


MEMORANDUM

TO: Town Council

FROM: David E. Cox, Town Manager 

DATE: January 20, 2023

SUBJECT: Town Manager's Report

The following information includes follow up from general items that were discussed at previous Council meetings as well as updates of a general nature from the departments. The items are organized by department and are intended to provide information on activities currently being undertaken by the Town's departments and those matters that are upcoming. Not all departments will be represented in each Report.

Collector

- Taxpayers who wish to view or print 2022 tax payment records for IRS or other purposes are encouraged to visit the Town's website at www.easthamptonct.gov. By selecting "pay bills online" and then navigating to tax payments and then IRS Payment Records for the Year 2022, taxpayers are able to access this information at any time. Those with questions should contact the Collector's Office via email at taxcollector@easthamptonct.gov or by phone at 860-267-2300.
- As a reminder, the second installment of real estate, personal property and supplemental motor vehicle tax that became due on January 1, 2023 will become delinquent after February 1, 2023. Payments may be made online at www.easthamptonct.gov and navigating to "pay bills online" or by depositing a payment in the drop box outside the Town Hall or by visiting the Collectors Office during office hours. The Town Hall offices are open until 6:30pm every Tuesday.

Library

- Work on the 2023-2026 Library Strategic Plan continues. Staff and the Library Advisory Board are developing a public survey for potential approval in February and distribution between February and March.
- January 12 marked the East Hampton Public Library's 125th Birthday and the Library is working to celebrate the 125th anniversary in a variety of ways throughout the course of 2023.
- Upcoming program highlights include an Author Event with Sarah Grote on January 24, Valentines for Seniors begins on January 30, Town of Iron Toys: Mechanical Banks of the 1800s will be held on January 31, and the Connecticut Library Consortium (CLC) led annual Take Your Child to the Library Day is on February 4.

Parks and Recreation

- Staff is in final development of the revised plans and related Request for Proposals document for the watershed improvement projects near Edgemere and Christopher Pond. These projects were previously bid and rejected by the Town. Once the plans and RFP are finalized, the material will be presented to the Town Council at an upcoming meeting so that the project can be bid for construction as soon as possible in the spring.

Police

- The Police Department will be sponsoring a Blood Drive on Friday, January 27 between the hours of 8:00 AM and 4:30 PM in the Town Hall Community Room. Blood donations are by appointment, but walk-ins will be accepted as time permits. Those who wish to donate may register at www.ctblood.org/drives to book a time slot using Sponsor Code C059. Members of the Department have already signed up to give blood and hope that many residents will join them.

Public Works

- Public Works crews have undertaken brush clearing and trash cleanup at the 13 Summit Street site, which was recently taken over by the Town. Crews will continue to perform brush clearing and cleanup work at the 1 and 13 Watrous Street locations, which are also Town-owned. Crews will also do some minor clearing at the Walnut Street site.
- In the coming week crews will also be focused on culvert and swale cleaning projects on Long Hill Rd and White Birch Rd and other locations throughout the town.

Senior Center

- Staff from several Town Departments and the Chatham Health District continue to meet together with the Commission on Aging's Health and Wellness sub-committee to enhance communication and programming and to develop ways to market the programs and services already in place. Recent discussion has included how the departments may be able to address mental health needs that may not be addressed presently in the community as well as funding for scholarships to facilitate broad participation, and how to integrate that concept across departments.
- Applications for energy assistance continue to be taken and facilitated. Dr. Rosenberg, Commission on Aging Chair has followed up on his letter of concern to Senator Needleman about the energy assistance application process. Senator Needleman met with the new director at the Department of Social Services, who is in charge of the Ct Energy Assistance Program. The Director indicated that the Department has been adjusting and making changes as needed. This is the first year people could apply online and, due to the rise in heating fuel, Community Renewal Team (CRT) has seen triple the number of applications this year compared to last year. CRT just received additional funding from DSS to hire additional staff to help clear the back log. While progress is being made on the applications facilitated by the Town, it remains time consuming and progress is slow.

- AARP tax assistance will begin in February. The Senior Center anticipates having one or two tax assistance preparers from East Hampton, which makes it easier to continue the service in Town.
- AARP Safe Driving classes are scheduled at the Center quarterly and the next class is in February.

WPCA

- The force main rehabilitation project is progressing. The cleaning and inspection of the line for the Maplewood force main is nearly complete and the contractor should be installing the liner this week and into next week. Once that work is complete, the contractor will move to the Bay Road area. As the contractor's work, which does involve a few excavations to allow access to turns in the pipe, moves closer to the edge of the lake, staff is coordinating with the dam owner to maintain the winter low level of the lake to aid in keeping those excavations free of water.

Town Manager/Other

- The most recent weekly COVID Status Report from Chatham Health District (CHD) is attached to this Report and shows officially reported COVID cases of five for East Hampton, which is a small reduction from previous reports and quite a bit below the reported cases from a year ago. Chatham Health District continues to provide various services including vaccination services for Flu and COVID. See the District website (<https://www.chathamhealth.org/>) for more information.
- Staff is in final development of the plans and related Request for Proposals document for the Village Center sidewalk program. After the plans have been approved by DOT for the components in the State Right of Way, the plans and RFP will be presented to the Town Council at an upcoming meeting so that the project can be bid for construction in the spring/early summer. Staff is also finalizing the grant agreements for the project with the Department of Transportation, which is overseeing the grant.
- Staff is monitoring activity at the State Legislature as new bills are introduced that would have an impact on East Hampton and other municipalities. Through the various professional and municipal organizations to which staff and the Town belong, we will continue to advocate for the best outcome we can achieve.

DC

cc: Management Staff

CHATHAM HEALTH DISTRICT COVID-19 STATUS REPORT

Updated 19Jan2023

Dashboard

DPH data published on 01/19/23

Town	County	CDC County Community Level*	Average Daily Case Rate #/100,000 population in the Past Week	Number of Cases in the Past Week **	Change in Number of Cases in the Past Week **
Colchester	New London	Medium	4.5	5	-4
East Haddam	Middlesex	High	9.5	6	2
East Hampton	Middlesex	High	5.6	5	-3
Hebron	Tolland	High	9.0	6	1
Marlborough	Hartford	High	9.0	n<5	-3
Portland	Middlesex	High	12.3	8	3
Chatham Health District	NA	NA	7.7	34	-4
					Increased from previous week
					Decreased from previous week
					Unchanged from previous week

Data Source: <https://data.ct.gov/Health-and-Human-Services/COVID-19-Town-Level-Data/icxw-cada>

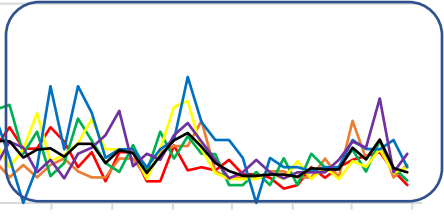
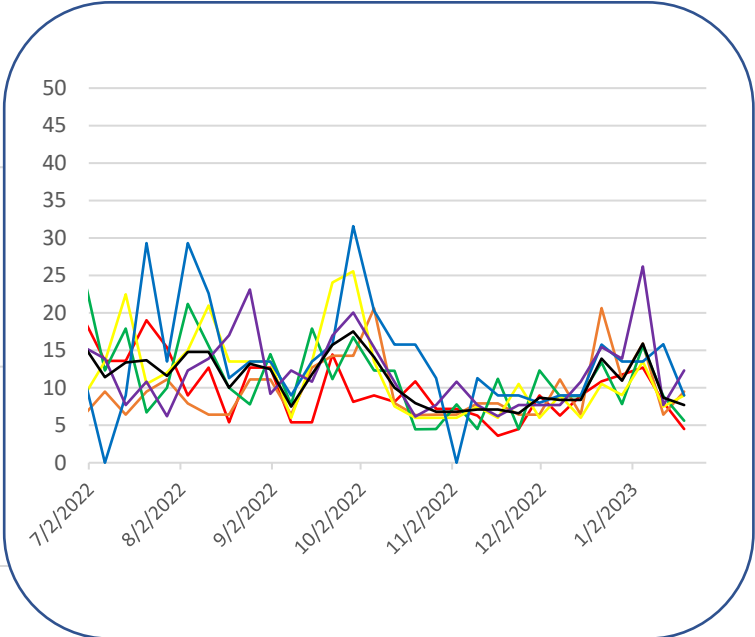
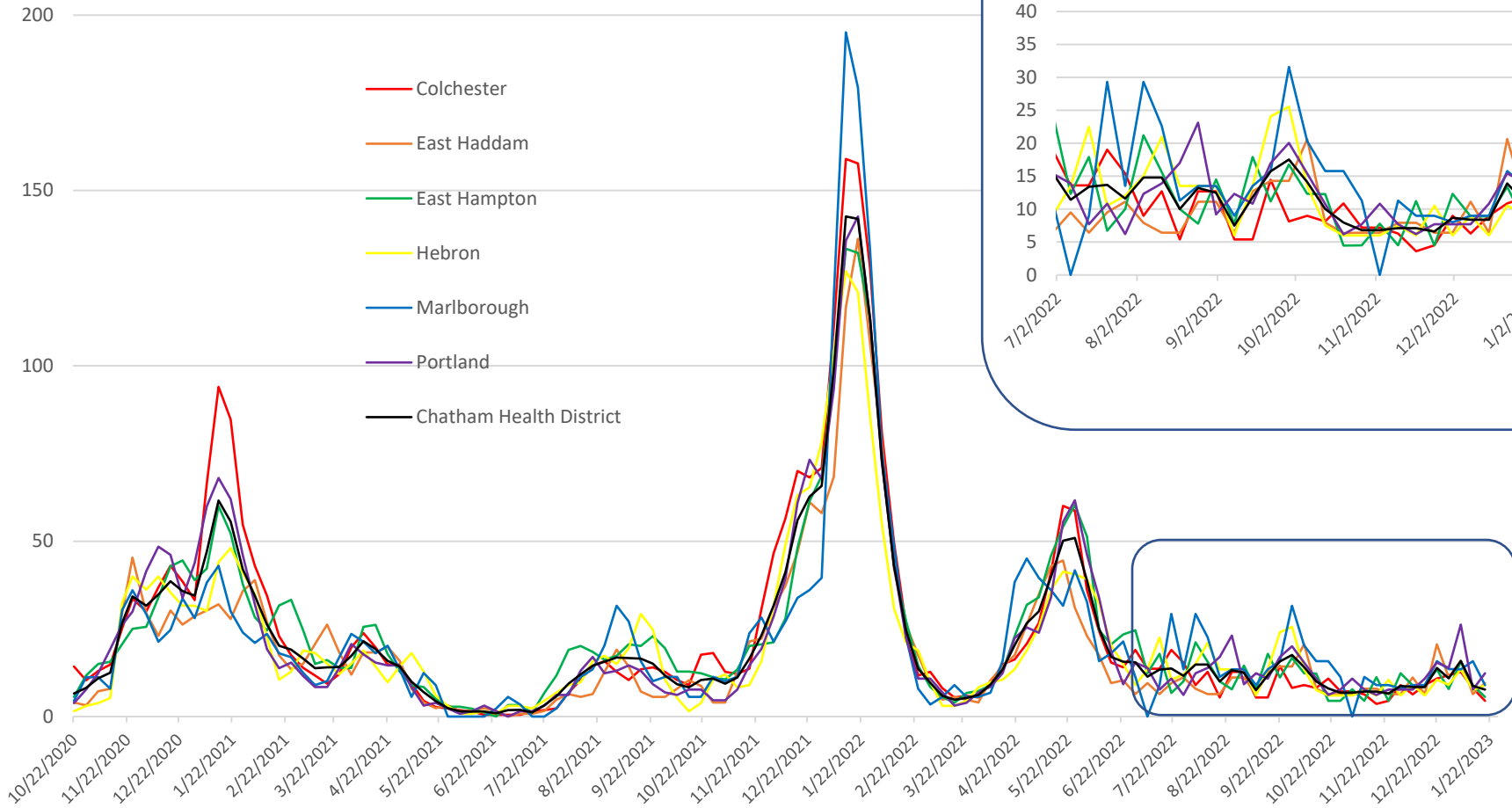
*Community Level Data Source: <https://www.cdc.gov/coronavirus/2019-ncov/your-health/covid-by-county.html>

**Prior to 6/30/2022, average daily case rate was calculated by DPH based on number of cases in the previous 14 days. Beginning on 6/30/22, DPH began reporting data from the previous 7 days. When the number of cases in the previous 7 days is less than 5, DPH suppresses the data. Chatham Health District will continue to report average daily case rate based on the number of cases in the previous 7 days and n=4 will be used for calculation of average daily case rate and change in number of cases for those towns.

CHATHAM HEALTH DISTRICT COVID-19 STATUS REPORT

Updated 19Jan2023

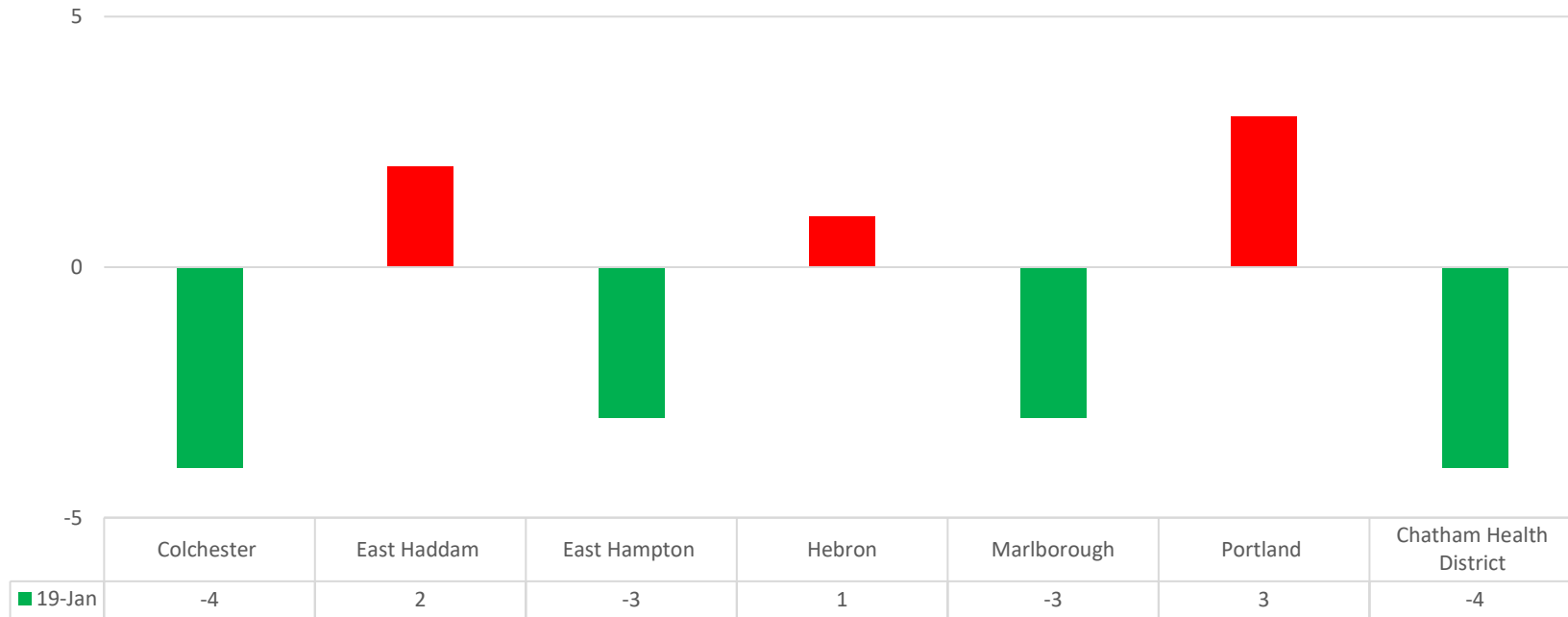
Average Daily Case Rate by Town (# of cases /100,000)



CHATHAM HEALTH DISTRICT COVID-19 STATUS REPORT

Updated 19Jan2023

Change in Number of Cases Reported by Town

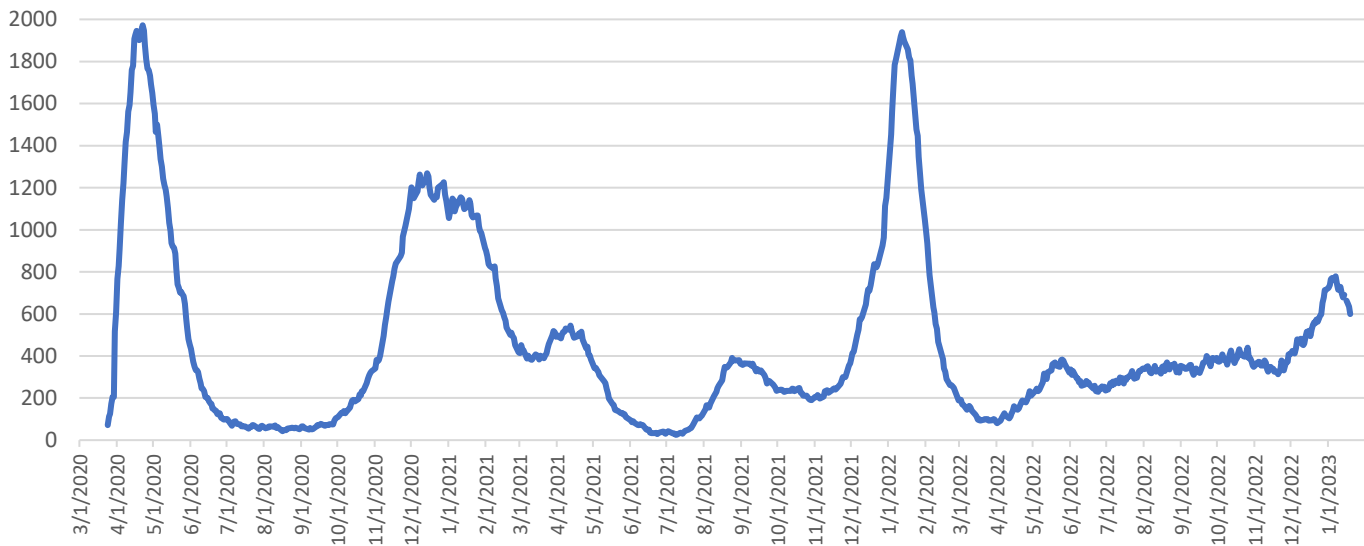


Source: <https://data.ct.gov/Health-and-Human-Services/COVID-19-Town-Level-Data/icxw-cada>

CHATHAM HEALTH DISTRICT COVID-19 STATUS REPORT

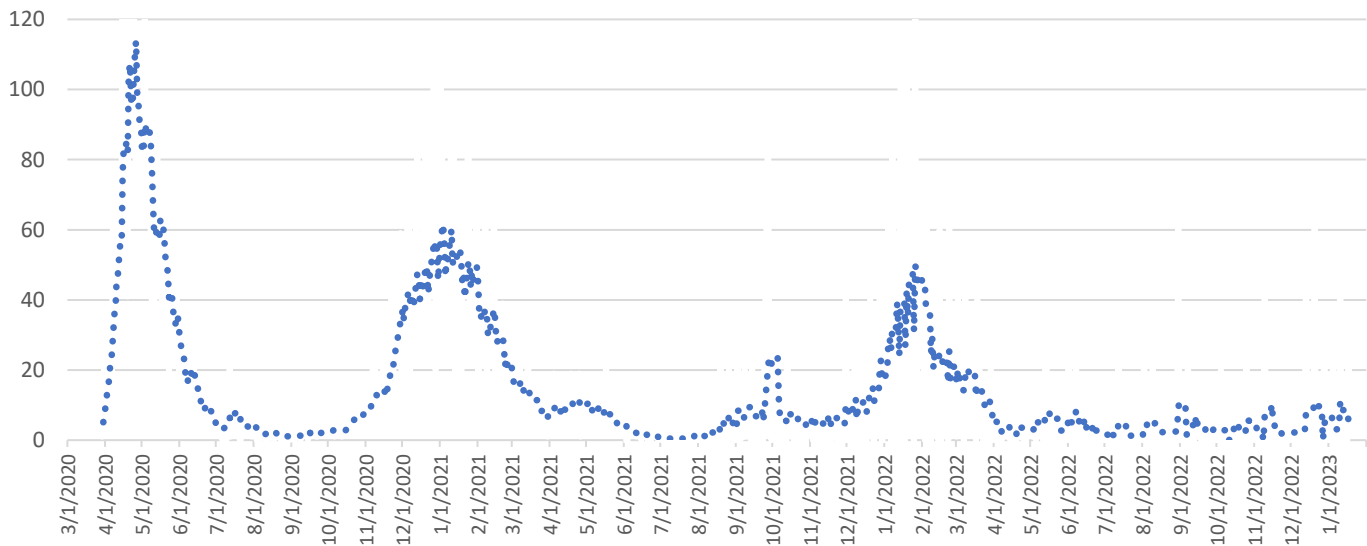
Updated 19Jan2023

Number of Patients Hospitalized with COVID-19 in Connecticut



Six hundred patients are currently hospitalized with laboratory-confirmed COVID-19. This is 98 fewer than last week.

Number of Confirmed and Probable COVID-19 Deaths in Connecticut (7 day rolling average)



There were 36 COVID-19 associated deaths reported in the past 7 days (compared to 60 reported last week).

Source: <https://data.ct.gov/Health-and-Human-Services/COVID-19-State-Level-Data/qmgw-5kp6>

CHATHAM HEALTH DISTRICT COVID-19 STATUS REPORT

Updated 19Jan2023

All Ages Vaccination Coverage as Reported by CT DPH on 01/18/2023.

Town	% Total Population Received First Dose	% Total Population Fully Vaccinated	% Total Population Additional Dose Received
Colchester	81.75	77.96	51.03
East Haddam	78.59	73.94	48.38
East Hampton	79.88	76.62	50.18
Hebron	80.80	77.24	52.76
Marlborough	83.03	79.13	53.42
Portland	84.80	81.70	55.15
Chatham Health District	81	78	52
Connecticut	80	74	44

Source: <https://data.ct.gov/Health-and-Human-Services/COVID-19-Vaccinations-by-Town/x7by-h8k4>

CHATHAM HEALTH DISTRICT COVID-19 STATUS REPORT

Updated 19Jan2023

Age-Specific Vaccination Rates as Reported by CT DPH on 04Jan2023

This table will be updated on 02Feb2023

Initiated Vaccination (%)	Age Group						
	<5*	5-11	12-17	18-24	25-44	45-64	65+
Town	<5*	5-11	12-17	18-24	25-44	45-64	65+
Colchester	16.6	46.3	66.2	83.4	82.8	84.4	100.0
East Haddam	13.4	47.4	61.1	93.9	75.6	74.5	100.0
East Hampton	18.3	47.4	83.2	87.8	79.7	78.2	100.0
Hebron	19.9	39.2	54.2	99.0	80.9	81.4	100.0
Marlborough	25.1	45.0	81.2	100.0	77.5	79.3	100.0
Portland	24.4	56.7	75.5	91.1	84.3	82.6	100.0
Chatham Health District	19.1	46.7	68.9	90.7	80.6	80.3	100.0

Fully Vaccinated (%)	Age Group						
	<5*	5-11	12-17	18-24	25-44	45-64	65+
Town	<5*	5-11	12-17	18-24	25-44	45-64	65+
Colchester	12.0	43.8	64.7	76.1	78.1	82.1	100.0
East Haddam	7.5	41.8	58.4	84.1	70.5	71.5	100.0
East Hampton	11.0	44.9	81.4	80.5	73.0	76.2	100.0
Hebron	12.9	37.0	53.3	90.4	76.5	79.6	100.0
Marlborough	14.7	42.1	78.2	100.0	73.8	77.4	100.0
Portland	15.7	53.8	71.6	85.6	80.5	80.7	100.0
Chatham Health District	12.1	43.8	66.9	83.7	75.7	78.1	100.0

Additional Dose	Age Group						
	<5*	5-11	12-17	18-24	25-44	45-64	65+
Town	<5*	5-11	12-17	18-24	25-44	45-64	65+
Colchester	NA	9.7	32.7	39.1	46.4	60.7	95.8
East Haddam	NA	7.4	25.1	40.9	39.8	50.6	95.2
East Hampton	NA	11.2	40.7	41.1	43.8	55.2	96.3
Hebron	NA	8.1	29.1	54.3	45.8	59.8	100.0
Marlborough	NA	10.9	39.0	63.0	45.0	57.8	98.0
Portland	NA	13.4	35.3	49.1	49.5	59.7	95.3
Chatham Health District	NA	10.1	33.4	45.6	45.2	57.4	96.5

**Data for the <5 age group were not reported by DPH on January 4.*

The rates for this age group are based on data reported by DPH on 28Dec2022.

Source <https://data.ct.gov/Health-and-Human-Services/COVID-19-Vaccinations-by-Town-and-Age-Group/gngw-ukpw>