




TOWN OF EAST HAMPTON
Planning and Zoning Commission
1-860-267-7450
www.easthamptonct.gov



PZC 24-003
Date 2/7/24

Fee Paid 210
Check # 7185
Rec'd. By _____

LOCATION 46 Haightleg Pond Rd

MAP 01c BLK 10 LOT 11

PROJECT NAME _____

ZONE _____

APPLICANT Theodore W Hunter Sr
ADDRESS 46 Haightleg Pond Rd

PHONE 860-301-9979
EMAIL _____

CONTACT PERSON Middle Haddam

PHONE _____
EMAIL _____

OWNER Same
ADDRESS _____

PHONE _____
EMAIL _____

SURVEYOR/ENGINEER _____
ADDRESS _____

PHONE _____
EMAIL _____

ATTORNEY _____
ADDRESS _____

PHONE _____
EMAIL _____

APPLICATION TYPE (application must be completed in FULL in order to be accepted)

- 1. SUBDIVISION /RESUBDIVISION /CONSERVATION SUBDIVISION NO. OF LOTS _____
- 3. SITE PLAN MODIFICATION Residential _____ Commercial _____
- 4. SPECIAL PERMIT--SECTION 7.3 OF THE ZONING REGS. FOR lighting
- 5. ZONE CHANGE---FROM _____ TO _____
- 6. AMENDMENT TO ZONING REGULATIONS
- 7. LAKE POCOTOPAUG PROTECTION AREA
- 8. ACTIVE ADULT NO OF UNITS _____
- 7. OTHER (DESCRIBE) _____

APPLICATION REQUIREMENTS: This application and 10 sets of plans shall be submitted to the Land Use Office and shall be received by the Commission at the next regularly scheduled meeting. (see meeting schedule for deadline dates)

A complete application shall consist of an application, fees, maps /plans(A-2 survey) ,engineers report including drainage calculations and watershed calculations(pre and post), bond estimates, hydrology report, environmental studies, waiver requests and traffic study where applicable

Preliminary discussions are highly recommended for subdivisions 5 lots & over and for larger Special Permit Applications
Abutters notice receipts (green cards) must be handed in to the Planning Office prior to the meeting

APPLICANTS SIGNATURE _____ DATE _____

OWNER'S SIGNATURE _____ DATE 2/7/24

The owner and applicant hereby grant the East Hampton Planning and Zoning Commission and/or it's agents permission to enter upon the property to which the application is requested for the purpose of inspection and enforcement of the Zoning Regulations and Subdivision Regulations of the Town of East Hampton.



Office Use Only

Date Accepted: _____

Accepted By: _____

**Minimum Requirements for Submission of Application to
Planning and Zoning Commission**

This form must be submitted with your application.

Application Requirements are based on the application type selected on application form.

 Site Plan Review/Modification (See Section 9.1 for details)

- Complete Application Form
- Fee Paid
- Site Plan (PDF & 10 copies of 11 x 17s) – See Section 9.2.C.2 for specifications
- Drainage Calculations in Compliance with Section 7.5
- Report from Chatham Health District (or CT DPH as needed)
- Report from Fire Marshal
- Bond Estimates As Required, See Section 9.2.C.2

Special Permit (See Section 9.2 for details)

- Complete Application Form
- Fee Paid
- Site Plan (PDF & 10 copies of 11 x 17s) - See Section 9.2.C.2 for specifications
- Pending Approval from IWWA
- Drainage Calculations in Compliance with Section 7.5
- Pending Approval or report from Chatham Health District (or CT DPH as needed)
- Pending Approval or report from Fire Marshal
- Pending Approval or report from Public Works
- Traffic Study (As Required)
- Bond Estimates (As Required)
- Public Hearing Requirements

 Zone Change (See Section 9.3 for details)

- Complete Application Form
- Fee Paid
- A-2 Survey of Property showing surrounding properties and respective zone - PDF & 10 copies of 11 x 17s
- Reports from Chatham Health District, Fire Marshal, Police Dept. and Public Works
- Public Hearing Requirements

 Amendment to Zoning Regulations (See Section 9.3 for details)

- Complete Application Form
- Fee Paid
- Existing Regulation with proposed Amendments (PDF & 10 copies of 11 x 17s)
- Rationale for Amendment (PDF & 10 copies of 11 x 17s)
- Reports from Chatham Health District, Fire Marshal, Police Dept. and Public Works
- Public Hearing Requirements

I certify that this application is complete.

Signature of Applicant: _____ Date: 2/7/24

The Commission reserves the right to add additional requirements in accordance with the Regulations.

Only Complete Application Packages Will Be Accepted

Luminaire Schedule					
Symbol	Qty	Label	Arrangement	Total Lamp Lumens	LLF
H	12	MLLG-AG-LED-IMF-200-5-TR-45D-	SINGLE	26800	1.000

Calculation Summary						
Label	Units	Avg	Max	Min	Avg/Min	Max/Min
Arena	Fc	9.77	17.9	1.6	6.11	11.19

Luminaire Location Summary						
Label	X	Y	Z	Orient	Tilt	
MLLG-AG-LED-IMF-200-5-TR-45D-	102.000	103.000	20.000	295.741	72.167	
MLLG-AG-LED-IMF-200-5-TR-45D-	98.000	103.000	20.000	244.259	72.167	
MLLG-AG-LED-IMF-200-5-TR-45D-	102.000	-3.000	20.000	64.259	72.167	
MLLG-AG-LED-IMF-200-5-TR-45D-	98.000	-3.000	20.000	115.741	72.167	
MLLG-AG-LED-IMF-200-5-TR-45D-	153.000	103.000	20.000	257.775	71.956	
MLLG-AG-LED-IMF-200-5-TR-45D-	47.000	103.000	20.000	282.225	71.956	
MLLG-AG-LED-IMF-200-5-TR-45D-	153.000	-3.000	20.000	102.225	71.956	
MLLG-AG-LED-IMF-200-5-TR-45D-	47.000	-3.000	20.000	77.775	71.956	
MLLG-AG-LED-IMF-200-5-TR-45D-	156.000	103.000	20.000	304.315	75.307	
MLLG-AG-LED-IMF-200-5-TR-45D-	44.000	103.000	20.000	235.685	75.307	
MLLG-AG-LED-IMF-200-5-TR-45D-	156.000	-3.000	20.000	55.685	75.307	
MLLG-AG-LED-IMF-200-5-TR-45D-	44.000	-3.000	20.000	124.315	75.307	



DRK Enterprises LLC / LED Lighting Supply
 1 Chestnut Street, 4M
 Nashua, NH 03060
 (888) 423-3191
 www.ledlightingsupply.com

Example
Lighting Specialist

Example Example

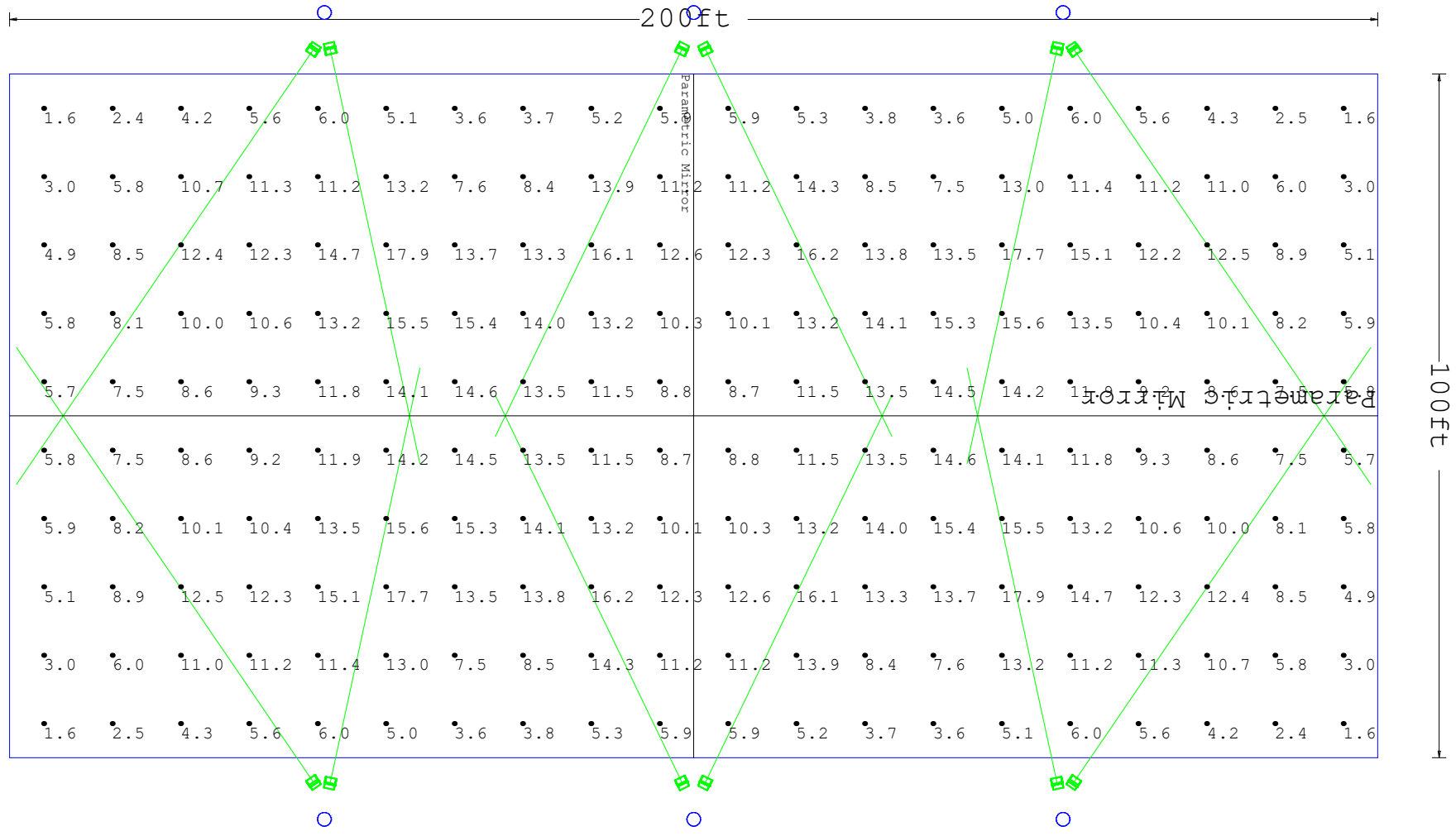
Example

DATE: 10/13/2022
 REF NO: Example
 SCALE: AS SHOWN

This Lighting Plan Analysis ("Lighting Design") provided by the DRK Enterprises LLC / LED Lighting Supply ("DRK") represent an anticipated prediction of lighting system performance based upon design parameters and information supplied by others. These design parameters and information provided by others have not been field verified by DRK and therefore actual measured results may vary from the actual field conditions. DRK recommends that design parameters and other information be field verified to reduce variation.

DRK neither warranties, either implied or stated with regard to actual measured light levels as compared to those illustrated by the Lighting Design. DRK neither warranties, either implied or stated, nor represents the appropriateness, completeness or suitability of the Lighting Design intent as compliant with any applicable regulatory code requirements with the exception of those specifically stated on drawings created and submitted by DRK. The Lighting design is issued, in whole or in part, as advisory documents for informational purposes and is not intended for construction nor as being part of a project's construction documentation package.

Replacing fixtures in this lighting design with other fixtures voids the results provided within the lighting plan. This lighting plan represents the photometric output of the fixtures specified within this plan.



DRK Enterprises LLC / LED Lighting Supply
 1 Chestnut Street, 4M
 Nashua, NH 03060
 (888) 423-3191
 www.ledlightingsupply.com

Example
 Lighting Specialist


Example Example Example

DATE: 10/13/2022
 REF NO. Example
 SCALE: AS SHOWN

This Lighting Plan Analysis ("Lighting Design") provided by the DRK Enterprises LLC / LED Lighting Supply ("DRK") represent an anticipated prediction of lighting system performance based upon design parameters and information supplied by others. These design parameters and information provided by others have not been field verified by DRK and therefore actual measured results may vary from the actual field conditions. DRK recommends that design parameters and other information be field verified to reduce variation.

DRK neither warranties, either implied or stated with regard to actual measured light levels as compared to those illustrated by the Lighting Design. DRK neither warranties, either implied or stated, nor represents the appropriateness, completeness or suitability of the Lighting Design intent as compliant with any applicable regulatory code requirements with the exception of those specifically stated on drawings created and submitted by DRK. The Lighting design is issued, in whole or in part, as advisory documents for informational purposes and is not intended for construction nor as being part of a project's construction documentation package.

Replacing fixtures in this lighting design with other fixtures voids the results provided within the lighting plan. This lighting plan represents the photometric output of the fixtures specified within this plan.





200 Watt High Power Flood - IMF

Part No: MLLG-AG-LED-IMF-200-5-TR-[Optic] 1653

Replaces: 400 Watt Metal Halide



Specifications

Watts:	200	Dimmable:	1-10V
Lumens:	28000	Beam Angle:	60°(std), 10°, 15°, 30°, 45°, 40*100°
Lumens/Watt:	140	Frequency:	50/60 hz
Replaces:	400 Watt Metal Halide	Housing:	Tempered Glass Lens, Aluminum Housing, Powder Coat Finish
Color Temp:	4000K 5000K	Mounting:	Yoke 2 3/8 Pole
CRI:	70+	EPA Rating:	.60
IP Rating:	IP66	Dimensions:	12.64 in X 12.44 in X 4.65 in
IK Rating:	IK08	Weight:	11 lbs
Input Voltage:	100V-277V 277V-480V	Warranty:	5 years
Operating Temp:	-22°F to +113°F		
Rated Life:	176,000 (L70) hours		



DRK Enterprises LLC / LED Lighting Supply
1 Chestnut Street, 4M
Nashua, NH 03060
(888) 423-3191
www.ledlightingsupply.com

Example

Lighting Specialist

Example

Example

Page 4 of 4

Example

DATE: 10/13/2022

REF NO: Example

SCALE: AS SHOWN

AGI32® Version 20.9.9

This Lighting Plan Analysis ("Lighting Design") provided by the DRK Enterprises LLC / LED Lighting Supply ("DRK") represent an anticipated prediction of lighting system performance based upon design parameters and information supplied by others. These design parameters and information provided by others have not been field verified by DRK and therefore actual measured results may vary from the actual field conditions. DRK recommends that design parameters and other information be field verified to reduce variation.

DRK neither warranties, either implied or stated with regard to actual measured light levels as compared to those illustrated by the Lighting Design. DRK neither warranties, either implied or stated, nor represents the appropriateness, completeness or suitability of the Lighting Design intent as compliant with any applicable regulatory code requirements with the exception of those specifically stated on drawings created and submitted by DRK. The Lighting design is issued, in whole or in part, as advisory documents for informational purposes and is not intended for construction nor as being part of a project's construction documentation package.

Replacing fixtures in this lighting design with other fixtures voids the results provided within the lighting plan. This lighting plan represents the photometric output of the fixtures specified within this plan.