


MEMORANDUM

TO: Town Council
FROM: David E. Cox, Town Manager 
DATE: August 5, 2022
SUBJECT: Town Manager's Report

The following information includes follow up from general items that were discussed at previous Council meetings as well as updates of a general nature from the departments. The items are organized by department and are intended to provide information on activities currently being undertaken by the Town's departments and those matters that are upcoming. Not all departments will be represented in each Report.

Library

- Library summer programs continue to draw patrons who continue to check in for Summer Reading and achieve goals toward prizes. The End of Summer Reading Celebration, with prize drawings, will be Friday, August 19 from 3-5 PM at the Library and the whole community is invited. There will also be a touch tank event hosted by Mystic Aquarium that day from 2-4 PM (registration via the library website is strongly encouraged due to capacity limits). There are two more Tuesday Spirit Days in August including Dress Like a Pirate Day on August 9 and Ocean Colors Day on August 16.
- Next week, teens can register for Lord of the Rings Teen Trivia, Dungeons and Dragons, Creative Writing, and a Teen Nintendo Switch Tournament. Children's events for next week include, Wednesday Storytimes, Amazing Animals, and the Teacher Read-Aloud Series. Tuesday, August 9 is Take and Make day for all ages, and adults can Walk the Airline Trail for Focus on Fitness. Patrons can register for these programs and more at easthamptonpubliclibrary.org
- As the official Summer Reading program wraps up, patrons are asked to let the Library know how Summer Reading 2022 went. Participants are invited to complete the Summer Reading Survey online at this link: [Oceans of Possibilities Summer Reading Survey \(google.com\)](https://oceansofpossibilities.com/survey) or through the library website at <https://easthamptonpubliclibrary.org/>.
- Book Club attendees may pick up their copy of *The Library Book* by Susan Orlean for the August 16, Book Club meeting. The book is an excellent, bestselling, history of libraries and librarians set against the backdrop of the disastrous Los Angeles Public Library fire in 1986.
- The July Director's report is attached to this Report.

Parks and Recreation

- As reported previously, on Friday, July 29, Lake Pocotopaug was treated with the algicide Copper Sulfate, which resulted in clarity levels increasing throughout the entire lake by about 2 feet. The latest data from the Town's lake scientist is attached showing recent and historical data.
- Work on the High School Athletic Fields project is complete with the final tennis court surface installation and marking earlier this week. After curing time, the courts, which include markings for pickleball, will open Monday. The irrigation system is complete and functioning as designed and the last of the top dressing and grass restoration is complete. The Committee is expected to meet shortly to finalize the project.
- Unfortunately, staff has learned that the \$1.4 million Congressional Earmark being sought for the Air Line Trail improvements was ultimately cut by the Senate Appropriations Committee and will not be approved. Staff will continue to work with the State and others to seek funding for this important connection improvement.

Police

- On August 4, the entire Department participated in Active Shooter training at one of the schools in town. The Department uses this training to advance its Active Shooter skills and is planning an additional training event prior to the start of the school year.
- During the month of July, the Department utilized one dose of Narcan on a 38 year old female who had overdosed on Heroin. Fortunately, due to the swift actions of the officers involved, they were able to revive the unconscious female.

Public Works

- On Monday, August 8, the Town's contractor, Mark DeFrancesco, Inc., will begin work on rebuilding the stone wall at 11 Lake View Street. The project is scheduled to last approximately 3 weeks. Staff has been in contact with the property owner to ensure they are aware of the nature of the project and any impacts that they may experience during the work. Please note that the sidewalk in that area may close periodically during the work.
- Public Works crews have completed the small drainage project on Shipyard Road and will be mobilizing equipment and materials to Clark Hill Road to install drainage improvements in anticipation of paving a portion of this road in the area of Champion Hill Road at the end of August. Once this drainage work is complete crews will move on to drainage projects at Old Middletown Avenue and Old Marlborough Road.

- As noted in the previous Town Manager Report, the Clark Hill Road and Abbey Road Paving projects are currently scheduled to begin the week of August 22. A portion of Abbey Road is planned for full depth milling and paving and a portion of Clark Hill Road will be reclaimed and paved. The milling, reclaiming and grading will be conducted the week of August 22 with paving tentatively scheduled the following week concluding September 2. Letters to effected resident will be going out and the digital message board will be placed to alert drivers of the upcoming work.

Town Manager/Other

- The weekly COVID Status Report from Chatham Health District (CHD) is attached to this Report and shows an increase in the Town's officially reported COVID cases.
- The Partisan Primary for various State offices will occur on August 9 at the High School. Absentee ballots must be received at the Town Clerk's office by 8pm that day.
- A training session regarding meeting process and best practices for compliance with the Freedom of Information Act, and the rules for conducting effective and legal public meetings will be presented on Monday, August 8 beginning at 6pm in the Town Hall. All Town Board and Commission members have been invited to the session, which will be presented by a representative from the CT Freedom of Information Commission and the Town Attorney. The public is also welcome to attend.
- Preparations are in place for the test well drilling at the Town owned property adjacent to Pine Brook south of RT 16. Public Works crews have cleared the access path and the drilling company is expected to be on site beginning the week of August 15 for several days of drilling and water pumping. Additionally, during same timeframe, the company will retest the water at the Town's well site at Oakum Dock. These activities are major steps in the process to update work to identify a new water source for the Town water system to address water quality and quantity issues and facilitate long-term growth.

DC

cc: Management Staff

July 2022

Monthly Report

At a glance:

This section contains a brief summary of the most important information.

- The Library wished Ms. Stephanie Smith well, as she left to pursue other opportunities. The staff had a sendoff for Ms. Smith prior to her last day, which was July 20, 2022.
- The Library welcomed new Public Service Associate Wini Cerreta to the staff on July 18, 2022. Wini has already led her first program, taking over the Teen Trivia events.
- Ms. Cachuela and the Children's Department hosted an impressive turnout for Touch a Truck, firetruck storytime, with the East Hampton Fire Department. The Library appreciates the Fire Department's time and support to make this event possible.
- The library staff have begun program planning for the fall season, which will be in an upcoming issue of Events Magazine. Staff are also working diligently to plan the finishing touches for the End of Summer Reading closing event on August 19, 2022.
- Library staff have worked together to facilitate the previously planned teen programming for the summer and to plan teen programming for the fall, as the Library works to fill the vacant Adult and Young Adult Librarian position.
- The Library is seeking to fill a part-time Public Service Associate position in September, as Ms. Olivia Mendlinger will be leaving to pursue other pre-planned avenues in librarianship. The Library wishes Ms. Mendlinger all the best for her future goals.
- July summer programs have hosted an average of 150 weekly attendees or more across an average of a dozen weekly programs or more. Summer Reading engagement has increased significantly since the kickoff event at the end of June.

Strategic Plan Actions Update

This section contains information about new programs, services, collections, or initiatives directly relating to the Strategic Plan.

- Summer Reading registration has increased by 59% since the program launched on June 24, 2022. That equates to over 50 new registrations per week, with Children's registration's increasing the most during

July. *(Accessible & Inclusive), (Welcoming & Vibrant)*

- Programs like June’s Police Officer Storytime, which hosted 90 attendees and July’s Touch a Truck Storytime, which hosted 118 attendees both at Seamster Park, are a great demonstration of community support from our Police and Fire Departments, the dedicated work of Ms. Cachuela and the Children’s Department staff, and most importantly overall community engagement. *(Accessible & Inclusive), (Welcoming & Vibrant)*
- The Teacher Read-Aloud Series hosted almost 80 attendees for its two sessions in July. This collaborative program with East Hampton school teachers has been a great bi-weekly community storytime. *(Informative & Collaborative), (Welcoming & Vibrant)*

Summer Reading Registration 2022			
	Summer Reading Kickoff Event (June 24, 2022)	Beginning of July (As of July 6, 2022)	Current (As of July 27, 2022)
Children	265	353	393
Teen	76	112	123
Adults	97	164	179
Total	438	629	695

Department Reports

Administration:

This section contains general updates and news about library administration.

- Wini Cerreta began as a Public Service Associate on July 18. Wini has taken over Monday Teen Trivia events for the summer and is planning a creative Children’s event series for the fall.
- The Library Advisory Board has spoken with potentially interested candidates to apply for a Board vacancy.
- In the absence of an Adult/Young Adult Librarian, Director Kellogg has increased time on the service desks, modified his schedule to accommodate scheduling gaps, and taken on additional programming work. This practice will continue and adjust as needed.
- Kellogg attended an Intellectual Freedom workshop to learn about increases in recent materials challenges in the State of Connecticut and best practices for addressing such issues. The Library has an up-to-date Collection Policy and Request for Reconsideration process to ensure a smooth process for all involved should it be necessary here.
- Library Building maintenance updates: Fire Alarm maintenance and testing is in progress, the fence on the backside of the building has been repaired, and the exterior shingles will be repaired sometime this fiscal year with the support of Town Facilities. Bathroom facilities were reviewed for future touchless facilities possibilities.
- Library E-Rate administrative procedures are in process for the new fiscal year.
- Initial performance reviews were successfully completed for two library staff members.
- Library staff are working on fall submissions for Events Magazine.
- Mr. Kellogg will begin reviewing possible capital improvement projects, specifically related to space planning and procedural technology.
- Fall program and staff scheduling is in process for programs through November and Saturday staffing through December.

- Mr. Kellogg is preparing the CT State Library Annual Report for fiscal year 2021-2022, which covers comprehensive statistics for the Library, and produces funds from the State Library for EHPL services.
- Library volunteer, Aimee, continues to assist staff with various projects for the summer. Staff are very appreciative of her support. The Library also helped another East Hampton student complete community service hours.
- Over 20 applications were received for the Adult/Young Adult Librarian position. In August, there will be a multi-part interview process, including programming, with guests on the interview panels.
- Mr. Kellogg worked with the Finance Department to wrap up the billing for the 2021-2022 fiscal year.
- The Community Room calendar is under redevelopment due to technical difficulties with the previous version.

Children's Department:

This section contains general updates and news about the Children's Department.

- The Children's Department hosted a storytime at Seamster Park in partnership with the East Hampton Fire Department. 118 people attended. Children were able to learn about the job of a firefighter, explore the trucks, and squirt water from the firehose. Feedback from families was excellent and very appreciative of both the Library and the Fire Department.
- Staff is busy planning fall programming for children. Popular programs like STEMtastic, Read to a Therapy Dog, and Nintendo Switch Tournaments will return. New additions include Kids Comic Creators, a literacy-based program with a focus on popular graphic novel series, and a Harry Potter back to school program just for middle grade students.
- The department continues to partner with local pediatrician Leah Gregorio to hand out free boardbooks and information about the library to new families. Babies under six months of age receive two free books, a scarf for play and to bring to storytimes, and information about Baby Rhyme Time and 1000 Books Before Kindergarten, all in a library tote bag. Middlesex Health Family Medicine staff report that the bags are enthusiastically received and continue to request more as they run out. More than 60 bags have been handed out since the program began in January.

Adult / Young Adult Department:

This section contains general updates and news about the Adult / Young Adult Department.

- Adult / Young Adult Librarian Stephanie Smith had her last day at EHPL on July 20, 2022. She left to take on another position elsewhere. Efforts to fill the position are already underway. The Library wishes Ms. Smith the very best in this new chapter of her career.
- Library staff have divided up the previously planned Teen programs and the forthcoming ones to ensure a seamless transition to the next Adult/Young Adult Librarian.
- Cookbook Club is enjoying its resurgence on the 1st Tuesday of the month, with steadily growing attendance. The Fire and Spice cooking program was also a hit with 24 attendees at the end of July. Ms. Blanda is doing a great job bringing continuity and creativity to the Library's adult programming.
- Ms. Smith's last Teen program was the Fandom Showdown on July 20, since then there have been 7 different Teen programs led by Library staff. Lex has continued their Creative Writing workshop, Mr. Bolton has led a Nintendo Switch Tournament and Dungeons and Dragons, Ms. Cerreta has taken over Teen Trivia, and Mr. Kellogg and Ms. Blanda led the July Preteen Advisory Board event.
- A Summer Reading reminder is below:

Teen Summer Reading: Teens complete challenges each week. Every week they are asked to read for an hour (whatever they want) but other challenges encourages them to get active or get involved in their community. Once they have completed the challenges they want to (and skipped the ones they don't!) the teen can check in at the Library and receive one raffle ticket towards prizes for every challenge they complete. In addition to weekly summer check-ins, teens can receive a scratch card every time they visit the library. Teens scratch off their card and can win an additional raffle ticket, prizes, or a free book.

Adult Summer Reading: Adults complete challenges each week. Every week they are asked to read for an hour (whatever they want) but other challenges encourages them to get active or get involved in their community. Once they have completed the challenges they want to (and skipped the ones they don't!) the adult can check in at the Library and receive one raffle ticket towards prizes for every challenge they complete. In addition to receiving raffle tickets for every challenge completed, adults will receive a scratch card when they check in. Adults scratch off their card and can win an additional raffle ticket, a prize, or a free book.

Circulation and Technical Services Department:

This section contains general updates and news about the Circulation and Technical Services Department.

- With recent volunteer help, a large number of older materials have been repaired and re-covered.
- Hotspots and Nintendo Switch games have continued to be popular items for adults and teens alike. The Early Literacy backpacks have been very popular checkouts as well.
- Mr. Bolton is reviewing a new digital platform presented by the CT State Library to see if it would benefit EHPL.
- Mr. Bolton is training staff on new LION procedures for items potentially damaged by weather in the delivery process.

Strategic Plan Indicators of Success

Circulation

Borrowers *(Accessible and Inclusive)*

	+/- Last Month	July Borrowers	June Borrowers	May Borrowers
Adults (borrowing physical items)	-15	1,189**	1,204	1,080
Children (borrowing physical items)	+23	325**	302	190
Corporate (borrowing physical items)	-1	15**	16	14
Staff (borrowing physical items)	-3	15**	18	18
TOTAL	+4	1,544**	1,540	1,302
Digital Borrowers	+38	436* (228, Hoopla)+(20	398	381

		8, Overdrive)		
--	--	------------------	--	--

*Stats were pulled as of 7/29 and will be updated for the August report.

Borrowing *(Welcoming and Vibrant, Informative and Collaborative)*

	2022	2022	2022	2021	2020	2019
	July	June	May	July	July	July
Adult Collection	3,348**	3,232	3,135	3,889	2,241	4,685
Children's Collection	3,883**	3,541	2,731	5,083	1,968	4,223
Young Adult	485**	446	317	417	148	384
SUBTOTAL	7,716**	7,219	6,183	9,389	4,537	9,292
eBooks – Overdrive	1,109**	981	1,016	1,073	752	525
eBooks - Hoopla	582**	579	587	575	469	305
SUBTOTAL	1,691**	1,560	1,603	1,648	1,428	1,038
TOTAL	9,407**	8,779	7,786	11,037	5,965	10,330

**Stats were pulled as of 7/29 and will be updated for the August report.

Visits

Door Counter *(Welcoming and Vibrant)*

July	Aug	Sept	Oct	Nov	Dec	Jan	Feb	Mar	Apr	May	June
4428 **											

**Stats were pulled as of 7/29 and will be updated for the August report.

Programs and Partners

Events, Workshops, Programs and Outreach *(Accessible and Inclusive)*

	Programs			Attendance		
	July	June	April	July	June	April
Adult Events	5**	7	5	66**	81	24
Children's Events	30**	56	23	977**	1,475	479
Young Adult Events	17**	35	5	177**	931	23
Intergenerational	4**	5	2	166**	812	201
TOTAL	56**	103	45	1,386**	3,299	1,553

**Stats were pulled as of 7/29 and will be updated for the August report.

Promotion

Website *(Welcoming and Vibrant)*

	+/- last month	July	June	May
Users	- 1580*	1210	2,718	1,704
New Users	- 1245*	1210	2,455	1,493
Sessions	- 2295*	2338	4,633	2,860
Page Views	- 3403*	3403	16,676	8,870

5 Most Popular Pages: Summer Reading, Hours & Contact Info, Museum Passes, Children’s Programs & Events, Library Staff *Some website data was lost due to site updates during the month, July statistics are likely close to double what’s represented here.

Facebook (*Welcoming and Vibrant*)

	+/- last month	July	June	May
Likes	+ 14	2,069	2,055	2,041
Post Reach	- 4328	3,221	7,549	2,912
Post Engagement	- 349	2118	2,467	685

Donations and Fundraising

Donations (*Ready for the Future*)

Organization	Donation	Restrictions
--------------	----------	--------------



Northeast Aquatic Research, LLC

www.northeastaquaticresearch.net
74 Higgins Highway
Mansfield Center, CT 06250
August 3, 2022



TO: Residents of East Hampton, CT
ATTN: Jeremy Hall, Parks and Recreation Director
Town of East Hampton Conservation Lake Commission
FROM: Hillary Kenyon, Limnologist & Certified Lake Manager

RE: Pocotopaug Nutrient Monitoring Results Mid-Season Review & August Profile Data Overview

In June and July 2022, Lake Pocotopaug experienced increasing phytoplankton algae and cyanobacteria in the water column, despite earlier BioBlast microbial treatments. The Lake Advisory Committee jointly decided to proceed with a copper sulfate treatment. The goal of the copper treatment was to kill existing cyanobacteria in the water column in order to prevent a surface cyanobacteria bloom and to keep the beaches open for swimming. This was the first formal algaecide treatment on record at Lake Pocotopaug, and the treatment was permitted through CT DEEP. CT-licensed aquatic algaecide applicator, Pond and Lake Connection, performed the copper treatment on July 29, 2022. The northwestern half of the lake was treated.

Northeast Aquatic Research performed follow-up water quality monitoring four days after copper treatment on August 2, 2022. Monitoring revealed that the lake experienced nearly a 2ft improvement in water clarity lake-wide as a result of the copper treatment. The lake looked generally clearer, and free from cyanobacteria blooms in open water and along the western shore. Cyanobacteria were still present in a calm cove off O’Neil Lane, towards the southwestern part of the lake. The lake did have a measurable reduction in dissolved oxygen saturation, but open water monitoring stations all maintained roughly 80% dissolved oxygen saturation or higher. The lowest surface dissolved oxygen concentration was measured to be 6.2mg/L at Oakwood station. It is expected that the lake will recover dissolved oxygen fairly quickly in the next few days, with the aid of the circulation aeration system in place.

The following data summary provides water quality profile data collected from August 2nd, as well as all laboratory nutrient concentration results reported from April through July 2022. August samples were collected and sent to the UCONN CESE lab for analysis. August nutrient results are expected in approximately six weeks.

Markham Station (41.59949, -72.49493)

Sampling Date: 08/02/2022
Water clarity: 1.8 meters
Water depth: 8.2 meters
Weather: Sunny/bright, breezy

Depth (m)	Temp (°C)	Oxygen (mg/L)	Oxygen Saturation %
0	27.1	6.7	86
1	27.2	6.8	88
2	27.2	6.9	88
3	27.2	6.8	88
4	27.2	6.8	88
5	27.2	6.7	87
6	27.2	6.5	84
7	27.2	6.5	83
8	27.1	6.0	78

Island Station (41.59668722, -72.50117)

Sampling Date: 08/02/2022
Water clarity: 1.6 meters
Water depth: 6.0 meters
Weather: Sunny/bright, breezy

Depth (m)	Temp (°C)	Oxygen (mg/L)	Oxygen Saturation %
0	26.9	6.4	82
1	26.8	6.2	80
2	26.8	6.2	79
3	26.8	6.1	79
4	26.7	6.2	79
5	26.7	6.3	81
6	26.6	6.4	81

Oakwood Station (41.59758, -72.50849)

Sampling Date: 08/02/2022

Water clarity: 2.0 meters

Water depth: 10 meters

Weather: Bright/bright, windy

Depth (m)	Temp (°C)	Oxygen (mg/L)	Oxygen Saturation %
0	27.0	6.2	80
1	27.1	6.1	79
2	27.0	6.2	79
3	27.0	6.2	80
4	26.9	6.4	82
5	27.0	6.2	80
6	26.9	6.3	81
7	26.8	6.4	81
8	26.8	6.3	81
9	26.8	6.1	78
9.8	26.7	6.0	76

South/Outlet Station (41.587383, -72.501875)

Sampling Date: 06/02/2022

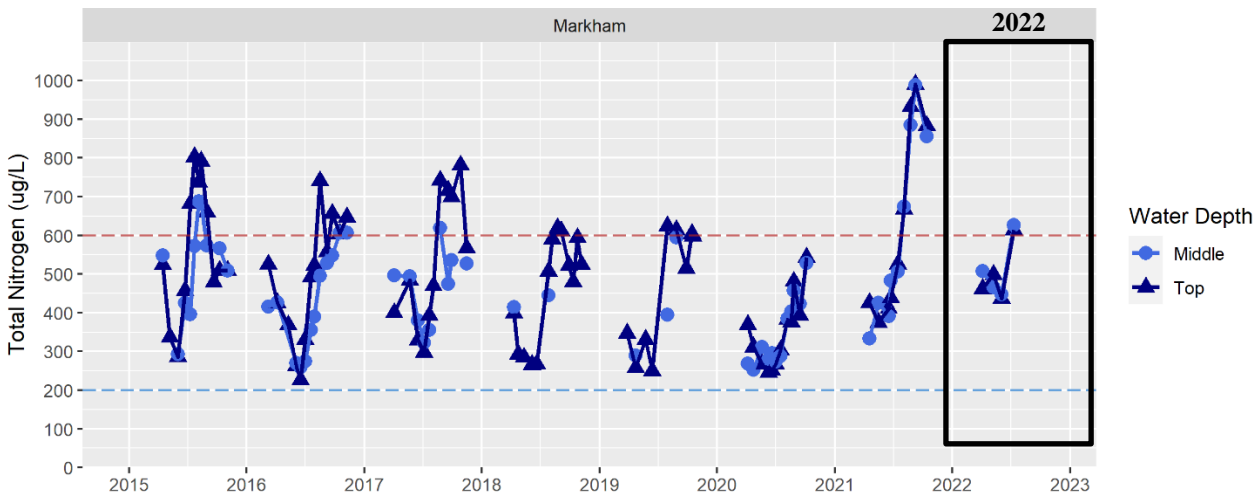
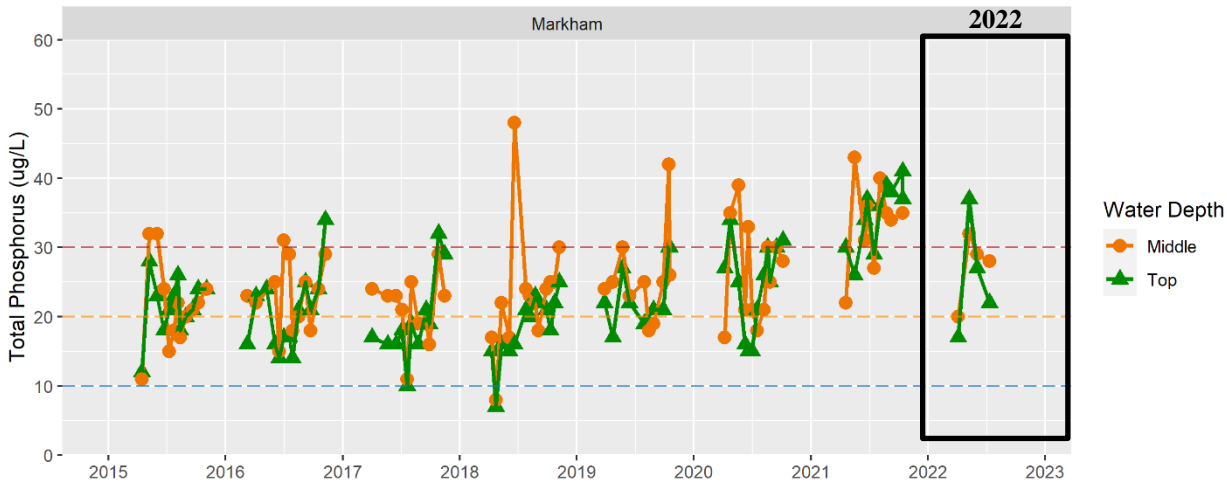
Water clarity: 1.6 meters

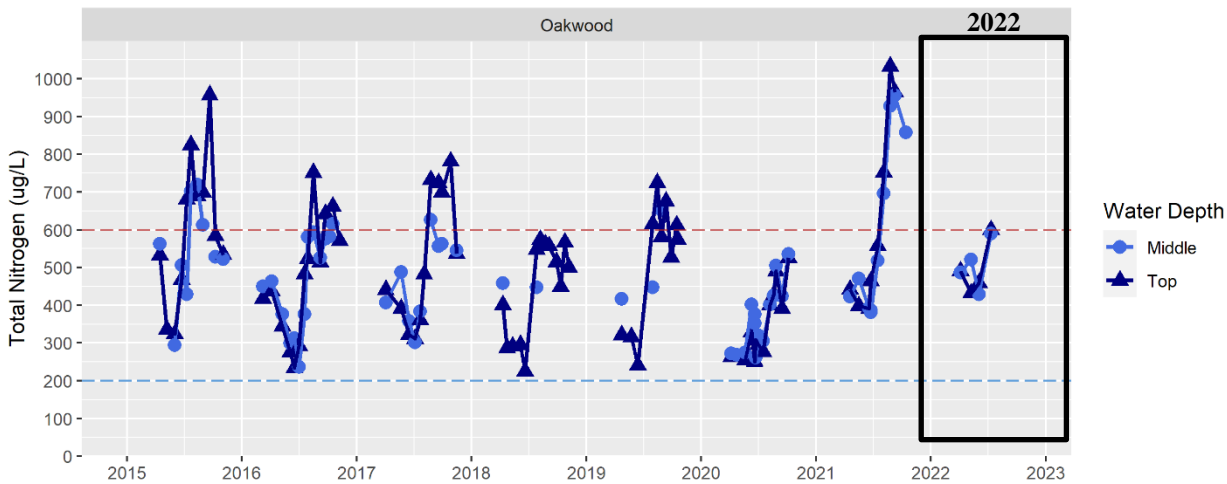
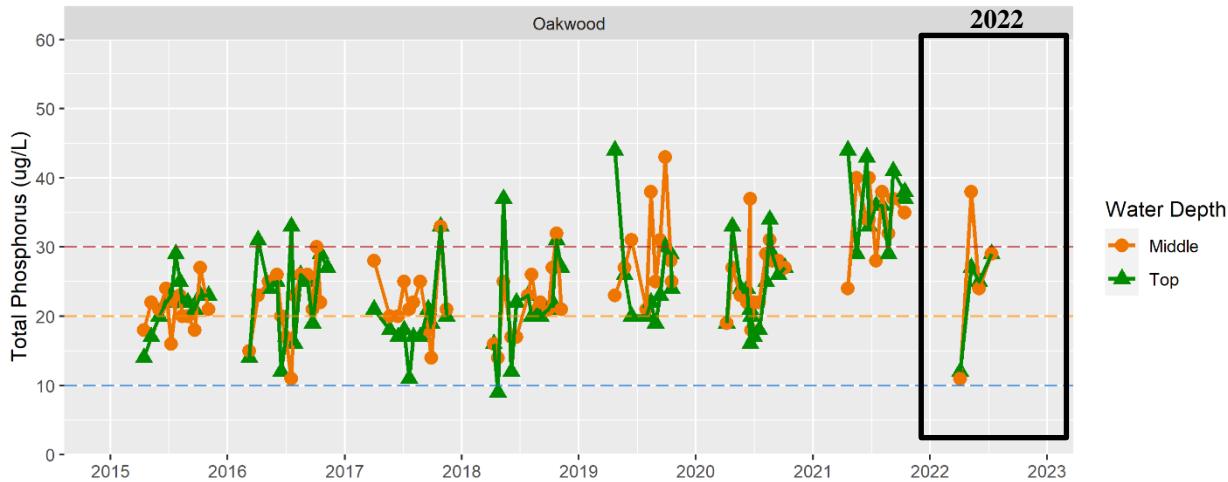
Water depth: 3.5 meters

Weather: Sunny/bright, light breeze

Depth (m)	Temp (°C)	Oxygen (mg/L)	Oxygen Saturation %
0	27.0	7.0	90
1	26.8	6.7	85
2	26.6	5.4	68
3	26.5	5.7	73
3.5	26.2	0.6	9

Nutrient Concentrations, Historical Compared to 2022 Results (2022 results outlined in black rectangle)





Raw Nutrient Data Tables 2022: April-July

Units	µg/L	µg/L	µg/L	µg/L	µg/L
EPA Method #	350.1	353.2	353.2	445	365.4
Practical Quantitation Limit (PQL)	10	10	50	0.3	10
Method Detection Limit (MDL)	3	3	8	0.1	1
Collection date	4/5/2022	4/5/2022	4/5/2022	4/5/2022	4/5/2022
	Ammonia Nitrogen	Nitrate+Nitrite Nitrogen	Total Nitrogen	Chlorophyll-a	Total Phosphorus
	NH3	NOX	TN	Chla	TP
Pocotopaug Markham 1 m	6	79	462	4.3	17
Pocotopaug Markham 5 m	12	85	508	NSS	20
Pocotopaug Markham 8.5 m	16	88	458	NSS	20
Pocotopaug Oakwood 1 m (duplicate averaged)	9	76	491	NSS	12
Pocotopaug Oakwood 5 m	11	81	487	NSS	11
Pocotopaug Oakwod 9 m	16	85	494	NSS	22
Pocotopaug Island 1 m	6	74	465	7.1	19
Pocotopaug South 1 m	7	72	508	5.6	18

Collection date	5/9/2022	5/9/2022	5/9/2022	5/9/2022	5/9/2022
	Ammonia Nitrogen	Nitrate+Nitrite Nitrogen	Total Nitrogen	Chlorophyll-a	Total Phosphorus
	NH3	NOX	TN	Chla	TP
Pocotopaug Markham 1 m	94	23	499	4.7	37
Pocotopaug Markham 5 m	NSS	NSS	466	NSS	32
Pocotopaug Markham 7.5 m	93	17	491	NSS	40
Pocotopaug Oakwood 1 m (duplicate averaged)	NR	NR	432	5.4	27
Pocotopaug Oakwood 5 m	NSS	NSS	521	NSS	38
Pocotopaug Oakwood 9 m	NR	NR	457	NSS	29
Pocotopaug Island 1 m	NSS	NSS	438	4.8	21
Pocotopaug South 1 m	NSS	NSS	483	4.3	28

NR indicates Not Reported by lab yet. May data is provisional from UCONN CESE.

Collection date	6/2/2022	6/2/2022	6/2/2022	6/2/2022	6/2/2022
	Ammonia Nitrogen	Nitrate+Nitrite Nitrogen	Total Nitrogen	Chlorophyll-a	Total Phosphorus
	NH3	NOX	TN	Chla	TP
Pocotopaug Markham 1 m	13	16	437	10.7	27
Pocotopaug Markham 4 m	NSS	NSS	448	NSS	29
Pocotopaug Markham 7.2 m	57	16	451	NSS	42
Pocotopaug Oakwood 1 m (duplicate averaged)	28	18	459	6.5	25
Pocotopaug Oakwood 5 m	NSS	NSS	429	NSS	24
Pocotopaug Oakwood 8.8 m	219	24	489	NSS	26
Pocotopaug Island 1 m	NSS	NSS	422	6.5	24
Pocotopaug South 1 m	NSS	NSS	NSS	12.8	26

Collection date	7/11/2022	7/11/2022	7/11/2022	7/11/2022	7/11/2022
	Ammonia Nitrogen	Nitrate+Nitrite Nitrogen	Total Nitrogen	Chlorophyll-a	Total Phosphorus
	NH3	NOX	TN	Chla	TP
Pocotopaug Markham 1 m	ND	ND	614	23.7	22
Pocotopaug Markham 5 m	NSS	NSS	627	NSS	28
Pocotopaug Markham 7.5 m	ND	8	602	NSS	26
Pocotopaug Oakwood 1 m (duplicate averaged)	ND	ND	600	25.0	29
Pocotopaug Oakwood 5 m	NSS	NSS	590	NSS	29
Pocotopaug Oakwood 9 m	31	ND	610	NSS	30
Pocotopaug Island 1 m	NSS	NSS	603	26.0	24
Pocotopaug South 1 m	NSS	NSS	598	24.7	26

ND = Not Detected

NSS = No Sample Sent (not part of the scope of services)

CHATHAM HEALTH DISTRICT COVID-19 STATUS REPORT

Updated 04Aug2022

Dashboard

DPH data published on 8/4/22

Town	County	CDC County Community Level*	Average Daily Case Rate #/100,000 population in the Past Week	Number of Cases in the Past Week **	Change in Number of Cases in the Past Week **
Colchester	New London	Low	9.0	10	-7
East Haddam	Middlesex	Medium	7.9	5	-2
East Hampton	Middlesex	Medium	21.2	19	10
Hebron	Tolland	Low	15.0	10	2
Marlborough	Hartford	Low	29.3	13	7
Portland	Middlesex	Medium	12.3	8	4
Chatham Health District	NA	NA	14.8	65	14
					Increased from previous week
					Decreased from previous week
					Unchanged from previous week

Data Source: <https://data.ct.gov/Health-and-Human-Services/COVID-19-Town-Level-Data/icxw-cada>

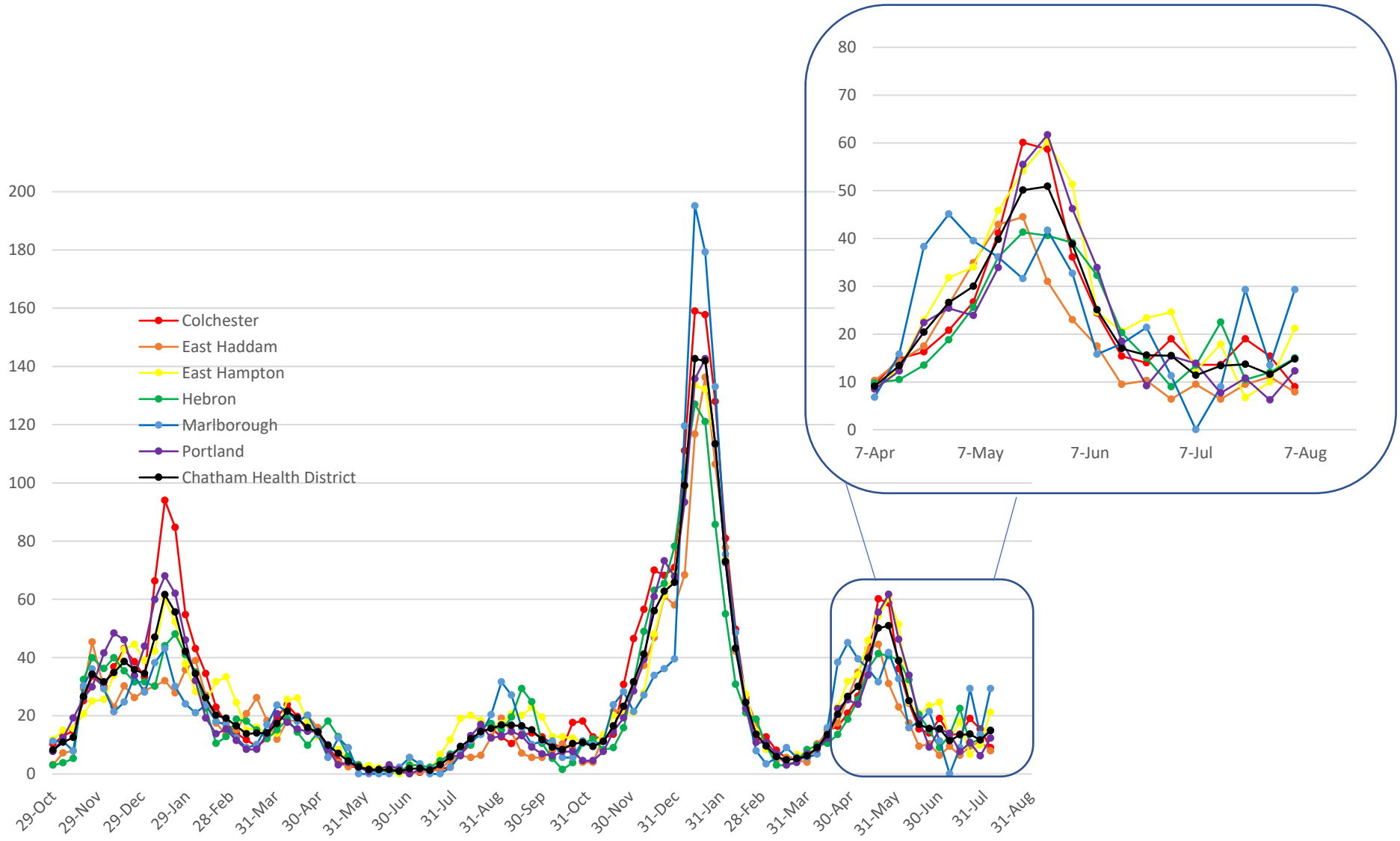
*Community Level Data Source: <https://www.cdc.gov/coronavirus/2019-ncov/your-health/covid-by-county.html>

**Prior to 6/30/2022, average daily case rate was calculated by DPH based on number of cases in the previous 14 days. Beginning on 6/30/22, DPH began reporting data from the previous 7 days. When the number of cases in the previous 7 days is less than 5, DPH suppresses the data. Chatham Health District will continue to report average daily case rate based on the number of cases in the previous 7 days and n=4 will be used for calculation of average daily case rate and change in number of cases for those towns.

CHATHAM HEALTH DISTRICT COVID-19 STATUS REPORT

Updated 04Aug2022

Average Daily Case Rate by Town (# of cases /100,000)



CHATHAM HEALTH DISTRICT COVID-19 STATUS REPORT

Updated 04Aug2022

Change in Number of Cases Reported by Town

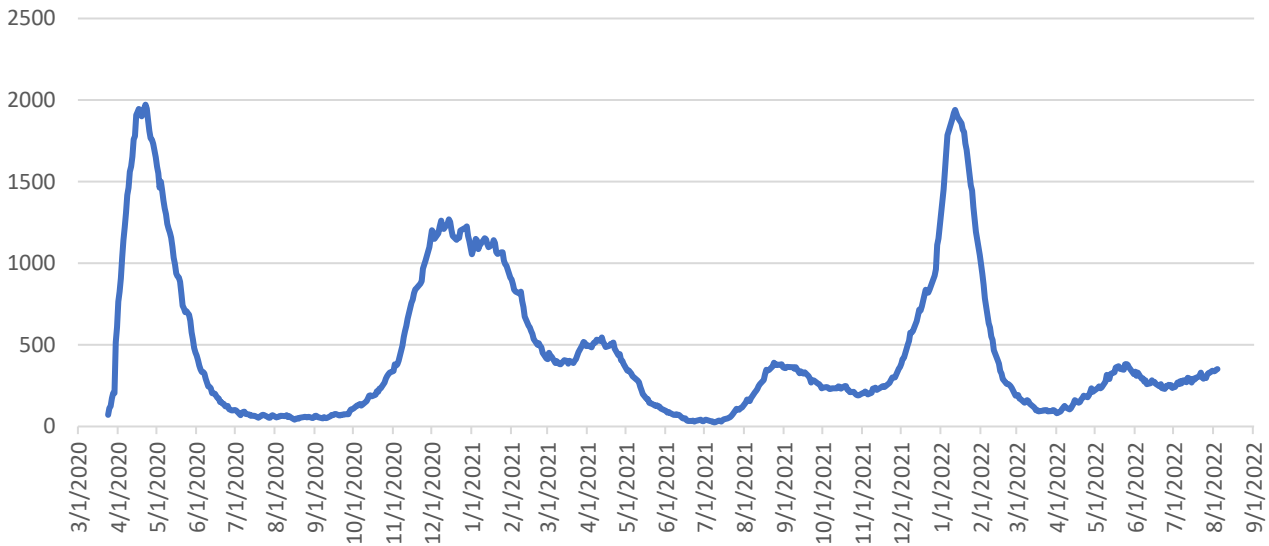


Source: <https://data.ct.gov/Health-and-Human-Services/COVID-19-Town-Level-Data/icxw-cada>

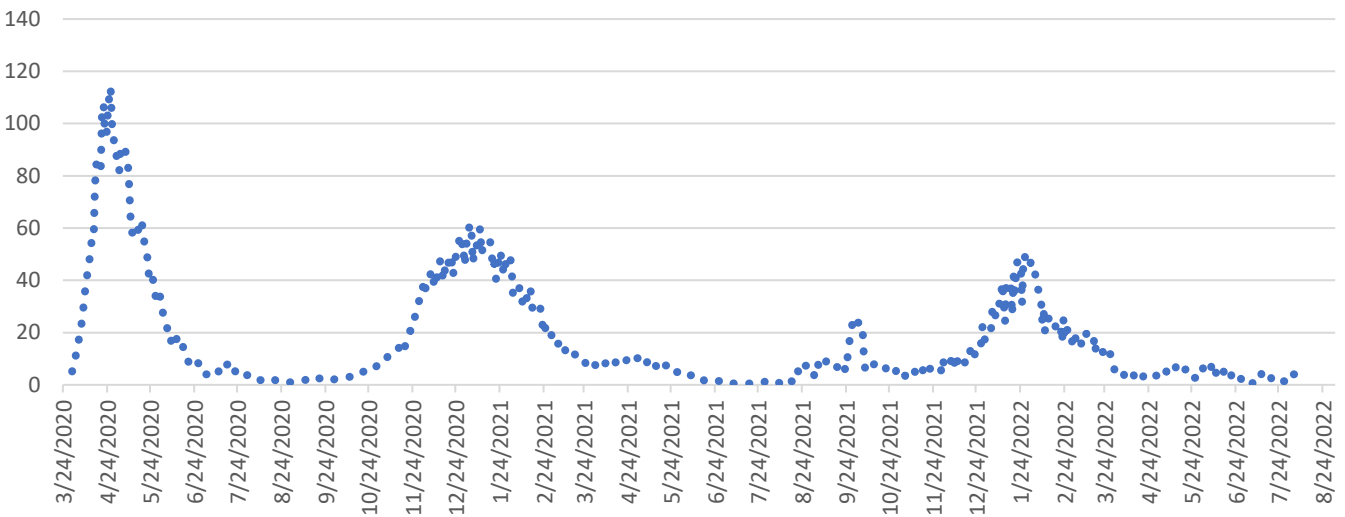
CHATHAM HEALTH DISTRICT COVID-19 STATUS REPORT

Updated 04Aug2022

Number of Patients Hospitalized with COVID-19 in Connecticut



Number of Confirmed and Probable COVID-19 Deaths in Connecticut (7 day rolling average)



Source: <https://data.ct.gov/Health-and-Human-Services/COVID-19-State-Level-Data/qmgw-5kp6>

CHATHAM HEALTH DISTRICT COVID-19 STATUS REPORT

Updated 04Aug2022

All Ages Vaccination Coverage as Reported by CT DPH on 03Aug2022

Town	% Total Population Received First Dose	% Total Population Fully Vaccinated	% Total Population Additional Dose Received
Colchester	81.57	76.99	49.81
East Haddam	79.10	73.80	47.38
East Hampton	79.48	75.59	48.62
Hebron	81.04	76.82	51.87
Marlborough	83.05	78.53	52.03
Portland	83.93	79.86	52.93
Chatham Health District	81	77	50
Connecticut	80	74	43

Source: <https://data.ct.gov/Health-and-Human-Services/COVID-19-Vaccinations-by-Town/x7by-h8k4>

CHATHAM HEALTH DISTRICT COVID-19 STATUS REPORT

Updated 04Aug2022

Age-Specific Vaccination Rates as Reported by CT DPH on 03Aug2022

This table will be updated again on 08Sep2022

Initiated Vaccination (%)	Age Group					
	5-11	12-17	18-24	25-44	45-64	65+
Town						
Colchester	44.5	65.6	83.3	83.4	84.7	100.0
East Haddam	48.0	61.6	94.1	76.1	76.0	100.0
East Hampton	47.0	82.7	86.9	77.2	78.7	100.0
Hebron	38.6	55.0	99.9	82.0	82.2	100.0
Marlborough	45.0	81.4	100.0	77.7	80.5	100.0
Portland	55.6	72.5	89.3	84.1	83.6	100.0
Chatham Health District	46.0	68.5	90.4	80.4	81.1	100.0

Fully Vaccinated (%)	Age Group					
	5-11	12-17	18-24	25-44	45-64	65+
Town						
Colchester	41.4	63.8	75.8	77.7	82.0	100.0
East Haddam	40.9	59.0	84.1	70.1	72.4	100.0
East Hampton	43.9	80.4	79.6	72.3	76.0	100.0
Hebron	36.5	53.6	91.0	76.7	79.7	100.0
Marlborough	39.2	78.4	100.0	73.1	77.9	100.0
Portland	52.3	71.3	83.4	79.7	80.9	100.0
Chatham Health District	42.3	66.6	83.2	75.2	78.3	100.0

Additional Dose (%)	Age Group					
	5-11	12-17	18-24	25-44	45-64	65+
Town						
Colchester	5.7	31.2	38.8	45.4	59.8	94.1
East Haddam	4.1	24.9	41.1	38.5	50.4	93.3
East Hampton	6.2	38.7	40.7	41.9	54.4	94.2
Hebron	5.3	29.1	54.0	44.9	59.0	100.0
Marlborough	2.2	37.5	61.0	42.9	56.6	96.3
Portland	7.0	32.7	46.4	47.8	58.6	92.2
Chatham Health District	5.3	32.1	44.9	43.7	56.6	94.7

Source <https://data.ct.gov/Health-and-Human-Services/COVID-19-Vaccinations-by-Town-and-Age-Group/gngw-ukpw>