


MEMORANDUM

TO: Town Council

FROM: David E. Cox, Town Manager 

DATE: January 20, 2022

SUBJECT: Agenda Information – 1/25/2022

The following is additional or summary information regarding matters on the upcoming Town Council Agenda. The numbering below follows the agenda and some routine or self-explanatory items are not discussed in this memo. As you review your packet materials, please do not hesitate to contact the appropriate staff member or me prior to the Council meeting with any questions or concerns. Often, these conversations can help staff and me be prepared for the Council meeting and be ready to facilitate a more productive and efficient meeting for everyone.

5 Presentations

5a Presentation from the Commission on Aging regarding the recent survey of Older Adults – Members of the Commission on Aging will present results and potential follow up activities related to the survey taken of East Hampton's Older Adults in late 2021.

8 Continued Business

8b Update regarding accepting Fern Lane – Staff continues to review this matter. Research since the last meeting has focused on land records to understand the origin of Fern Lane and the extensions of it over time. Additionally, as part of the biannual reporting to the State regarding publicly owned roads in the Town, staff is confirming whether Fern Lane or any other roads that have been discussed are roads for which the Town is receiving State assistance for maintenance. Also, staff has engaged in additional review of statutes and other provisions including discussion with the Town Attorney as we consider appropriate options for the Town Council to consider. As noted previously, staff is attempting to consider the private road situation on a global scale with an intent of suggesting Council adopt a formal written policy that pertains to Private Roads and any maintenance or acceptance possibilities the Town is willing to offer. As a footnote to this discussion, Town staff performed minor pothole repair on Fern Lane within the last two weeks. These repairs were undertaken, at Town expense, to prevent damage to the Town's snow plowing equipment during snow removal and ice control activities on the road.

Recommendation: Provide input as necessary and continue the matter.

8c Follow up regarding Sustainable CT – The Council is asked to discuss the presentation made by members of the Clean Energy Task Force regarding the Town joining Sustainable CT and to determine whether the Council wishes to enroll the Town in the program. Information from the Sustainable CT

website is included in the packet as is the original presentation. Also included is a proposed resolution authorizing joining and identifying the Clean Energy Task Force as the Town's Sustainability Committee, which is the main action committee under the Sustainable CT program.

Recommendation: Determine whether the Town desires to join the program.

The remainder of the items are of a routine nature, in the sole purview of the Council or are announcements. Please contact me or the appropriate staff member with questions or concerns.

Town of East Hampton
Town Council Regular Meeting
Tuesday, January 11, 2022
Town Hall Council Chambers and Zoom

MINUTES

Present: Chairman Mark Philhower, Council Members Pete Brown, Brandon Goff, Kevin Reich and Alison Walck and Town Manager David Cox

Not Present: Vice Chairman Tim Feegel and Eric Peterson

Call to Order & Pledge of Allegiance

Chairman Philhower called the meeting to order at 6:30 p.m. in the Town Hall Council Chambers and via Zoom.

Adoption of Agenda

A motion was made by Mr. Reich, seconded by Ms. Walck, to adopt the agenda as presented. Voted (5-0)

Approval of Minutes

A motion was made by Mr. Reich, seconded by Ms. Walck, to approve the minutes of the Town Council Regular Meeting of December 14, 2021, as written. Voted (5-0)

Public Remarks

Karen Asetta, 5 Fern Lane, commented that it is unfair for the town to expect the homeowners on Fern Lane to act as the developers. They are looking for a mutually acceptable solution to the road issue.

Pam Hatfield, 37 Fern Lane, commented that the primary concern is maintenance for Fern Lane. They want at least the same maintenance as they have received in the past.

Bob Atherton, Main Street, commented on the outstanding job done by the CERT team, police and employees in handing out the COVID test kits and masks. It was very well done.

Mike Piergalini, 16 Fern Lane, commented that Fern Lane needs to be addressed. They expect at least road maintenance. He feels the asphalt estimate that was given at the last meeting was very high. He referred to the Historic District and subdivision regulations.

Presentations

None

Bids & Contracts

None

Resolution/ Ordinances/ Policies/ Proclamation

Proclamation for Po Fong of Po's Rice and Spice

The Council members presented a proclamation to Po Fong of Po's Rice and Spice for her ongoing support of the Town's older population and the Senior Center during the pandemic. Ms. Walck thanked Po. Her remarks will be included with the minutes filed in the Town Clerk's Office.

Continued Business

Sub-Committee Reports & Updates

Mr. Philhower reported that the Capital Committee has met once and will meet again on January 18. The ARP Sub-Committee will be meeting again on January 18.

Update and discussion on Accepting the Private Road Fern Lane into Town Ownership

Mr. Philhower noted that he and Mr. Cox are still working on a solution for this issue, but no decision has been made yet. This item will remain on the agenda.

New Business

Easements for Eversource Lines on Gildersleeve Drive and DPW/WPCA Properties

Eversource is asking for two easements to facilitate removal of their poles and wires from the wetland area of the Airline Trail near Gildersleeve Drive to allow the construction of a boardwalk through the area and an access drive to their facilities north of Gildersleeve Drive. Mr. Cox provided an overview of the map of the area.

A motion was made by Mr. Goff, seconded by Mr. Reich, to approve the easements and authorize their execution and filing. Voted (5-0)

Town Manager Report

Mr. Cox provided an overview of his written report which will be included with the minutes filed in the Town Clerk's Office. In addition to the written report, Mr. Cox reported that the Town held two events for the distribution of COVID test kits and one included the distribution of N95 masks. The Town also provided kits to the Housing Authority, Senior Center, Food Bank, first responders, daycares, town staff and the Board of Education. Approximately 19,400 masks were distributed with about 20,000 still available for residents and businesses. The schools also received test kits and masks separately. Mr. Cox thanked Emergency Management Director Rich Klotzbier, the CERT team and the Lions club for their assistance with the distributions.

Appointments

Appointment of a Poet Laureate

The Town Council had tasked the Arts & Culture Commission to solicit applicants for the Poet Laureate position. The position has been vacant since the original Poet Laureate, Hugo DeSarro, passed away. The Arts & Culture Commission interviewed three potential candidates and recommended Stan Lindh.

A motion was made by Mr. Reich, seconded by Mr. Goff, to appoint Stan Lindh as the Poet Laureate for the Town of East Hampton with a term of two years. Voted (5-0)

Tax Refunds

A motion was made by Mr. Goff, seconded by Ms. Walck, to approve tax refunds in the amount of \$11,003.22. Voted (5-0)

Public Remarks

Pam Hatfield, 37 Fern Lane, commented on the list of private roads from 2014 indicating she thought some roads worse than Fern Lane had been accepted as town roads. She said potholes and maintenance need to be done. She doesn't agree with the Town Manager's suggestion that the residents should pay. All roads in Middle Haddam are narrow. She asks for a permanent resolution to the issue.

Communications, Correspondence & Announcement

December Board & Commission Summary

The December Board and Commission Summary was provided to Council members.

Adjournment

A motion was made by Mr. Reich, seconded by Mr. Goff, to adjourn the meeting at 7:15pm. Voted (5-0)

Respectfully Submitted,

Cathy Sirois
Recording Clerk

E A S T H A M P T O N



commission on aging

A VOICE FOR OLDER ADULTS

Survey of
Older
Adults'
Needs 2021



January 25,
2022



Survey of Older Adults' Needs 2021 Overview & Demographics

ERIC ROSENBERG MD

COMMISSION ON AGING MEMBER



General Survey Information

- Survey ran between September 17, 2021, and October 31, 2021
- 482 responded of 2160 target population* (22.3% response rate)
- 33 Multiple Choice Questions with write-in comments
- Average survey time - 10 minutes
- Previous COA survey Spring 2017 - 137 responses
- Anonymous survey of residents 65 or over
- * U.S. Census Bureau Data 2021

DEMOGRAPHICS:

- **Age**
 - 64 % were 65-74 years old
 - 28 % 75-84
 - 8 % 85 and over
- **Race/Ethnicity**
 - 98 % White
 - 1% Hispanic / Latino / Spanish origin
- **Education**
 - 16% grad HS or GED
 - 4% No HS Diploma
 - 80% trained / educated beyond high school





DEMOGRAPHICS 2:

- **Marital Status/Partnered**
 - 57 % married
 - 39 % divorced / widowed / separated
 - 3 % never wed

- **Financial Status**
 - 12 % < \$20 k
 - 22 % between \$20 - 40 k
 - 13 % between \$ 40 – 50 k
 - 19 % \$50 k -\$75 k
 - 34 % > than 75 k



Executive Summary of COA Survey: Subgroups

- **Separate Analyses for these subgroups**
 - **80 and over**
 - **80 and over with income <\$20 k**
 - **Income < \$20 k**
 - **Income < \$30 k**
 - **Income > \$30 k**
 - **Males**





Survey respondents match East Hampton adults 65+

Except:

- 66% of respondents were women (52% in population)*
- 27% of respondents earned a graduate or professional degree (18% in population)*

* 2021 CT Healthy Aging Community Profile



Survey of East Hampton Older Adults Needs Transportation

Bob Atherton COA Chairperson

Bonnie Berkovich

Commission on Aging Member



Transportation Questions



- Do you own or have easy access to a car?
- What health issues interfere with your driving?
- How do you usually get around town?
- How many times do you leave your home in a typical week?
- Do you think public transportation is: safe, accessible, affordable, convenient, available when needed, adequate for people with disabilities?
- How much difficulty do you have getting to and from out-of-town medical appointments?
- Are streets in town well-designed and maintained for pedestrians with adequate crossings?

Transportation Responses

- 97 % own or have access to a car
- 22 % have health issues that interfere with driving-primarily vision, weakness, and arthritis
- 90 % get around town by driving themselves
- 25 % sometimes walk or get a ride from someone (biking is uncommon)
- Rarely do they use public transit, senior van, taxi or Uber
- 12 % leave home less than 3 times a week
- 12 respondents are nearly or fully housebound



Transportation Responses

- **Public Transportation**
 - **81 % trusted public transportation for safety**
 - **69 % felt it to be inaccessible**
 - **76 % unavailable when needed**
 - **57 % think it is inadequate for those with disabilities (A comment noted that there are no sheltered waiting areas for public transit)**



TRANSPORTATION –Medical Appointments

- **Getting to out-of-town medical appointments**
 - **3 % have a lot of difficulty (a write in comment noted it is worse in the winter)**
 - **11 % have some difficulty**
 - **85 % have little or no difficulty**
 - **30 % of respondents aged 80 or more had difficulty getting to out-of-town medical appointments**
 - **32 % with incomes below \$30 k had difficulty getting to out-of-town medical appointments**



Comments on Streets and Crosswalks

- **35 % think streets and crossings are not well-designed or maintained for pedestrians**
- **140 comments included:**
 - **Need for more sidewalks (especially along Rt. 66 and by the lake)**
 - **Too brief crossing times at intersections**
 - **Poor Lighting, and Potholes**



Additional Transportation Comments – Identified Needs

- The need for some form of town transit
- Better access:
 - To public transit
 - Senior van
 - Alternative transportation
- Accessible transportation alternatives
- Need transportation to Marlborough Emergency Clinic and medical offices
- Expand sidewalk access around East Hampton
- Extend crosswalk lights
- Lighting and maintenance





Healthcare and Affordability

Eric Rosenberg and Sue Greeno
Commission on Aging Members

Health and Affordability Questions

- Are your needs being met for: [14 listed potential needs]?
- Fully vaccinated against Covid-19?
- What sources do you use for news and current events?
- Able to support yourself in retirement?
- Need to work in retirement due to finances?
- Financially able to remain in East Hampton in retirement?
- How often do you feel lonely?
- Last year – how often did you WORRY food would run out? How often DID food run out, without money to buy more?
- Rate East Hampton as a place for people to live as they age.



Health and Fitness Unmet Needs:

- 31 % want safe walking near home
- 23 % want wellness classes
- 27 % want fitness classes
- 25 % want local health info
- 23 % need home care services
- 22 % want specialty care providers nearby



COVID Vaccine and Source for News and Current Events Information

- COVID-19 Vaccinations:
 - 93 % Fully Vaccinated
 - (97 % of 80+ Years Old)
- Information Source:
 - Local News = *RiverEast*
 - TV News
 - Social Media
 - Our Senior Center





Food Security and Social Connection Responses

Living and Housing


- **EH as a place to live as they age**
 - **Fair (42 %); Poor (12 %)**
 - **Nearly 20 % do not think they can support themselves in retirement**
 - **Nearly 20 % think they cannot afford to stay in East Hampton**

Food Security– 2021:

- **7 % ran out of food**
- **9 % worried they would run out of food without money**


Isolation

- **40 % feel lonely at least occasionally**
- **3 % feel lonely often**



Healthcare / affordability respondent comments:

- Need more social services
- No swimming pool – need one
- Many comments on high taxes
- Many comments on need for tax relief for seniors
- Need mental health professionals.



Survey of East Hampton Older Adults Needs Housing

Commission on Aging Members
Patricia Calderone and Carol McLaughlin

Housing Questions



- How important is it to live independently at home as you age?
- Current housing situation – type? overwhelming?
- Do you need to make changes to your home to stay there?
- How important is it to you to stay within 5 miles of present housing if you move?
- Given your health and finances, how much would you prefer various housing options?
- Barriers keeping you from your preferred housing?
- What would your ideal apartment or home contain?
- Do you want more information about Accessory Dwelling Units?
- Does an ADU sound like an option you might use in the next few years?

Housing Responses

- 93 % think living independently at home as they age is very important
- 25 % feel it is very important to stay within 5 miles of their current housing
- 85 % own their single- family home
- 30 % overwhelmed by care of the house
- 33 % overwhelmed by care of grounds
- 58 % prefer a single level private house
- 28 % highly prefer a senior apartment or multi-level senior community
- Accessory Dwelling Units (ADU's)
 - 15 % think they might want an ADU in the next few years
 - 41 % cannot say without further information






Barriers or Housing Needs

- Barriers include:
 - Lack of available senior housing in EH
 - Lack of affordable housing in EH
 - Current housing = too much maintenance
 - High taxes
- 69 % wanted handicap-accessible living
- 24 % need to make changes to their home to stay there
- Home Modifications needed include:
 - Chair lifts
 - Ramps
 - Walk in shower or tub
 - 1-floor living

Additional Respondent Comments

- Many concerns regarding East Hampton's water quality
- Desire for public water system
- East Hampton needs more affordable single level apartments:
 - With washer-dryer in apartment and 1 or 2 bedroom
- Create low-income senior housing units
- Property tax break for low-income seniors
- Increasing property taxes are one of the biggest reasons why many of our senior population have had to consider relocating out of our town and/or state





Suggested Next Steps

- Create sub-committees
 - Healthcare
 - Housing
 - Transportation
- Subcommittee Membership:
 - Recruit Town Council members and Commission on Aging members
 - Community members
- Integrated Subcommittee Communication
- Identify report date for all subcommittees





***East Hampton Commission on Aging
January 25, 2022***

Executive Summary of COA Survey

The East Hampton Commission on Aging surveyed town residents 65 or more years old between 9/17/21 and 10/31/21. The Commission primarily used online SurveyMonkey technology, but also accepted paper surveys. Of the town's 2,160 residents in that age range, 482 (22.3%) filled out surveys. All paper survey responses were transcribed into SurveyMonkey for analysis. All questions except income received at least 400 answers; most received at least 430 answers. The demographics are noteworthy: two-thirds are female, and 27% earned a graduate or professional degree.

Housing questions:

1. 93% think living independently at home as they age is very important.
2. 85% own their housing, and live in a single family house. A quarter are in senior housing, an apartment, or a multi-family house. Nearly a third are overwhelmed by care of the house or grounds.
3. 24% need to make changes to their home to stay there. Top comments were: chair lifts, ramps, walk-in shower or tub, 1-floor living, and move washer-dryer.
4. 24% feel it's very important to stay within 5 miles if they move; 33% feel it's somewhat important.
5. Given their health and finances, respondents strongly prefer to stay in their own home, and a majority prefer a 1-level private house. However, a third have a high preference for a senior apartment or a multi-level senior community.
6. Barriers to preferred housing were: unavailability in town, unaffordability, and need for too much maintenance. The predominant write-in comments focused on high taxes.
7. Most people's ideal apartment or home would have 2 bedrooms, a full and a half bathroom, a separate kitchen, and an open plan living-dining room. 70% wanted handicap-accessible living; many commented on wanting 1 floor living.
8. 40% want more information about Accessory Dwelling Units (ADU's)
9. 15% think they might want an ADU in the next few years; 41% want more information before deciding.

Transportation questions:

10. 97% own or have easy access to a car.
11. 22% have health issues that interfere with driving - primarily vision, weakness, and arthritis.
12. 90% get around town primarily by driving themselves. A quarter sometimes walk or get a ride from someone; biking is uncommon. Rarely do they use public transit, senior van, taxi, or Uber.
13. Only 12% leave home less than 3 times a week, but 12 people are nearly or fully housebound.

14. Public transportation is mostly trusted for safety (80%), but felt to be inaccessible and unavailable when needed; nearly 60% think it is inadequate for those with disabilities. A comment noted there were no sheltered waiting areas for public transit.
15. 85% have little or no difficulty getting to out of town medical appointments, but 3% have a lot of difficulty; write-in comment noted it's worse in winter.
16. 65% think streets and crossings are well-designed and maintained for pedestrians. 140 comments were mostly about the need for more sidewalks, especially along Rt. 66 and by the lake. Also mentioned: too brief crossing times at intersections, poor lighting, and potholes.

Healthcare and affordability questions:

17. 31% note an unmet need for safe walking nearby. Over 20% each have unmet needs for each of the following: wellness classes, fitness classes, local health info, home care services and providers, and specialty care providers.
18. 93% are fully vaccinated for Covid-19; 7% answered "no" or "prefer not to say."
19. Primary sources used for news and current events are local news and Rivereast, followed by TV news, social media, and the Senior Center; write-ins mostly cited national newspapers and Hartford Courant.
20. Nearly 20% do not think they will be able to support themselves in retirement.
21. 23% feel they will have to work in retirement due to finances.
22. 19% think they cannot afford to stay in East Hampton during retirement.
23. 40% feel lonely at least occasionally; 3% feel lonely often.
24. In the past year, 9% worried that food would run out without money to buy more.
25. In the past year, 7% actually did run out of food, and had no money for more.

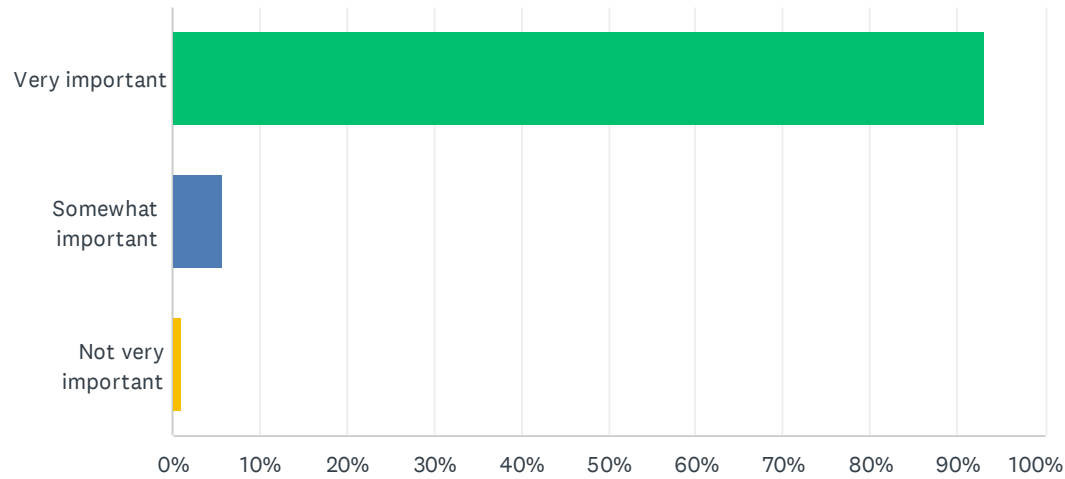
Demographics and final questions:

Note: 424 or more answered each demographic question except for income - only 379 answered.

26. A majority find East Hampton a fair (42%) or poor (12%) place to live as they age.
27. Two-thirds of respondents identify as female.
28. Two-thirds of respondents are from 65 to 74 years old. 18% are over 80 years old.
29. 1% Hispanic, Latino, or Spanish origin
30. 98% White
31. Education varied widely, with 80% trained/educated post-high school, and 27% with a graduate or professional degree.
32. 57% married, 39% divorced/separated/widowed, 3% never married.
33. Annual income before taxes in 2020 ranged widely with a median of \$50,000 to \$75,000; 12% earned less than \$20,000, and 22% earned from \$20,000 to \$40,000.

Q1 1. How important is it to live independently at home as you age?

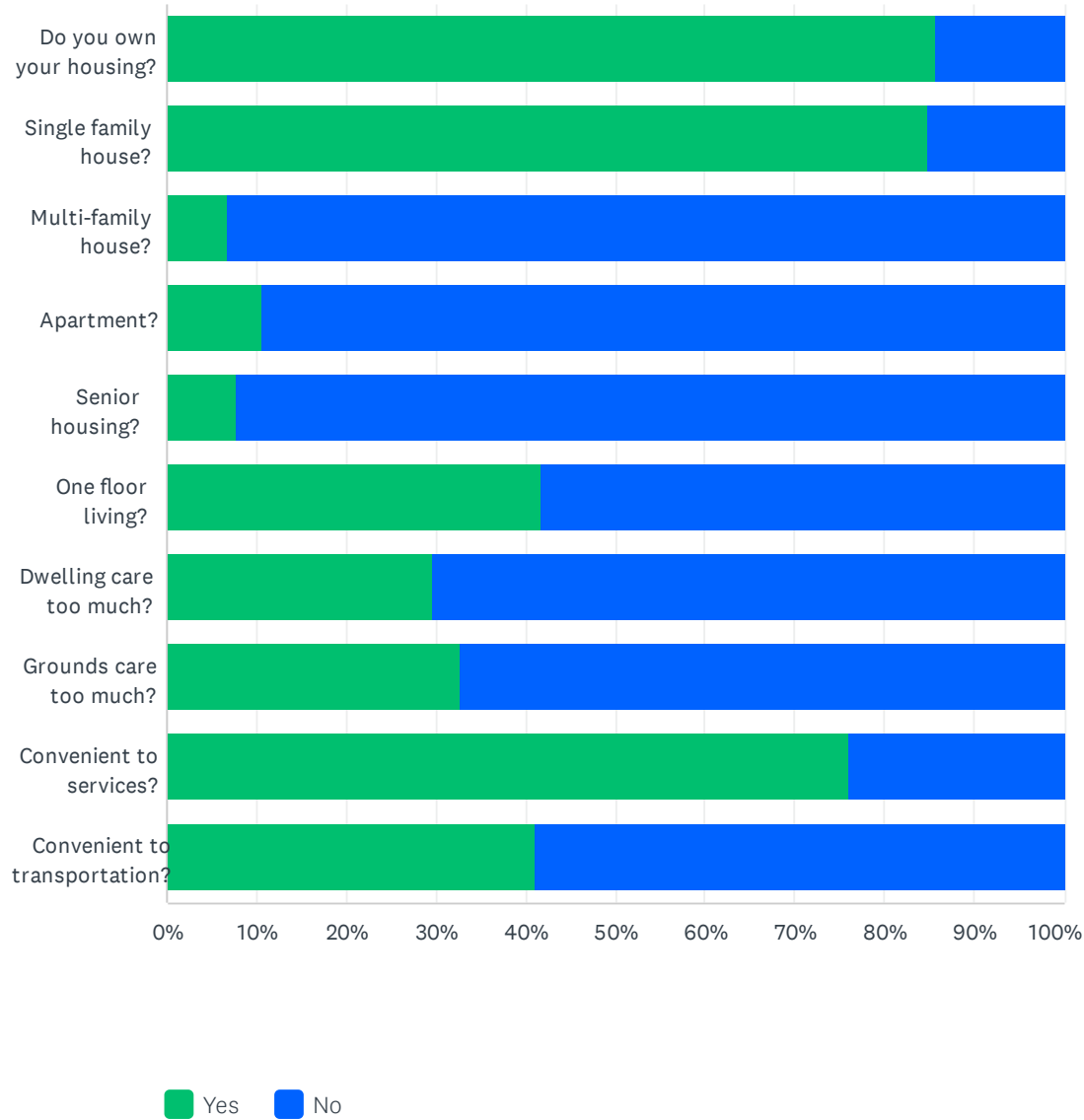
Answered: 462 Skipped: 28



ANSWER CHOICES	RESPONSES	
Very important	93.07%	430
Somewhat important	5.84%	27
Not very important	1.08%	5
TOTAL		462

Q2 2. Questions about your current housing:

Answered: 468 Skipped: 22

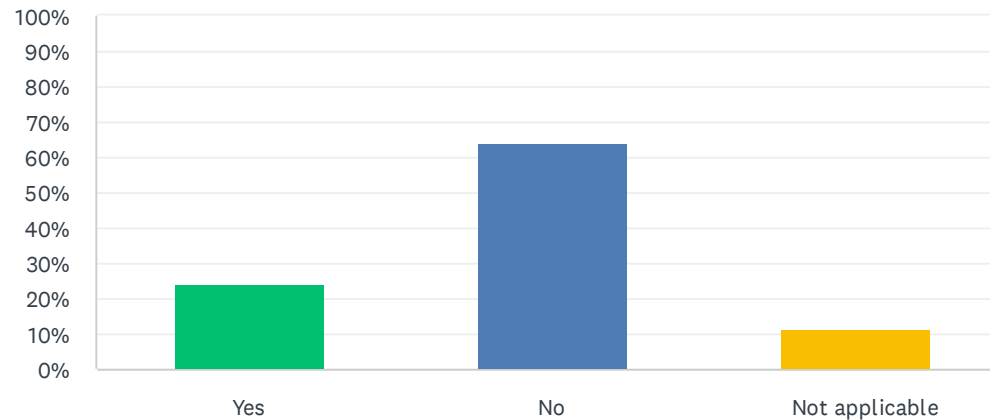


Survey of East Hampton Older Adults' Needs

	YES	NO	TOTAL
Do you own your housing?	85.59% 398	14.41% 67	465
Single family house?	84.86% 381	15.14% 68	449
Multi-family house?	6.81% 26	93.19% 356	382
Apartment?	10.65% 41	89.35% 344	385
Senior housing?	7.77% 30	92.23% 356	386
One floor living?	41.78% 178	58.22% 248	426
Dwelling care too much?	29.71% 134	70.29% 317	451
Grounds care too much?	32.74% 146	67.26% 300	446
Convenient to services?	76.06% 340	23.94% 107	447
Convenient to transportation?	41.18% 175	58.82% 250	425

Q3 Do you need to make changes to your home in order to stay there?

Answered: 458 Skipped: 32



ANSWER CHOICES	RESPONSES	
Yes	24.02%	110
No	64.19%	294
Not applicable	11.79%	54
TOTAL		458

#	IF YES, PLEASE SPECIFY:	DATE
1	not sure yet - no room for a ramp if needed	11/4/2021 12:11 PM
2	stair lift	11/1/2021 4:29 PM
3	yes. Our driveway is tough to clear during snow season.	11/1/2021 4:14 PM
4	add chair lifts	11/1/2021 4:04 PM
5	first floor bedroom and bath would be nice	11/1/2021 3:31 PM
6	will need to convert first floor half-bathroom to a full and modify sleeping accommodations by incorporating a bedroom.	10/30/2021 4:36 PM
7	Same floor/cor laundry	10/30/2021 1:19 PM

Survey of East Hampton Older Adults' Needs

8	Stairs are getting to be a problem. Will need to move main bedroom downstairs.	10/30/2021 9:50 AM
9	Windows, furnace, yard work	10/29/2021 6:01 PM
10	just did bathroom over to walk in	10/29/2021 5:39 PM
11	Repair back of house	10/29/2021 5:20 PM
12	I live in a mobile home.	10/29/2021 5:12 PM
13	If stair climbing becomes a problem we need to move or do serious renovations.	10/28/2021 8:17 PM
14	Accommodations for stairs in the years ahead.	10/28/2021 6:43 PM
15	... but not yet. Someday, I'll need a first floor bedroom. Worried about zoning laws not permitting that expansion.	10/28/2021 4:48 PM
16	If disability should arise	10/27/2021 7:50 PM
17	Want one floor living.	10/27/2021 11:10 AM
18	Install stair chair glide if mobility issues arise,install outdoor rampant if necessary.	10/27/2021 8:44 AM
19	Not really possible to make the needed changes.	10/27/2021 12:09 AM
20	May have to make a bedroom downstairs in the future.	10/26/2021 5:34 PM
21	May need some in the future	10/26/2021 4:12 PM
22	convert to one floor	10/26/2021 1:39 PM
23	It's getting more difficult going up and down the staircase with painful knees and breathing problems.	10/26/2021 1:07 PM
24	I don't know yet	10/26/2021 12:14 PM
25	ramp	10/26/2021 11:31 AM
26	Not yet. But it's going to happen someday.	10/26/2021 10:36 AM
27	May need stair lift in future if trouble climbing stairs	10/25/2021 7:12 PM
28	Need to make distance from parking to house a little less rugged.	10/25/2021 11:48 AM
29	Change tub to walking for access and to prevent falls.	10/24/2021 9:54 PM
30	Live with daughter in her home	10/24/2021 6:02 PM
31	Will need to level driveway and walkway and add a railing.	10/24/2021 2:21 PM
32	Walkin bath, laundry equipment on main floor, entry to garage from the main floor	10/24/2021 12:28 PM
33	Not presently	10/24/2021 11:41 AM
34	Entrance ramp, walk-in bathroom, wheelchair access	10/24/2021 11:36 AM
35	I need to put in 1) an automatic chair lift to be able to get up and down both set of stairs; 2) an automatic lift bed to be able	10/23/2021 4:38 PM

Survey of East Hampton Older Adults' Needs

to get in and out of bed; 3) lower the height of my outer stairs to get in and out of my house; 4) install a shower with bench or a walk in tub

36	furnace is old need updating. fixtures are old can't afford	10/23/2021 1:42 PM
37	Maybe install chair glide	10/23/2021 7:46 AM
38	Furnace needs replacing, roof needs replacing, wood needs replacing, steps need replacing, house needs painting, plumbing needs replacing, the list goes on....	10/22/2021 9:11 PM
39	Ramp for front door Possibly widen doorways if wheelchair is needed	10/22/2021 4:25 PM
40	may need handicap ramp in future	10/21/2021 10:07 PM
41	windows, furnace, trees, water problems	10/21/2021 10:03 PM
42	We've made changes. Might need outside ramps in the future.	10/21/2021 9:51 PM
43	Eventually will probably need a stairlift.	10/21/2021 7:38 AM
44	Lift to use on the stairs would be helpful	10/20/2021 8:44 PM
45	I live with my grandson but need more room so it's either build a home on the lot I have on the adjoining property or make other arrangements.	10/20/2021 3:03 PM
46	Expect will need ramp and possibly stair lift for my wife.	10/18/2021 2:43 PM
47	With 40+ stairs in my condo, there will be a time where I won't be able to physically maneuver these stairs and will have to install chair lifts or move.	10/16/2021 3:38 PM
48	add AC	10/15/2021 4:48 PM
49	Need chairlifts for upstairs and going to the basement	10/14/2021 9:41 AM
50	I have stairs. I live in a condo.	10/13/2021 2:48 PM
51	Furnace is old and needs updating; fixtures are old and need updating; Cannot afford these upgrades	10/13/2021 2:27 PM
52	I don't think we will be able to maintain our home as we become physically less capable or one of us passes. Hiring help would not be feasible. We would need to move.	10/13/2021 10:30 AM
53	install AC	10/12/2021 8:21 PM
54	We would close off 2nd floor of our cape style house, so we would essentially have one floor living.	10/11/2021 3:30 PM
55	Grab bars, railings	10/9/2021 12:01 AM
56	Repairs, updates of handicap accessibility: railings, handrails, grab bars, and possible chair lift or ramps	10/6/2021 1:02 PM
57	One floor living would be great.	10/6/2021 12:34 PM
58	Railings, house generator generator	10/4/2021 10:33 PM
59	Two story home with washer and dryer in basement. Bedrooms on second floor.	10/4/2021 9:30 PM

Survey of East Hampton Older Adults' Needs

60	Condo is two floors, so I would need to move if I could not do stairs.	10/4/2021 1:38 PM
61	Stairs - maybe a lift	10/4/2021 1:24 PM
62	Not yet but are planning for changes.	10/4/2021 11:51 AM
63	Need one floor, now need to utilize two plus the basement	10/4/2021 11:25 AM
64	steps are an issue	10/3/2021 6:55 PM
65	Figure out how to relocate washer and dryer to the first floor.	10/3/2021 2:09 PM
66	probably soon	10/3/2021 1:58 PM
67	Windows, furnace ,trees, and water problems	10/3/2021 1:47 PM
68	As mobility might change assistive devices e.g. shower grab bars	10/2/2021 10:11 AM
69	Move to smaller home	10/2/2021 9:05 AM
70	Live in one of three condominium complexes in town. Four floors and stairs will eventually prove to be an obstacle as I age.	9/30/2021 10:05 AM
71	Move bedroom downstairs	9/29/2021 9:20 PM
72	In the future, probably need to live on one floor.	9/29/2021 7:58 AM
73	Updates home is 30years old	9/29/2021 5:22 AM
74	In the future we'll need to adapt the bathroom, widen doors, put in a small ramp if necessary.	9/28/2021 8:20 PM
75	safety bars in bath room	9/28/2021 5:52 PM
76	2nd floor access required	9/28/2021 4:46 PM
77	I only rent my house - my landlord only recently listened to me regarding future needs, especially as health results are changing. I am not sure how long that will go on, and depending on my diagnosis, other questions on this survey may change.	9/28/2021 1:44 PM
78	Not at this time but second floor living will be an issue in the coming years.	9/24/2021 1:47 PM
79	Not yet, but probably eventually, move to downstairs bedroom and install walk in Shower v. bathtub.	9/23/2021 12:16 PM
80	Need to get roof replaced along with gutters, roof leaks when raining, windows need replacing. House is 34 years old and needs major costly repairs.	9/23/2021 11:00 AM
81	Possibly-washer/dryer are in basement.	9/22/2021 7:15 PM
82	maybe someday I would. Also, since you left no spaces for issues, I putting them here. There s/b tax breaks for all seniors and sewer bills s/b reduced if u winter somewhere else.	9/22/2021 12:40 PM
83	NOT AT THIS TIME....	9/22/2021 11:37 AM
84	not at this time, but probably in the future.	9/22/2021 11:35 AM
85	Stairsare difficult to maneuver, require assistance with climbing up and down stairs	9/20/2021 4:21 PM

Survey of East Hampton Older Adults' Needs

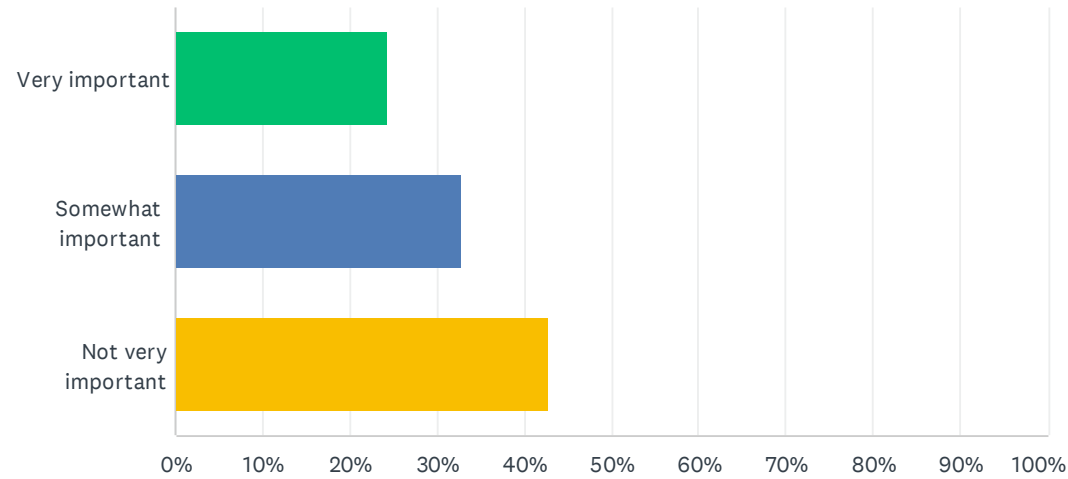
86	Remodeling to eliminate stair to outside and garage.	9/19/2021 8:30 PM
87	Bathroom update with walk in shower that fits a bench and grab bars	9/19/2021 6:37 PM
88	I will have to hire someone to do all repairs and to help with maintenance as I am retired and widowed.	9/19/2021 5:00 PM
89	Move laundry upstairs	9/19/2021 4:22 PM
90	In future I will not want to do stairs	9/19/2021 12:08 PM
91	Would eventually need a stair lift.	9/19/2021 12:04 PM
92	ramps to be built to assist with access into and from house and also ramp for access to a room	9/19/2021 10:39 AM
93	water backwash system requires heavy bags of salt, going to get to point where they can't be lifted, as it is, need to have someone else carry to basement	9/19/2021 10:11 AM
94	A stairlift in the future when I have trouble using the stairs.	9/18/2021 5:50 PM
95	Not wheelchair friendly, if we ever need wheelchairs.	9/18/2021 5:17 PM
96	Maintenance of deck, driveway, retaining wall, replacement windows, in line generator.	9/18/2021 1:28 PM
97	Shower	9/18/2021 11:58 AM
98	Need to make it 1floor living. Accessibility needs to be improved.	9/18/2021 9:14 AM
99	replace rugs, add grab bars to bath/shower,	9/18/2021 8:40 AM
100	We own a condo and maintenance is included in monthly service fee.	9/18/2021 7:43 AM
101	Access to upper floor	9/18/2021 7:40 AM
102	We need an alternative to stairs.	9/18/2021 7:33 AM
103	Home is to big to care for, bedrooms upstairs, too many rooms to keep clean. Need to down size to smaller home.	9/17/2021 9:49 PM
104	Not at this time	9/17/2021 7:10 PM
105	Not yet	9/17/2021 6:35 PM
106	Eventually won't be able to do stairs	9/17/2021 6:12 PM
107	We have chair lifts to basement and 2nd floor	9/17/2021 5:27 PM
108	Needf 2 chairlifts in order to access the bedroom floor and laundry/storage space.	9/17/2021 4:49 PM
109	Not yet	9/17/2021 4:28 PM
110	Ramp to access	9/17/2021 2:51 PM
111	I need to have stair lifts installed as I live in a 2 story condo.	9/17/2021 2:20 PM
112	Stairlift	9/17/2021 1:37 PM

Survey of East Hampton Older Adults' Needs

113	Basement stairs	9/17/2021 1:35 PM
114	Move laundry to first floor	9/17/2021 12:39 PM
115	Cut trees and. Water problems	9/17/2021 12:06 PM
116	I will not be able to maintain this home and property as I get older. There is nothing I can do to change that.	9/17/2021 11:14 AM
117	In the future, Stair chair lift, hire lawn people, hire cleaning service	9/17/2021 10:59 AM
118	Someday we will need to redo the bathroom.	9/17/2021 9:35 AM
119	Stairs	9/17/2021 9:16 AM
120	Increasingly dependent on power wheelchair. Unable to safely enter/exit due to width of doorway and raised transitions. Limited ability to navigate wheelchair/walker to bathroom and bedroom areas of home. Too narrow. Basement laundry	9/17/2021 8:48 AM
121	railings washer and dryer on main floor	9/15/2021 9:17 AM

Q4 How important is it to stay within 5 miles when you move out?

Answered: 451 Skipped: 39



ANSWER CHOICES	RESPONSES	
Very important	24.39%	110
Somewhat important	32.82%	148
Not very important	42.79%	193
TOTAL		451

Q5 Given current health and finances, how much would you prefer...?

Answered: 458 Skipped: 32



Survey of East Hampton Older Adults' Needs

	LOW PREFERENCE	MEDIUM PREFERENCE	HIGH PREFERENCE	TOTAL	WEIGHTED AVERAGE
My own home	9.71% 43	10.84% 48	79.46% 352	443	2.70
One level private house	17.82% 72	24.50% 99	57.67% 233	404	2.40
Local assisted living facility	73.71% 286	17.27% 67	9.02% 35	388	1.35
Own a senior apartment	61.52% 243	27.59% 109	10.89% 43	395	1.49
Rent an apartment in a senior community	59.51% 241	23.70% 96	16.79% 68	405	1.57
Sr comm with indep, assist, + SNF	55.25% 221	27.50% 110	17.25% 69	400	1.62

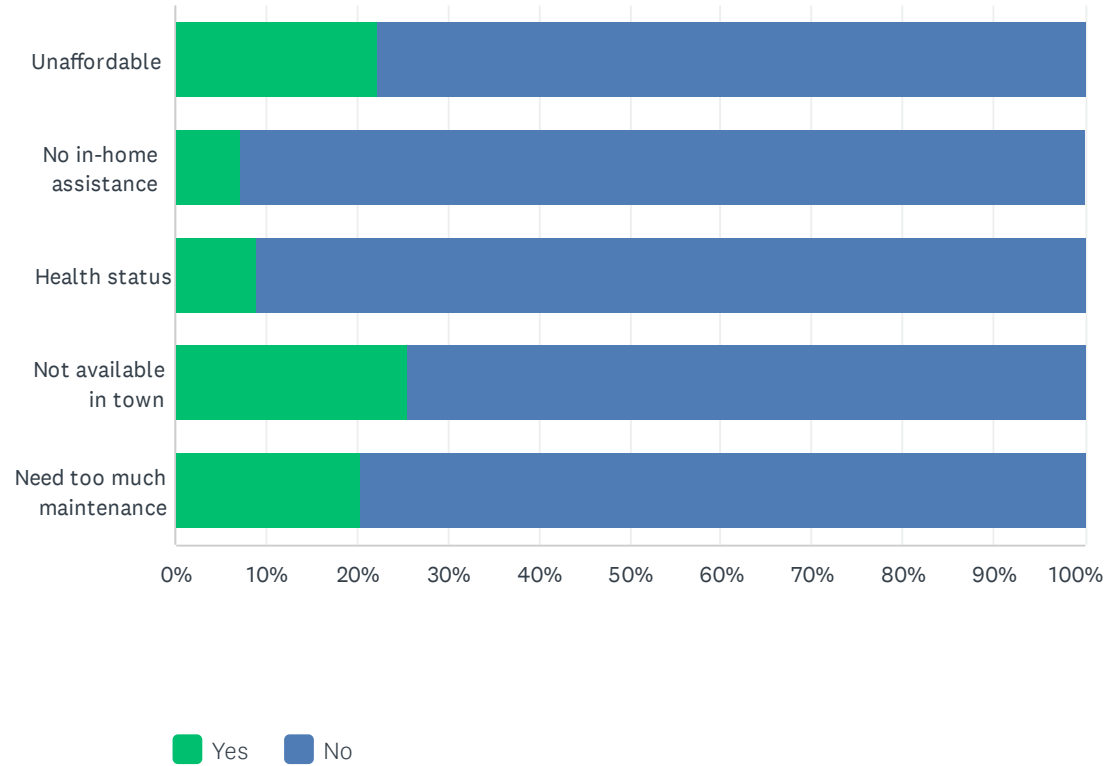
#	OTHER (PLEASE SPECIFY)	DATE
1	one level condo [preferred]	11/1/2021 3:48 PM
2	Not yet	10/27/2021 8:57 AM
3	Depends on my abilities	10/26/2021 4:12 PM
4	as I get older things can well change	10/21/2021 10:17 PM
5	rent an apartment in senior community if needed in future	10/21/2021 10:07 PM
6	affordable senior housing with transportation at least 800-900 feet living space, not a tuna can like we have now.	10/21/2021 10:03 PM
7	My own home with Personal Care under the Eldercare Waiver Program	10/20/2021 3:37 AM
8	We do not know what the future will be.	10/13/2021 2:48 PM
9	Live with my children	10/7/2021 8:00 PM
10	I need a place that allows small dogs	10/7/2021 10:35 AM
11	Condo style where they allow small dogs	10/6/2021 9:13 PM
12	The Senior Living on Gov. O'Neil Dr. was the perfect place until taken over by the state. The person running it does not keep up on snow removal or grass cutting. She has cancelled our cable package allowing us a huge discount. When someone complained to the state she gave us notice that we were not allowed to complain or talk to each other about problems. If we did we would be thrown out. There is a disabled man living in an apartment that does not allow his wheelchair access properly. Last winter when she did not have proper snow removal my neighbor complained that if there was a fire she could not open the back door. She was told to jump out the window. Thieve are only a handful of complaints	10/4/2021 10:27 AM
13	55 and older - medium	10/3/2021 2:09 PM

Survey of East Hampton Older Adults' Needs

14	affordable senior housing 800-900sq feet with transportation available	10/3/2021 1:47 PM
15	Disabled	10/3/2021 1:27 PM
16	Disabled	10/3/2021 1:22 PM
17	Ideally there could be mixed ages community living but that I could control my own meals and financing.	9/28/2021 1:44 PM
18	The survey is a little confining with the choices. I will be able to continue to live in EH if the taxes don't continually go up and not offer anything but taxes for education. The town gives nothing to an average taxpayer that no longer has children. NO activities for the young active older adult	9/26/2021 2:50 PM
19	senior living in town is way too expensive!!	9/22/2021 12:40 PM
20	living with daughter	9/19/2021 2:11 PM
21	If need for more care or advanced age, I would have a high preference to move out of state to be near our children.	9/19/2021 12:04 PM
22	live in my home & have someone/affordable/reliable come in to help	9/18/2021 8:40 AM
23	Would prefer one level condo but am happy at Mallard Cove,	9/18/2021 7:43 AM
24	One level condo	9/17/2021 9:16 PM
25	i think being in familiar surroundings is an asset to ones being not confinement elsewhere	9/17/2021 5:34 PM

Q6 Barriers keeping you from your preferred housing?

Answered: 445 Skipped: 45



Survey of East Hampton Older Adults' Needs

	YES	NO	TOTAL
Unaffordable	22.30% 97	77.70% 338	435
No in-home assistance	7.24% 31	92.76% 397	428
Health status	9.00% 38	91.00% 384	422
Not available in town	25.49% 105	74.51% 307	412
Need too much maintenance	20.44% 83	79.56% 323	406

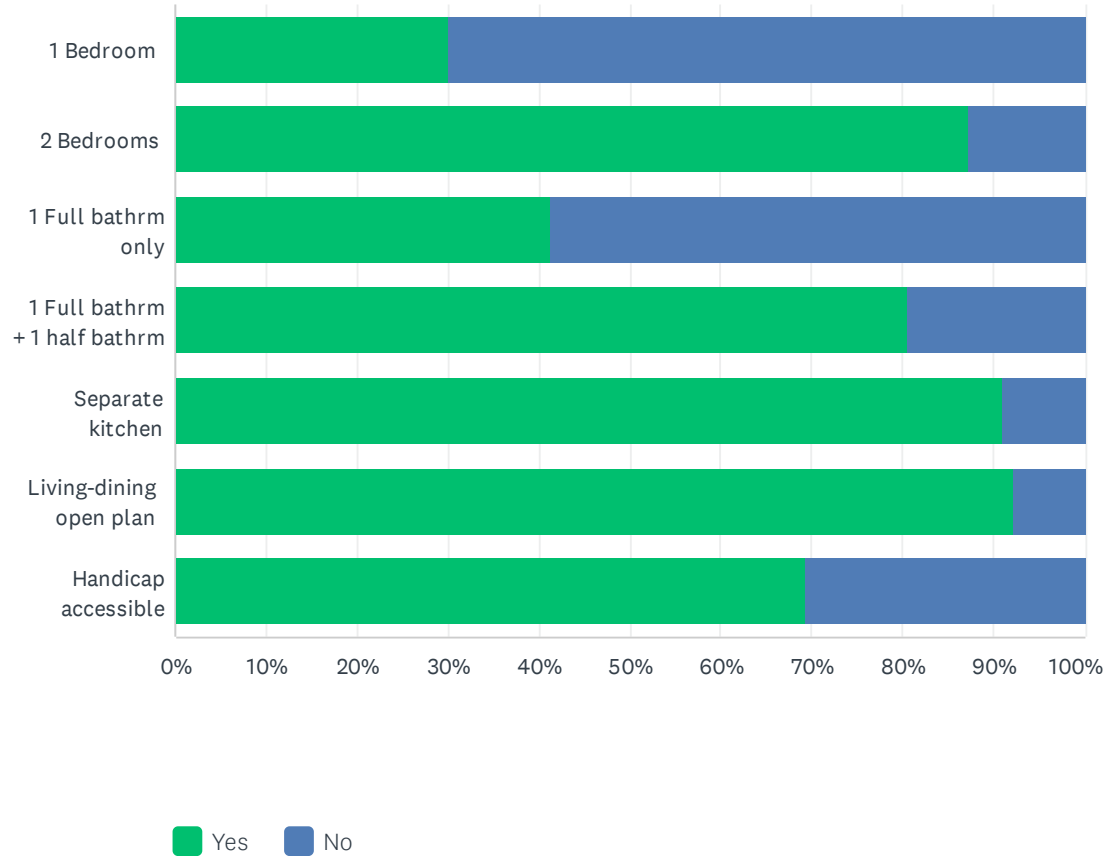
#	OTHER (PLEASE SPECIFY)	DATE
1	quiet area	11/4/2021 12:16 PM
2	House owned by other family, so until it can be sold, no option to move.	10/30/2021 1:35 PM
3	Keep taxes low for seniors	10/30/2021 1:19 PM
4	Current situation is fine, but if I need to move to assisted living, availability and affordability will be issues.	10/28/2021 4:48 PM
5	For now it's good, in a few years maybe not.	10/26/2021 10:40 AM
6	Not at all now, but as we get older it would be difficult. We are 70 now.	10/25/2021 11:48 AM
7	NA	10/24/2021 6:02 PM
8	Property taxes when on a fixed income are outrageous. At some point in time, it would be nice to freeze them. Perhaps age 72 when we must take distributions on our retirement savings. Social Security does not keep pace with inflation. How about attracting more businesses instead of having none to speak of. Look at Colchester and Middletown. The town needs to prosper and do much more than the same old stuff.	10/20/2021 3:37 AM
9	This town/state is getting unaffordable for seniors to remain. Within the last month, I've received an escrow shortage notice from my mortgage lender--reason is because our property taxes increased so going forward, my monthly mortgage payment has increased. Then I received a sewer use bill of \$520...that's all due by the end of October. Can't the seniors receive discounted taxes based on our fixed income?	10/16/2021 3:38 PM
10	Taxes too high	10/14/2021 7:25 PM
11	Taxes too high and not enough senior discounts	10/13/2021 1:22 PM
12	Right now I am where I want to be. When I can no longer maintain this place I will have to sell and move elsewhere.	10/13/2021 10:30 AM
13	Borderline unaffordable	10/6/2021 1:02 PM
14	I would like to live in an affordable apartment in a senior area without government assistance.	10/5/2021 1:50 PM

Survey of East Hampton Older Adults' Needs

15	Not enough elderly housing and no assisted living	10/3/2021 2:17 PM
16	Presently in excellent health and active	10/2/2021 10:11 AM
17	Town Senior Living not enough - Waiting list	10/2/2021 9:05 AM
18	TAXESTO HIGH	9/28/2021 3:41 PM
19	My health status at present is ok but my legs are getting shaky and I may need assistance soon. I do not want to live in senior housing only - find it unnatural. As far as I know, there is no one-level condo living in EH except for the older part of Edgemere which seldom has turnover.	9/28/2021 1:44 PM
20	Some of the survey questions need to be reassessed. The questions in the way they are presented cannot be answered with a clear yes or no. These types of questions give a false perception of the real problems with seniors in EH. I don't care for the way this questionnaire is presented and don't feel that the responses will be an appropriate reflection of senior concerns	9/26/2021 2:50 PM
21	LIVING ON A FIXED INCOME AND THE COST OF LIVING IN WHATS AVAILABLE FOR SENIORS IN THIS TOWN IS TO EXPENSIVE.	9/22/2021 11:37 AM
22	The senior living in town is way too expensive. How can anyone on a fixed income pay for it.	9/22/2021 11:35 AM
23	town taxes to high for seniors, may eventually be forced to sell. Need some kind of fixed rate starting at 65, we are on a fixed income.	9/20/2021 8:16 PM
24	own home & husband & wife worked and saved.	9/20/2021 2:03 PM
25	Taxes in East Hampton are constantly increasing and my social security and retirement is not increasing. I have no children and never had any, but Constant tax increases will force me to sell my home and move to a cheaper town.	9/19/2021 5:00 PM
26	As long as we continue to have enough funds for excellent maintenance.	9/19/2021 12:04 PM
27	Spouse doesn't want to move yet.	9/18/2021 5:17 PM
28	Easily available and affordable transportation when unable to drive.	9/18/2021 5:10 PM
29	Want to live in another state	9/17/2021 9:16 PM
30	at present i manage well and do everything on the homefront myself. however need someone to fix a few small things as well as mowing lawn. on limited income so finances are a big problem	9/17/2021 5:34 PM
31	History in this house, large family who visit frequently husbands attachment to this home.	9/17/2021 5:27 PM
32	Haven't got to that stage yet	9/17/2021 3:10 PM
33	I now live in my daughter's home in my own in law apartment	9/17/2021 2:44 PM
34	Wife is disabled medicare won't pay for assistance in cleaning home and care	9/17/2021 12:39 PM
35	Not yet	9/17/2021 10:41 AM

Q7 What would an ideal apartment or home for you contain?

Answered: 439 Skipped: 51



Survey of East Hampton Older Adults' Needs

	YES	NO	TOTAL	WEIGHTED AVERAGE
1 Bedroom	30.10% 90	69.90% 209	299	1.70
2 Bedrooms	87.26% 363	12.74% 53	416	1.13
1 Full bathrm only	41.37% 127	58.63% 180	307	1.59
1 Full bathrm + 1 half bathrm	80.60% 324	19.40% 78	402	1.19
Separate kitchen	91.08% 378	8.92% 37	415	1.09
Living-dining open plan	92.20% 390	7.80% 33	423	1.08
Handicap accessible	69.33% 278	30.67% 123	401	1.31

#	OTHER (PLEASE SPECIFY)	DATE
1	need room for storage and hobbies	11/4/2021 12:16 PM
2	[blank]	11/1/2021 3:11 PM
3	Bedroom on first floor	10/28/2021 4:48 PM
4	cats!	10/26/2021 11:31 AM
5	Don't need handicap access yet, maybe in the future.	10/26/2021 10:40 AM
6	2 bathrooms	10/25/2021 9:17 AM
7	Handicap for future needs	10/24/2021 4:18 PM
8	Garage, patio, or porch	10/24/2021 12:28 PM
9	senior housing with 900 sq ft and transportation	10/21/2021 10:03 PM
10	single floor living	10/21/2021 9:47 PM
11	n/a	10/20/2021 2:33 PM
12	900 feet sounds like a mansion! 420 Sq feet is my housing apt. now	10/20/2021 2:21 PM
13	Our senior living facilities are old and too small. We are out of affordable options if those are at capacity.	10/16/2021 3:38 PM
14	Deck, open space	10/14/2021 2:12 PM

Survey of East Hampton Older Adults' Needs

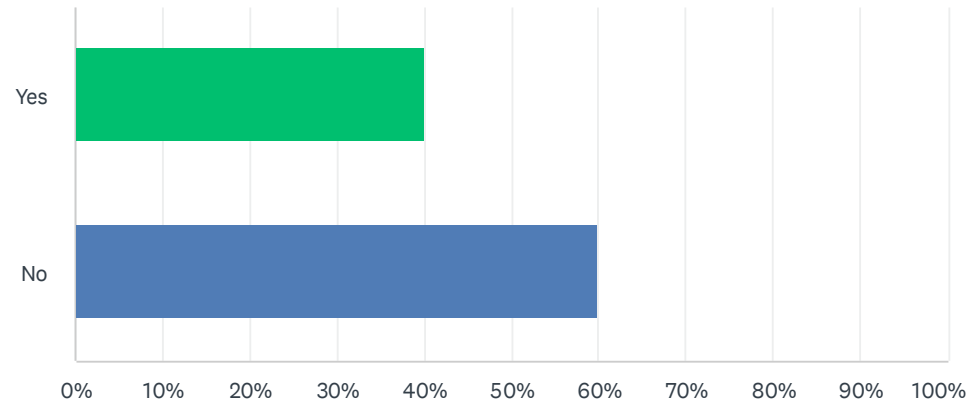
15	Garage	10/13/2021 2:17 PM
16	Not applicable	10/13/2021 1:41 PM
17	Single floor living	10/13/2021 1:28 PM
18	not applicable	10/13/2021 1:22 PM
19	2 bathrooms, 3 bedrooms, 2 or 3 car garage, open living room, 4 season porch and a full kitchen area	10/9/2021 12:01 AM
20	One level, ground floor or elevator.	10/8/2021 8:59 PM
21	Three currently is a shortage of senior and affordable housing available in East Hampton	10/8/2021 2:02 PM
22	Needs to accept small dog	10/7/2021 10:35 AM
23	Three bedrooms	10/4/2021 2:18 PM
24	Three bedrooms and tow full baths	10/4/2021 2:13 PM
25	Handicap access not needed at this time.	10/4/2021 1:38 PM
26	1st floor laundry, pet friendly, including larger dog not just munchkins.	10/4/2021 11:25 AM
27	Again it would be perfect to have the Senior Housing in town run differently by someone who seemed to like seniors and their job	10/4/2021 10:27 AM
28	Senior housing of 900 square feet and transportation	10/3/2021 1:47 PM
29	No stairs	9/29/2021 9:20 PM
30	Two full bathrooms are better.	9/29/2021 7:31 PM
31	the kitchen would have to be acceptable size - I find most of the spaces are too small as I really cook - don't want a kitchen that expects me to only microwave meals.	9/28/2021 1:44 PM
32	Separate dining and living room. No open floor plans	9/22/2021 12:02 PM
33	3 bedrooms and 3 baths to serve our children and grandchildren who live hundreds of miles away.	9/19/2021 12:04 PM
34	I don't want to leave my house on the lake	9/18/2021 5:50 PM
35	Deck, yard space	9/18/2021 5:10 PM
36	Not needed yet.	9/18/2021 7:43 AM
37	Laundry on first floor	9/17/2021 9:57 PM
38	One level condo either on ground floor or in building with elevator	9/17/2021 9:16 PM
39	i have some medical devices like a commode,bed downstairs. also have bedroom upstairs for visitor. safety handle bars in tub area i take showers have to go upstairs where bathroom is. have a walker bed tray also i can clean in kitchen sink also	9/17/2021 5:34 PM
40	In an area with trees,paths,space	9/17/2021 5:27 PM

Survey of East Hampton Older Adults' Needs

41	Affordable!	9/17/2021 8:48 AM
42	Could do one bedroom but two would ne nice.	9/15/2021 9:17 AM

Q8 Do you want more info about Accessory Dwelling Units? (ADU's)

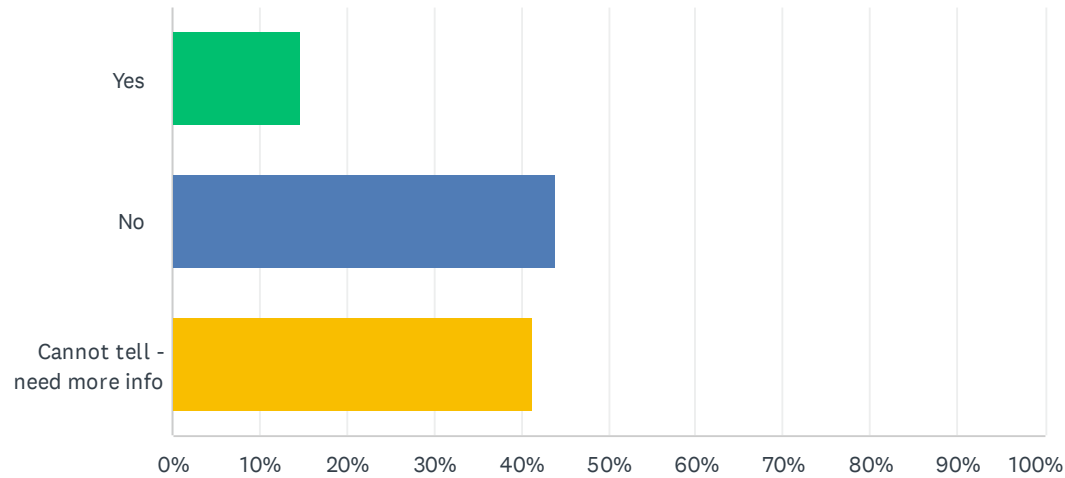
Answered: 442 Skipped: 48



ANSWER CHOICES	RESPONSES	
Yes	40.05%	177
No	59.95%	265
TOTAL		442

Q9 Does an Accessory Dwelling Unit sound like an option that you might use in the next few years?

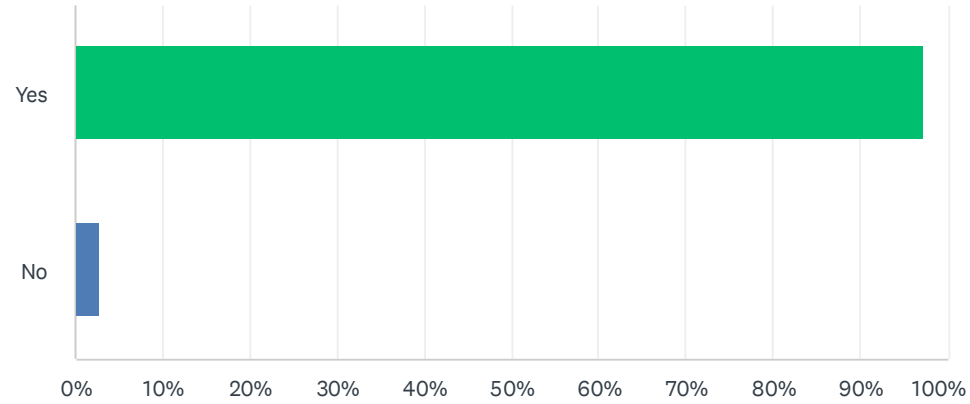
Answered: 450 Skipped: 40



ANSWER CHOICES	RESPONSES	
Yes	14.67%	66
No	44.00%	198
Cannot tell - need more info	41.33%	186
TOTAL		450

Q10 Do you own or have easy access to a car?

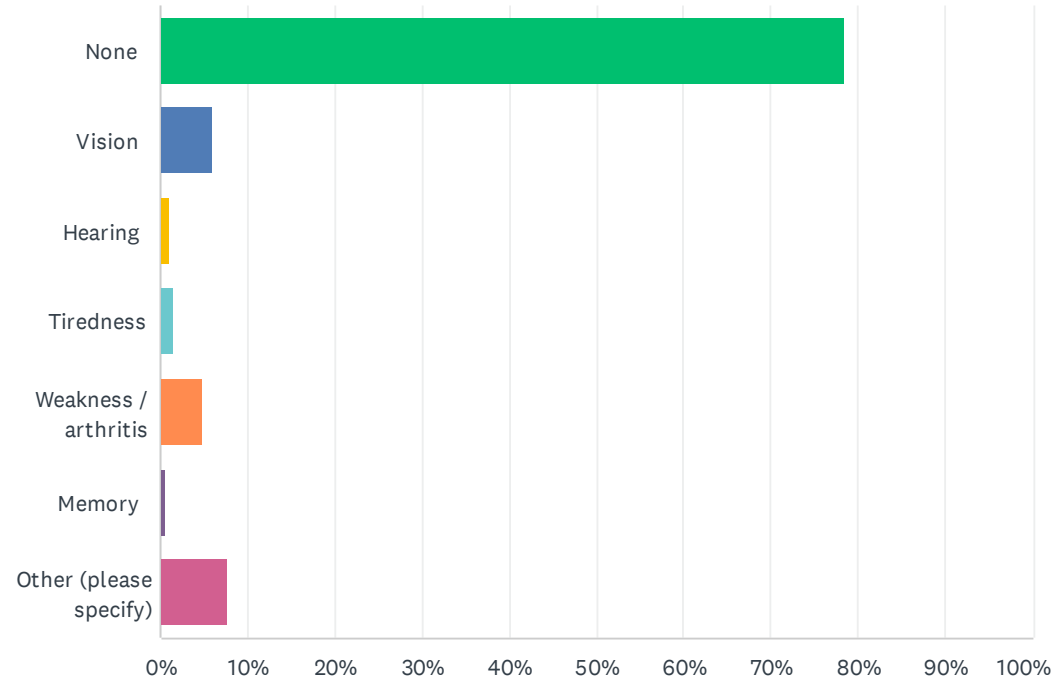
Answered: 468 Skipped: 22



ANSWER CHOICES		RESPONSES	
Yes		97.22%	455
No		2.78%	13
TOTAL			468

Q11 What health issues interfere with your driving?

Answered: 458 Skipped: 32



Survey of East Hampton Older Adults' Needs

ANSWER CHOICES	RESPONSES	
None	78.38%	359
Vision	5.90%	27
Hearing	1.09%	5
Tiredness	1.53%	7
Weakness / arthritis	4.80%	22
Memory	0.66%	3
Other (please specify)	7.64%	35
TOTAL		458

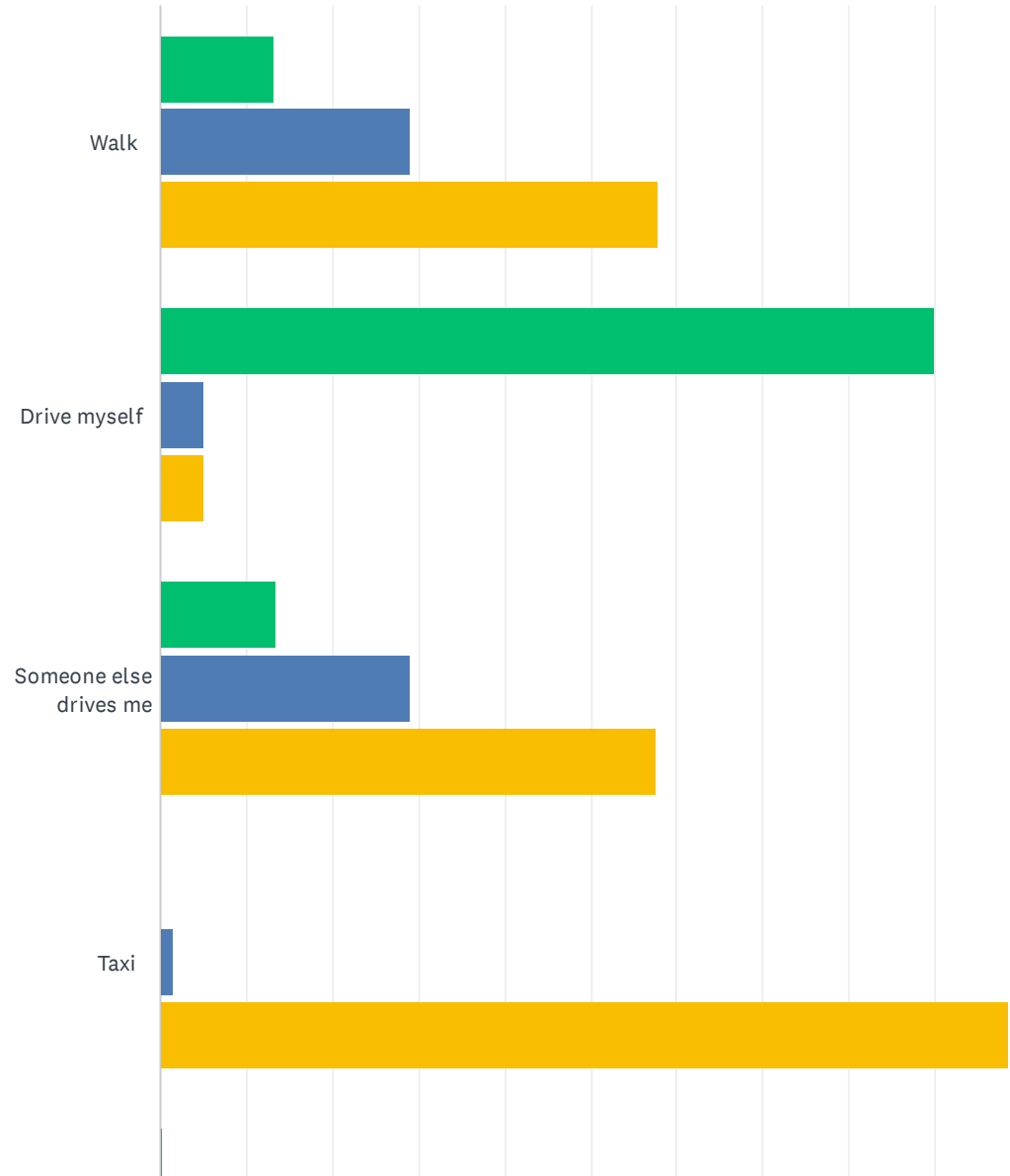
#	OTHER (PLEASE SPECIFY)	DATE
1	vision, weakness/arthritis, stroke	11/1/2021 3:41 PM
2	Because I am 95 years old and my family will take me.	10/30/2021 9:08 AM
3	Use of a walker	10/29/2021 5:51 PM
4	I turned my license in two years ago.	10/29/2021 5:29 PM
5	nite driving	10/29/2021 2:18 PM
6	Do not drive!	10/26/2021 11:06 AM
7	nerve damage to both feet	10/26/2021 10:58 AM
8	90 yrs old don't drive, live with daughter	10/24/2021 5:58 PM
9	Medical lyphedema	10/24/2021 12:32 PM
10	balance	10/23/2021 1:40 PM
11	both vision, weakness/arthritis	10/23/2021 1:30 PM
12	Stolks [strokes?]	10/21/2021 10:24 PM
13	vision, weakness, arthritis, spinal issues, health issues	10/20/2021 2:44 PM
14	Pain from spinal surgery due to 2 separate auto accidents not my fault	10/20/2021 3:40 AM
15	Balance	10/13/2021 2:23 PM
16	i want to say hearing, vision and tiredness, but this question wont let me choose more than 1.	10/12/2021 8:17 PM

Survey of East Hampton Older Adults' Needs

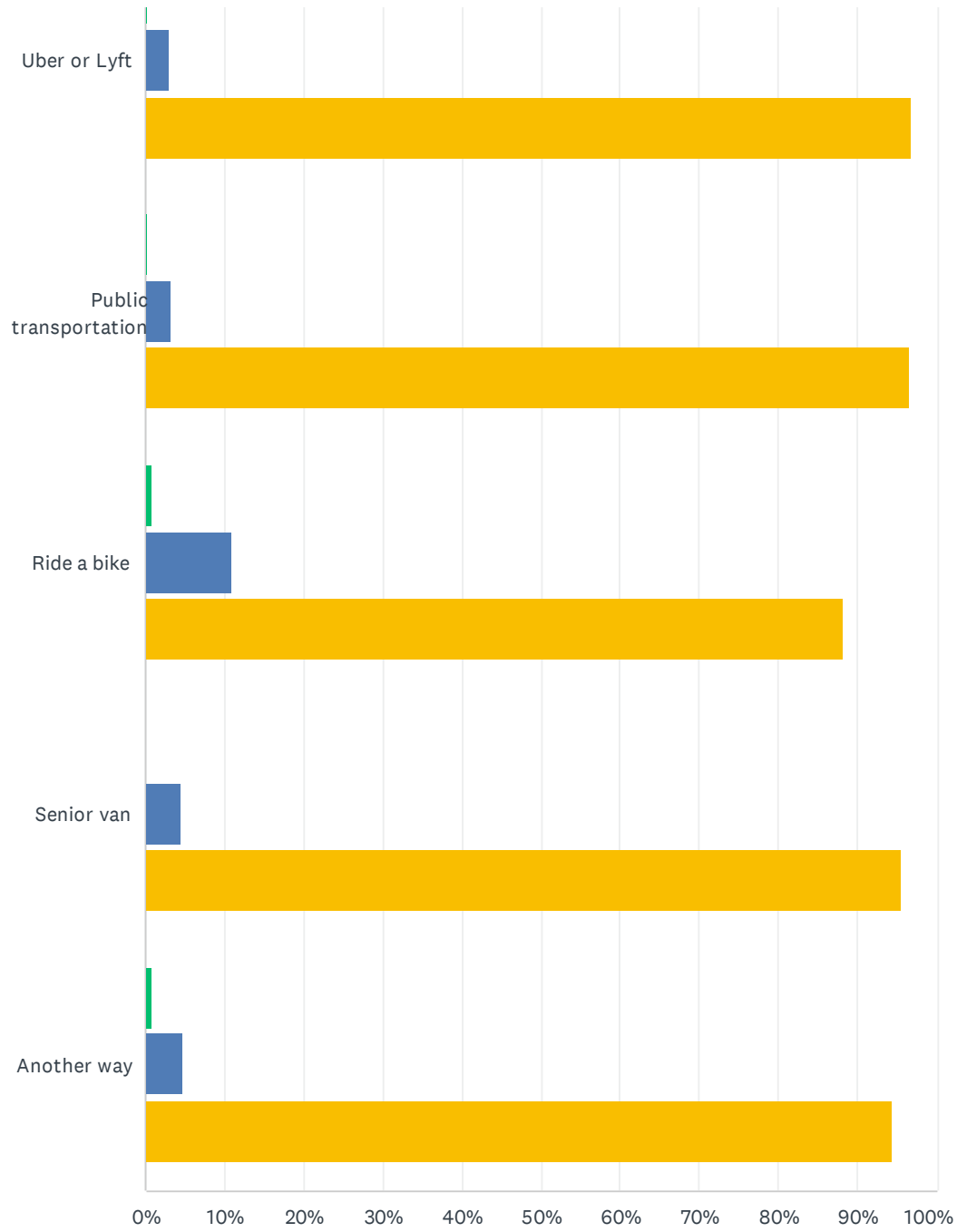
17	Anxiety	10/12/2021 5:33 PM
18	No night driving	10/8/2021 9:02 PM
19	Do not drive	10/4/2021 1:21 PM
20	can't select more than one. hearing & memory	10/3/2021 9:33 PM
21	Currently	10/3/2021 2:05 PM
22	Does not allow me to choose more than one Vision, memory	10/2/2021 7:16 AM
23	Night vision	9/28/2021 4:57 PM
24	No driving a night	9/28/2021 2:55 PM
25	the excessive speed of other drivers and the condition of our roads	9/28/2021 1:47 PM
26	Stiff neck	9/22/2021 11:59 AM
27	back problems	9/22/2021 10:10 AM
28	cardiack rehab rutine	9/20/2021 2:08 PM
29	Vision only while driving at night	9/19/2021 6:51 AM
30	Broken bones, heart attack	9/18/2021 5:27 PM
31	Glare from hi intensity headlights at night	9/18/2021 11:24 AM
32	Stroke survivor	9/17/2021 10:30 PM
33	Can't drive at night	9/17/2021 5:35 PM
34	icabt afford a vehicle on limited income	9/17/2021 5:18 PM
35	Both arms significantly limited range of motion and strength.	9/17/2021 8:35 AM

Q12 How often you use each to get around town?

Answered: 465 Skipped: 25



Survey of East Hampton Older Adults' Needs



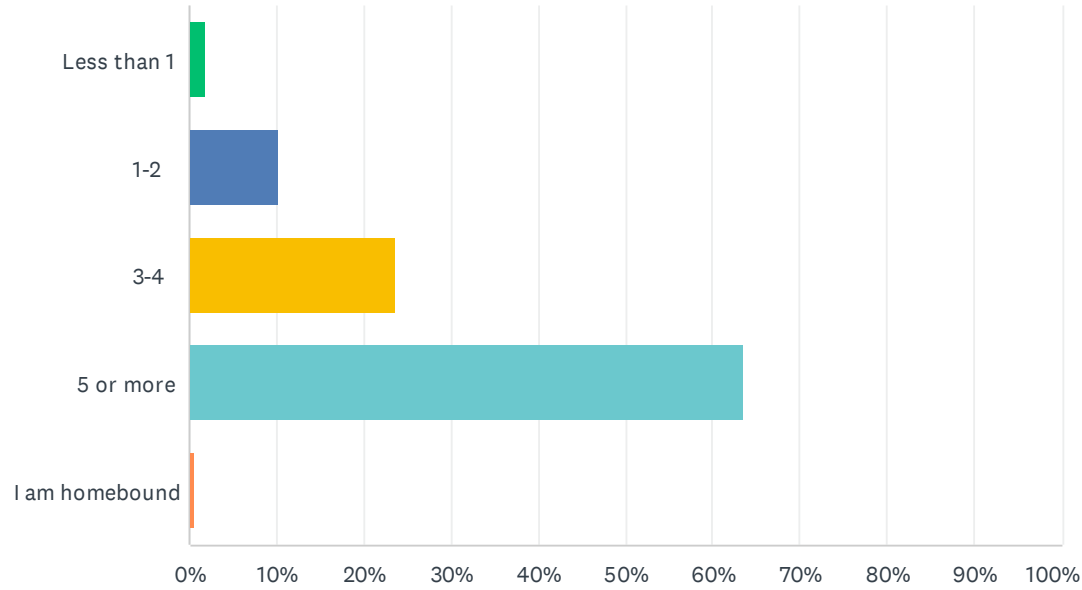
Survey of East Hampton Older Adults' Needs

■ frequent
 ■ infrequent
 ■ not at all

	FREQUENT	INFREQUENT	NOT AT ALL	TOTAL
Walk	13.29% 46	28.90% 100	57.80% 200	346
Drive myself	89.93% 411	5.03% 23	5.03% 23	457
Someone else drives me	13.39% 47	29.06% 102	57.55% 202	351
Taxi	0.00% 0	1.47% 5	98.53% 336	341
Uber or Lyft	0.29% 1	2.91% 10	96.80% 333	344
Public transportation	0.29% 1	3.20% 11	96.51% 332	344
Ride a bike	0.87% 3	10.79% 37	88.34% 303	343
Senior van	0.00% 0	4.42% 15	95.58% 324	339
Another way	0.92% 3	4.59% 15	94.50% 309	327

Q13 How many times do you leave your home per week?

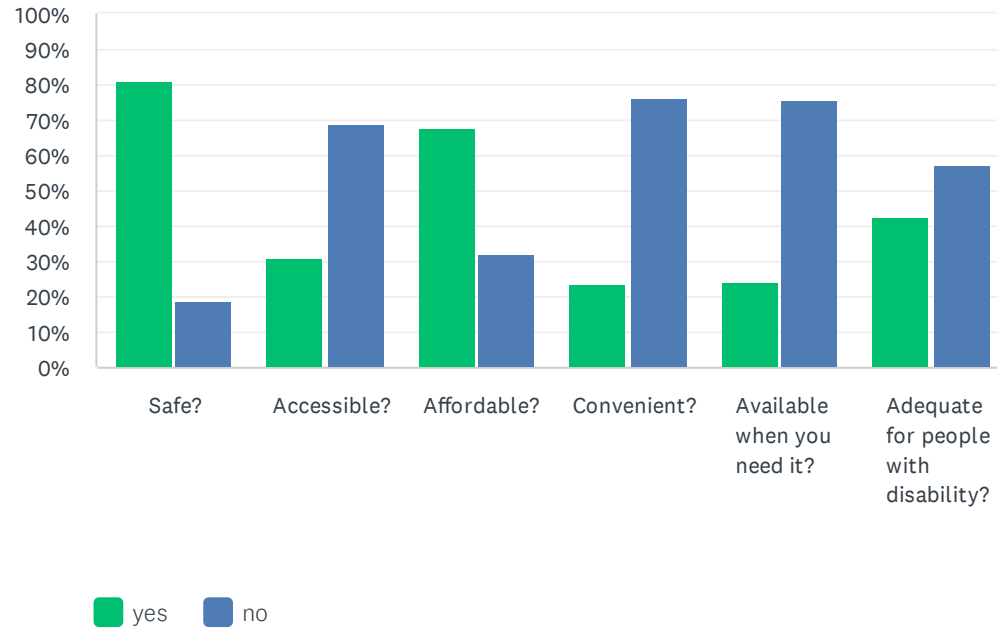
Answered: 462 Skipped: 28



ANSWER CHOICES	RESPONSES
Less than 1	1.95% 9
1-2	10.17% 47
3-4	23.59% 109
5 or more	63.64% 294
I am homebound	0.65% 3
TOTAL	462

Q14 Do you think public transportation is:

Answered: 412 Skipped: 78



Survey of East Hampton Older Adults' Needs

	YES	NO	TOTAL
Safe?	81.27% 321	18.73% 74	395
Accessible?	30.85% 116	69.15% 260	376
Affordable?	67.66% 228	32.34% 109	337
Convenient?	23.53% 84	76.47% 273	357
Available when you need it?	24.02% 86	75.98% 272	358
Adequate for people with disability?	42.86% 135	57.14% 180	315

#	OTHER (PLEASE SPECIFY)	DATE
1	[answered "Safe?" as "yes" and "no" on paper survey]	11/1/2021 4:20 PM
2	not adequately marked and without sheltered waiting areas	10/30/2021 4:26 PM
3	never use it	10/30/2021 1:03 PM
4	Not needed	10/30/2021 8:11 AM
5	Do not know this information	10/29/2021 5:44 PM
6	Just guessing, but don't use it.	10/29/2021 5:36 PM
7	Not sure	10/28/2021 8:04 PM
8	Don't know the above . Never used.	10/27/2021 8:52 AM
9	Don't have direct access to public transportation in my neighborhood.	10/27/2021 12:19 AM
10	Not applicable to me	10/26/2021 8:15 PM
11	Haven't needed it	10/26/2021 4:05 PM
12	Don't know. Don't need.	10/26/2021 3:56 PM
13	Haven't had to use it	10/26/2021 12:11 PM
14	Don't have info on local public transportation. Don't know where to get it or how much it costs or if ok for disabled.	10/26/2021 10:29 AM
15	I have never had any need for public transportation.	10/25/2021 5:23 PM
16	I have no knowledge on this subject	10/25/2021 2:46 PM

Survey of East Hampton Older Adults' Needs

17	Not sure, I have never used it.	10/25/2021 11:46 AM
18	we do not need it or know much about it	10/25/2021 9:23 AM
19	NA	10/24/2021 5:58 PM
20	Haven't had the need to look into this	10/24/2021 4:27 PM
21	I've never seen any I information about public transportation in East Hampton.	10/24/2021 2:14 PM
22	Do not know this information	10/24/2021 11:47 AM
23	Needs to be available to get from town into Hartford County without having to transfer in Middletown	10/23/2021 4:42 PM
24	have not used it	10/22/2021 4:35 PM
25	Arizona has taxi vouchers	10/20/2021 2:36 PM
26	don't know if it's affordable	10/20/2021 2:24 PM
27	Don't know	10/20/2021 12:42 PM
28	I don't know	10/19/2021 3:25 PM
29	East Hampton needs senior bus service due to lack of medical services in town.	10/18/2021 2:49 PM
30	As I don't require public transportation, I'm unable to answer	10/16/2021 3:42 PM
31	Need to walk to get it and wait in all weather.	10/14/2021 2:26 PM
32	How can we answer this if we don't know about public transportation?	10/8/2021 9:02 PM
33	N/A and don't know	10/8/2021 2:08 PM
34	know vrry little about any options	10/7/2021 10:06 AM
35	Not sure about safety and affordability	10/6/2021 1:07 PM
36	Do not know this information	10/5/2021 2:00 PM
37	never use it	10/5/2021 1:51 PM
38	Don't use it.	10/4/2021 1:43 PM
39	Do not know this information	10/3/2021 2:05 PM
40	Don't know.	10/2/2021 5:09 PM
41	Do not use it, not aware of issues.	10/2/2021 9:07 AM
42	Don't use it. Don't know.	10/2/2021 7:16 AM
43	Haven't used public transportation	9/30/2021 9:39 PM
44	As I don't require public transportation, I'm unable to answer	9/30/2021 9:58 AM

Survey of East Hampton Older Adults' Needs

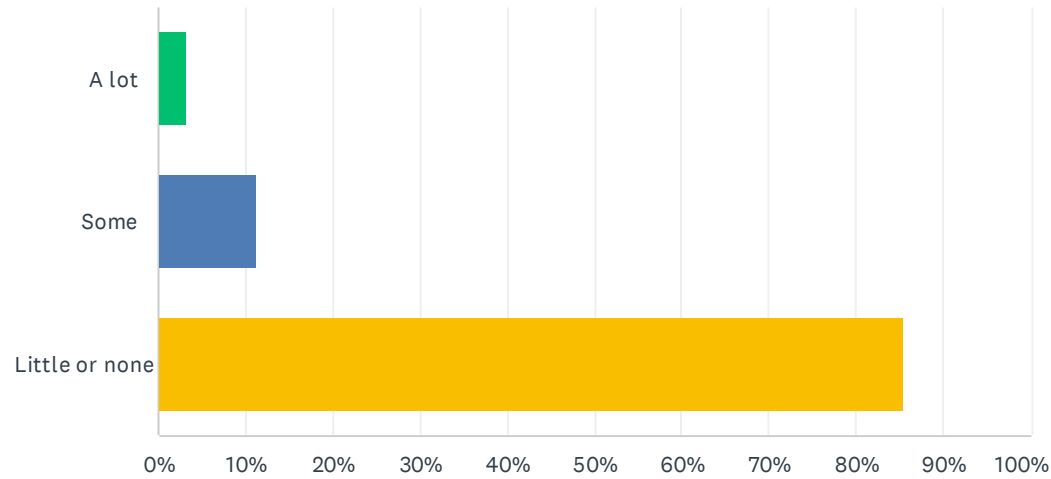
45	Never used it	9/30/2021 7:22 AM
46	I don't have any idea about the public transportation in this area. We are just recently moved to East Hampton.	9/29/2021 7:40 PM
47	No experience	9/29/2021 12:03 PM
48	Do not know other categories.	9/28/2021 9:17 PM
49	Had no idea it was available to me	9/28/2021 5:49 PM
50	can't answer all categories since I don't know	9/28/2021 1:47 PM
51	Don't know the routes, fees or schedule	9/28/2021 9:34 AM
52	Nonexistent	9/27/2021 6:30 AM
53	N/a	9/26/2021 10:39 AM
54	Have not used it.	9/24/2021 4:39 PM
55	Took public transportation for years, East Hampton to Middletown, to Hartford and beyond. Now use it once/per quarter to see if it has changed, and it has not. The DOT has done much to address connectivity but the suburban hubs need work.	9/24/2021 1:32 PM
56	DONT KNOW	9/22/2021 11:47 AM
57	Not familiar	9/22/2021 8:16 AM
58	I don't currently use public transportation	9/21/2021 12:31 PM
59	not sure, since I don't use public transportation	9/20/2021 3:31 PM
60	We don't use it.	9/20/2021 2:08 PM
61	Don't use public transport	9/20/2021 2:51 AM
62	dont use	9/19/2021 2:13 PM
63	really have no experience with public transportation as there doesn't seem to be any in town	9/19/2021 10:17 AM
64	Not sure	9/19/2021 6:51 AM
65	Don't use any public transportation	9/19/2021 12:44 AM
66	Bit sure	9/18/2021 8:54 PM
67	Not used	9/18/2021 12:00 PM
68	Don't know about disabilities but the schedules & routes are limited.	9/18/2021 10:39 AM
69	Don't know as we never use public transportation - yet anyway.	9/18/2021 7:46 AM
70	I don't know the answers to the above questions	9/17/2021 9:21 PM
71	No taxi would come to middlesex emergency Marlborough	9/17/2021 6:50 PM

Survey of East Hampton Older Adults' Needs

72	Was taken to Middlesex Emergency Marlborough and could not get a taxi.	9/17/2021 6:35 PM
73	I have never tried from East Hampton. Only when I was working, I used CT Transit from Marlboro	9/17/2021 6:10 PM
74	Transportation unavailable at night if I can't drive	9/17/2021 5:35 PM
75	I do not know much about access to public transportation.	9/17/2021 2:37 PM
76	Don't use it.	9/17/2021 1:39 PM
77	I don't know	9/17/2021 1:39 PM
78	I do not use public transportation so I have no idea how to answer question 5	9/17/2021 1:16 PM
79	Don't know haven't used it	9/17/2021 1:11 PM
80	Practically non-existent	9/17/2021 11:07 AM

Q15 Much difficulty to get to out of town medical appointments?

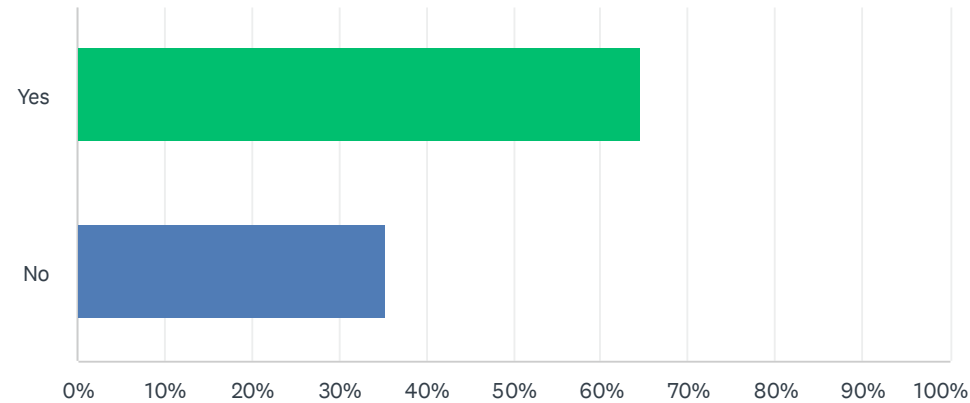
Answered: 459 Skipped: 31



ANSWER CHOICES	RESPONSES	
A lot	3.27%	15
Some	11.33%	52
Little or none	85.40%	392
TOTAL		459

Q16 Streets & crossings well-designed and maintained for pedestrians?

Answered: 436 Skipped: 54



ANSWER CHOICES	RESPONSES
Yes	64.68% 282
No	35.32% 154
TOTAL	436

#	IF YOU SAID "NO," WHICH SPECIFIC LOCATIONS CONCERN YOU?	DATE
1	North Main St poor lighting	11/4/2021 12:17 PM
2	No sidewalks and very few lights on 66 for crossings. Summit St. Barton Hill.	11/1/2021 4:35 PM
3	many roads are in terrible shape.	11/1/2021 4:20 PM
4	Rt 66 Rt 16	11/1/2021 3:56 PM
5	sidewalks in Belltown Senior Housing are cracked, hill. Door has a step.	11/1/2021 3:41 PM
6	Route 196 (Main Street) in village center cross walks are not designed to provide safe crossing when traffic is heavy and moving fast.	10/30/2021 4:26 PM
7	Parts of lake road without sidewalks	10/30/2021 4:05 PM

Survey of East Hampton Older Adults' Needs

8	All streets should have marked crosswalks at all intersections.	10/30/2021 1:39 PM
9	Main Street and Barton Hill	10/30/2021 1:30 PM
10	Main Street and Barton Hill	10/30/2021 1:14 PM
11	Three-way at G & S Service is very dangerous.	10/29/2021 6:03 PM
12	I don't walk.	10/29/2021 5:51 PM
13	Need more sidewalks	10/29/2021 5:44 PM
14	I don't walk about town.	10/29/2021 5:29 PM
15	Summit Street, Main Street in winter	10/28/2021 8:04 PM
16	Route 66, 16, and 151 have no side walks except near stop an shop. Only sidewalks are on Main, Barton Hill Summit and Maple. Crossings are too far apart on roads that do have crossings.	10/28/2021 6:57 PM
17	Spellman Point Rd. onto Lake Rd. dangerous for pedestrians and drivers alike. Need mirror to see oncoming traffic.	10/28/2021 4:39 PM
18	Downtown	10/27/2021 7:47 PM
19	Lake Road and start Road are often worn, bumpy very narrow, tight for Watling, biking.	10/27/2021 8:52 AM
20	Need sidewalks along Route 66 to get to the new town hall.	10/27/2021 12:19 AM
21	Roads that are not "in-town" generally do not have sidewalks and are not very safe for walking.	10/26/2021 5:08 PM
22	Could use a timer that lasts longer for older people and handicap to safely cross the roads.	10/26/2021 12:59 PM
23	Edgerton Street and streets around there. The patching done is horrible and not complete. There are gaps.	10/26/2021 12:11 PM
24	Few sidewalks. Out of control drivers speeding	10/26/2021 10:41 AM
25	The sidewalk on North Main is too narrow. I walk my dog there and cars speed by very close.	10/25/2021 2:46 PM
26	Not all have ramps. Too icy in winter	10/25/2021 10:49 AM
27	need more lighting and sidewalks. The issue is people walking at night can't see because the lighted pole are too far apart and many areas don't have sidewalks	10/24/2021 4:46 PM
28	Smith Street intersections with side streets to cross to side walks	10/24/2021 4:27 PM
29	I don't know.	10/24/2021 2:14 PM
30	North Main and Hills Avenue used by people to avoid long light at Main and Route 66	10/24/2021 12:32 PM
31	Laurel Ridge isn't even safe to pull out of onto Rte. 66. Streets are all in disrepair, always have been in the 50 years I've lived here.	10/24/2021 12:15 PM
32	Outside of downtown, Route 66 and west side of lake not pedestrian friendly	10/24/2021 12:07 PM
33	Lack of sidewalks and poor street lighting	10/24/2021 11:40 AM

Survey of East Hampton Older Adults' Needs

34	Streets are not well maintained.	10/24/2021 11:31 AM
35	Rt 16 onto Smith to school	10/23/2021 1:40 PM
36	Only the center of town And half the lake The other half and by dollar general to cvs no sidewalks	10/22/2021 10:31 PM
37	not out side of town	10/22/2021 4:35 PM
38	Near stop and shop	10/22/2021 4:23 PM
39	MAIN ST	10/22/2021 10:36 AM
40	there is not even a street light at the end of my road	10/21/2021 9:57 PM
41	major interseptions (Rt 66 and Main) and downtown - yes; others not so much	10/21/2021 9:45 PM
42	bevin blvd	10/21/2021 9:55 AM
43	Streets such as Oak Knoll Road.	10/21/2021 8:10 AM
44	Anywhere along rye 66	10/21/2021 7:51 AM
45	Around lake. Sidewalk not big enough	10/20/2021 11:06 PM
46	(do not use - in wheelchair)	10/20/2021 2:44 PM
47	Few sidewalks	10/20/2021 10:03 AM
48	On and around route 66 an 16	10/19/2021 1:26 PM
49	Not enough sidewalks	10/18/2021 12:25 PM
50	I don't walk so I don't know.	10/14/2021 2:26 PM
51	Crossing Highway 66 between Stop & Shop and distillery	10/14/2021 9:18 AM
52	Some streets are not lighted at all	10/13/2021 2:43 PM
53	Route 16 onto Smith to school	10/13/2021 2:23 PM
54	Major intersections and downtown: others not so much	10/13/2021 1:36 PM
55	There are only a few places that DON'T concern me.	10/13/2021 10:20 AM
56	Abbey Road, Cone Road, Flannery Way	10/8/2021 11:54 PM
57	Not enough sidewalks and traffic lights on Rte. 66 between American Distilling and McDonalds. Heavy traffic coming and going from the Citgo station, Walgreens Plaza and McDonalds.	10/8/2021 5:16 PM
58	A lot of these questions should have a "n/a or don't know response	10/8/2021 2:08 PM
59	RT 66 needs more sidewalks, not just in town center	10/7/2021 7:55 PM
60	Most streets in E. Hampton are in poor repair.	10/7/2021 3:09 PM

Survey of East Hampton Older Adults' Needs

61	Not sure	10/6/2021 1:07 PM
62	East High Street > Old Marlborough Road	10/6/2021 12:43 PM
63	Lake and Mott Hill Dr. where the sidewalk ends	10/5/2021 2:51 PM
64	More sidewalks needed in Smith Street area.	10/5/2021 2:00 PM
65	No opinion	10/4/2021 1:39 PM
66	Sidewalks	10/4/2021 1:21 PM
67	adequate crosswalks, enough time at walk lights	10/4/2021 11:49 AM
68	Most areas away from the center/lake are not accessible, that said , sidewalks and major upgrades would spoil the ambiance of the town	10/4/2021 11:28 AM
69	Clark Hill Road	10/3/2021 6:59 PM
70	Long Crossings Road very narrow with unmowed sides that force pedestrians out into the travel lane because of overhanging brush ,trees, and tall weeds.	10/3/2021 2:05 PM
71	side streets need more but main streets are good	10/3/2021 1:55 PM
72	There is not even a streetlight at the end of my road.	10/3/2021 1:40 PM
73	Flanders rd en route to airline trail	10/1/2021 2:38 PM
74	Pedestrian traffic along the lake is always in danger, due to the speed of passing vehicles.	9/30/2021 9:39 PM
75	Well marked but not safe to cross the center of town 4-5 way intersection. Better to cross up the roads, with no crosswalks, because of only traffic coming 2 ways.	9/29/2021 7:52 AM
76	Lake drive where there is no sidewalks.	9/29/2021 5:18 AM
77	From Lake Vista area to town.	9/28/2021 9:17 PM
78	Only the center of town has sidewalks. Rt. 66 has no place for bikes or pedestrians. More traffic lights are needed at places like Cone Rd. and 66, the Middle School area.	9/28/2021 8:14 PM
79	Walking / biking around lake and town	9/28/2021 6:15 PM
80	streets without sidewalks	9/28/2021 5:49 PM
81	Speeding in front of Edgemere condo on north main street	9/28/2021 4:53 PM
82	Need sidewalks on streets like Mott Hill.	9/28/2021 4:49 PM
83	Almost all the roads without a sidewalk also have no shoulder!	9/28/2021 3:58 PM
84	In the main areas but not side streets	9/28/2021 2:55 PM
85	Not many crosswalks	9/28/2021 12:09 PM
86	Crosswalks are few and far between	9/28/2021 12:01 PM

Survey of East Hampton Older Adults' Needs

87	North Main Street - traffic too fast	9/28/2021 11:47 AM
88	Downtown	9/28/2021 11:20 AM
89	Too few sidewalks	9/28/2021 8:11 AM
90	Not enough sidewalks	9/27/2021 7:34 AM
91	But only near what is considered the town's two centers.	9/27/2021 2:25 AM
92	The roads themselves are poorly maintained with pot holes that when covered with leaves are a real threat to an injury when walking around the block.	9/26/2021 2:53 PM
93	SIDEWALK extension to Spellman's Point	9/26/2021 12:00 PM
94	Lack of sidewalks on north side of 66(High St). Very dangerous for pedestrians to walk to businesses along that route. Main st from Route 66 down along the lake speed limits not unforced and is very dangerous for pedestrians	9/26/2021 10:39 AM
95	Village center. There should be traffic bumps in the road and frequently monitored by police to ticket speeders.	9/24/2021 4:39 PM
96	By streets in town, what do you mean? The 66/Village Center/Lake corridor? The sidewalks are pretty good and in places, connect to the Airline Trail. Wish there were a way to selectively extend the crosswalk time for older walkers or mom's with strollers. If you're walking in one of the more rural areas, expect to confront speedsters.	9/24/2021 1:32 PM
97	No sidewalks for the walkers on Old Marlborough Road.	9/23/2021 8:01 PM
98	ONLY IN DOWN TOWN AREA, WHICH IS OK	9/22/2021 11:47 AM
99	route 66	9/22/2021 10:10 AM
100	walk around lake	9/21/2021 3:43 PM
101	The traffic is very fast on Route 66	9/20/2021 6:39 PM
102	It would be great to have a safe walking path all the way around the lake	9/20/2021 4:42 PM
103	Route 66	9/19/2021 6:45 PM
104	Center of town, Route 66 and Route 16 are NOT bicycle friendly. Cars drive too fast and sides of roads are too narrow for pedestrians or bicycling. I don't dare walk or bike for fear of being hit.	9/19/2021 5:05 PM
105	Rt 66 has no sidewalks	9/19/2021 4:19 PM
106	Smith and Flanders, around lake from Mott Hill to Bay Riad	9/19/2021 1:52 PM
107	Walk in town very infrequently.	9/19/2021 12:07 PM
108	drainage problems and potholes: Abbey rd	9/19/2021 10:17 AM
109	There are only sidewalks in a few central areas in town.	9/18/2021 5:19 PM
110	Crosswalks at Main & Summit. Many roads need repair, resurfacing and center line repainting.	9/18/2021 11:24 AM
111	Village Center and the narrow sidewalk around the lake.	9/18/2021 10:39 AM

Survey of East Hampton Older Adults' Needs

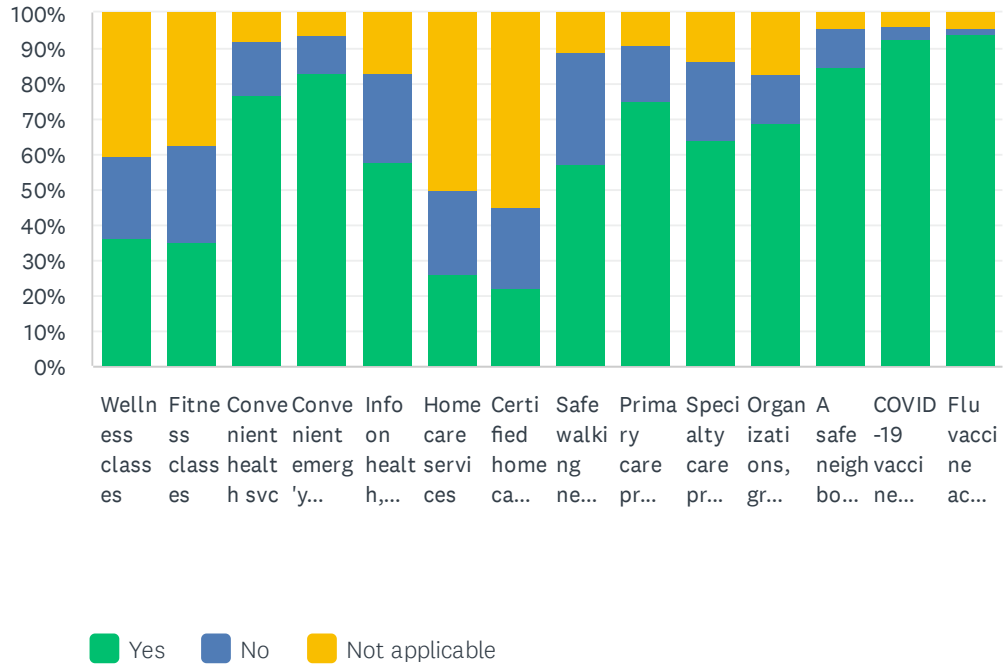
112	Tartia Road	9/18/2021 8:47 AM
113	N Maple. High volume, high speed traffic with no pedestrian protection	9/18/2021 8:11 AM
114	Wopowog Rd and all surrounding streets this side of Route 16.	9/17/2021 9:37 PM
115	Getting across E High Street anywhere past and west of Stop and Shop	9/17/2021 9:21 PM
116	Really. The roads are a mess	9/17/2021 8:17 PM
117	Most streets do not have sidewalks so walking is done in the street.	9/17/2021 7:07 PM
118	signage for residents and visitors alerting them to new location of police and town offices placed online and in viewing position entering roads into town and before entry road to town hall/police station/fire department	9/17/2021 6:24 PM
119	I drive to Stop and Shop, to Headliners, etc. I don't cross any Streets so I don't know.	9/17/2021 6:10 PM
120	Most roads in town do not have sidewalks. I live less than a mile from the center of town on Clark Hill Rd but do not feel safe walking there. Not all roads can have sidewalks but the roads are not safe to walk. Talking just about streets - some of the sidewalks on Summit St are bad.	9/17/2021 6:02 PM
121	Old Marlborough Road. Too much traffic when there is a parallel highway. Many seniors want to walk here and there are too many abnoxious cars and motor bikes.	9/17/2021 5:50 PM
122	Rural roads	9/17/2021 5:35 PM
123	i live on lakeview street which is a public highway should have crossing for pedestrians in middle of road. also a sign for the corner of summit and lakeview and oneway sign on each side of one way street on flanders road.	9/17/2021 5:18 PM
124	Sidewalks missing or poorly maintained.	9/17/2021 4:33 PM
125	I live, on the Tartia rd racetrack	9/17/2021 3:08 PM
126	I dont' walk in town just in my neighborhood.	9/17/2021 2:37 PM
127	Side walk r narrow and uneven about the lake	9/17/2021 2:32 PM
128	Only downtown	9/17/2021 1:39 PM
129	Crossing between Eco Coffee and the Red Door is very long and difficult for disabled persons. Perhaps island in middle might help?	9/17/2021 1:16 PM
130	Waking is difficult due to narrow roads and traffic	9/17/2021 1:15 PM
131	Middle Haddam streets are full of potholes	9/17/2021 1:05 PM
132	There is nowhere in town that is safe to cross	9/17/2021 12:33 PM
133	I live in Middle Haddam. You're taking your life in your hands just to cross Rte. 151. And Rte. 66 is treacherous. Except for the center of East Hampton and the area around Lake Pocatapaug, very few parts of this town are walkable.	9/17/2021 11:07 AM
134	no sidewalks on the east and north sides of the lake and on route 66	9/17/2021 11:04 AM

Survey of East Hampton Older Adults' Needs

135	Rt 16 and roads around the lake, Bevin Blvd, Tartia Rd, Barton Hill and many more	9/17/2021 10:49 AM
136	Bear Swamp Rd	9/17/2021 9:56 AM
137	Sidewalks should be more prevalent all over town.	9/17/2021 9:39 AM
138	Mott Hill rd	9/17/2021 9:09 AM
139	There is no access ramp from Old Marlborough RD to the sidewalk.	9/17/2021 8:35 AM
140	Forest st.	9/17/2021 8:14 AM

Q17 Are your needs being met for:

Answered: 454 Skipped: 36

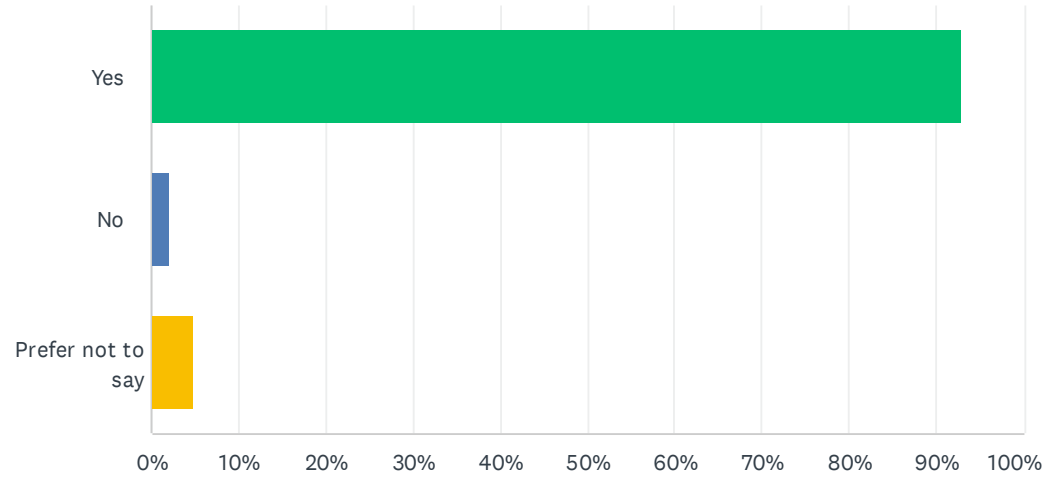


Survey of East Hampton Older Adults' Needs

	YES	NO	NOT APPLICABLE	TOTAL
Wellness classes	36.40% 162	22.92% 102	40.67% 181	445
Fitness classes	35.45% 156	27.05% 119	37.50% 165	440
Convenient health svc	76.75% 340	15.12% 67	8.13% 36	443
Convenient emerg'y svc	83.11% 369	10.81% 48	6.08% 27	444
Info on health, support	57.95% 255	25.23% 111	16.82% 74	440
Home care services	26.42% 116	23.46% 103	50.11% 220	439
Certified home care providers	22.25% 97	22.94% 100	54.82% 239	436
Safe walking nearby	57.47% 250	31.49% 137	11.03% 48	435
Primary care providers	75.40% 328	15.86% 69	8.74% 38	435
Specialty care providers	64.14% 279	22.07% 96	13.79% 60	435
Organizations, groups to join	69.20% 301	13.56% 59	17.24% 75	435
A safe neighborhood	84.93% 372	10.96% 48	4.11% 18	438
COVID-19 vaccine access	92.69% 406	3.65% 16	3.65% 16	438
Flu vaccine access	94.27% 411	1.61% 7	4.13% 18	436

Q18 Are you fully vaccinated against COVID-19?

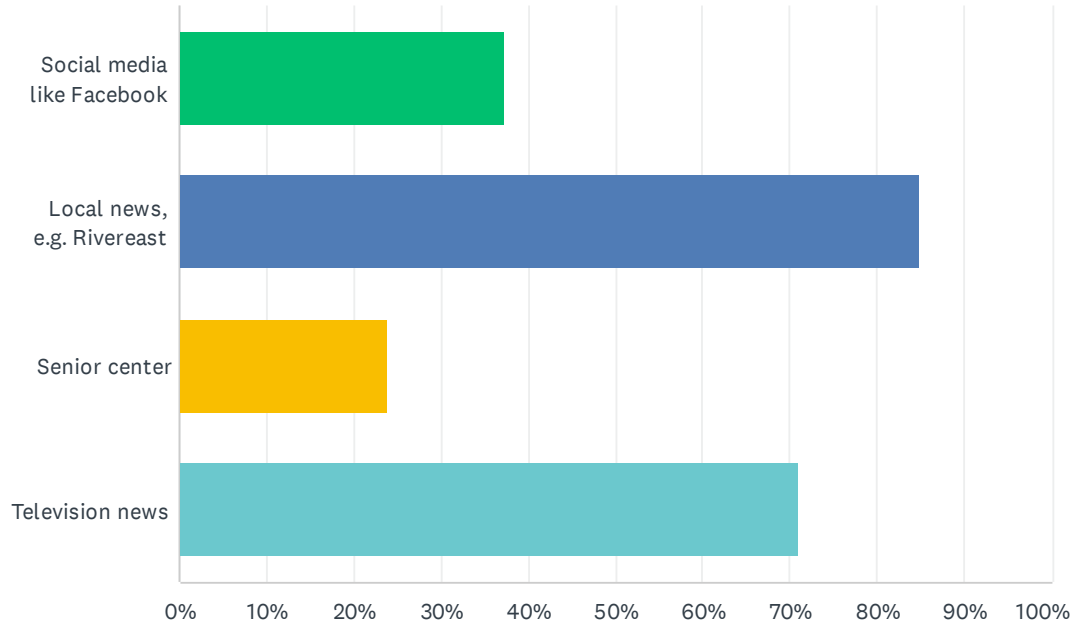
Answered: 449 Skipped: 41



ANSWER CHOICES	RESPONSES	
Yes	92.87%	417
No	2.23%	10
Prefer not to say	4.90%	22
TOTAL		449

Q19 Your sources for news and current events?

Answered: 437 Skipped: 53



ANSWER CHOICES	RESPONSES
Social media like Facebook	37.30% 163
Local news, e.g. Rivereast	84.90% 371
Senior center	23.80% 104
Television news	70.94% 310
Total Respondents: 437	

#	OTHER (PLEASE SPECIFY)	DATE
1	radio no computer savy	11/4/2021 12:19 PM

Survey of East Hampton Older Adults' Needs

2	YouTube short videos	11/4/2021 12:09 PM
3	Friends	11/1/2021 4:24 PM
4	friends and family	11/1/2021 3:44 PM
5	computer	11/1/2021 3:37 PM
6	Town website, town notifications rec'd via email	11/1/2021 3:33 PM
7	Internet and periodicals/magazines	10/30/2021 4:30 PM
8	NYT, Washington Post	10/30/2021 4:08 PM
9	Internet	10/30/2021 1:05 PM
10	News	10/30/2021 8:15 AM
11	Family	10/29/2021 5:34 PM
12	magazines	10/29/2021 5:24 PM
13	Many alternative publications, digital media, etc.	10/28/2021 8:09 PM
14	NY Times online	10/28/2021 4:42 PM
15	NY Times	10/27/2021 7:53 PM
16	News outlets on a Tab.	10/27/2021 8:47 AM
17	Personal research	10/26/2021 5:13 PM
18	internet	10/25/2021 9:21 AM
19	radio	10/25/2021 6:09 AM
20	Hartford Courant	10/24/2021 5:38 PM
21	CNN/NBC/Fox 61	10/24/2021 4:51 PM
22	News feeds on IPad	10/24/2021 11:44 AM
23	Newsletters online	10/23/2021 4:47 PM
24	internet	10/23/2021 1:39 PM
25	Internet	10/23/2021 7:39 AM
26	Newspaper	10/22/2021 10:33 PM
27	word of mouth	10/21/2021 9:43 PM
28	Online media outlets, streaming local channels	10/21/2021 6:21 PM
29	Community bulletin board Chatham Acres	10/20/2021 2:40 PM

Survey of East Hampton Older Adults' Needs

30	belong to Greenpeace and Unicef	10/20/2021 2:26 PM
31	Internet	10/20/2021 12:39 PM
32	wsj	10/20/2021 6:47 AM
33	Internet news sites	10/14/2021 2:20 PM
34	New York Times and Washington Post	10/13/2021 2:39 PM
35	Internet	10/13/2021 2:22 PM
36	Word of mouth	10/13/2021 1:33 PM
37	Hartford Courant	10/13/2021 10:23 AM
38	All the above.	10/12/2021 9:43 PM
39	NPR (National Public Radio)	10/8/2021 2:13 PM
40	Hartford Courant online, New York Times	10/7/2021 10:54 PM
41	Friends involved in non-profits	10/7/2021 10:37 AM
42	hartford courant	10/7/2021 10:03 AM
43	Word of mouth from friends in various nonprofit groups	10/6/2021 9:18 PM
44	Hartford Courant	10/6/2021 1:11 PM
45	Word of mouth	10/6/2021 1:04 PM
46	Fox News - no social media	10/5/2021 2:10 PM
47	Online and the New York Times	10/4/2021 2:22 PM
48	Online and the New York Times	10/4/2021 2:09 PM
49	On line	10/4/2021 11:31 AM
50	Daily New York Times	10/4/2021 11:15 AM
51	online NYT	10/3/2021 6:58 PM
52	responsible journalism	10/3/2021 5:03 PM
53	Alternate news, most of main stream news is pure unadulterated bullshit!!	10/3/2021 3:16 PM
54	Radio	10/3/2021 2:11 PM
55	Internet	10/2/2021 10:14 AM
56	online news	10/1/2021 5:31 PM
57	Town website	9/29/2021 5:15 AM

Survey of East Hampton Older Adults' Needs

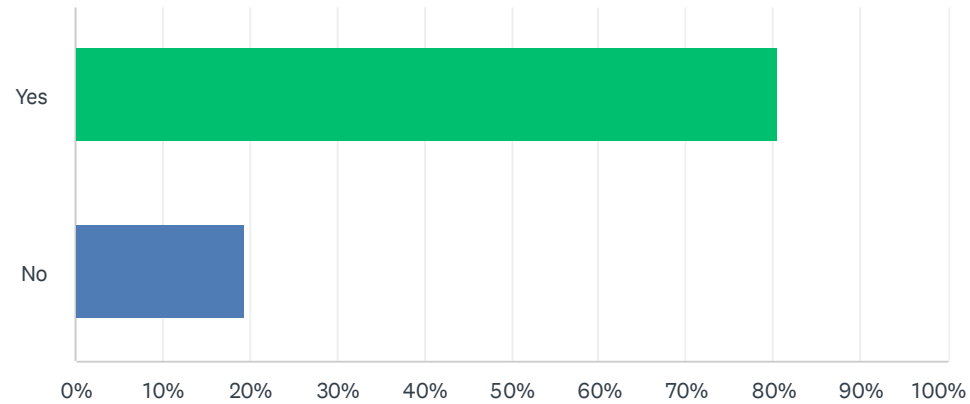
58	Word of mouth.	9/28/2021 9:20 PM
59	Hartford Courant	9/28/2021 4:47 PM
60	Internet	9/28/2021 12:16 PM
61	Cell Phone	9/28/2021 11:38 AM
62	DIGITAL NEWSPAPERS	9/28/2021 11:28 AM
63	Radio	9/28/2021 8:08 AM
64	Hartford Courant, but does a horrible job covering East Hampton	9/27/2021 2:19 AM
65	Online news outlets	9/26/2021 12:02 PM
66	NPR	9/26/2021 10:57 AM
67	internet (avoiding "social media")	9/25/2021 1:32 PM
68	My friends who watch the news	9/25/2021 9:24 AM
69	News feeds	9/24/2021 1:43 PM
70	Radio	9/22/2021 7:11 PM
71	Newspaper	9/22/2021 12:47 PM
72	Telephone news	9/22/2021 12:05 PM
73	Hartford Courant	9/21/2021 3:34 PM
74	email	9/21/2021 8:38 AM
75	Online news	9/20/2021 4:38 PM
76	hartford courent	9/20/2021 1:54 PM
77	Online news service	9/20/2021 2:49 AM
78	Email	9/19/2021 6:41 PM
79	Hartford Courant	9/19/2021 12:16 PM
80	Online subscriptions to major newspapers	9/19/2021 12:11 PM
81	Hartford Courant	9/19/2021 10:33 AM
82	news apps on phone	9/19/2021 10:14 AM
83	Hartford Courant and online	9/19/2021 6:43 AM
84	Patch news on phone, CNN, NYTimes on computer	9/18/2021 5:22 PM
85	Internet	9/18/2021 9:17 AM

Survey of East Hampton Older Adults' Needs

86	Phone news apps	9/18/2021 8:04 AM
87	Online	9/17/2021 10:00 PM
88	News feed from Apple, CNN, NPR, etc	9/17/2021 9:18 PM
89	Internet	9/17/2021 6:52 PM
90	Internet	9/17/2021 6:29 PM
91	Friends and familt	9/17/2021 5:30 PM
92	Hartford Courant	9/17/2021 4:50 PM
93	Radio and news feed on phone	9/17/2021 2:46 PM
94	Family alert me or friends.	9/17/2021 2:40 PM
95	T.v. Senior center facebook	9/17/2021 1:58 PM
96	Hartford current	9/17/2021 1:45 PM
97	On line	9/17/2021 1:32 PM
98	Newspapers on-line	9/17/2021 1:23 PM
99	Online news	9/17/2021 11:45 AM
100	Hartford Courant	9/17/2021 11:01 AM
101	Family	9/17/2021 10:51 AM
102	Family	9/17/2021 10:45 AM
103	Npr radio, cbs, hartford courant, New York Times, Washington post	9/17/2021 9:12 AM
104	E-newsletters	9/17/2021 9:03 AM
105	Word of mouth	9/17/2021 8:39 AM
106	Town website	9/17/2021 8:12 AM

Q20 Will you be able to support yourself in retirement?

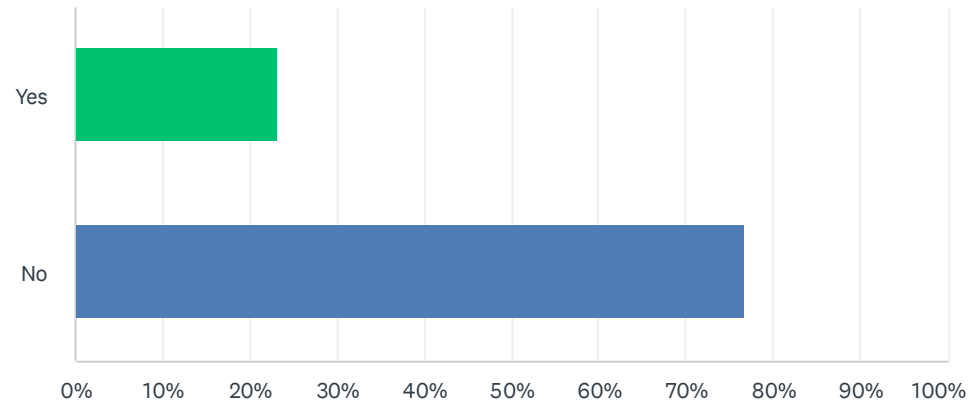
Answered: 442 Skipped: 48



ANSWER CHOICES	RESPONSES	
Yes	80.54%	356
No	19.46%	86
TOTAL		442

Q21 Will you have to work in retirement due to finances?

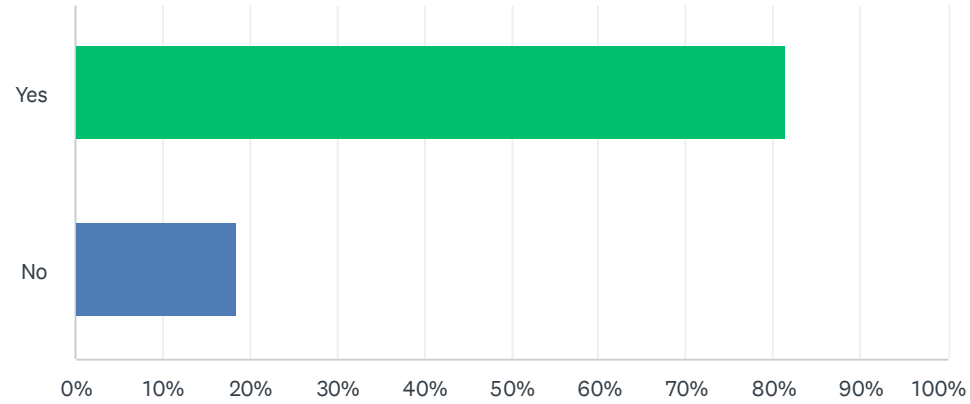
Answered: 445 Skipped: 45



ANSWER CHOICES	RESPONSES	
Yes	23.15%	103
No	76.85%	342
TOTAL		445

Q22 Financially able to remain in East Hampton during retirement?

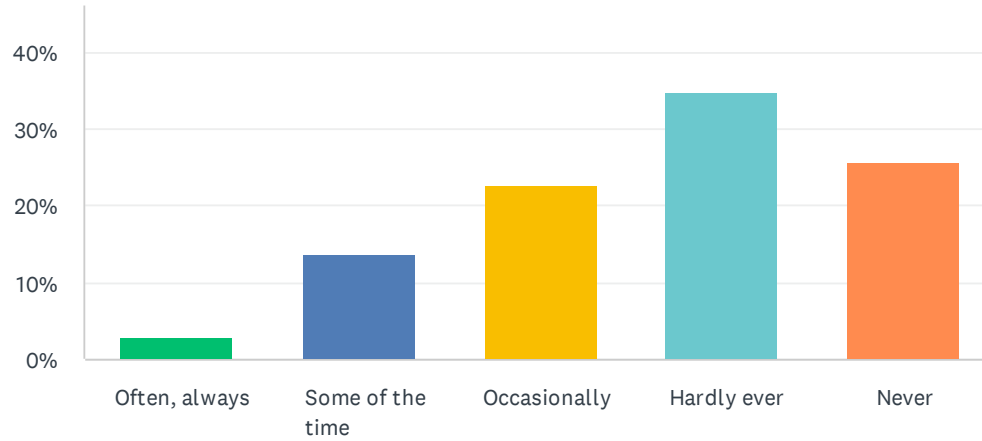
Answered: 435 Skipped: 55



ANSWER CHOICES	RESPONSES	
Yes	81.38%	354
No	18.62%	81
TOTAL		435

Q23 How often do you feel lonely?

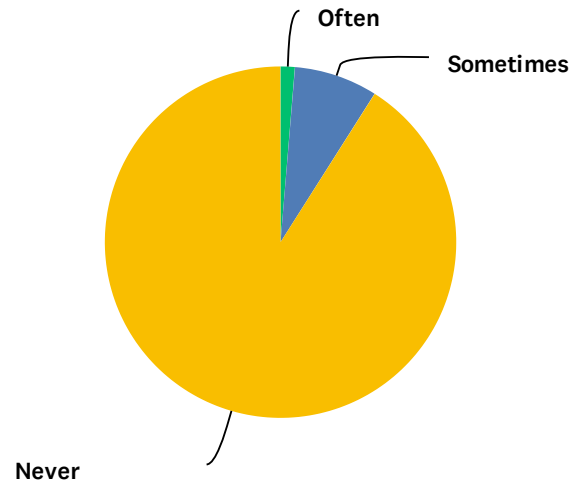
Answered: 451 Skipped: 39



ANSWER CHOICES	RESPONSES	
Often, always	2.88%	13
Some of the time	13.75%	62
Occasionally	22.84%	103
Hardly ever	34.81%	157
Never	25.72%	116
TOTAL		451

Q24 Last year, how often did you WORRY food would run out?

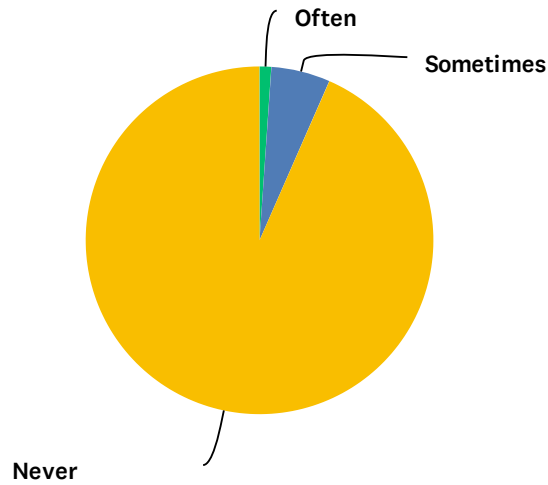
Answered: 455 Skipped: 35



ANSWER CHOICES	RESPONSES	
Often	1.32%	6
Sometimes	7.69%	35
Never	90.99%	414
TOTAL		455

Q25 Past year, how often did food RUN OUT while out of money?

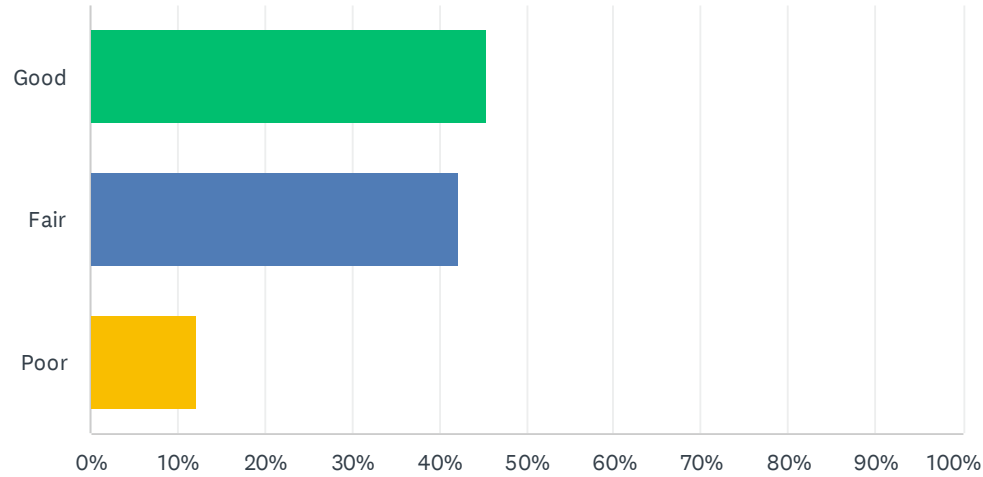
Answered: 456 Skipped: 34



ANSWER CHOICES	RESPONSES	
Often	1.10%	5
Sometimes	5.48%	25
Never	93.42%	426
TOTAL		456

Q26 Rate East Hampton as a place for people to live as they age:

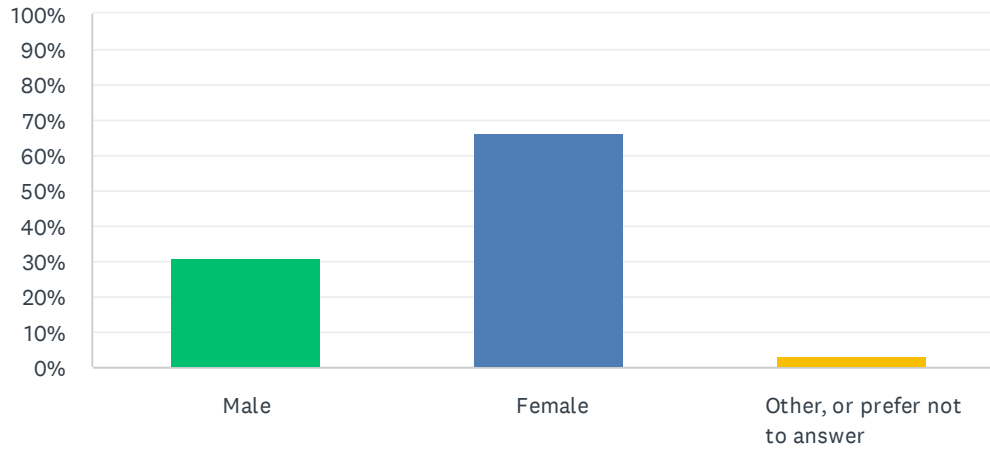
Answered: 435 Skipped: 55



ANSWER CHOICES	RESPONSES	
Good	45.52%	198
Fair	42.30%	184
Poor	12.18%	53
TOTAL		435

Q27 What is your gender?

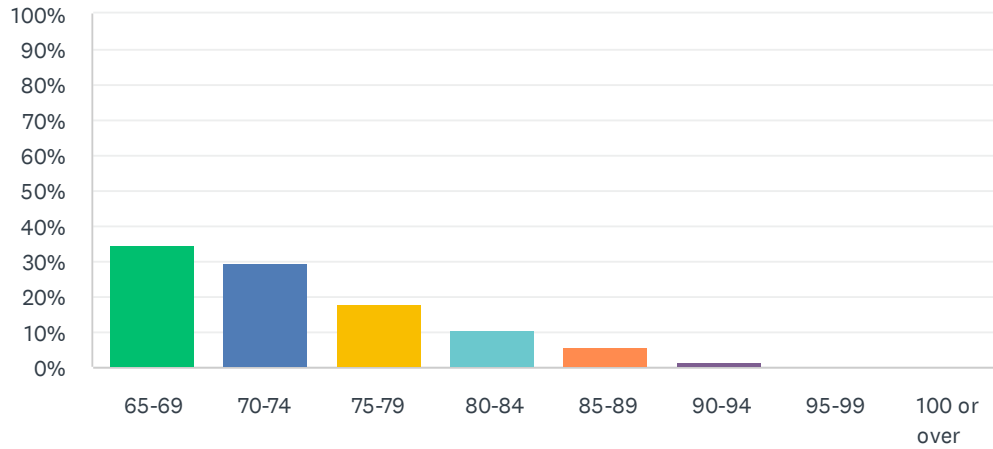
Answered: 438 Skipped: 52



ANSWER CHOICES	RESPONSES	
Male	30.82%	135
Female	66.21%	290
Other, or prefer not to answer	2.97%	13
TOTAL		438

Q28 What was your age in years at your last birthday?

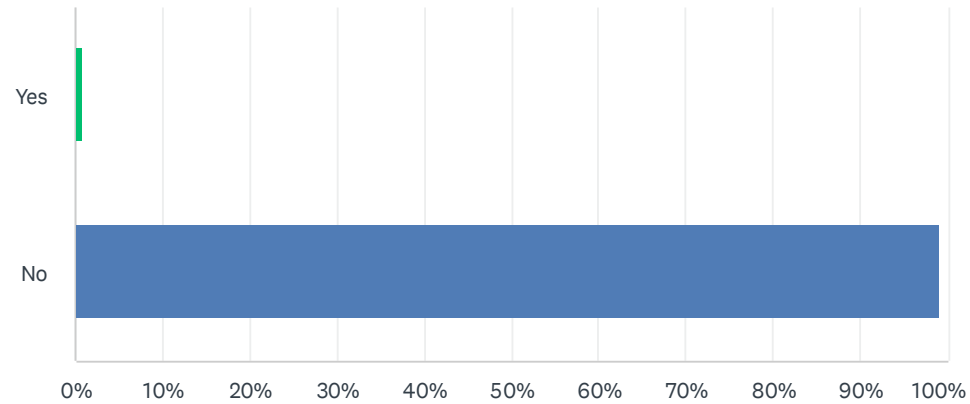
Answered: 434 Skipped: 56



ANSWER CHOICES	RESPONSES
65-69	34.79% 151
70-74	29.49% 128
75-79	17.74% 77
80-84	10.37% 45
85-89	5.76% 25
90-94	1.61% 7
95-99	0.23% 1
100 or over	0.00% 0
TOTAL	434

Q29 Are you of Hispanic, Latino, or Spanish origin?

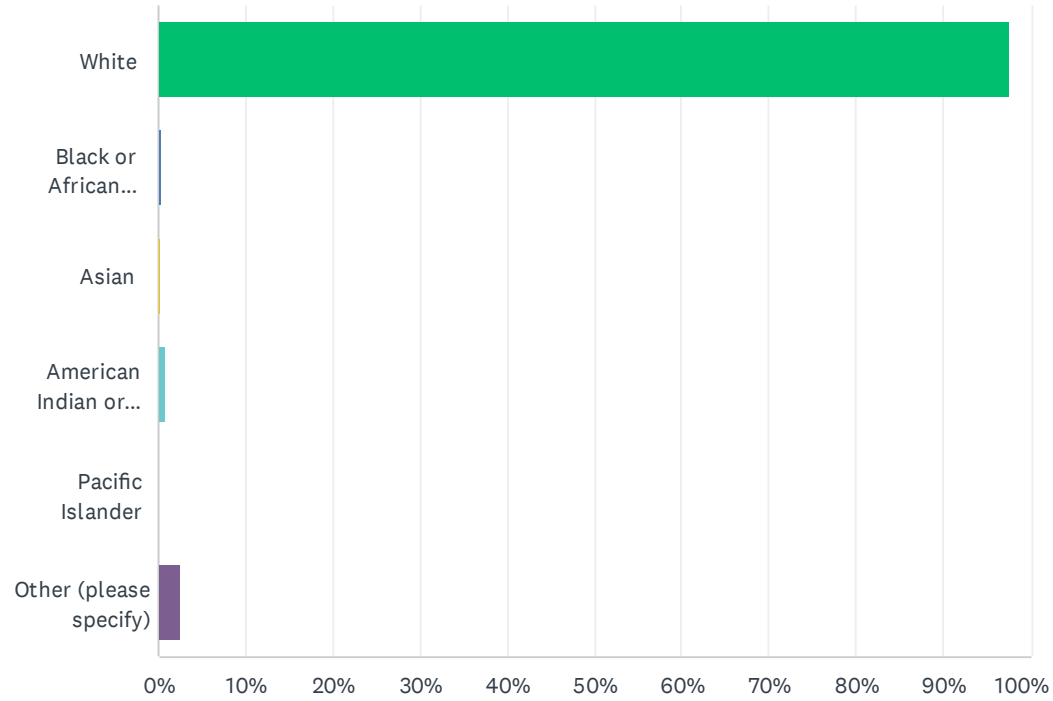
Answered: 424 Skipped: 66



ANSWER CHOICES	RESPONSES	
Yes	0.94%	4
No	99.06%	420
TOTAL		424

Q30 What is your race? (Select all that apply):

Answered: 428 Skipped: 62



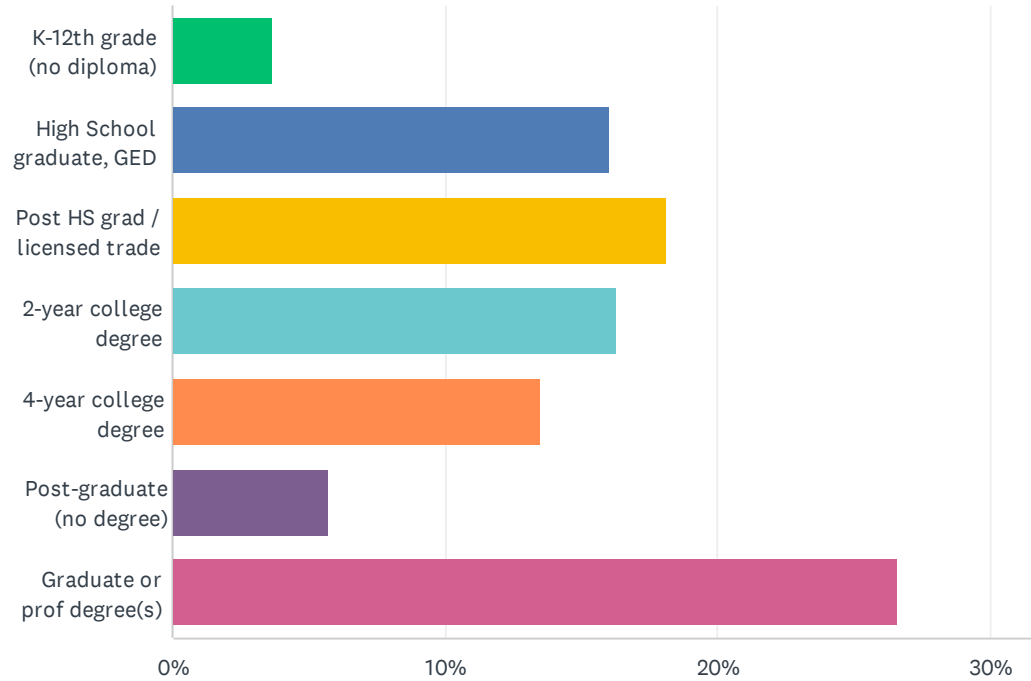
Survey of East Hampton Older Adults' Needs

ANSWER CHOICES	RESPONSES	
White	97.66%	418
Black or African American	0.47%	2
Asian	0.23%	1
American Indian or Alaskan native	0.93%	4
Pacific Islander	0.00%	0
Other (please specify)	2.57%	11
Total Respondents: 428		

#	OTHER (PLEASE SPECIFY)	DATE
1	french and polish	10/30/2021 4:37 PM
2	N/A	10/25/2021 9:41 AM
3	Middle Eastern	10/20/2021 2:29 PM
4	Prefer not to answer.	10/12/2021 9:51 PM
5	American	10/5/2021 2:13 PM
6	Why do you need to this ? and the question #29 before this.	10/4/2021 10:33 AM
7	Human	10/2/2021 5:16 PM
8	A human	9/28/2021 6:55 PM
9	Spanish	9/23/2021 8:13 PM
10	N/a	9/17/2021 5:06 PM
11	Human	9/17/2021 10:09 AM

Q31 What is the highest level of education that you have completed?

Answered: 436 Skipped: 54

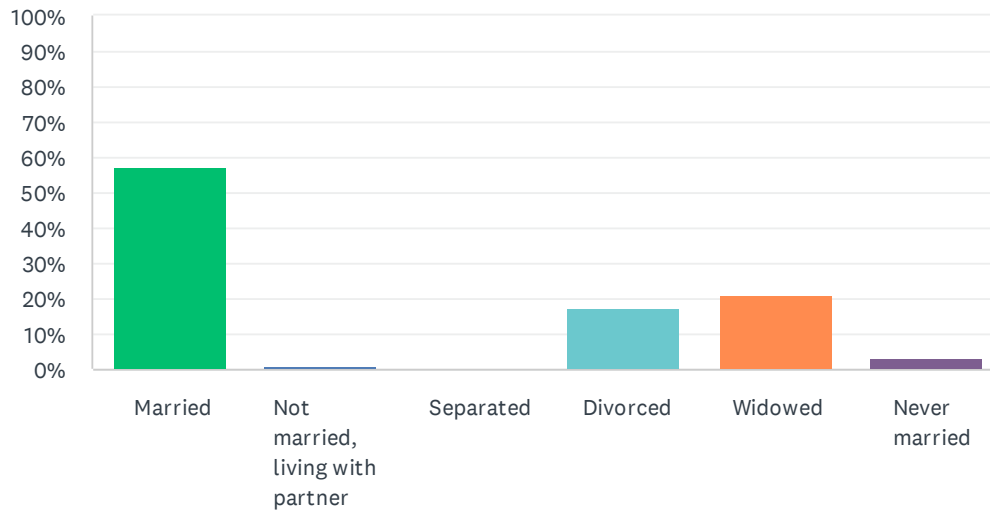


Survey of East Hampton Older Adults' Needs

ANSWER CHOICES	RESPONSES	
K-12th grade (no diploma)	3.67%	16
High School graduate, GED	16.06%	70
Post HS grad / licensed trade	18.12%	79
2-year college degree	16.28%	71
4-year college degree	13.53%	59
Post-graduate (no degree)	5.73%	25
Graduate or prof degree(s)	26.61%	116
TOTAL		436

Q32 What is your current marital status?

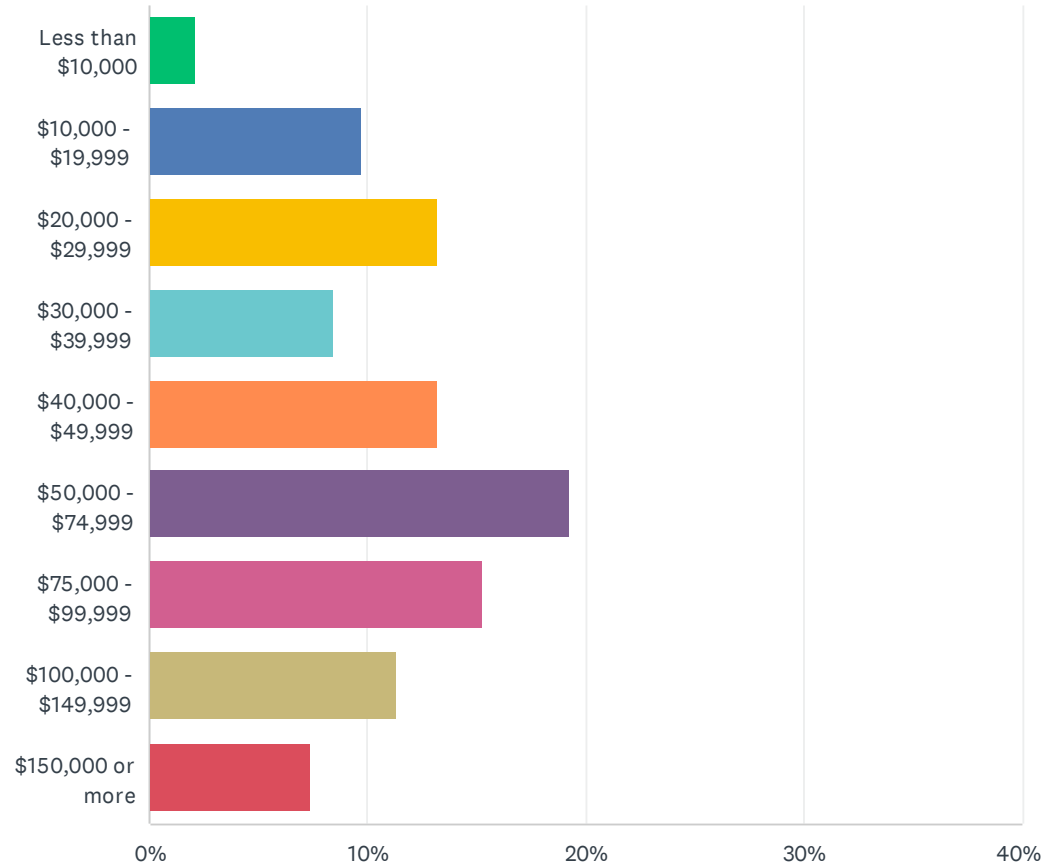
Answered: 436 Skipped: 54



ANSWER CHOICES	RESPONSES	
Married	57.34%	250
Not married, living with partner	1.15%	5
Separated	0.46%	2
Divorced	17.20%	75
Widowed	20.87%	91
Never married	2.98%	13
TOTAL		436

Q33 What was your annual income before taxes in 2020?

Answered: 379 Skipped: 111



Survey of East Hampton Older Adults' Needs

ANSWER CHOICES	RESPONSES	
Less than \$10,000	2.11%	8
\$10,000 - \$19,999	9.76%	37
\$20,000 - \$29,999	13.19%	50
\$30,000 - \$39,999	8.44%	32
\$40,000 - \$49,999	13.19%	50
\$50,000 - \$74,999	19.26%	73
\$75,000 - \$99,999	15.30%	58
\$100,000 - \$149,999	11.35%	43
\$150,000 or more	7.39%	28
TOTAL		379

Subgroups Summary of COA Survey

The East Hampton Commission on Aging survey of older adults' needs was analyzed as a whole and reported separately in the document entitled, "Executive Summary of COA Survey." That report focused on ALL responses taken as a whole (e.g., the entire Venn diagram); this report focuses on specific groups of respondents (several circles within that diagram) chosen for their possible unique needs.

Each group was compared to the whole for every question. For questions that the group answered differently from the whole, that difference is summarized, and listed as "(% of group v. % of whole)." At the end of each group report is a list of question numbers for which the group and the whole agreed closely.

Validity of incomplete surveys 482 people submitted surveys, of which SurveyMonkey judged 413 to be complete. For all questions and all of their subparts, both groups of responses were statistically essentially identical. Thus the 69 incomplete responses can be tallied as valid responses.

GROUPS:

A. 80 years old or over: 78 responses

Housing:

2. Fewer own their home or live in a single family house (67% of 80+ year olds v. 85% of all responders); more live in multi-family, apartment, or senior housing (55% v. 26%)
4. More said it is very important to stay within 5 miles if they moved (36% v. 24%)
5. Given their current health and finances, more want a senior apartment, a senior community, or a multi-level senior community (73% v. 45%)
6. More found at least one of: lack of in-home assistance, health status, and maintenance needs to be barriers to their preferred housing (59% v. 34%)
7. More show interest in 1 bedroom (48% v. 30%), and 1 bath (56% v. 41%) apartments
9. Fewer judge themselves likely to use an ADU in next few years (7% v. 15%) - although 42% wanted "more info" to decide

Transportation:

10. Slightly fewer own or have easy access to a car (91% v. 97%)
11. More have health issues interfering with driving (36% v. 22%)
12. Fewer drive themselves to do errands (74% v. 90%), more are driven (28% v. 13%)
13. Fewer get out 5+ times a week (51% v. 64%), more get out 3-4 times a week (32% v. 24%)
15. More have difficulty getting to out of town medical appointments (30% v. 14%)

Health care and affordability:

17. Of those 80+ years old: 17-18% noted unmet needs for each service: home care services, certified home care providers, and specialty care providers.
18. More are fully vaccinated against Covid-19 (97% v. 93%)
19. News sources: fewer use social media (23% v. 37%), more use the Senior Center (45% v. 24%)
21. Fewer are working in retirement due to finances (9% v. 23%) - but note age 80+
23. Fewer are free from loneliness (15% v. 26%)
24. Of those 80+ years old: in past year, 8% worried that food would run out without ability to buy more
25. Of those 80+ years old: in past year, 9% found food did run out while out of money to buy more

Demographics and final questions:

26. More say East Hampton is a good place for people to live as they age (52% v. 46%)
27. A higher proportion of this group of respondents was male (36% v. 31% of whole survey)
28. This group is all age 80 or greater
31. More had no education or skilled trade beyond high school (41% v. 20%)
32. Fewer are married (32% v. 57%), but more are widowed (53% v. 21%)
33. More have low income: below \$20k (26% v.12%), or below \$30k (43% v. 25%)

Questions numbers for which answers were very similar for the 80 years and older group, and the whole set of responses: 1,3,8,14,16,20,22,29,30.

B. Income below \$30,000: 95 responses

Housing:

2. Fewer own their own house or live in a single family house (66% v. 85%); more live in multi-family, apartment, or senior housing (44% v. 26%); more live on one floor (60% v. 42%), and more find maintenance of dwelling and grounds overwhelming (40% v. 30%)
4. Slightly more said it was very important to stay within 5 miles if they moved (32% v. 24%)
5. Given their current health and finances, fewer want their own home (61% v. 79%), and more want assisted living (22% v. 9%), an apartment in a senior community (34% v. 17%), or a multi-level senior community (29% v. 17%)
6. More noted barriers to preferred housing: unaffordable (44% v. 22%), lack of in-home assistance (13% v. 7%), health status (15% v. 7%), and maintenance needs (42% v. 20%)
7. More show interest in 1 bedroom (59% v. 30%), and 1 bath (65% v. 41%) apartments

8. More wanted more information about Accessory Dwelling Units (ADU's) (55% v. 40%)
9. Although 15% of both this group and the whole response set thought an ADU was an option they might use, more in this group needed further information (51% v. 41%)

Transportation:

10. Slightly fewer own or have easy access to a car (91% v. 97%)
13. Fewer get out 5+ times a week (54% v. 64%), more get out less than once a week (7% v. 2%)
14. Fewer think public transportation is: safe (73% v. 81%), affordable (57% v. 68%), or convenient (32% v. 24%)
15. More have difficulty getting to out of town medical appointments (32% v. 15%)

Health care and affordability:

17. This group noted unmet needs for: safe walking nearby (37%), certified home care providers (31%), specialty care providers (29%), info on health and support (28%), fitness classes and home care services (both 27%)
19. News sources: fewer use social media (28% v. 37%), more use the Senior Center (42% v. 24%)
20. Fewer will be able to support themselves in retirement (57% v. 81%)
21. More will have to work in retirement (36% v. 23%)
22. Fewer feel financially able to remain in East Hampton during retirement (68% v. 81%)
23. Fewer are free from loneliness (19% v. 26%)
24. Of those with incomes below \$30,00: in past year, 27% worried that food would run out without ability to buy more
25. Of those with incomes below \$30,00: in past year, 21% found food did run out while out of money to buy more

Demographics and final questions:

28. This group has fewer under 75 y/o (41% v. 65%), and more over 80 y/o (32% v. 18%)
31. More had no education or skilled trade beyond high school (42% v. 20%)
32. Fewer are married or living with a partner (25% v. 57%), but more are divorced or widowed (69% v. 21%)
33. This group all had incomes below \$30,000

Questions numbers for which answers were very similar for the income under \$30,000 group and the whole set of responses: 1,3,11,12,16,18,26,27,29,30.

C. Income above \$30,000: 284 responses

Note that this group's responses to questions and subparts of questions almost always closely matched the answer percentages of the entire set of 482 responses. These few questions showed differences:

Housing:

7. Fewer prefer a 1 bedroom (19% v. 30%) and 1 bath (32% v. 41%) apartment.

Transportation:

no significant differences

Health care and affordability:

19. Fewer used the Senior Center as a source for news (17% v. 24%)

24. Of those with incomes above \$30,00: in past year, 4% worried that food would run out without ability to buy more

25. Of those with incomes above \$30,00: in past year, 2% found food did run out while out of money to buy more

Demographics and final questions:

31. Fewer had no education or skilled trade beyond high school (13% v. 20%), while more had graduate or professional degrees (32% v. 27%)

32. More were married (68% v. 57%), and fewer were divorced (10% v. 17%)

33. More had income of \$100,000 or more (25% v. 18%)

D. Males: 135 responses

Housing:

2. Fewer are overwhelmed by dwelling maintenance (15% v. 30%) or grounds maintenance (18% v. 33%)

5. Fewer preferred choices of senior apartment, senior community, or multi-level senior facility (28% v. 45%)

8. Fewer want additional information about ADUs (33% v. 40%)

Transportation:

12. Fewer get around town driven by others (6% v. 13%)

14. More think that public transportation is safe, accessible, affordable, convenient, available, and adequate for people with disabilities (approximately 8% more on each answer)

Health care and affordability:

17. This group noted unmet needs for: fitness classes (22%), info on health (25%), home care services (26%), certified home care providers (21%), safe walking nearby (24%), and specialty care providers (22%)

19. Fewer used social media (24% v. 37%) and the Senior Center (15% v. 24%) as sources of news and current events

Demographics and final questions:

27. All of this group identified as male

31. Fewer had no education or skilled trade beyond high school (13% v. 20%), while more had graduate or professional degrees (32% v. 27%)

32. More were married (73% v. 57%), and fewer were divorced (8% v. 17%) or widowed (13% v. 21%)

33. More had income of \$100,000 or more (25% v. 18%)

E. Not married or living with partner: 181 responses

Note that these respondents may be living with family or friends and not alone.

2. Fewer own their own house or live in a single family house (76% v. 86%); more live in multi-family, apartment, or senior housing (39% v. 26%); more live on one floor (56% v. 42%), and more find maintenance of dwelling and grounds overwhelming (42% v. 30%)

4. More find it very important to stay within 5 miles if they move (32% v. 24%)

5. Given their current health and finances, fewer want their own home (61% v. 79%), and more want to own a senior apartment (16% v. 11%), rent an apartment in a senior community (28% v. 17%), or a multi-level senior community (22% v. 17%)

6. More noted barriers to preferred housing: unaffordable (34% v. 22%), not available in town (33% v. 25%), and maintenance needs (25% v. 20%)

7. More show interest in 1 bedroom (49% v. 30%), and 1 bath (58% v. 41%) apartments

8. More wanted additional information about Accessory Dwelling Units (ADU's) (47% v. 40%)

Transportation:

15. more had difficulty getting to out often medical appointments (25% v. 15%)

Health care and affordability:

17. This group noted unmet needs for: wellness classes (27%), fitness classes (31%), info on health (25%), home care services (25%), certified home care providers (24%), safe walking nearby (33%), and specialty care providers (23%)

19. More used the Senior Center as a source for news (32% v. 24%)

20. Fewer will be able to support themselves in retirement (69% v. 81%)

23. More feel loneliness at least some of the time (57% v. 40%); more are lonely often or always (6% v. 3%)

24. Of those not married or living with partners: in past year, 16% worried that food would run out without ability to buy more

25. Of those not married or living with partners: in past year, 11% found food did run out while out of money to buy more

Demographics and final questions:

27. Of those not married or living with partners: 18% of respondents identified as male and 81% as female.

28. Fewer were age 65-69 (21% v. 35%)

31. More had no education or skilled trade beyond high school (31% v. 20%); fewer had graduate or professional degrees (20% v. 27%)

32. Of this group who were not married or living with a partner: 41% divorced, 50% widowed, and 7% never married

33. More have low income: below \$20k (24% v.12%), or below \$30k (44% v. 25%)



Unsolicited Write-in Comments on Paper Surveys

Survey of East Hampton Older Adults Needs

NOTE: All write-in comments on paper surveys for questions 1, 4, 16, 19, 28 were captured in the main survey report. These are additional write-in comments in spaces not intended for write-in responses.

Additional Comments not tied to a survey question:

- I do not understand why Seniors in Chatham Court have to pay for their television now. that provides a hardship for many and is very unfair.
- What concerned me the most is the water in East Hampton. We have a private water conditioning system that we have serviced every year. We spend hundreds of dollar yearly for our water system and still the water is poor quality. I have had items that I washed ruined by the poor water. I wash something that is white and it comes out of the washer with rust stains. We need a public water system in East Hampton.
- Note: all of questions are answered as to current health. Another fall and or some break could change all. E Hampton needs more affordable single level apartments with washer-dryer etc. 1+2 bedroom. / Daughter's note: A big concern is circumstances can change quickly with this population. Health issues: a broken hip, stroke, death of spouse. What might be working currently could change in an instant. The town has no facilities or services to ease that type of transition.
- * Colchester has 5 Senior low income complexes - * We've had same 2 forever - Need more! please
- * Suggestions - Give the low income seniors more of a tax break. Thank you for \$750 donation - my tax just went up that much! Help!
- As an addendum to the recent survey for senior citizens of East Hampton, I would like to include the following comments. Many of our growing population of seniors have resided in and have supported East Hampton for a number of years. I feel that consideration should be given for some sort of tax relief. Seniors subsist on a fixed income. We are willing to pay our fair share and have done so for a many years. However, increasing taxes are placing an undo burden on the seniors of our town. Increasing taxes are one of the biggest reasons why many of our senior population have had to consider relocating our of our town and state.

- My concern – no family – need to take care of myself independently. No long term care insurance.
- We now manage very well personally, but if things were to change we would need affordable wheel chair accessible housing with washer, drier, walk-in showers etc. We don't feel that E. Hampton could meet those needs.
- Lets do something for seniors, like good size affordable housing. Other towns do a lot more for their seniors. Do something this time not like last survey.”

HOUSING QUESTIONS:

2. Here is a set of questions about your current housing. Please circle YES or NO for each.

- A) Do you own your housing? - - - - - YES NO
- B) Single family house? YES NO
- C) Multi-family house? - - - - - YES NO
- D) Apartment? YES NO
- E) Senior housing? - - - - - YES NO
- F) One floor living? YES NO
- G) Is maintenance of your dwelling overwhelming? - - YES NO
- H) Is maintenance of your grounds overwhelming? YES NO
- I) Convenient to services? - - - - - YES NO
- J) Convenient to transportation? YES NO

COMMENTS:

- B) YES – condo
- E) Chatham Acres
- H) hire most of it
- H) NO - association fees
- J) not sure

3. Do you need to make changes to your home in order to stay there?

A) yes (Please write in what changes you need to make): _____

B) no

C) not applicable

Additional comments not under "A) yes"

- Don't understand.

5. Given your current health and finances, how much would you prefer to live in each type of housing now? (high / medium / low preference):

- A) my own home - - - - - HIGH MEDIUM LOW preference
 - B) one level private house HIGH MEDIUM LOW preference
 - C) local assisted living facility - - - - HIGH MEDIUM LOW preference
 - D) own a senior apartment HIGH MEDIUM LOW preference
 - E) rent an apartment in senior community - HIGH MEDIUM LOW preference
 - F) senior living community with independent and assisted living, and skilled nursing HIGH MEDIUM LOW preference
 - G) other - Please explain: _____
-

Additional comments not under "G) other":

- D) not affordable or available
- E) if needed in future
- What plans for more affordable housing are in the works?

6. Are any of these barriers keeping you from living in your preferred housing? (yes/no for each)

- A) unaffordable - - - - - YES NO
- B) need in-home assistance you can't get YES NO
- C) health status - - - - - YES NO
- D) not available in town YES NO
- E) would need too much maintenance - - YES NO
- F) other - Please explain:

Additional comments not under "F) other":

- A) ?, E) ?
- A) at some point it will be
- F) Fine now.
- quiet area
- taxes too high
- not at present
- If health status would change, some answers would change

7. What would an ideal apartment or home for you contain? (yes/no for each)

- A) 1 bedroom - - - - - YES NO
 - B) 2 bedrooms YES NO
 - C) 1 full bathroom only - - - - - YES NO
 - D) 1 full bathroom and half bathroom YES NO
 - E) separate kitchen - - - - - YES NO
 - F) living / dining room open plan YES NO
 - G) handicap accessible - - - - - YES NO
 - H) other - Please explain: _____
-

Additional comments not under "H) other":

- G) NO - not at the moment.

There is a newer housing option of accessory apartments called an Accessory Dwelling Unit, or “ADU.” They are small (up to 900 square feet), 1-2 bedroom units that can be added to a property that already has a free standing house, and either be attached to the house, or separate from it. They are a well-recognized more affordable option than a free-standing house. East Hampton currently allows them by special permit.

8. Are you interested in finding out more about ADU’s? YES NO

COMMENTS:

- interesting
- I would like to learn more.
- YES – please. 900’ sounds like a mansion! 420 sq feet is my housing apt now.

9. Does an Accessory Dwelling Unit sound like an option that you might use in the next few years? YES NO CANNOT TELL, NEED MORE INFORMATION

COMMENTS:

- I would rent out ADU
- Yes and Need more information. Not enough room on my property for this. Great idea!

TRANSPORTATION QUESTIONS

10. Do you own or have easy access to a car? YES NO

COMMENTS:

- but have to go down stairs

11. What health issues interfere with your driving?

- A) none
 - B) vision
 - C) hearing
 - D) tiredness
 - E) weakness / arthritis
 - F) memory
 - G) other. Please explain: _____
-

Additional comments not under "G) other":

- vision, weakness, arthritis, stroke
- I would like to learn more.

12. How do you usually get around town for shopping, visiting, errands, etc.? Please circle how frequently you use the option:

- A) walk - - - - - FREQUENT NOT FREQUENT NOT AT ALL
 - B) drive myself FREQUENT NOT FREQUENT NOT AT ALL
 - C) someone else drives me FREQUENT NOT FREQUENT NOT AT ALL
 - D) taxi FREQUENT NOT FREQUENT NOT AT ALL
 - E) Uber or Lyft - - - - - FREQUENT NOT FREQUENT NOT AT ALL
 - F) public transportation FREQUENT NOT FREQUENT NOT AT ALL
 - G) ride a bike - - - - - FREQUENT NOT FREQUENT NOT AT ALL
 - H) senior van FREQUENT NOT FREQUENT NOT AT ALL
 - I) another way. Please explain: _____
-

Additional comments not under "I) another way":

- information on public transportation how - where - how often ect
- A) local round block
- B) could
- C) Husband

13. How many times do you leave your home in a typical week?

- A) <1
- B) 1-2
- C) 3-4
- D) 5 or more
- E) I am homebound

COMMENTS:

- Varies
- 3-4 for local in town services
- B) due to covid

14. Do you think public transportation is: [yes/no options for each answer]

- A) safe? - - - - - YES NO
- B) accessible? YES NO
- C) affordable? - - - - - YES NO
- D) convenient? YES NO
- E) available when you need it? - - - - YES NO
- F) adequate for people with disabilities? YES NO

COMMENTS:

- A) pandemic germs, B) could be better
- A) safe with a friend, not alone
- A) ?
- B,C,D,E,F): Don't know
- C) don't know
- C) don't know
- C, D): don't know
- E) NO - not really
- F) don't know
- AZ has taxi vouchers.

15. How much difficulty do you have getting to and from out of town medical appointments?

- A) A lot
- B) Some
- C) Little or none

COMMENTS:

- WINTER hard to get a ride Great neighbors
- C) or I drive, or a family or neighbor takes me.

HEALTHCARE AND AFFORDABILITY QUESTIONS:

17. Are your needs being met for: (Please circle yes, no, or not applicable]

- A) Wellness classes in areas such as weight control and exercise - YES NO N/A
- B) fitness activities specifically geared towards older adults YES NO N/A
- C) conveniently located health and social services - - - - - YES NO N/A
- D) conveniently located emergency care centers YES NO N/A
- E) access to information on local health and supportive services - - YES NO N/A
- F) home care services including health, personal care, housekeeping YES NO N/A
- G) affordable certified home health care providers - - - - - YES NO N/A
- H) safe and convenient areas to walk YES NO N/A
- I) primary care physicians, nurse practitioners, physician assistants - YES NO N/A
- J) specialty care physicians, nurse practitioners, physician assistants YES NO N/A
- K) organizations, groups, and/or churches to join - - - - - YES NO N/A
- L) a safe and secure neighborhood YES NO N/A
- M) access to COVID-19 vaccine - - - - - YES NO N/A
- N) access to annual flu vaccine YES NO N/A

COMMENTS:

- B) Don't know.
- C) no swimming pool
- C) need more social services. L) not with airBNB. Recent domestic abuse at rental (short term). Limited mental health professionals for all ages. Are you aware of those in need of diabetic supplies and medicines? Are there medical advocates available to help those in need? Thank you
- D) ?
- E) Don't know
- E) ER Marlborough
- F) Don't know
- I) and J) NO - if Marlborough/Middlesex ER is considered close by or convenient, then OK. Is there anything in Town?
- J) Foot doctor used to do house calls for toe nail cutting. Now does not. No one will do it in home!
- J) Maybe [needs being met for specialty care]
- L) much anxiety since 63 year old woman beaten and abducted in Marlborough Big Y parking lot!!!
- M) ? [needs being met for access to Covid-19 vaccine]

18. Are you fully vaccinated against COVID-19? YES NO prefer not to say

COMMENTS:

- unless they change it

20. Do you have, or will you have enough money to support yourself during your retired years? YES NO

COMMENTS:

- I hope so
- I do not know
- not sure yet
- yes + no
- Not sure yet. Huge tax increase just hit. taxes - Usually mtge revaluation increase is \$20 month more or so. This year it's up \$60 per month. Town hall tax has not hit yet. And not enough housing now.
- So far – future uncertain.
- YES - as I live in senior housing.
- YES – hope so!

21. Do you have or will you have to continue to work during your retired years due to financial needs? YES NO

COMMENTS:

- [NO] disabled
- Inflation?
- not sure yet
- no + yes
- yes and it's good for health.
- NO – hope not!

22. Are you financially able to remain in East Hampton during your retired years?
YES NO

COMMENTS:

- Taxes?
- My income is below the Base Rent that they require at Senior Housing. When I moved in I had two incomes. Now I only have my social security. The rent they want is half of my social security. It is real sad that I have to almost beg to get the help I need. I'm still waiting. Also- when I moved in Comcast was included in the rent it always was included in the rent. Now it is no longer included. I am so upset I don't know what to do or who to turn to for help.
- I do not know
- not with the current tax hikes + sewer bill \$520.00 this year!! Ridiculous
- yes + no cost of living
- DON'T KNOW
- So far – future uncertain.
- YES - as I live in senior housing.
- YES – however I may have an in law apt to move into, in another town.
- NO – Taxes should be frozen when your a senior/ very little like Florida & other states.

23. How often do you feel lonely?

- A) Often / always,
- B) Some of the time
- C) Occasionally
- D) Hardly ever
- E) Never

COMMENTS:

- A) B) C) I often Face Time my Friends and Family 😊
- A) B) C) Covid! Due to Community room not allowing us to be 6' apart with masks, so might increase now getting colder to visit outside.

24. In the last year, how often were you worried that your food would run out before you got money to buy more? OFTEN SOMETIMES NEVER

COMMENTS:

- Never – I'm blessed.

25. In the last year, how often did the food you bought not last long enough, and you didn't have money to buy more? OFTEN SOMETIMES NEVER

COMMENTS:

- Never – blessing.

DEMOGRAPHICS/ FINAL Q's

26. How would you rate East Hampton as a place for people to live as they age?

- A) Good
- B) Fair
- C) Poor

COMMENTS:

- Excellent
- B) Need more places for Baby Boomers living longer
- B) Taxes and better run senior center.

27. What is your gender?

- A) Male
- B) Female
- C) Other or prefer not to answer]

COMMENTS:

- (We have over 20 kinds now)

29. Are you of Hispanic, Latino or Spanish origin? YES NO

COMMENTS:

- Why do you need to know that? Are they different?
- all Conn [nearly illegible]
- I'm multi-racial – a bit of everything.

30. What is your race? Check all that apply.

A. White

B. Black or African American

C. Asian

D. American Indian or Alaskan

E. Pacific Islander

F. Other: please specify: _____

Additional comments not under "F. Other":

• U.S.A. cit

• NA as I was adopted. 😊

31. What is the highest level of education that you have completed?

- A. K-12th grade (no diploma)
- B. High School graduate, GED, or equivalent
- C. Post high school education/ training or licensed trade
- D. 2-year college degree
- E. 4-year college degree
- F. Post-graduate study (no degree)
- G. Graduate or professional degree(s)

COMMENTS:

- D) Human Service Degree and G) Nursing Degree, HIV Counseling Degree

32. What is your current marital status?

- A. Married
- B. Not married, living with partner
- C. Separated
- D. Divorced
- E. Widowed
- F. Never married

COMMENTS:

- Intentionally unmarried
- D) and single

33. What was your annual income before taxes in 2020?

- A. Less than \$10,000
- B. \$10,000 - \$19,999
- C. \$20,000 - \$29,999
- D. \$30,000 - \$39,999
- E. \$40,000 - \$49,999
- F. \$50,000 - \$74,999
- G. \$75,000 - \$99,999
- H. \$100,000 - \$149,999
- I. \$150,000 or more

COMMENTS:

- Prefer not to answer
- varies - PT sales
- B) don't do taxes



**EAST HAMPTON
CERTIFICATION
2021**





WHAT IS SUSTAINABLE CT?

- Mission-driven, rigorous certification program
- Understands economic, environmental, and human well-being are linked
- Free, voluntary, grass roots + municipal, “for towns, by towns” effort
- Developed by the Institute for Sustainable Energy, ECSU, in partnership with the Connecticut Conference of Municipalities (CCM)
- Rewards CT towns for completing sustainability “actions” across town systems, for example:
 - Local economy
 - Land and Natural Resources
 - Arts and Culture
 - Planning
 - Transportation systems
 - Infrastructure
 - Public Services
 - Housing



FACTS and FIGURES

- Established in 2017
- Two levels of certification: BRONZE and SILVER
- Level determined in part by points earned for actions accomplished
- As of December 2021, over half of CT municipalities (126 of 169) registered for certification; and 69 registrants have earned BRONZE (42) or SILVER (27)

WHY GO FOR CERTIFICATION?

the PROCESS

1.

Helps identify sustainability gaps and opportunities

2.

Provides rallying point and community-wide opportunity to share in collective vision

3.

Offers access to matching funds for projects

4.

Recognizes/showcases our accomplishments and commitment to sustainability

5.

Promotes civic pride

6.

Serves as tool to attract new business, smart development, skilled workforce, new families

the CREDENTIAL



WHAT DOES ACTION LOOK LIKE?

EXAMPLES OF THE 200+ QUALIFYING POSSIBILITIES

- Purchasing of sustainable goods and services
- Watershed protection programs
- Arts and culture initiatives
- Inventory and assessment of historic resources
- Pro-sustainability permitting process
- Agriculture friendly practices
- Energy use reduction across municipal buildings
- Healthy and sustainable food networks
- Housing needs assessment





TOWN

WHO IS ON THE TEAM?

- Town Council
- Town Manager
- Town Departments



RESIDENTS

- Elected officials
- Volunteers

SUSTAINABLE CT

- Key staff available one-on-one, through webinars, connections, and robust suite of digital tools and templates.

HOW WILL WE GET THERE?



JAN 2022



MONTHS



2023

- **Establish Sustainability Team** of Town employees/resident volunteers of 3 members, one of which must be an elected official or staff member
- **Partner with Town** departments and commissions while minimizing time demands
- **Create inventory of accomplishments** and establish time-lines ongoing and new projects
- **Establish goals** for achieving maximum points
- **Submit draft application** and support materials to Sustainable CT for input and counsel
- **Strengthen and complete application**
- **Submit final application** for BRONZE



HOW CAN TOWN COUNCIL HELP?

- Provide INPUT, GUIDANCE, and APPROVALS for viable actions
- Help promote and communicate East Hampton's participation in program
 - Across: municipal, professional, and personal networks
- Assist with key introductions
- Volunteer to join an Action Team
 - Recruiting for: Energy, Environment, Affordable Housing
- Participate/support participation in possible training sessions/webinars
 - e.g., watershed preservation; sustainable purchasing
- Recommend possible candidates to serve as project interns
- Ask lots of questions
- Be a source for solutions
- Pass the resolution to begin the process

IMAGINE A
SUSTAINABLE,
THRIVING,
VIBRANT,
INCLUSIVE,
INVITING,
INNOVATIVE,
CELEBRATED,
RECOGNIZED
EAST HAMPTON.



JOIN SUSTAINABLE CT, ADOPT THE RESOLUTION TO GET STARTED



**THERE IS NO POWER FOR CHANGE
GREATER THAN A COMMUNITY
DISCOVERING WHAT IT CARES
ABOUT.**

Margaret Wheatley





My Account

About

Actions & Certifications

Actions

Updates & Past Actions

Archived Certification Reports

Certification Overview

Climate Leader

Action Benefits

Action Categories

Why Participate?

FAQs on Certification

Trainings & Events

Support For Your Town

Funding

Sponsor Us

Why Participate?



is...



Each Sustainable CT action has multiple benefits with an [associated icon](#), in addition to contributing to the improvements attributed to the category (e.g., thriving local economies, vibrant and creative cultural ecosystems). Your community will also benefit from:

Recognition

Put your municipality on the map for its existing sustainability successes.

Peer Learning

Be part of a vibrant, locally-driven network to accelerate the exchange of information, materials and best practices.

Funding and Other Resources

Leverage existing funding, access opportunities for new funding, and connect with our [Sustainable CT](#)

Inspiration

Inspire other municipalities with your stories and accomplishments.

The Future

Current and future residents depend on forward-looking, local action now to ensure vibrant economies and healthy, resilient communities in the future.

Economic Benefit

Demonstrate municipal commitment to sustainability, and businesses and potential residents may be more likely to

[Fellowship Program](#) to support local sustainability action.

Partnerships

Connect with partners—like other municipalities, regional entities, business and nonprofits—to create synergies and alignment with existing, data-driven efforts.

Track Data

Utilize our framework to track your municipality's progress on specific sustainability indicators.

locate in your community, growing the local tax base.

Community Building

Through our uniform platform across municipalities, engage community stakeholders, increasing ownership, legitimacy and support for sustainability action.

Innovation

Be part of a learning laboratory that drives innovation.



- My Account
- About
- Actions & Certifications
- Trainings & Events
- Support For Your Town
- Funding
- Sponsor Us

- Employment Opportunities



CONTACT US

SITE MAP

JOIN OUR MAILING LIST:

EMAIL

BY SUBMITTING THIS FORM, YOU ARE CONSENTING TO RECEIVE MARKETING EMAILS FROM: INSTITUTE FOR SUSTAINABLE ENERGY AT EASTERN CONNECTICUT STATE UNIVERSITY, 372 HIGH STREET, WILLIMANTIC, CT, 06226, US, [HTTP://SUSTAINABLECT.ORG/](http://SUSTAINABLECT.ORG/). YOU CAN REVOKE YOUR CONSENT TO RECEIVE EMAILS AT ANY TIME BY USING THE [SAFEUNSUBSCRIBE@](#) LINK, FOUND AT THE BOTTOM OF EVERY EMAIL. [EMAILS ARE SERVICED BY CONSTANT CONTACT.](#)

SIGN UP



- [My Account](#)

- [About](#)

- [Actions & Certifications](#)
 - Actions
 - Updates & Past Actions
 - Archived Certification Reports
 - Certification Overview
 - Climate Leader
 - Action Benefits**
 - Action Categories
 - Why Participate?
 - FAQs on Certification

- [Trainings & Events](#)

- [Support For Your Town](#)

- [Funding](#)

- [Sponsor Us](#)

Action Benefits

In addition to the overall [benefits of participating](#) in Sustainable CT, every Sustainable CT action can produce multiple community benefits, depicted by the following icons:



Environmental Impacts

Cleaner air and water, and enhanced preservation of land and natural resources.



Greenhouse Gas Reductions

Reduced greenhouse gas emissions.



Health and Wellness

Optimal health and wellness for all residents.



Cost Savings

Cost savings to your municipal budget and operations.

Economic Well-Being

Stability and growth for local businesses, and job retention and creation.



Climate Resilience

Improved ability of your community to anticipate, adapt and flourish in the face of disruption.



Community Building

Enhanced connection of your residents to your local community, engaged partnership to improve your community, and enhanced resident awareness.



Equity

New, improved, and valued relationships between different members of your community. More inclusive decision-making and improved access to services and sharing of benefits with all residents - current and future - regardless of race, income, ability, age, gender, sexual orientation, etc.



- My Account
- About
- Actions & Certifications
- Trainings & Events
- Support For Your Town
- Funding
- Sponsor Us
- Employment Opportunities



- CONTACT US
- SITE MAP
- JOIN OUR MAILING LIST:
- EMAIL

BY SUBMITTING THIS FORM, YOU ARE CONSENTING TO RECEIVE MARKETING EMAILS FROM: INSTITUTE FOR SUSTAINABLE ENERGY AT EASTERN CONNECTICUT STATE UNIVERSITY, 372 HIGH STREET, WILLIMANTIC, CT, 06226, US, [HTTP://SUSTAINABLECT.ORG/](http://sustainablect.org/). YOU CAN REVOKE YOUR CONSENT TO RECEIVE EMAILS AT ANY TIME BY USING THE [SAFEUNSUBSCRIBE@](mailto:safeunsubscribe@sustainablect.org) LINK, FOUND AT THE BOTTOM OF EVERY EMAIL. [EMAILS ARE SERVICED BY CONSTANT CONTACT.](#)

TOWN OF EAST HAMPTON

Resolution Supporting Participation
In the Sustainable CT Municipal Certification Program

WHEREAS, Sustainable CT is a comprehensive, statewide, action-oriented voluntary certification program, built by and for municipalities, with the vision that: *Sustainable CT communities strive to be thriving, resilient, collaborative, and forward-looking. They build community and local economy. They equitably promote the health and well-being of current and future residents. And they respect the finite capacity of the natural environment.*

WHEREAS, Sustainable CT is designed to boost local economies, help municipal operations become more efficient, reduce operating costs, and provide grants and additional support to municipalities.

WHEREAS, the Town of East Hampton embraces an ongoing process of working toward greater sustainability, selecting which actions it chooses to pursue from the voluntary menu of actions provided by Sustainable CT.

RESOLVED, by the Town Council of the Town of East Hampton that we do hereby authorize the Town Manager, or designee, to serve as the Town of East Hampton's Sustainable CT contact person for the Sustainable CT Municipal Certification process and authorize him to complete Municipal Registration on behalf of the Town of East Hampton.

RESOLVED, that to focus attention and effort within the Town of East Hampton on matters of sustainability, and in order to promote the East Hampton Town Council's local initiatives and actions toward Sustainable CT Municipal Certification, the East Hampton Town Council revises the role of the Clean Energy Task Force to serve as a Sustainability Team.

RESOLVED, that the first meeting of the Sustainability Team must be held within 90 days of passing this resolution and that the Sustainability Team shall meet as frequently as needed, but no less than quarterly.

RESOLVED, that the Sustainability Team shall report annually to the East Hampton Town Council on the progress of its activities toward Sustainable CT certification, with reports and presentations made publicly available.

Approved this 25th day of January 2022.

TOWN COUNCIL

Mark Philhower, Chairperson

ATTEST

Kelly Bilodeau, Town Clerk

Office of the COLLECTOR OF REVENUE
KRISTY MERRIFIELD, CCMC
kmerrifield@easthamptonct.gov



January 25, 2022

To: The East Hampton Town Council,

The documentation for the tax refunds listed below is available in the Office of the Collector of Revenue for your review. There are twelve (12) refunds totaling \$7,152.74.

Respectfully Submitted,

Kristy L. Merrifield, CCMC
Collector of Revenue

1,852.36	⊕
2,443.52	⊕
455.63	⊕
260.00	⊕
328.76	⊕
495.00	⊕
52.38	⊕
506.79	⊕
581.83	⊕
51.36	⊕
27.04	⊕
98.07	⊕

012

7,152.74 ⊕