East Hampton Brownfields Program – Phase III
Environmental Site Assessment Report

Former Brookside Property
25 Skinner Street
East Hampton, Connecticut

Prepared for **Town of East Hampton**
20 East High Street
East Hampton, CT 06424

and

US EPA Region I
One Congress Street
Boston, MA 02114

Prepared by **VHB/Vanasse Hangen Brustlin, Inc.**
54 Tuttle Place
Middletown, Connecticut 06457

September 2013

Phase III Environmental Site Assessment

Former Brookside Property
25 Skinner Street
East Hampton, Connecticut

Prepared for **Town of East Hampton**
20 East High Street
East Hampton, CT 06424

and

US EPA Region I
One Congress Street
Boston, MA 02114

Prepared by **VHB/Vanasse Hangen Brustlin, Inc.**
54 Tuttle Place
Middletown, Connecticut 06457

Lead Investigator

Peter J. Chiarizio, LEP

Project QA Officer

Suzanne C. Courtemanche, PE, LSP, CHMM

Table of Contents

Introduction **3**

Background/ Site History 3
Previous Environmental Investigations 4
Environmental Setting 6

Phase III ESA Data Collection and Analysis **7**

Soil Boring Advancement and Soil Sample Collection 7
Monitoring Well Installation and Soil Sample Collection 8
Groundwater Sample Collection 9
Remediation Standard Regulations 9
Analytical Results 10
Data Validation 57

Conclusions **62**

Recommendations **68**

Figures

Figure No.	Title
1	Site Location Map
2	Sample Location Map
3	Generalized Groundwater Flow Maps (1/5/2012, 7/17/2013)

Tables

Table No.	Title
1	Groundwater Elevation Summary
2	Soil Analytical Results
3	Groundwater Analytical Results
4	Soil Data Validation
5	Groundwater Data Validation
6	REC Summary Table

Appendices

Appendix	Description
A	Limitations
B	Soil Boring Logs and Monitoring Well Construction Figures
C	Laboratory Analytical Reports – Soil, Groundwater

1

Introduction

At the request of the Town of East Hampton (herein referred to as the "Client"), Vanasse Hangen Brustlin, Inc. (VHB) conducted a Phase III Environmental Site Assessment (Phase III ESA) at the former Brookside property located at 25 Skinner Street in East Hampton, Connecticut (herein referred to as the "Site" and currently occupied by Epoch Arts). Figure 1 depicts the Site location. This report was prepared for the Client and is subject to the terms and conditions of the Agreement between the Client and VHB, as well as the Limitations provided in Appendix A.

This investigation was conducted as part of the East Hampton Brownfields Program utilizing EPA Brownfields Hazardous Material Assessment Grant funds (BF-96131801). It is our understanding that the Client intends to evaluate the environmental condition of the Site to facilitate improvements and potential redevelopment.

The objectives of this investigation were to collect additional information with the goal of release detection and delineation in areas where previous releases were detected. Site data is used to characterize subsurface conditions at a site and environmental condition with respect to human health and the environment.

This assessment included the advancement of soil borings, a monitoring well installation (MW-8), soil sample collection and analysis, and groundwater sample collection and analysis.

Background/ Site History

The Site consists of 1.85 acres of land located between Skinner Street and Pocotopaug Creek in East Hampton, Connecticut. The Site is identified on the Town of East Hampton Assessor's Map 2A as Block 49, Lot 1-3. The Site is zoned as "I" - Industrial. Figure 1 depicts the Site location and Figure 2 depicts the layout of the Site. The Site is currently owned and occupied by Epoch Arts. Epoch Arts is an arts and theater organization for community children and teenagers. Epoch Arts reportedly purchased the Site in 2008 filing a Property Transfer Form III and Environmental Condition Assessment Form (ECAF) as the certifying party with the Connecticut Department of Energy and Environmental Protection (CTDEEP). According to previous reports, the Site was developed in its current configuration in 1900. A previous mill at the Site was razed by fire in July 1890; it is likely that artificial fill in addition to coal and/ or wood ash is present at the Site.

The Site was used for various manufacturing operations (including brass bell manufacturing, toy manufacturing for Disney, powder coating, Freon cylinder manufacturing, and cardboard boxes) from 1900 to approximately 2007.

Prior to this investigation, six (6) groundwater monitoring wells existed at the Site from Phase II Environmental Site Assessment (ESA) activities conducted in December 2011. Based upon the Site topography and stream location, the flow direction was presumed to be toward the east / southeast for determining well placement in December 2011. This was confirmed during a well elevation survey conducted in July 2013. Depth to groundwater estimates were provided from soil borings completed at the Site during previous investigations. The depth to groundwater observed in the groundwater monitoring wells varied from one to two feet (1-2') below grade under the building and on the east side of the Site, to seven feet (7') below grade on the west side of the Site. Soils observed during a previous investigation at the Site included mostly fine to medium sand and gravel, with some silt in shallower soils, and coarser sands at greater depths. Large cobbles and boulders, possibly the bedrock surface in places such as boring B-210, are present at a depth of 4.5 feet to 7.5 feet below grade.

Previous Environmental Investigations

The following previous investigations were identified for the Site and reports were available for review:

- Phase I Environmental Site Assessment (ESA) dated 2006, Tighe & Bond, Inc.
- Phase I ESA dated May 2007, Advanced Environmental Solutions (AES) and Metcalf & Eddy (M&E), Inc.
- Limited Phase II ESA dated November 2008, M&E/AECOM, Inc.
- Supplemental Phase II Subsurface Investigation dated October 2012, VHB, Inc.

Tighe & Bond, Inc. Phase I ESA, dated 2006

A Phase I ESA was completed for the Site by Tighe & Bond and the findings are summarized in their report dated 2006. Findings were similar to the 2007 AES and M&E report and the findings of both reports are summarized below.

Advanced Environmental Solutions (AES) and Metcalf & Eddy (M&E), Inc. Phase I ESA, dated May, 2007

A Phase I ESA was completed for the Site by AES and M&E. The findings of the Phase I are summarized in a report dated May 2007. During the conduct of the Phase ESA the following Areas of Concern (AOCs)/Recognized Environmental Conditions (RECs) were identified.

- REC 1 – Loading Docks and Overhead Doors
- REC 2 – Elevator Shaft and Pit

- REC 3 – Potential Discharge Pipes adjacent to Creek
- REC 4 – Interior Stained Floor
- REC 5 – Potential Material Storage Area
- REC 6 – Discolored Soil and Void Area
- REC 7 – Underground Storage Tank (UST) on West side of Factory
- REC 8 – Drummed Waste Storage and Asbestos
- REC 9 – Reported Floor Drain
- REC 10 – Aboveground Storage Tanks (ASTs)
- REC 11 – Partially Buried Drums
- REC 12 – Pad-mounted Transformer
- REC 13 – Potential Asbestos Containing Floor Tile
- REC 14 – Potential Lead Based paint
- REC 15 – Potential Contaminated Sediment
- REC 16 – Potential Off-Site Upgradient Sources

Metcalf & Eddy (M&E)/AECOM, Inc. Phase II ESA, dated November, 2008

A Phase II ESA was completed for the Site by M&E/AECOM. The findings of the Phase II are summarized in a report dated November 2008. The investigation targeted specific Recognized Environmental Conditions (RECs) located exterior to the building. The following RECs were investigated as part of the M&E/AECOM Phase II. As a result of their investigation and review of the 2006 report, M&E/AECOM added another AOC identified as REC 17 – Site Wide Fill.

- REC 1 – Loading Docks Areas
- REC 5 – Potential Material Storage Area
- REC 6 – Discolored Soil and Void Area
- REC 7 – Underground Storage Tank
- REC 11 – Partially Buried Drums
- REC 17 – Site-Wide Fill

The Phase II ESA consisted of advancing six (6) soil borings using a Geoprobe® direct-push drill rig and the collection of four (4) hand auger samples. Soil samples were submitted for laboratory analysis of volatile organic compounds (VOCs), extractable total petroleum hydrocarbons (ETPH), polynuclear aromatic hydrocarbons (PAHs), semi-volatile organic compounds (SVOCs), and CTDEEP Remediation Standard Regulations (RSRs) fifteen (15) metals.

Vanasse Hangen Brustlin, Inc. (VHB), Supplemental Phase II Subsurface Investigation, dated October, 2012

Note: VHB also added an AOC for investigation identified as REC 18. As depicted on Figure 2, REC 18 is the concrete pad located west of the Site building. The former use of the concrete pad is not known.

Environmental Setting

Topography

According to the United States Geological Survey (USGS) topographic map dated 1961 (photorevised 1984), the Site is located at approximately 360 feet above mean sea level (AMSL) and the topography of the Site is generally level with a slight uphill slope to the west/northwest.

Hydrology

Groundwater beneath the Site is classified by the CTDEEP as "GA, GAA: May not meet current standards". The GA and GAA water quality standards presume groundwater is suitable for drinking without treatment. However, the present classification indicates that groundwater at the Site may not currently be suitable for drinking without prior treatment. The adjacent surface water body, Pocotopaug Creek, is classified as "B" by the CTDEEP. The designated uses for a B classification are: "recreational use: fish and wildlife habitat; agricultural and industrial supply and other legitimate uses including navigation".

Wetlands

A formal wetlands survey was not part of the scope of services for this investigation and was not conducted as part of this assessment.

Soils/Geology

According to the Bedrock Geological Map of Connecticut, compiled by John Rodgers 1985, available digitally through Geographic Information System (GIS) data available from the CTDEEP, bedrock at the Site is identified as Brimfield Schist.

Surficial material at the Site is classified as "Till" based upon GIS versions of the Surficial Materials Map of Connecticut by Janet Stone, 1992. Depth to bedrock at the Site is unknown; tool refusals ranged from 0.17 feet below grade at boring B-114 to 14 feet below grade at well MW-6 during VHB's Supplemental Phase II Investigation and no bedrock outcroppings were observed at the Site. Similar tool refusal depths were encountered during Phase III ESA drilling activities.

Surrounding Land Use

Nearby properties consist of mixed commercial and residential uses. The Site is bordered by 21 Skinner Street (Scott Energy) to the north, Pocotopaug Creek to the east, and Niles Street to the south. A landscaping and masonry supply company is located east across Pocotopaug Creek and a one story brick construction commercial building is located south across Niles Street. A lumber yard and apparent residential properties are located to the west across Skinner Street. The Site is located approximately 4000 feet south of the East Hampton Town Hall.

2

Phase III ESA Data Collection and Analysis

On July 9 through 11, 2013, a representative of VHB monitored the advancement of twenty-eight (28) soil borings at the Site, the collection of forty-five (45) soil samples, and the installation of one (1) permanent shallow groundwater monitoring well. The soil boring and monitoring well locations were selected by VHB to evaluate soil and groundwater conditions within the previously identified RECs at the Site. The locations were selected to ensure adequate coverage across the Site and were in conformance with the locations proposed in the previously-approved Quality Assurance Project Plan (QAPP).

The locations of the soil borings and groundwater monitoring wells are depicted on Figure 2. The soil borings and groundwater monitoring wells were installed by Site, LLC drilling of Beacon Falls, Connecticut. Soil borings were advanced using a track-mounted Geoprobe® direct-push drill rig. Hand borings were advanced using hand sampling tools along with a core machine to core through the concrete slab of the building for interior borings. The groundwater monitoring well, MW-8, was installed using direct-push drill rig.

Soil Boring Advancement and Soil Sample Collection

The following is a summary of the soil boring advancement activities completed at the Site as part of this investigation. Details regarding each boring are contained in the boring logs presented in Appendix B. During this investigation, soil borings/wells were completed to a maximum depth of eleven (11) feet below grade. Apparent bedrock was encountered during the installation of two (2) the soil borings (B-208 and B-210) during this investigation. The depth of bedrock encountered ranged from 8.75 feet below grade (bg) to nine (9) feet bg. Soil samples were collected utilizing two (2) inch by sixty (60) inch Macro-Core® Sampling devices with the Geoprobe®, and two (2) inch split-spoon samplers and hand sampling tools with the hand borings.

Soil characteristics were logged in the field to denote composition, color, grain size, moisture content, and other attributes. Soil samples were screened using a photoionization detector (PID) equipped with a 10.6 eV bulb and field screened for evidence of staining, odor, or other overt indications of environmental impacts. No significant PID response was noted during the screening of the soils samples throughout the investigation. The highest PID response noted

during field screening was recorded at 1.3 parts per million (PPM) in samples from location MW-8. Chemical odors and discoloration including dark-colored soil layers and what appeared to be bright red paint were noted in several of the screened samples.

In accordance with the approved QAPP the soil samples were collected and delivered under proper Chain–of-Custody documentation to Con-Test Analytical Laboratories of East Longmeadow, Massachusetts. The collected soil samples were submitted for laboratory analysis of VOCs via Environmental Protection Agency (EPA) Method 8260C, ETPH via the CTDEEP approved method, polynuclear aromatic hydrocarbons (PAHs) via EPA Method 8270D, polychlorinated biphenyls (PCBs) via EPA Method 8082A, thirteen (13) Priority Pollutant metals via EPA Methods 7471B and 6010C. Upon receipt of the soil analytical data, select samples were submitted for additional analysis of Synthetic Precipitation Leaching Procedure (SPLP) thirteen (13) Priority Pollutant metals.

A duplicate soil sample was collected each day that soil samples were collected during the investigation. In addition, a Site Specific Matrix Spike (SS-MS) and Site Specific Matrix Spike Duplicate (SS-MSD) sample was also analyzed for each day of soil sampling activities in accordance with the Site specific QAPP. The duplicate sample and SS-MSD samples were analyzed for parameters identical to the original samples

Groundwater samples were submitted for laboratory VOCs via EPA Method 8260C, ETPH via the CTDEEP approved method, PAHs via EPA Method 8270D, thirteen (13) Priority Pollutant metals via EPA Methods 7471B and 6010C. A duplicate groundwater sample was collected from one (1) of the groundwater monitoring wells (MW-7) during the investigation. The duplicate groundwater sample was submitted for laboratory analysis identical to the original sample. The results of the duplicate and trip blank sample analyses were used for data validation purposes.

Monitoring Well Installation and Soil Sample Collection

One (1) permanent shallow groundwater monitoring well was completed at the Site to complement the six (6) wells installed during the 2012 Phase II ESA activities. MW-8 was installed to a maximum depth of eleven (11) feet in the overburden material at the Site. The monitoring well was constructed of one (1) inch diameter PVC with a ten foot (10’) screen section, expandable gripper caps, and finished at grade with flush-mounted, traffic-grade curb boxes.

The screen was topped with solid PVC riser to approximately six (6) inches below grade. Filter sand extends to approximately one (1) foot above the screen interval. A layer of bentonite chips was placed on top of the filter sand, followed by native backfill to grade. The curb boxes were set in concrete at grade. Detailed boring and monitoring well construction logs are included in Appendix B.

A monitoring well elevation survey was completed on July 17, 2013. This survey was completed relative to an arbitrary local datum and used to determine the inferred direction of shallow groundwater flow beneath the Site. Based on relative groundwater depths obtained on July 17,

2013 (see Table 1 and Figure 3), inferred groundwater flow beneath the Site appears to be in a south-southeasterly direction.

Groundwater Sample Collection

Groundwater samples were collected from the seven (7) monitoring wells on July 17, 2013. The groundwater samples were collected using the EPA Low Flow Standard Operating Procedure[1], as referenced in the CTDEEP Site Characterization Guidance Document dated December 2010. The groundwater samples were collected in laboratory-supplied sample containers, refrigerated, and delivered under proper Chain-of-Custody documentation to Con-Test Analytical Laboratories of East Longmeadow, Massachusetts. The collected groundwater samples were submitted for laboratory analysis of VOCs, ETPH, PAHs, and Total 13 Priority Pollutant metals. During the groundwater sampling event of July 17, 2013, a duplicate groundwater sample was collected from MW-7 and submitted for laboratory analysis identical to the original sample. In addition, a trip blank accompanied the samples and was submitted for laboratory analysis of VOCs.

Remediation Standard Regulations

Analytical results discussed below have been compared to the CTDEEP RSRs, CGS Section 22a-133k. The RSRs define the standard applicable to the Site dependent on the groundwater classification (mapped by CTDEEP) and uses of the property. The RSRs were updated as of June 27, 2013 and contain some changes that could affect the Site.

Based on relevant Site data, the CTDEEP Residential Direct Exposure Criteria (RDEC), Industrial/Commercial DEC (I/C DEC), and Pollutant Mobility Criteria for GA areas (GA PMC) apply to the Site's soil. RDEC applies to soil at the Site since the RSRs require, whenever feasible, a reduction in residual soil contaminant concentrations to levels that pose no significant human health risk (residential standards). Under circumstances where remediation is not practical, an Environmental Land Use Restriction (ELUR) can be applied to the Site limiting future use solely to industrial/commercial purposes.

The Groundwater Protection Criteria (GWPC), Residential Volatilization Criteria (R VC), and Industrial/ Commercial Volatilization Criteria (I/C VC) have been used as a means of comparison for Site groundwater quality.

Several compounds were reported present at the Site which do not have criteria established in the 1996 RSRs. These compounds are considered to be Additional Polluting Substances (APS). The CTDEEP has drafted criteria for many of these APS. These draft criteria are identified and

t

[1] EPA Low Stress (low flow) Purging and Sampling Procedure for the Collection of Ground Water Samples from Monitoring Wells. Revision 2, July 30, 1996. SOP # GW 0001.

referenced in this report where appropriate. Formal use of the APS Criteria for Site verification or remediation purposes will require filing a written request with the CTDEEP for approval of the criteria at the Site.

Analytical Results

Soil analytical results are summarized in Table 2. Groundwater analytical results are summarized in Table 3. Laboratory analytical reports are included in Appendix C. To facilitate understanding for discussion purposes, partial inset data tables presenting RSRs "exceedances only" are included in the narrative discussion below, along with inset location maps and inset site and sample photographs.

Soil Analytical Results

The following sections present and discuss the soil analytical results and are arranged by environmental area of concern. Data, both field and laboratory, are presented for each environmental area of concern at the site to facilitate an understanding of how conclusions and recommendations regarding the site conditions have been developed through the completion of three (3) subsurface investigations.

REC 1 – Loading Docks and Overhead Doors

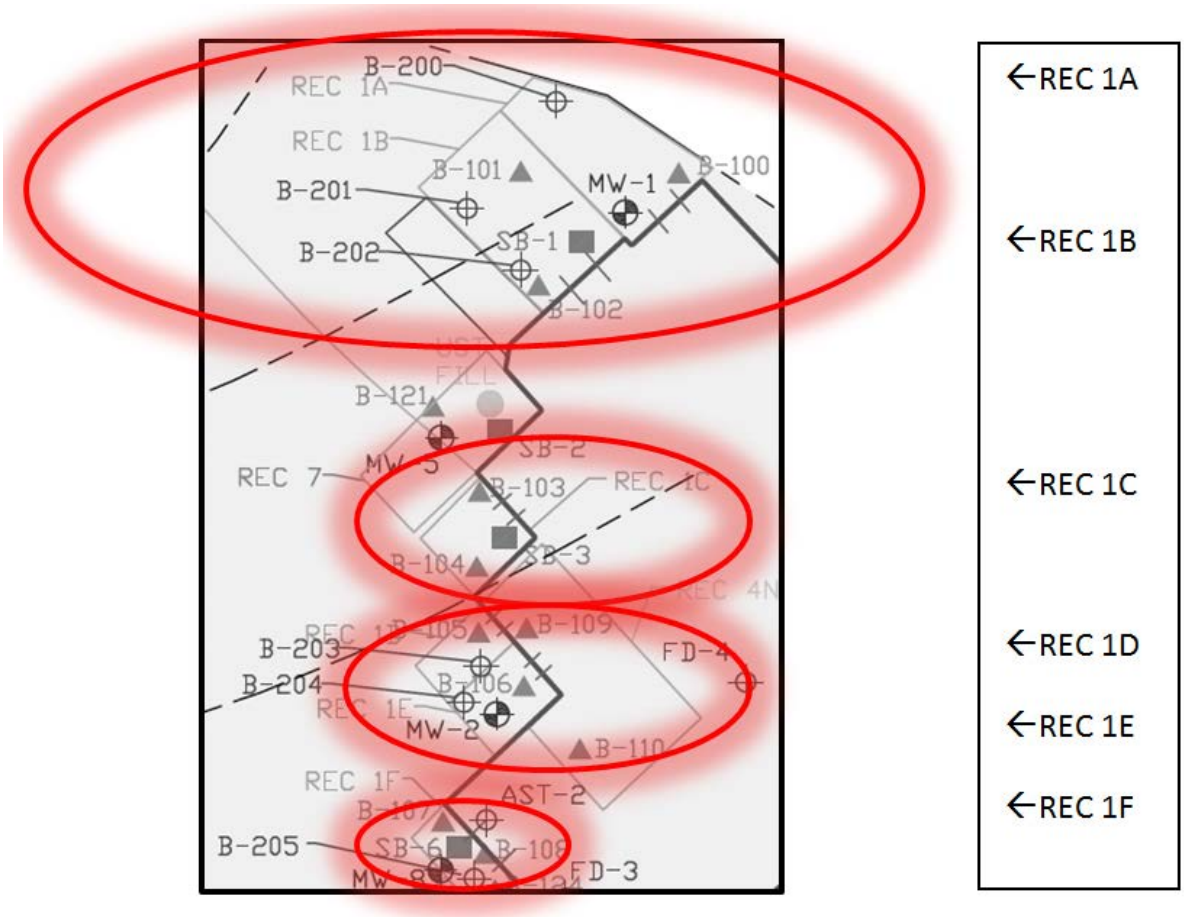

Inset 1: REC 1A (North) to REC 1B (South)

Previous investigations/reports suggest that releases in the area of the six (6) loading docks along the northwest building wall (arbitrarily identified from north to south as RECs 1A through 1F as depicted above and in **Figure 3**, attached) may have resulted from either spills associated with loading/unloading operations during the Site's manufacturing history or artificial fill placed to grade the loading docks or building, potentially at or below the water table.

2008 & 2012 Phase II ESA Results

Soil sampled in this area contained ETPH, PAHs and heavy metals above the CTDEEP regulatory criteria. One sample was also reported as containing a trace concentration (below applicable numerical criteria) of tetrachloroethylene (PCE). Groundwater samples from this area also contained low levels of arsenic and methyl tertiary butyl ether (MTBE).

Based upon these impacts, releases of petroleum and metals appear to have occurred in this area. The presence of these contaminants could be associated with historic releases and/or the presence of wood or coal ash as artificial fill or resulting from the 1890 fire.

Phase III Activities

VHB advanced six (6) soil borings (identified as borings B-200 through B-205) to facilitate the collection of seventeen (17) soil samples for laboratory analysis in order to delineate ETPH, PAH and metal impacts associated with REC 1. One (1) soil boring (B-205) was completed as a groundwater monitoring well (MW-8). The following frequency and analytical parameters were conducted for each location in accordance with the QAPP:

- Borings B-200, B-201, and B-202:
  - Samples collected at 2', 5' and 7' below grade;
  - Analyzed for ETPH and PAHs;
- Boring B-203:
  - Samples collected at 3', 6' and 8' below grade;
  - Analyzed for ETPH, Total Barium, and Synthetic Precipitation Leaching Procedure (SPLP) Arsenic;
- Boring B-204:
  - Samples collected at 2', 4' and 6' below grade;
  - Analyzed for ETPH, PAHs, Total 13 Priority Pollutant Metals (PP13) and SPLP PP13;
- Boring B-205:
  - Samples collected at 2' and 6' below grade;
  - Analyzed for ETPH, PAHs, Total PP13, and SPLP 13;

Boring logs from previously advanced borings in REC 1 indicate "black" layers at depths of approximately 1.5', 2.5' and 5'-7' below grade. These "black" layers may consist of coal or wood ash. Two (2) appropriate soil samples were selected during the Phase III investigation and archived for future microscopic analysis for coal and wood ash to address the exceptions in the RSRs regarding soils impacted by ash, if necessary.

Groundwater samples were collected via the EPA Region 1 low-flow purge and sampling method from existing monitoring wells MW-1 and MW-2 for ETPH, PAHs and total arsenic analyses. A groundwater sample was also collected from newly-installed well MW-8 for ETPH, PAHs and Total PP13 Metals.

<u>Phase III Results - REC 1A</u>

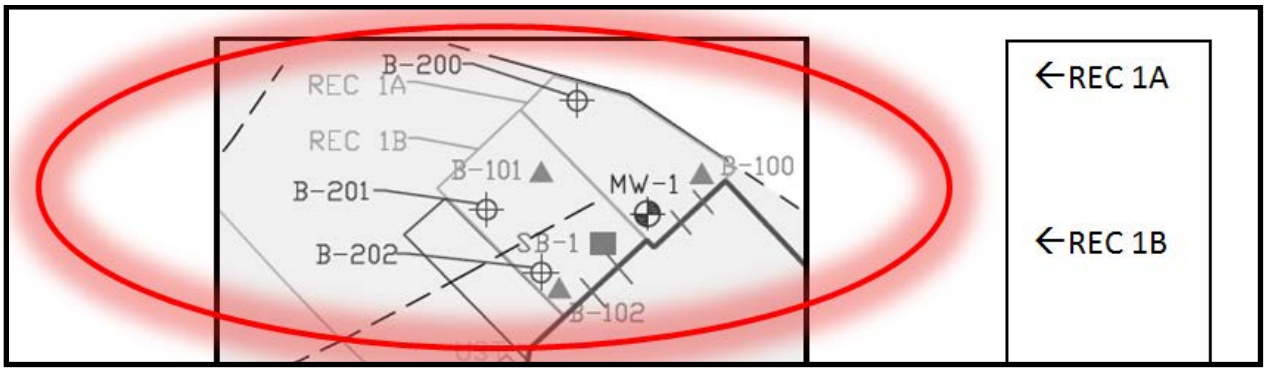

Inset 1: REC 1A Close up

Parameter	RSR DEC		RSR PMC	REC 1A: Northernmost Loading Dock - Exceedances Only					
	I/C DEC (mg/Kg)	RES DEC (mg/Kg)	GA PMC (mg/L)	B-200, 2'	B-100 5ft	B-100 5ft DUP	B-101 5ft	B-200, 5'	B-200, 7'
Sample Collection Date				7/9/2013	12/21/2011	12/21/2011	12/21/2011	7/9/2013	7/9/2013
Sample Depth (Ft)				2	5	5	5	5	7
Laboratory ID Number				13G0389-23	11L0797-01	11L0797-02	11L0797-03	13G0389-24	13G0389-25
SW-846 8270D (mg/Kg dry)				ND	**20.27**	**23.4**	**5.89**	**8.67**	ND
ACENAPHTHYLENE	2500.00	1000.00	8.40	ND<0.18	**0.78**	**0.77**	ND<0.23	ND<0.21	ND<0.19
ANTHRACENE	2500.00	1000.00	40.00	ND<0.18	**0.28**	**0.31**	ND<0.23	ND<0.21	ND<0.19
BENZO(A)ANTHRACENE	7.80	1.00	1.00	ND<0.18	**1.7**	**2**	**0.42**	**0.71**	ND<0.19
BENZO(A)PYRENE	1.00	1.00	1.00	ND<0.18	**1.6**	**2.1**	**0.5**	**0.74**	ND<0.19
BENZO(B)FLUORANTHENE	7.80	1.00	1.00	ND<0.18	**1.8**	**2.3**	**0.63**	**1**	ND<0.19
BENZO(G,H,I)PERYLENE	2500.00	1000.00	4.20	ND<0.18	**1.5**	**1.5**	**0.47**	**0.61**	ND<0.19
BENZO(K)FLUORANTHENE	78.00	8.40	1.00	ND<0.18	**0.45**	**0.76**	**0.24**	**0.38**	ND<0.19
CHRYSENE	780.00	84.00	1.00	ND<0.18	**2.3**	**2.8**	**0.63**	**0.85**	ND<0.19
DIBENZ(A,H)ANTHRACENE	1.00	1.00	1.00	ND<0.18	**0.36**	**0.43**	ND<0.23	ND<0.21	ND<0.19
FLUORANTHENE	2500.00	1000.00	5.60	ND<0.18	**2.5**	**2.7**	**0.82**	**1.4**	ND<0.19
FLUORENE	2500.00	1000.00	5.60	ND<0.18	ND<0.19	**0.23**	ND<0.23	ND<0.21	ND<0.19
INDENO(1,2,3-CD)PYRENE	7.80	1.00	1.00	ND<0.18	**1.5**	**1.7**	**0.46**	**0.67**	ND<0.19
PHENANTHRENE	2500.00	1000.00	4.00	ND<0.18	**1.6**	**2.2**	**0.42**	**0.81**	ND<0.19
PYRENE	2500.00	1000.00	4.00	ND<0.18	**3.9**	**3.6**	**1.3**	**1.5**	ND<0.19

NOTES:
1. mg/Kg = milligrams per Kilogram (equivalent to parts per million or ppm); mg/L = milligrams per Liter (equivalent to parts per million)
2. NT = Not tested by this analytical method.
3. NE = None Established (Standard).
4. Detections in **BOLD TYPE**, detection limits exceeding criteria are shaded in grey
5. Detections shaded in yellow exceed GA PMC
6. Detections shaded in orange exceed Residential Direct Exposure Criteria (ResDEC)
7. Detections shaded in red exceed Industrial/Commercial Direct Exposure Criteria (I/CDEC)
8. RSR criteria and analytes use the same units (mg/Kg or mg/L).

Inset 2: REC 1A Soil Analytical Results – Exceedances Only

Inset 3: Epoch Arts entrance (photo from Phase II ESA)

Inset 4: B-200 soil samples; 0-5' (left) and 5'-10' (right)

The northernmost loading dock area identified as REC 1A, is paved with asphalt in good condition, and currently serves as the primary entrance to Epoch Arts via a wooden stairway and ramp. This area has the highest elevation near the building at the site. Five (5) soil samples have been collected and analyzed from REC 1A as summarized in the inset figure and table provided above.

ETPH has been detected in four (4) soil samples collected from depths ranging from two feet to five feet (2'-5') below grade ranging in concentration from 29 to 450 milligrams per Kilogram (mg/Kg); no ETPH was detected in

the soil sample collected from a depth of seven feet (7') below grade. These ETPH results for the soil samples collected from REC 1A do not exceed the RDEC or GAPMC of 500 mg/Kg for ETPH. Total and leachable (SPLP) metals were detected at somewhat elevated, but not exceedant, levels during the Phase II ESA; no further metals testing was conducted in REC 1A during the Phase III ESA. One VOC, tetrachloroethylene (PCE), was detected in the B-101, 5' soil sample at a concentration of 3.9 micrograms per Kilogram (ug/Kg) during the 2012 Phase II ESA; as this compound was not detected in the B-100, 5' soil sample, no further VOCs testing was conducted during the Phase III in REC 1A. PAHs were detected in soil samples collected from the 5' interval but not from the 2' or 7' depth intervals. As summarized in the inset table above, several PAH concentrations exceed the IDEC, RDEC and the GAPMC; however, these soils are inaccessible, mostly isolated from infiltration except for a small grass strip at location B-200, and appear to be impacted with ash based on their appearance, texture, stratigraphy and chemical content.

A review of the boring logs for soil borings B-100, B-101 and B-200 indicate a fill layer to a depth of approximately six feet (6') below grade; this transition from fill to apparently native sands and gravels is evident in the inset photo, above. The bottom of the left soil core and the top of the right soil core contain the dark colored soils that appear to be impacted with ash. The percent solids measurement confirms the presence of material in the soil at approximately the five-foot (5') level below grade that is less dense (74-88%) than the mineral soils above and below (90%) this dark colored layer, ranging from dark reddish-brown to black in hue.

The thickness of this dark colored soil layer ranges from inches to approximately a foot thick based on observations made during drilling at the Site, and was noted in almost every boring advanced during the Phase III ESA. Therefore, this dark-colored layer of soil likely impacted with ash, with a chemical signature comprised of low level ETPH, metals and PAHs, has been delineated at the Site vertically and horizontally.

Groundwater monitoring well MW-1 is located in REC 1A; the depth to water in this well has been measured to range from 5.80' to 6.16' below top of casing (TOC). The results of the Phase II ESA sampling conducted January 5, 2012 identified total arsenic as the only constituent exceeding the SWPC (4 µg/L) and the GPC (10 µg/L) with a concentration of 15 µg/L. Total arsenic was non-detect (ND<2 µg/L) during the Phase III ESA sampling event conducted on July 17, 2013 and the remaining analytes of concern did not exceed regulatory criteria.

Based on the analytical results for REC 1A, application of an Environmental Land Use Restriction (ELUR) may be a suitable remedial activity that would be protective of human health and the environment and bring the impacted soils in REC 1A into compliance with the RSRs. The application of RSRs exemptions based on impact from ash is relevant to REC 1A but may only be ascertained by evaluation through microscopy.

Phase III Results - REC 1B

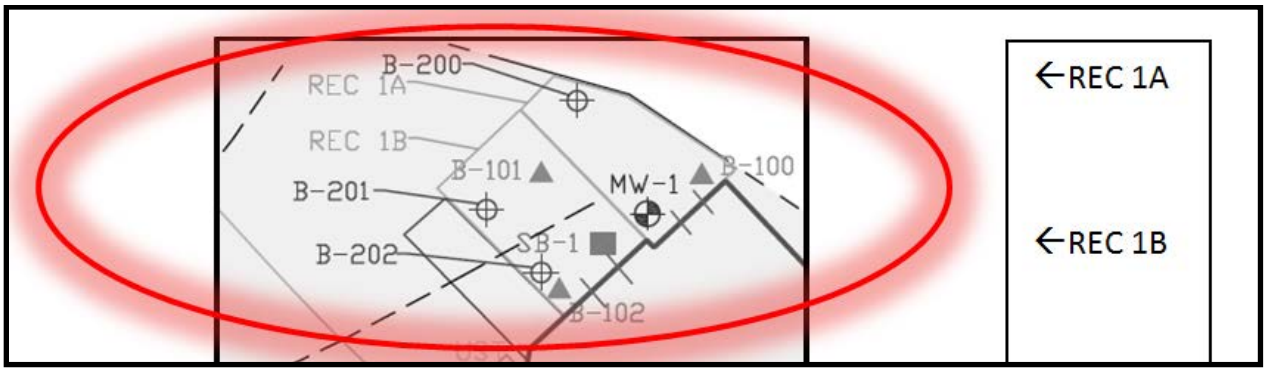

Inset 5: REC 1B

Parameter	RSR DEC		RSR PMC		REC 1B: Northern Loading Dock - Exceedances Only							
	I/C DEC (mg/Kg)	RES DEC (mg/Kg)	GA PMC (mg/L)	SB-1 1-2FT	B-201, 2'	B-202, 2'	SB-1 6-7FT	B-102 5ft	B-201, 5'	B-202, 5'	B-201, 7'	B-202, 7'
Sample Collection Date				10/24/2008	7/9/2013	7/9/2013	10/24/2008	12/21/2011	7/9/2013	7/9/2013	7/9/2013	7/9/2013
Sample Depth (Ft)				1-2'	2	2	6-7'	5	5	5	7	7
Laboratory Identification Number				08B43306	13G0389-20	13G0389-17	08B43307	11L0797-04	13G0389-21	13G0389-18	13G0389-22	13G0389-19
SW-846 8270D (mg/Kg dry)				**11.523**	**1.95**	ND	ND	**2.67**	ND	**1.9**	ND	ND
BENZO(B)FLUORANTHENE	7.80	1.00	1.00	**1.06**	**0.38**	ND<0.19	ND<0.189	**0.34**	ND<0.27	**0.34**	ND<0.19	ND<0.19

NOTES:
1. mg/Kg = milligrams per Kilogram (equivalent to parts per million or ppm); mg/L = milligrams per Liter (equivalent to parts per million)
2. NT = Not tested by this analytical method.
3. NE = None Established (Standard).
4. Detections in **BOLD TYPE**, detection limits exceeding criteria are shaded in grey
5. Detections shaded in yellow exceed GA PMC
6. Detections shaded in orange exceed Residential Direct Exposure Criteria (ResDEC)
7. Detections shaded in red exceed Industrial/Commercial Direct Exposure Criteria (I/CDEC)
8. RSR criteria and analytes use the same units (mg/Kg or mg/L).

Inset 6: REC 1B Soil Analytical Results – Exceedances Only

Inset 7: REC 1A & 1B - Northern Loading Dock Area (photo from Phase II ESA)

Inset 8: B-201 soil cores, 0-5' (left) and 5'-10' (right)

REC 1B is located adjacent to REC 1A to the southwest and is paved with asphalt in good condition. As presented in the inset table above, analytical results indicate similar trends as REC 1A. Low levels of ETPH, metals and PAHs were detected in the nine (9) soil samples selected for analysis; concentrations decrease with depth and are generally the highest at the five-foot (5') depth interval. VHB's sampling and analysis associated with the Phase III investigation did not reveal any regulatory exceedances in the samples submitted for analysis.

No groundwater monitoring wells are located within REC 1B.

As with REC 1A, the application of an ELUR will address exposure and compliance issues with the PAH exceedance noted for REC 1B.

Phase III Results – REC 1C

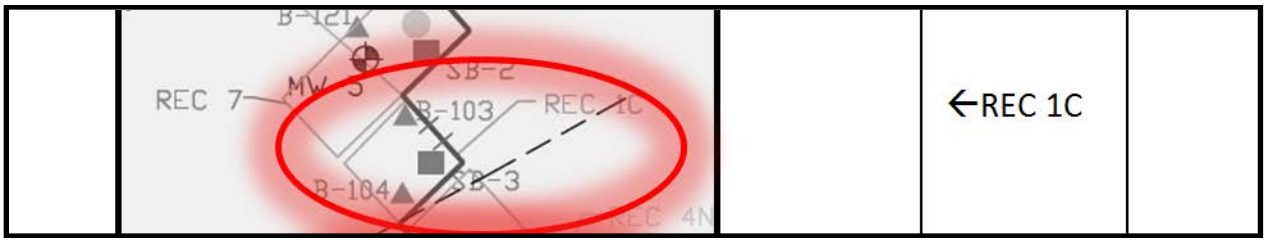

Inset 9: REC 1C is located south of and one floor lower than RECs 1A and 1B.

Parameter	RSR DEC		RSR PMC	REC 1C: Center Loading Dock - Exceedances Only		
	I/C DEC (mg/Kg)	RES DEC (mg/Kg)	GA PMC (mg/L)	SB-3 0.5-1.5FT	B-104 2.5ft	B-103 3ft
Sample Collection Date				10/24/2008	12/21/2011	12/21/2011
Sample Depth (Ft)				0.5-1.5'	2.5	3
Laboratory Identification Number				08B43310	11L0797-07	11L0797-06
SW-846 6010C (mg/Kg dry) Metals Digestion						
Arsenic	10	10		**6.79**	**13**	**4.4**

NOTES:
1. mg/Kg = milligrams per Kilogram (equivalent to parts per million or ppm); mg/L = milligrams per Liter (equivalent to parts per million)
2. NT = Not tested by this analytical method.
3. NE = None Established (Standard).
4. Detections in **BOLD TYPE**, detection limits exceeding criteria are shaded in grey
5. Detections shaded in yellow exceed GA PMC
6. Detections shaded in orange exceed Residential Direct Exposure Criteria (ResDEC)
7. Detections shaded in red exceed Industrial/Commercial Direct Exposure Criteria (I/CDEC)
8. RSR criteria and analytes use the same units (mg/Kg or mg/L).

Inset 10: REC 1C Soil Analytical Results – Exceedances Only

Inset 11: Dark-colored soil layer at 1.5'-3.75', B-104.

Inset 12: REC 1C - Center Loading Dock Area

REC 1C is located approximately sixty feet (60') south and one floor lower than the areas associated with RECs 1A & 1B. REC 1C is also located hydraulically downgradient of RECs 1A, 1B and REC 7 the heating oil UST. No additional investigation was conducted in this area during the Phase III activities. A similar dark-colored soil layer and concentration distribution pattern for metals and PAHs was observed during the VHB Phase II at REC 1C as was identified at RECs 1A & 1B. The total arsenic exceedances noted in soil sample B-104, 2.5' is bracketed vertically by soil samples with lower arsenic concentrations at 0.5'-1.5' and 3.0'. ETPH levels, which do not exceed regulatory criteria, dissipate with depth, indicating minor surficial releases of petroleum associated with the operation of motor vehicles or ash-impacted fill in this area.

No groundwater monitoring wells are located within REC 1C; however, well MW-2 is located hydraulically downgradient of REC 1C within REC 1E. Total arsenic was detected in the January 2012 groundwater sample collected from well MW-2 at concentrations of 6.9 µg/L, and in the July 2013 sampling event at 43 µg/L. These concentrations exceed the SWPC of 4 µg/L for both samples and the GPC of 10 µg/L for the July 2013 sample for total arsenic in groundwater. There is the potential that the arsenic concentrations detected were a result of the presence of suspended and dissolved contributions; however, suspended fractions typically decrease over time as newly-installed wells often have unrepresentative sediment loads despite well development. Weak reducing conditions, as opposed to strongly reducing or oxidizing conditions, in the shallow groundwater as a result of the geochemical changes inherent with monitoring well installation and presence within the subsurface may also contribute to arsenic mobilization over time within the well that are not indicative of in-situ subsurface conditions.

Based on the analytical results for REC 1C, it appears that the application of an ELUR would be a suitable remedial activity that would be protective of human health and the environment and bring the impacted soils in REC 1C into compliance with the RSRs. The application of RSRs exemptions based on impact from ash is also relevant to REC 1C.

Phase III Results - RECs 1D & 1E

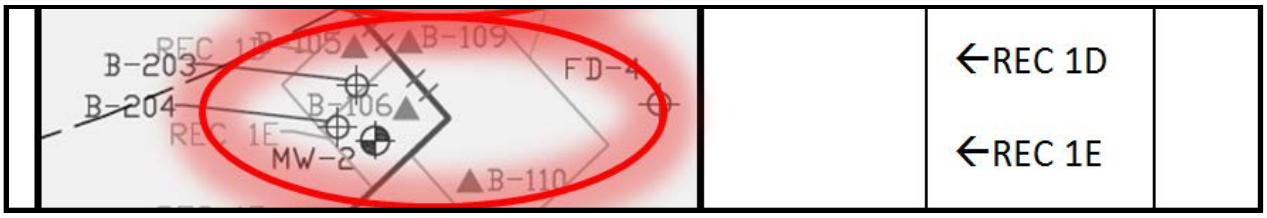

Inset 13: Layout of RECs 1D & 1E

RECs 1D and 1E are located around the building corner from REC 1C and is approximately half a floor deeper in elevation than REC 1C with a gravel-covered ramp leading to the loading docks as depicted in the inset below.

Inset 14: B-203 and B-204 soil cores

Inset 15: RECs 1D (left door) and 1E (right door)

Parameter	RSR DEC		RSR PMC	REC 1D & 1E: Southern Loading Docks - Exceedances Only						
	I/C DEC (mg/Kg)	RES DEC (mg/Kg)	GA PMC (mg/L)	B-105 2ft	B-203, 2'	B-203, 6'	B-106 2.5ft	B-204, 2'	B-204, 4'	B-204, 6'
Sample Collection Date				12/21/2011	7/9/2013	7/9/2013	12/21/2011	7/9/2013	7/9/2013	7/9/2013
Sample Depth (Ft)				2	2	6	2.5	2	4	6
Laboratory Identification Number				11L0797-08	13G0389-12	13G0389-13	11L0797-09	13G0389-14	13G0389-15	13G0389-16
CTDEP ETPH (mg/Kg dry)										
ETPH	2500	500	500	**150**	**370**	ND<11	**1800**	**1100**	ND<12	**230**
SW-846 6010C (mg/Kg dry) Metals Digestion										
Arsenic	10	10		**9.1**	**6**	ND<2.8	**14**	**13**	**6.4**	**3.7**
LEAD	1000	*400*		**28**	NT	NT	**390**	**440**	**1.8**	**3.1**
SPLP Metals (mg/L)										
ANTIMONY			0.006	NT	NT	NT	NT	**0.02**	ND<0.005	ND<0.005
Arsenic			0.01	NT	**0.0036**	ND<0.002	NT	**0.024**	**0.0092**	**0.0072**
Nickel			0.1	NT	NT	NT	NT	**0.059**	ND<0.025	**0.12**
SW-846 8270D (mg/Kg dry)				**1.4**	NT	NT	**14.59**	ND	ND	ND
BENZO(A)ANTHRACENE	7.80	1.00	1.00	ND<0.20	NT	NT	**1.5**	ND<0.25	ND<0.20	ND<0.19
BENZO(A)PYRENE	1.00	1.00	1.00	ND<0.20	NT	NT	**1.4**	ND<0.25	ND<0.20	ND<0.19
BENZO(B)FLUORANTHENE	7.80	1.00	1.00	ND<0.20	NT	NT	**1.7**	ND<0.25	ND<0.20	ND<0.19
CHRYSENE	780.00	84.00	1.00	**0.23**	NT	NT	**1.4**	ND<0.25	ND<0.20	ND<0.19

NOTES:
1. mg/Kg = milligrams per Kilogram (equivalent to parts per million or ppm); mg/L = milligrams per Liter (equivalent to parts per million)
2. NT = Not tested by this analytical method.
3. NE = None Established (Standard).
4. Detections in **BOLD TYPE**, detection limits exceeding criteria are shaded in grey
5. Detections shaded in yellow exceed GA PMC
6. Detections shaded in orange exceed Residential Direct Exposure Criteria (ResDEC)
7. Detections shaded in red exceed Industrial/Commercial Direct Exposure Criteria (I/CDEC)
8. RSR criteria and analytes use the same units (mg/Kg or mg/L).

Inset 16: RECs 1D & 1E Soil Analytical Results – Exceedances Only

As a result of the pitch of the ramp toward the building and the site drainage pattern, storm water collects at the surface in this area regularly and a blocky or platy sheen (associated with iron, as opposed to an oily sheen caused by petroleum) has been observed on the storm water that accumulates in this area. The previously described dark-colored soil layer was also observed at REC 1D at depths ranging from 0.5' to 6' below grade (sloping down from 1D toward 1E and the Site building) with a thickness of approximately 1 foot (note the dark colored soils at the top of each sleeve on the left and the right).

Inset 17 presents the soil analytical data summary, exceedances only. ETPH concentrations in RECs 1D & 1E generally decreased with depth from exceedant concentrations of 1100 to 1800 mg/Kg in the REC 1E soil samples collected at a depth of 2 feet, to concentrations of non-detectable to 230 mg/Kg in the soil samples collected from 4' and 6' below grade. Total and leachable metals, as well as PAHs, follow a similar pattern of decreasing concentration with depth. Arsenic, lead, antimony and nickel are the primary metals of concern in REC 1E. These elevated concentrations of contaminants of concern (COCs) coincide with the dark-colored soil layer observed in the soil borings advanced in RECs 1D & 1E.

MW-2 is located within REC 1E. Total arsenic has been detected in the groundwater samples collected from well MW-2 at concentrations of 6.9 µg/L for the Phase II ESA sampling event in January 2012 and at a concentration of 43 µg/L for the July 2013 sampling event, which exceeds the SWPC of 4 µg/L and the GPC of 10 µg/L for arsenic in groundwater. Low-flow sampling parameters indicate a slightly reducing condition in the groundwater in MW-2 with oxidation-reduction potential (ORP) readings ranging from -33 to -43 millivolts (mV); slightly reducing conditions in groundwater often mobilize arsenic if present in the soil column.

Based on the analytical results for RECs 1D & 1E, it appears that the application of an ELUR would be a suitable remedial activity that would be protective of human health and the environment and bring the impacted soils in RECs 1D & 1E into compliance with the RSRs. The application of RSRs exemptions based on impact from ash is also relevant to RECs 1D & 1E.

Phase III Results – REC 1F

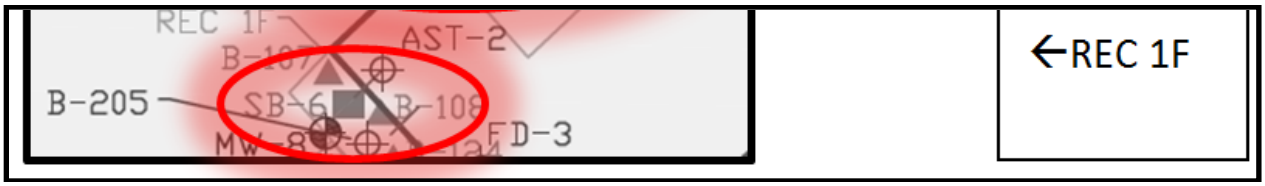

Inset 17: REC 1F Layout.

Inset 19: Drill rig in REC 1F, the southernmost loading dock area.

Inset 20: B-205 soil cores, 0-5' to the right, 5'-10' to the right; note dark colored soils to a depth of ~6', layers of sawdust and coal fragments were observed.

Parameter	RSR DEC		RSR PMC	REC 1F: Southernmost Loading Dock - Exceedances Only						
	I/C DEC (mg/Kg)	RES DEC (mg/Kg)	GA PMC (mg/L)	SB-6 1-2FT	SB-6 1-2FT DUP	B-107 2ft	B-205, 2'	B-108 4ft	SB-6 6-7FT	B-205, 6'
Sample Collection Date				10/24/2008	10/24/2008	12/21/2011	7/9/2013	12/21/2011	10/24/2008	7/9/2013
Sample Depth (Ft)				1-2'	1-2'	2	2	4	6-7'	6
Laboratory Identification Number				08B43314	08B43315	11L0797-10	13G0389-10	11L0797-11	08B43316	13G0389-11
CTDEP ETPH (mg/Kg dry)										
ETPH	2500	500	500	**1500**	**1300**	**230**	**200**	**3300**	**41**	ND<12
SW-846 6010C (mg/Kg dry) Metals Digestion										
Arsenic	10	10		**6.04**	**4.75**	**6.9**	**4.6**	**22**	**4.75**	**5.8**
COPPER	76000	2500		**208**	**230**	**140**	**690**	**11000**	**22.2**	**33**
LEAD	1000	*400*		**40**	**40.4**	**31**	**72**	**1600**	**3.09**	**13**
SPLP Metals (mg/L)										
COPPER			1.3	NT	NT	NT	**1.7**	NT	NT	ND<0.025
Nickel			0.1	NT	NT	NT	**2.4**	NT	NT	ND<0.025
SW-846 8270D (mg/Kg dry)				**49.25**	**53.91**	ND	**7.54**	**0.34**	**0.869**	ND
BENZO(A)ANTHRACENE	7.80	1.00	1.00	**3.74**	**4.15**	ND<0.19	**0.65**	ND<0.27	ND<0.191	ND<0.20
BENZO(A)PYRENE	1.00	1.00	1.00	**3.32**	**3.59**	ND<0.19	**0.63**	ND<0.27	ND<0.191	ND<0.20
BENZO(B)FLUORANTHENE	7.80	1.00	1.00	**3.68**	**4**	ND<0.19	**0.84**	ND<0.27	ND<0.191	ND<0.20
CHRYSENE	780.00	84.00	1.00	**4.26**	**4.67**	ND<0.19	**0.66**	ND<0.27	ND<0.191	ND<0.20
FLUORANTHENE	2500.00	1000.00	5.60	**11.2**	**11.6**	ND<0.19	**1.4**	**0.34**	**0.319**	ND<0.20
INDENO(1,2,3-CD)PYRENE	7.80	1.00	1.00	**2.86**	**3.18**	ND<0.19	**0.44**	ND<0.27	ND<0.191	ND<0.20
PHENANTHRENE	2500.00	1000.00	4.00	**6.26**	**6.75**	ND<0.19	**0.98**	ND<0.27	ND<0.191	ND<0.20
PYRENE	2500.00	1000.00	4.00	**11.2**	**13**	ND<0.19	**1.3**	ND<0.27	ND<0.191	ND<0.20

NOTES:
1. mg/Kg = milligrams per Kilogram (equivalent to parts per million or ppm); mg/L = milligrams per Liter (equivalent to parts per million)
2. NT = Not tested by this analytical method.
3. NE = None Established (Standard).
4. Detections in **BOLD TYPE**, detection limits exceeding criteria are shaded in grey
5. Detections shaded in yellow exceed GA PMC
6. Detections shaded in orange exceed Residential Direct Exposure Criteria (ResDEC)
7. Detections shaded in red exceed Industrial/Commercial Direct Exposure Criteria (I/CDEC)
8. RSR criteria and analytes use the same units (mg/Kg or mg/L).

Inset 21: REC 1F Soil Analytical Results

REC 1F is the southernmost loading dock area along the western side of the Site building. The loading dock area is paved with asphalt in poor condition. Six (6) soil samples have been collected and analyzed from REC 1F. Soil samples analyzed from the 1'-4' depth interval (n=4 samples) indicate exceedances of the RDEC, I/CDEC and GAPMC for ETPH, arsenic, lead, nickel, copper and PAHs. Soil samples from the 6' depth interval exhibit no regulatory exceedances. Vertical and horizontal delineation of the impacted soil appears to be complete.

Groundwater monitoring well MW-8 was installed in REC 1F during the Phase III ESA activities. The depth to water on July 17, 2013 was 1.30 feet below grade. ETPH was detected at a concentration of 0.21 mg/L in the groundwater sample collected from this well; this concentration does not exceed the newly promulgated standard of 0.25 mg/L for ETPH. Exceedances noted in the MW-8 groundwater sample include: phenanthrene at a concentration of 0.24 µg/L which exceeds the SWPC of 0.077 µg/L, total arsenic at 5.9 µg/L which exceeds the SWPC of 4 µg/L, total copper at 100 µg/L exceeds the SWPC of 48 µg/L, total lead at 43 µg/L which exceeds the SWPC of 13 µg/L and the GPC of 15 µg/L, and total nickel at a concentration of 420 µg/L which exceeds the GPC of 100 µg/L.

Based on the analytical results for REC 1F, it appears that the application of an ELUR would be a suitable remedial activity that would be protective of human health and the environment and bring the impacted soil in REC 1F into compliance with the RSRs. The application of RSRs exemptions based on impact from ash is also relevant to REC 1F.

Phase III ESA – REC 1 Conclusions

Field observations and analytical data indicate the presence of dark-colored soils from grade to approximately 6' below grade throughout REC 1. The dark colored soil had the visual characteristics of coal/wood ash and its presence can be confirmed via PLM analysis. VHB collected and preserved samples for possible future PLM analysis. Possible surficial releases of petroleum were detected in the shallow soil samples (2' or less) collected from REC 1E and REC 1F based on the elevated ETPH concentrations in these soil samples.

Groundwater monitoring well MW-1 is located in REC 1A; the depth to water in this well has been measured to range from 5.80' to 6.16' below top of casing (TOC). The results of the Phase II ESA sampling conducted January 5 ,2012 identified only total arsenic at 15 µg/L exceeding the SWPC (4 µg/L) and the GPC (10 µg/L). Total arsenic was non-detect (ND<2 µg/L) for the Phase III ESA sampling event conducted July 17, 2013 and the remaining analytes of concern did not exceed regulatory criteria. MW-2 is located within REC 1E. Total arsenic has been detected in the groundwater samples collected from well MW-2 at concentrations of 6.9 µg/L for the Phase II ESA sampling event in January 2012 and at a concentration of 43 µg/L for the July 2013 sampling event, which exceeds the SWPC of 4 µg/L and the GPC of 10 µg/L for arsenic in groundwater. Low-flow sampling parameters indicate a slightly reducing condition in the groundwater in MW-2 with oxidation-reduction potential (ORP) readings ranging from -33 to -43 millivolts (mV); slightly reducing conditions in groundwater often mobilize arsenic if present in the soil column. Groundwater monitoring well MW-8 was installed in REC 1F during the Phase III ESA activities. The depth to water on July 17, 2013 was 1.30 feet below grade. ETPH was detected at a concentration of 0.21 mg/L in the groundwater sample collected from this well; this concentration does not exceed the newly promulgated standard of 0.25 mg/L for ETPH. Exceedances noted in the MW-8 groundwater sample include: phenanthrene at a concentration of 0.24 µg/L which exceeds the SWPC of 0.077 µg/L, total arsenic at 5.9 µg/L which exceeds the SWPC of 4 µg/L, total copper at 100 µg/L exceeds the SWPC of 48 µg/L, total lead at 43 µg/L which exceeds the SWPC of 13 µg/L and the GPC of 15 µg/L, and total nickel at a concentration of 420 µg/L which exceeds the GPC of 100 µg/L.

Based on the analytical results for REC 1, it appears that the application of an ELUR would be a suitable remedial activity that would be protective of human health and the environment and bring the impacted soil in REC 1 into compliance with the RSRs. The application of RSRs exemptions based on impact from ash is also relevant to REC 1.

REC 2 - Elevator Shaft and Pit

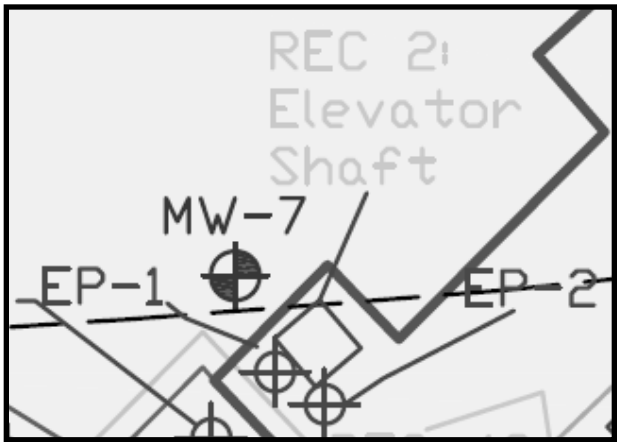

Inset 22: REC 2 sampling locations EP-1 and EP-2. **Inset 23: Photo of REC 2.**

Parameter	RSR DEC		RSR PMC	REC 2: Elevator Shaft & Pit - Exceedances Only	
	I/C DEC (mg/Kg)	RES DEC (mg/Kg)	GA PMC (mg/L)	EP-1	EP-2
Sample Collection Date				7/11/2013	7/11/2013
Sample Depth (Ft)				1.4	1.4
Laboratory Identification Number				13G0458-01	13G0458-02
CTDEP ETPH (mg/Kg dry)					
ETPH	2500	500	500	**42**	**500**
SW-846 6010C (mg/Kg dry) Metals Digestion					
Arsenic	10	10		**12**	**24**
COPPER	76000	2500		**25000**	**88000**
LEAD	1000	*400*		**1000**	**1900**
SW-846 8260C (mg/Kg dry)				ND	**0.0047**
TRICHLOROETHYLENE	520	56	0.1	ND<0.0024	**0.0047**

NOTES:
1. mg/Kg = milligrams per Kilogram (equivalent to parts per million or ppm); mg/L = milligrams per Liter (equivalent to parts per million)
2. NT = Not tested by this analytical method.
3. NE = None Established (Standard).
4. Detections in **BOLD TYPE**, detection limits exceeding criteria are shaded in grey
5. Detections shaded in yellow exceed GA PMC
6. Detections shaded in orange exceed Residential Direct Exposure Criteria (ResDEC)
7. Detections shaded in red exceed Industrial/Commercial Direct Exposure Criteria (I/CDEC)
8. RSR criteria and analytes use the same units (mg/Kg or mg/L).

Inset 24: REC 2 Soil Analytical Results – Exceedances Only

Inset 25: View up staircase above elevator pit.

Inset 26: Soil in EP-1 and EP-2 consisted primarily of cobbles.

The elevator shaft and pit area does not consist of a personnel or freight elevator constructed of typical hydraulic equipment components but resembles more of a dumbwaiter passing vertically through the center of a staircase within the former factory, probably used to move parts from floor to floor within the factory. As such, the typical elevator shaft pit does not exist at the bottom of the staircase; only remnants of the pulley system used to raise and lower the car through the center of the staircase exist today. No significant staining is noted on the elevator landing. The elevator shaft and pit had not been sampled for release detection. VHB proposed to inspect the area for access and a migration pathway to the environment, and then select two (2) surficial soil sampling locations for ETPH, VOCs, PCBs and Total PP13 Metals to assess if a release to the environment has occurred. No groundwater related tasks were proposed pending release detection in soil.

To inspect the elevator landing area, a wooden plank cover was lifted and a substance that appeared to be kitty litter was observed beneath the wooden cover. The kitty litter was about 9 inches deep and appeared dry. A concrete base was found beneath the kitty litter material; the pit dimensions were approximately 3'x3' square and 9 inches deep therefore the concrete coring equipment could not be operated within the pit structure. Borings were advanced outside of the pit structure to the south and east as depicted in the photo inset above. The concrete floor was approximately 4 to 6 inches thick with no apparent perforations observed. Beneath the concrete floor, the soil consisted of coarse gravel and cobbles with very little soil matrix. Soil samples were collected manually through the core hole at a depth of approximately 1.4 feet, or 0.5 feet deeper than the elevator pit floor. It appeared that these soils were recently saturated by groundwater but the kitty litter between the wooden cover and the concrete elevator pit base appear to never have been wet; therefore, it is likely that the concrete floor is competent and that any contaminant detections in REC 2 were related to fill placement or had migrated horizontally from an upgradient area of concern.

Analytical detections in these soil samples include ETPH at concentrations that do not exceed regulatory criteria, ten (10) metals with total arsenic, copper and lead at concentrations that exceed direct exposure criteria, and one (1) VOC, trichloroethylene (TCE), detected at a concentration of 0.0047 mg/Kg which does not exceed the RDEC of 56 mg/Kg or the GPMC of 0.1 mg/Kg for this compound. The soil samples were analyzed for PCBs and none were detected. A release has been detected in REC 2, it does not appear to be related to hydraulic elevator equipment, and delineation of the impacted area may rely on data from neighboring RECs at the Site.

As REC 2 is located in the Site building interior, the impacted soil is already isolated from the infiltration of precipitation. As the impacted soil is located beneath a concrete floor over 4 inches thick, it is essentially inaccessible to direct contact. The metals concentrations that exceed regulatory criteria appear to be associated with historic fill and/or coal/wood ash. The application of an ELUR and the use of ash impacted soil exemptions in the RSRs will be a cost-effective and environmentally protective measure to establish compliance with the RSRs, although a variance may be needed to address the shallow depth (i.e., <2 feet below the slab).

REC 3 – Discharge Pipes to the Creek

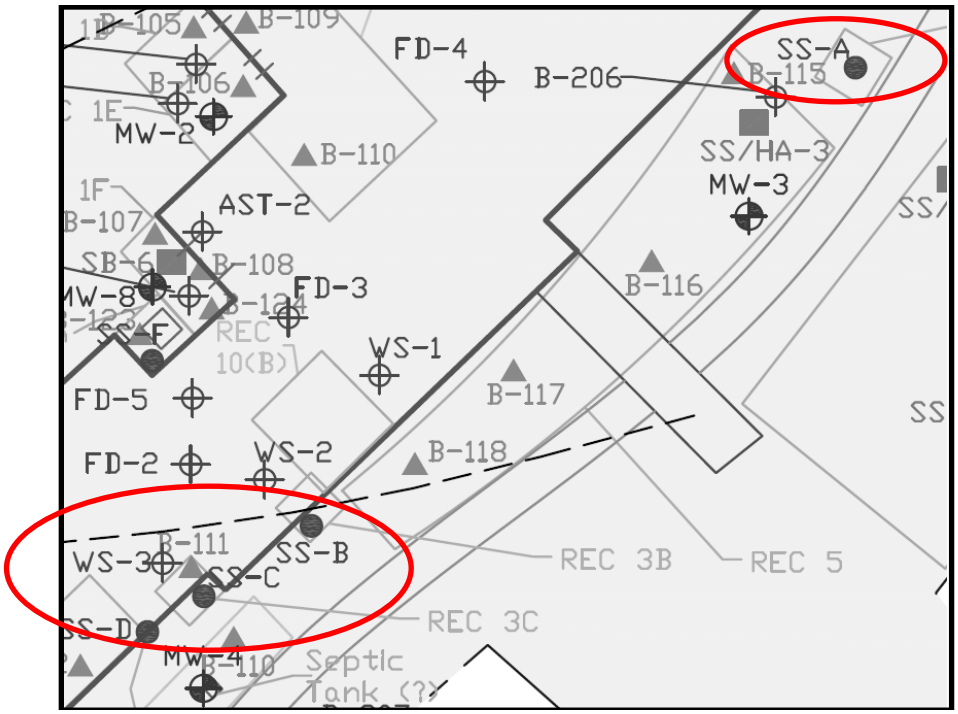

Inset 27: Surface soil sampling locations related to discharge pipes to the creek.

Four (4) apparent discharge pipes to the creek were observed penetrating the east side of the building that faces Pocotopaug Creek. These are identified on site plans as 3A, 3B, 3C, and 3D, from north to south. The material discharged through these pipes is unknown; however, based on the Site's manufacturing history and available analytical data, the waste streams for these apparent discharge pipes likely included petroleum and metals from metal working and finishing operations.

VHB collected one (1) surficial soil sample (i.e., 0-6" below grade) at the exterior of each building penetration to identify potential releases to the environment at these locations. These samples are identified as SS-A, SS-B, SS-C, and SS-D and were analyzed for ETPH, VOCs, PCBs, PAHs and Total and SPLP PP13 Metals. Analytical data is summarized in the inset table below.

ETPH was detected in each of the surficial soil samples with concentrations ranging from 630 to 6,100 mg/Kg. These concentrations exceed the RDEC and GAPMC for ETPH of 500 mg/Kg, and in the case of SS-B the I/CDEC of 2,500 mg/Kg. The total arsenic concentration of 49 mg/Kg exceeded the RDEC and I/CDEC of 10 mg/Kg for surficial soil sample SS-A; a leachable arsenic concentration of 0.0098 mg/L was reported for this sample which is below the GAPMC of 0.01 mg/L. The total lead concentration of 410 mg/Kg exceeded the RDEC of 400 mg/Kg (effective as of June 27, 2013) for surficial soil sample SS-B; a leachable lead concentration of 0.079 mg/L was reported for this sample which is below the GAPMC of 0.2 mg/L.

One (1) of the four (4) REC 3 surficial soil samples analyzed for PCBs had a detection of total PCBs of 0.7 mg/Kg, less than the RDEC of 1 mg/Kg. The VOC acetone was detected in one (1) surficial soil sample collected to characterize REC 3. Acetone was detected at a concentration of 0.24 mg/Kg, below the RDEC of 500 mg/Kg and the GAPMC of 14 mg/Kg. Acetone is often encountered as a breakdown product of PAHs. Total PAH concentrations for the REC 3 soil samples ranged from non-detect in SS-A to 58.3 mg/Kg in SS-B. Regarding the

PAH concentrations in sample SS-A, the surficial soil in the area beneath this piping penetration had been disturbed since the Phase II activities; a few inches of soil had been excavated and replaced with crushed, reclaimed asphalt. As a result, soil sample SS-A may not reflect surficial conditions in REC 3 and it is likely that the elevated PAHs detections in the SS-B, SS-C and SS-D soil samples are strictly surficial in nature and do not extend vertically down the soil column. Exceedances of the RDEC, I/CDEC and GAPMC were noted for the SS-B, SS-C and SS-D soil samples. As the distance between the Site building and the bank of the creek ranges from approximately two (2) to thirty (30) feet wide, the releases appear to be constrained to the creek bank and therefore are horizontally delineated by default. Deeper soil sample analytical results from adjacent and coincident RECs can be used to estimate the vertical extent of surface releases in REC 3.

.

Parameter	RSR DEC		RSR PMC	REC 3: Discharge Pipes to the Creek - Exceedances Only				
	I/C DEC (mg/Kg)	RES DEC (mg/Kg)	GA PMC (mg/L)	SS-A	SS-B	SS-C	SS-C'	SS-D
Sample Collection Date				7/11/2013	7/11/2013	7/11/2013	7/11/2013	7/11/2013
Sample Depth (Ft)				0.5	0.5	0.5	0.5	0.5
Laboratory Identification Number				13G0469-05	13G0469-06	13G0469-07	13G0469-07	13G0469-08
CTDEP ETPH (mg/Kg dry)								
ETPH	2500	500	500	**630**	**6100**	**820**	NT	**760**
SW-846 6010C (mg/Kg dry) Metals Digestion								
Arsenic	10	10		**49**	ND<4.9	ND<3.1	NT	ND<3.5
LEAD	1000	*400*		**34**	**410**	**100**	NT	**72**
SW-846 8270D (mg/Kg dry)				ND	**58.3**	**27.74**	**27.03**	**16.16**
BENZO(A)ANTHRACENE	7.80	1.00	1.00	ND<0.22	**2.9**	**2.2**	**1.9**	**1.4**
BENZO(A)PYRENE	1.00	1.00	1.00	ND<0.22	**6**	**2.2**	**2.5**	**1.5**
BENZO(B)FLUORANTHENE	7.80	1.00	1.00	ND<0.22	**15**	**3.5**	**3.1**	**2.1**
BENZO(G,H,I)PERYLENE	2500.00	1000.00	4.20	ND<0.22	**5.6**	**1.4**	**1.1**	**0.79**
BENZO(K)FLUORANTHENE	78.00	8.40	1.00	ND<0.22	**5**	**1.3**	**1.2**	**0.87**
CHRYSENE	780.00	84.00	1.00	ND<0.22	**5.6**	**2.5**	**2.3**	**1.5**
DIBENZ(A,H)ANTHRACENE	1.00	1.00	1.00	ND<0.22	**1.5**	ND<0.43	**0.34**	ND<0.25
FLUORANTHENE	2500.00	1000.00	5.60	ND<0.22	**4.4**	**5.1**	**6.4**	**3.1**
INDENO(1,2,3-CD)PYRENE	7.80	1.00	1.00	ND<0.22	**7.1**	**1.5**	**1.2**	**1**
PYRENE	2500.00	1000.00	4.00	ND<0.22	**3.8**	**5.1**	**3.9**	**2.6**

NOTES:
1. mg/Kg = milligrams per Kilogram (equivalent to parts per million or ppm); mg/L = milligrams per Liter (equivalent to parts per million)
2. NT = Not tested by this analytical method.
3. NE = None Established (Standard).
4. Detections in **BOLD TYPE**, detection limits exceeding criteria are shaded in grey
5. Detections shaded in yellow exceed GA PMC
6. Detections shaded in orange exceed Residential Direct Exposure Criteria (ResDEC)
7. Detections shaded in red exceed Industrial/Commercial Direct Exposure Criteria (I/CDEC)
8. RSR criteria and analytes use the same units (mg/Kg or mg/L).

Inset 28: REC 3 Soil Analytical Results – Exceedances Only

Well MW-3 is located between surficial soil sample SS-A and the creek. During the 2012 Phase II ESA groundwater sampling event, detections of total arsenic (2.5 µg/L), total barium (91 µg/L), chromium (7.4 µg/L) and an Surface Water Protection Criteria (SWPC) exceedance of total copper (49 µg/L) were reported for the MW-3 groundwater sample. The VOC 1,1-dichloroethane (1,1-DCA), a common degradation product of chlorinated solvents such as tetrachloroethane, was detected at a concentration of 1.7 µg/L which is below the GPC of 70 µg/L for this compound. No ETPH or PAHs were detected in the MW-3 groundwater sample collected during the 2012 Phase II ESA; ETPH and PAH analyses were not conducted on the Phase III ESA sample. The Phase III ESA groundwater sampling results for the MW-3 groundwater sample were similar to that obtained in 2012; with two (2) VOCS detected at low concentrations (chloromethane at 8.4 µg/L and 1,1-DCA at 1.1 µg/L), and no total PP13 metals or hexavalent chromium detections.

Access to the area between the building and the creek is very limited; walking from the north end to the south end of the eastern building exterior on the west side of the creek is not possible. The building is close to its northern abutting building, limiting equipment access. The channel is approximately twenty (20) feet wide and five (5) feet deep with swift moving water and a gravelly bed with banks full of cobbles and boulders; portions of old retaining walls are evident when looking west from the east side of the creek. The water usually appears about two (2) feet deep. The creek and building get closer from north to south; at the northern end the width is approximately thirty (30) feet, approximately halfway the width is reduced to approximately ten (10) feet prior to a jog in the building that closes the gap to less than two (2) feet in the vicinity of the SS-B, SS-C and SS-D sampling locations as well as REC 6 where the remnants of a foot bridge across the stream limit access to the rear of a garage that juts out from the extreme southeast corner of the Site building. After climbing through the footbridge remnants walking

approximately twenty (20) feet further leads to the rear (northern) wall of the garage. South of the Site building and garage is a bridge across the creek to the building materials business located across the creek from the Site.

Horizontal access is limited by surface features and vertical access is limited by the cobbly and bouldery layer with little soil matrix encountered at a depth of approximately three feet to four feet (3'-4') below grade in the area between the creek and the Site building. This coarse-grained layer appears to be underlain by schistose bedrock within ten feet (10') of grade, as encountered in other Site borings. With a thin unconsolidated material profile and a high water table, there is a limited volume of soil to be potentially impacted; substances which tend to sink into groundwater, dense non-aqueous phase liquids (DNAPL, i.e., chlorinated VOCs or PCBs) were not observed at the Site or were detected at concentrations approaching the solubility's of these substances. To apply an ELUR, the top two (2) feet of soil needs to meet direct exposure criteria in a paved scenario and the top four (4) feet in an unpaved scenario. With the equipment access restrictions and a shallow water table, it is unlikely that impacted surficial soils could be removed without relatively extraordinary means. Temporary covers or caps and manual methods of surficial soil excavation may need to be considered.

REC 4 – Interior Floor Drains and Trenches

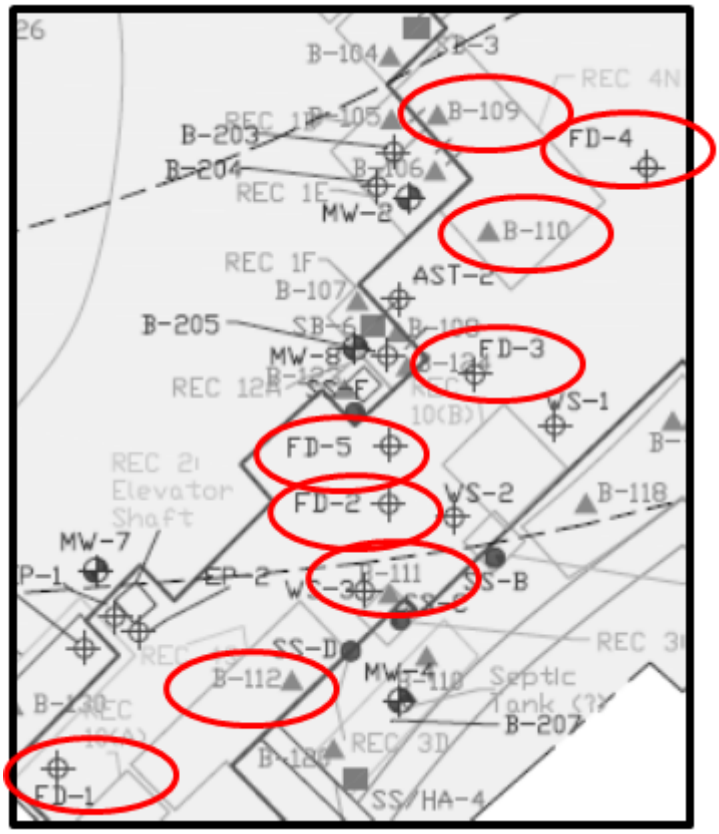

Inset 29: REC 4 Sample Locations

Parameter	RSR DEC		RSR PMC	REC 4: Interior Floor Drains and Trenches - Exceedances Only											
	I/C DEC (mg/Kg)	RES DEC (mg/Kg)	GA PMC (mg/L)	B-112	B-114	FD-1	FD-2	FD-3	FD-4	FD-5	B-109 2ft	B-110 2ft	B-110 2 ft Dup	B-111 2ft	B-113 2ft
Sample Collection Date				12/22/2011	12/22/2011	7/11/2013	7/10/2013	7/10/2013	7/10/2013	7/10/2013	12/21/2011	12/22/2011	12/22/2011	12/22/2011	12/22/2011
Sample Depth (Ft)				0.5	0.5	0.5	0.5	0.5	0.5	0.5	2	2	2	2	2
Laboratory Identification Number				11L0904-05	11L0904-07	13G0458-03	13G0458-08	13G0458-06	13G0469-02	13G0458-07	11L0859-12	11L0904-01	11L0904-02	11L0904-04	11L0904-06
CTDEP ETPH (mg/Kg dry)															
ETPH	2500	500	500	**59000**	**710**	ND<11	ND<11	**1600**	**34**	**190**	**75**	**270**	**350**	**240**	**120**
SW-846 6010C (mg/Kg dry) Metals Digestion															
Chromium, Total	NE	NE		**210**	**15**	**17**	**4.8**	**18**	**8**	**15**	**29**	**13**	**14**	**31**	**12**
Chromium 6+	100	100		NT	NT	NT	NT	NT	NT	NT	NT	NT	NT	NT	NT
COPPER	76000	2500		**1800**	**44**	**3.7**	**19**	**160**	**13**	**84**	**800**	**920**	**760**	**5300**	**2000**
LEAD	1000	*400*		**420**	**17**	**4.4**	**4.9**	**53**	**4**	**17**	**420**	**490**	**290**	**650**	**360**

NOTES:
1. mg/Kg = milligrams per Kilogram (equivalent to parts per million or ppm); mg/L = milligrams per Liter (equivalent to parts per million)
2. NT = Not tested by this analytical method.
3. NE = None Established (Standard).
4. Detections in **BOLD TYPE**, detection limits exceeding criteria are shaded in grey
5. Detections shaded in yellow exceed GA PMC
6. Detections shaded in orange exceed Residential Direct Exposure Criteria (ResDEC)
7. Detections shaded in red exceed Industrial/Commercial Direct Exposure Criteria (I/CDEC)
8. RSR criteria and analytes use the same units (mg/Kg or mg/L).
9. Diagonal Red Hatch indicates potential exceedance described in narrative text.

Inset 30: REC 4 Soil Analytical Summary – Exceedances Only

REC 4 is the designation for the interior floor drains and trenches of the Site building. As indicated in the table above, borings B-109 through B-114 were conducted as part of the 2012 Phase II. Samples FD-1, FD-2, FD-3, FD-4 and FD-5 were collected during Phase III activities.

Access is limited in many portions of the building and the floor is covered in most places by what appears to be speculative accumulation (i.e., scrap metal). A floor drain trench covered in steel plate exists at the southeast end of the Site building along the eastern wall. Soil sample B-112 was collected through the concrete base of this trench drain during the 2012 Phase II ESA. The Phase I ESA report referred to a floor drain in an area where drums of waste were stored; this was not observed during Phase III ESA activities. Several borings attempted through the concrete floor of the eastern side of the Site building during the 2012 investigation encountered over nineteen inches (19") of concrete and could not be penetrated with the core barrel, resulting in offset holes to the west toward the middle of the building's floor. These areas of thicker concrete appear to line up with the trench drain located at the southeast building corner interior. It is not known if these thick areas of concrete are related to a footing for the building or a filled-in trench that ran the length of the building. A layer of dark-colored soil, ranging in thickness from approximately one to six inches (1"-6") was observed in the REC 4 borings approximately one foot (1') below the floor. The dark-colored soil layer was visually similar to both fly ash and bottom slag fragments. No unusual odors or PID readings were noted for this soil.

Soil borings B-109, B-110, FD-3 and FD-4 were advanced to characterize the northern end of REC 4 and borings B-111, B-112, FD-1, FD-2 and FD-5 were advanced to characterize the southern end of REC-4. Borings B-113 and B-114 were advanced to characterize the garage that juts east from the southeast building corner.

Releases comprised of petroleum hydrocarbons, metals and PAHs have been detected in the sub-slab soil samples collected to characterize the soil beneath floors, trenches and drains within the Site building. ETPH was not detected in REC 4 soil samples FD-1 or FD-2. ETPH was detected in REC 4 soil samples B-109, B-110, FD-4, B-111, B-112 and FD-5 at concentrations ranging from 75 to 350 mg/Kg. ETPH concentrations in the B-114 and FD-3 soil samples exceeded the RDEC and the GAPMC for ETPH of 500 mg/Kg; for B-112 the ETPH concentration of 59,000 mg/Kg also exceeded the I/CDEC of 2,500 for ETPH. Metals were detected at elevated concentrations but in many cases not exceeding regulatory criteria. Total chromium was detected in the B-112 sample at a concentration of 210 mg/Kg. Total copper was detected at 5,300 mg/Kg in the B-111 soil sample, exceeding the RDEC. Total lead was detected in the soil samples from borings B-109, B-110, B-111 and B-112 at concentrations ranging from 420 to 650 mg/Kg, exceeding the RDEC of 400 mg/Kg for total lead. Leachable concentrations of copper, lead and zinc were detected but no exceedances were noted; these metals are major components in the alloy brass.

Eight (8) soil samples from REC 4 were analyzed for PCBs and none were detected. No regulatory VOC exceedances were reported by the laboratory; VOCS detected below regulatory standards included acetone, bromomethane, naphthalene, PCE, 1,1,1-trichloroethane (1,1,1-TCA) and trichloroethylene (TCE). Chlorinated VOC detections ranged from 2 to 4 µg/L. No regulatory exceedances for PAHs were reported by the laboratory. Total PAH concentrations ranged from non-detect (ND) to 2.9 mg/Kg. The highest concentrations were detected in the soil samples at the southern end of the building where the dark colored soil layer appeared at its thickest in sub-slab soil samples. VHB was unable to observe the current or former connection of the trench drain located at soil boring location B-112 to any other drain. The trench drain is approximately two feet (2') deep, often wet, and may intersect the water table. Some impacted soil removal and a concrete cap may be used to render the trench drain inaccessible and to prevent direct exposure, with an ELUR and potential depth variance in place.

REC 5 – Exterior Material Storage Areas

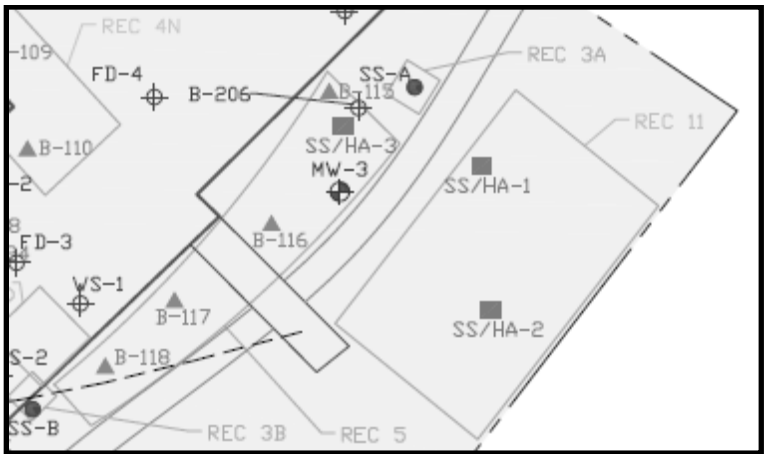

Inset 31: REC 5 layout between the north end of the building and the creek.

Parameter	RSR DEC		RSR PMC	REC 5: Exterior Material Storage Areas - Exceedances Only									
	I/C DEC (mg/Kg)	RES DEC (mg/Kg)	GA PMC (mg/L)	SS 3 0-6IN	SS 3 0-6IN DUP	B-118	B-115 2ft	B-117 2ft	B-206, 2'	HA 3 3-4FT	B-116/MW-3 2-4ft	B-116/MW-3 2-4ft DUP	B-206, 4'
Sample Collection Date				10/27/2008	10/27/2008	12/22/2011	12/21/2011	12/21/2011	7/10/2013	10/27/2008	12/21/2011	12/21/2011	7/10/2013
Sample Depth (Ft)				0.5	0.5	0.5	2	2	2	3'-4'	2-4'	2-4'	4
Laboratory Identification Number				08B43572	08B43573	11L0904-10	11L0859-10	11L0859-07	13G0469-03	08B43574	11L0859-08	11L0859-09	13G0469-04
SW-846 6010C (mg/Kg dry) Metals Digestion													
Arsenic	10	10		**9.77**	**7.49**	ND<2.7	ND<3.4	**12**	**7.6**	**10.5**	**12**	**11**	**12**
Chromium, Total	NE	NE		**56.1**	**120**	**20**	**18**	**11**	**27**	**194**	**24**	**27**	**34**
Chromium 6+	100	100		NT	**90.5**	NT	NT	NT	ND<0.20	**48.6**	NT	NT	ND<0.19
COPPER	76000	2500		**2350**	**3200**	**260**	**610**	**760**	**920**	**1160**	**540**	**460**	**630**
LEAD	1000	*400*		**309**	**1030**	**150**	**160**	**100**	**130**	**914**	**69**	**62**	**74**
SPLP Metals (mg/L)													
COPPER			1.3	NT	**1.47**	NT	NT	NT	**0.59**	NT	NT	NT	**0.24**
SW-846 8270D (mg/Kg dry)				ND	NT	**1.03**	**1.01**	**0.54**	**0.45**	**63.109**	ND	ND	**0.21**
BENZO(A)ANTHRACENE	7.80	1.00	1.00	ND<0.203	NT	ND<0.19	ND<0.24	ND<0.21	ND<0.21	**3.8**	ND<0.23	ND<0.23	ND<0.20
BENZO(A)PYRENE	1.00	1.00	1.00	ND<0.203	NT	ND<0.19	ND<0.24	ND<0.21	ND<0.21	**3.47**	ND<0.23	ND<0.23	ND<0.20
BENZO(B)FLUORANTHENE	7.80	1.00	1.00	ND<0.203	NT	**0.22**	**0.26**	**0.22**	ND<0.21	**3.42**	ND<0.23	ND<0.23	**0.21**
BENZO(K)FLUORANTHENE	78.00	8.40	1.00	ND<0.203	NT	ND<0.19	ND<0.24	ND<0.21	ND<0.21	**1.85**	ND<0.23	ND<0.23	ND<0.20
CHRYSENE	780.00	84.00	1.00	ND<0.41	NT	**0.21**	ND<0.24	ND<0.21	ND<0.21	**3.86**	ND<0.23	ND<0.23	ND<0.20
FLUORANTHENE	2500.00	1000.00	5.60	ND<0.203	NT	**0.25**	**0.35**	ND<0.21	**0.22**	**10.5**	ND<0.23	ND<0.23	ND<0.20
INDENO(1,2,3-CD)PYRENE	7.80	1.00	1.00	ND<0.203	NT	ND<0.19	ND<0.24	ND<0.21	ND<0.21	**2.2**	ND<0.23	ND<0.23	ND<0.20
PHENANTHRENE	2500.00	1000.00	4.00	ND<0.203	NT	ND<0.19	ND<0.24	ND<0.21	ND<0.21	**11.9**	ND<0.23	ND<0.23	ND<0.20
PYRENE	2500.00	1000.00	4.00	ND<0.203	NT	**0.35**	**0.4**	**0.32**	**0.23**	**9.75**	ND<0.23	ND<0.23	ND<0.20

NOTES:
1. mg/Kg = milligrams per Kilogram (equivalent to parts per million or ppm); mg/L = milligrams per Liter (equivalent to parts per million)
2. NT = Not tested by this analytical method.
3. NE = None Established (Standard).
4. Detections in **BOLD TYPE**, detection limits exceeding criteria are shaded in grey
5. Detections shaded in yellow exceed GA PMC
6. Detections shaded in orange exceed Residential Direct Exposure Criteria (ResDEC)
7. Detections shaded in red exceed Industrial/Commercial Direct Exposure Criteria (I/CDEC)
8. RSR criteria and analytes use the same units (mg/Kg or mg/L).
9. Diagonal Red Hatch indicates potential exceedance described in narrative text.

Inset 32: REC 5 Soil Analytical Summary

During the 2012 Phase II ESA, six (6) soil samples were collected from the exterior material storage areas and submitted for laboratory analysis of ETPH, VOCs, PAHs, and Total Heavy Metals. Lead, copper, and arsenic were reported above the regulatory criteria in some of the sampling locations. Low levels of PAHs and ETPH (i.e. below regulatory criteria) were present in some of the samples. No VOCs were reported above laboratory reporting limits. One groundwater sample was collected from MW-3 in this area and laboratory results identified heavy metal concentrations in excess of the GPC in addition to low levels of 1,1-DCA.

It is possible that shallow impacts in this area (0-1' below grade) may be attributable to historic material storage operations; while deeper impacts (2-4' below grade) may be related to the artificial filling of coal or wood ash.

VHB proposed to advance one soil boring (B-206) in this area as part of the Phase III Investigations. Soil samples were to be collected from 2', 4' and 6' below grade with each analyzed for ETPH, VOCs, PAHs and Total and SPLP PP13 Metals and chromium 6+. During 4 attempts to complete B-206 to a depth of six feet (6'), a layer of

boulders and large cobbles with little soil matrix was encountered at a depth of four to four and one half feet (4'-4.5'); therefore the six-foot soil sample could not be collected. A soil sample from B-206 at a depth of three to four feet (3'-4') was archived for ash content analysis via microscopy, if needed. Monitoring well MW-3 was resampled for VOCs, Total PP13 Metals and hexavalent chromium based on previous detections.

The chemical distribution of impacts to soil appears irregular with no apparent pattern. ETPH concentrations were reported to be relatively low, ranging from ND to 190 mg/Kg in B-118 at a depth of 0.5 feet. Some total metals concentrations exceed regulatory criteria; only one (1) leachable metals exceedance of the GAPMC was reported for leachable copper at a concentration of 1.47 mg/L, exceeding the GAPMC of 1.3 mg/L for copper. Total arsenic ranged in concentration from non-detectable to 12 mg/Kg, exceeding the RDEC and I/CDEC of 10 mg/Kg for this substance; leachable arsenic was not detected. Total chromium ranged in concentration from 11 to 220 mg/Kg in SS-3, 0-6; leachable chromium was not detected. Total copper ranged in concentration from 260 to 3,200 mg/Kg in the SS-3, 0-6" soil sample which exceeds the RDEC of 2,500 mg/Kg; as discussed above there was a detection of leachable copper at a concentration of 1.47 mg/L, exceeding the GAPMC of 1.3 mg/L for copper. Total lead was detected at concentrations ranging from 62 to 1,030 mg/Kg, with a RDEC exceedance noted for soil sample HA-3, 3'-4' at a concentration of 914 mg/Kg and an I/CDEC exceedance noted for SS-3, 0-6" at a concentration of 1,030 mg/Kg. Leachable lead concentrations were detected at concentrations ranging from 0.005 to 0.017 mg/L, which does not exceed the GAPMC for lead of 0.2 mg/L.

No PCBs or VOCs were detected in the REC 5 soil samples. PAHs ranged in concentration from ND to 63.109 mg/Kg, with regulatory exceedances reported for HA-3, 3'-4'. Analysis of leachable PAHs for this sample resulted in no detectable PAHs.

Impact appears to have a source related to ash and to brass. Variability within soil sample aliquots is moderate; while each aliquot of the same sample may contain elevated concentrations of metals some aliquots have exceedances. Overall, a trend of moderate total metals and PAHs concentrations and low to non-detectable leachable total metals and PAHs concentrations is present for soil samples collected at the Site. The prevention of direct exposure by excavation and capping is a typical solution for this trend. This is relatively inexpensive and results in removal of highly impacted soil along with isolation by placement of a cap or other engineered barrier. An ELUR would also be required in conjunction with this approach.

REC 6 – Septic Tank

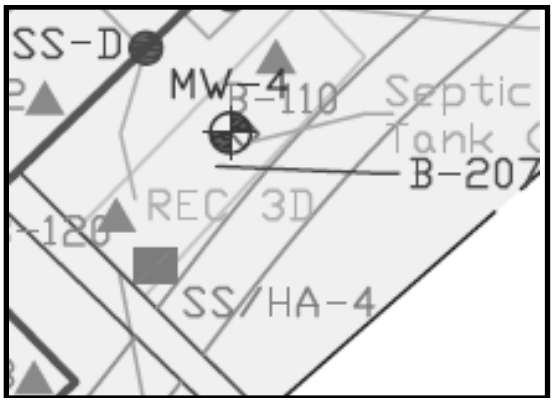

Inset 33: REC 6 Location

Inset 34: "MW-4" set in round concrete hole that appears to be a septic tank.

Parameter	RSR DEC		RSR PMC	REC 6: Discolored Soil & Septic Tank Area - Exceedances Only					
	I/C DEC (mg/Kg)	RES DEC (mg/Kg)	GA PMC (mg/L)	SS 4 0-6IN	HA 4 1-2Ft	B-119 1.5ft	B-120 2ft	VOID SEDIMENT	Void Sludge
Sample Collection Date				10/27/2008	10/27/2008	12/22/2011	12/22/2011	10/27/2008	12/22/2011
Sample Depth (Ft)				0-0.5'	1-2'	1.5	2	NA	NA
Laboratory Identification Number				08843575	08843576	11L0904-08	11L0904-09	08843593	11L0904-11
CTDEP ETPH (mg/Kg dry)									
ETPH	2500	500	500	**2300**	**920**	**1800**	**1100**	**21000**	**97000**
SM 2540G (% Wt)									
% Solids				59	77.8	67.9	74.3	47.3	51.9
SW-846 6010C (mg/Kg dry) Metals Digestion									
ANTIMONY	8200	27		ND<6.78	ND<5.15	ND<3.6	**31**	ND<8.46	ND<4.7
Arsenic	10	10		**12.4**	**11.9**	ND<3.6	**5.7**	**10.1**	**6**
Cadmium	1000	34		**4.36**	**273**	**23**	**5.4**	**15.6**	**23**
Chromium, Total	NE	NE		**69.5**	**541**	**63**	**39**	**41**	**52**
Chromium 6+	100	100		NT	ND<1.99	NT	NT	NT	NT
COPPER	76000	2500		**1870**	**1870**	**970**	**9100**	**1910**	**1300**
LEAD	1000	400		**657**	**1150**	**710**	**1700**	**367**	**300**
Nickel	7500	1400		**193**	**16700**	**5200**	**1700**	**1090**	**360**
SPLP Metals (mg/L)									
Cadmium			0.005	NT	**0.0336**	NT	NT	NT	NT
Nickel			0.1	NT	**1.41**	NT	NT	NT	NT
SW-846 8260C (mg/Kg dry)				ND	**0.004**	**0.0063**	ND	NT	**44.52**
M/P-XYLENE	1000	500	19.5	NT	ND<0.005	ND<0.0034	ND<0.0031	NT	**26**
O-XYLENE	1000	500	19.5	NT	ND<0.003	ND<0.0017	ND<0.0016	NT	**9.4**
SW-846 8270D (mg/Kg dry)				NT	ND	**29.33**	**5.51**	**17.2**	**11.9**
BENZO(A)ANTHRACENE	7.80	1.00	1.00	NT	ND<0.215	**2.1**	**0.44**	ND<1.77	ND<3.9
BENZO(A)PYRENE	1.00	1.00	1.00	NT	ND<0.215	**2.7**	**0.52**	ND<1.77	ND<3.9
BENZO(B)FLUORANTHENE	7.80	1.00	1.00	NT	ND<0.215	**3.8**	**0.73**	**2.01**	ND<3.9
BENZO(K)FLUORANTHENE	78.00	8.40	1.00	NT	ND<0.215	**1.6**	**0.28**	ND<1.77	ND<3.9
CHRYSENE	780.00	84.00	1.00	NT	ND<0.215	**3.2**	**0.61**	**1.86**	ND<3.9
FLUORANTHENE	2500.00	1000.00	5.60	NT	ND<0.215	**4.4**	**0.66**	**3.27**	**5.5**
INDENO(1,2,3-CD)PYRENE	7.80	1.00	1.00	NT	ND<0.215	**1.9**	**0.47**	**2.06**	ND<3.9
PHENANTHRENE	2500.00	1000.00	4.00	NT	ND<0.215	**3.1**	**0.46**	**2.27**	ND<3.9
PYRENE	2500.00	1000.00	4.00	NT	ND<0.215	**4.2**	**0.9**	**3.74**	**6.4**

NOTES:
1. mg/Kg = milligrams per Kilogram (equivalent to parts per million or ppm); mg/L = milligrams per Liter (equivalent to parts per million)
2. NT = Not tested by this analytical method.
3. NE = None Established (Standard).
4. Detections in **BOLD TYPE**, detection limits exceeding criteria are shaded in grey
5. Detections shaded in yellow exceed GA PMC
6. Detections shaded in orange exceed Residential Direct Exposure Criteria (ResDEC)
7. Detections shaded in red exceed Industrial/Commercial Direct Exposure Criteria (I/CDEC)
8. RSR criteria and analytes use the same units (mg/Kg or mg/L).
9. Hatched columns present data that the Remediation Standard Regulations technically do not apply to as they are not considered to be "in the environment" but contained.
10. Diagonal Red Hatch indicates potential exceedance described in narrative text.

Inset 35: REC 6 Soil and Septic Tank Contents Analytical Results – Exceedances Only

Note: Regarding the Inset Table above, the values for the "Void Sludge" and "Void Sediment" samples are provided for comparison only to the neighboring soil samples; the RSRs would not apply to the sludge and sediment if the structure is confirmed to be a tank and therefore, they are not placed directly in contact with the environment. However, if the structure is a drywell, then the RSR's would be applicable.

REC 6 is located in an area accessible only by foot north of the remnants of a footbridge across the creek and south of a section of the building that juts toward the creek leaving a path less than two feet (2') wide and overgrown with vines/poison ivy growing up along the walls of the building. The Phase I ESA referred to this structure as a "void in

the ground;" closer inspection revealed what appears to be a concrete tank or septic tank. The Site is currently served by a municipal sewer system with a lateral that appears recently installed (i.e., the last 10 years or so) and extends from the building to Skinner Street to the west, but it is likely that an on-site septic system was used initially. During 4 attempts to complete B-207 to a depth of six feet (6'), a layer of boulders and large cobbles with little soil matrix was encountered at a depth of two feet (2'); therefore the four and six-foot soil samples could not be collected; the two-foot sample was not analyzed as existing information sufficed to characterize the soil impact in this area.

ETPH concentrations for the four (4) soil samples analyzed to characterize REC 6 that were collected in 2008 and 2011 ranged from 920 to 2,300 mg/Kg, exceeding the RDEC and GAPMC of 500 mg/Kg. Total metals detected at concentrations exceeding the I/CDEC include arsenic, lead and nickel; detections of total antimony, arsenic, cadmium, copper, lead, and nickel exceed the RDEC. SPLP analysis of the soil sample with the highest total metals concentration, HA-4, 1'-2', has leachable copper and lead detections as well as cadmium and nickel exceedances of the GAPMC. PCBs were detected in two of four soil samples at concentrations ranging from 0.16 to 0.58 mg/Kg, less than the RDEC of 1 mg/Kg. Two VOCs were detected in REC 6 soil samples. 1,1-dichloroethane (1,1-DCA) was detected in two soil samples at the concentrations of 0.0021 and 0.004 mg/Kg, which is below the RDEC of 500 mg/Kg and the GAPMC of 1.4 mg/Kg. TCE was detected in two soil samples at concentrations of 0.0017 and 0.0042 mg/Kg, well below the RDEC of 56 mg/Kg and the GAPMC of 7 mg/Kg. The VOCs detected in the "void" sludge and sediment samples are commonly associated with petroleum and/or fuels. Total PAHs range in concentration from non-detect to 29.33 mg/Kg with concentrations exceeding the RDEC and GAPMC in the soil sample collected from B-119 at a depth of 1.5 feet below grade.

REC 7 – Heating Oil Underground Storage Tank (UST)

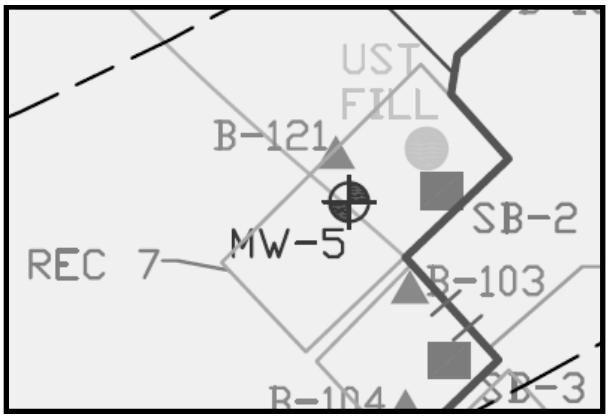

Inset 37: REC 7; note fill and vent pipes.

Inset 36: REC 7 Layout.

Parameter	RSR DEC		REC 6: Discolored Soil & Septic Tank Area - Exceedances Only			
	I/C DEC (mg/Kg)	RES DEC (mg/Kg)	SB-2 3-4FT	SB-2 5-6FT	SB-3 4-4.5FT	B-121 2.5ft
Sample Collection Date			10/24/2008	10/24/2008	10/24/2008	12/21/2011
Sample Depth (Ft)			3-4'	5-6'	4-4.5'	2.5
Laboratory Identification Number			08B43308	08B43309	08B43311	11L0797-05
SW-846 6010C (mg/Kg dry) Metals Digestion						
Arsenic	10	10	**14.5**	**6.22**	**121**	**15**
BERYLLIUM	2	2	**0.93**	**0.34**	**2.06**	ND<0.34

NOTES:
1. mg/Kg = milligrams per Kilogram (equivalent to parts per million or ppm); mg/L = milligrams per Liter (equivalent to parts per million)
2. NT = Not tested by this analytical method.
3. NE = None Established (Standard).
4. Detections in **BOLD TYPE**, detection limits exceeding criteria are shaded in grey
5. Detections shaded in yellow exceed GA PMC
6. Detections shaded in orange exceed Residential Direct Exposure Criteria (ResDEC)
7. Detections shaded in red exceed Industrial/Commercial Direct Exposure Criteria (I/CDEC)
8. RSR criteria and analytes use the same units (mg/Kg or mg/L).

Inset 38: REC 7 Soil Analytical Summary to date.

The UST was not excavated as part of the Phase III Investigation; therefore the REC 7 samples proposed for the Phase III ESA have not been collected. VHB intends to be present when the UST is excavated by the property owner to collect appropriate samples and make visual observations of the soil in this area and the condition of the UST and associated piping. VHB will collect four (4) sidewall soil samples and one bottom soil sample for analysis of the following CTDEEP-required parameters:

- ETPH (CTDEEP Methodology); highest soil sample ETPH detection will be further analyzed for
- VOCs by U.S. EPA 8260 and SVOCs by EPA Method 8270; and
- Any "black" soil horizons will be analyzed for Total PP13 Metals.

VHB is essentially on-call to complete this work and will issue an addendum to this Phase III ESA report once the tank closure task is completed.

As with other areas of the Site, total metals exceedances, arsenic in particular, and low level ETPH and VOCs have been detected. No PAHs were detected in the soil samples which were collected from 2.5 to 6 feet in depth.

REC 8 – Interior Drummed Waste Storage & Potential Asbestos-Containing Material (ACM)

Prior to the Phase III Investigation, no investigations had been performed in the area reportedly used to store drummed waste and/or potential ACM. Therefore, the Phase III included a visual inspection of the area and the collection of three (3) soil samples from below the floor slab in the 0-6" soil depth interval. The three (3) soil samples, WS-1, WS-2 and WS-3, were analyzed for ETPH, VOCs, PAHs, PCBs and Total and SPLP PP13 Metals.

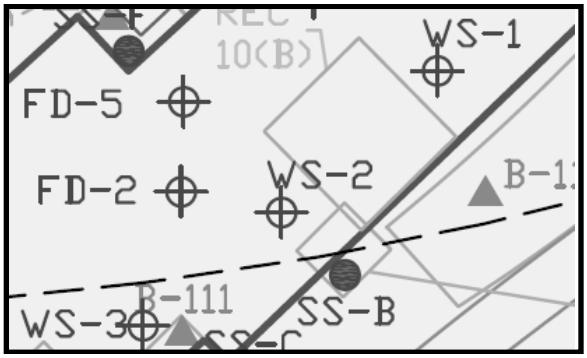

Inset 39: Rec 8 WS-1,2,3 Sampling Locations

Inset 40: Former Drummed Liquid Waste Storage Area (REC 8)

Inset 41: The dark-colored soil layer tapered to an inch in thickness beneath the middle of the building.

Inset 42: Close up reveals pink drape over dark-colored layer appears to be paint, with soil particles stuck to the bottom of the pink layer but not to the top, as though the paint dried on top of the dark-colored soil layer. This was observed in a few other soil borings, both east and west of the building.

REC 8 is the central, ground floor, portion of the building that is accessible to a forklift; the Phase I ESA referred to the storage of drums of liquid waste in this area, primarily oily water. The multiple imprints of machinery pedestals in this area suggest that manufacturing such as the "Press room" referred to in the 1956 Sanborn Map in the Phase I ESA, may have been conducted in this area. Currently, the area is being cleared for tenant space. Coring of the

concrete floor revealed areas of thick concrete, over 19 inches in thickness along the eastern wall of this room, with the remaining western areas having a floor thickness of four to seven inches (4”-7”). The goal of this sampling was to evaluate the potential for liquid waste releases through the floor and as such the soil samples selected for analysis were from the sand above the dark-colored soil layer observed at a depth of one foot (1’) below the concrete floor slab.

Parameter	RSR DEC		RSR PMC			
	I/C DEC (mg/Kg)	RES DEC (mg/Kg)	GA PMC (mg/L)	WS-1	WS-2	WS-3
Area of Concern (AOC) / Recognized Environmental Condition (REC) / Historic REC (HREC) / Business Environmental Concern (BEC) / Potential Release Area (PRA) / Release Area (RA)				**8**	**8**	**8**
Consultant				**VHB**	**VHB**	**VHB**
Investigation Phase				**P III**	**P III**	**P III**
Sample Collection Date				7/10/2013	7/10/2013	7/10/2013
Sample Depth (Ft)				0.5	0.5	0.5
Laboratory Identification Number				13G0458-09	13G0458-10	13G0458-11
CTDEP ETPH (mg/Kg dry)						
ETPH	2500	500	500	ND<11	ND<11	ND<11
SM 2540G (% Wt)						
% Solids				91.4	89.8	90.5
SW-846 6010C (mg/Kg dry) Metals Digestion						
Chromium, Total	NE	NE		**4.1**	**4.3**	**4.7**
COPPER	76000	2500		**7.2**	**9.9**	**18**
LEAD	1000	*400*		**2.7**	**9.7**	**4.4**
Nickel	7500	1400		**3.3**	**3.6**	**4.5**
Zinc	610000	20000		**17**	**14**	**16**
SW-846 7471B (mg/Kg dry) Metals Digestion						
Mercury	610	20		ND<0.027	ND<0.027	ND<0.28
SPLP Metals (mg/L)				ND	ND	ND
SPLP Mercury (ug/L)			0.002	ND<0.0000001	ND<0.0000001	ND<0.0000001
SW-846 8082A (mg/Kg dry)	10	1		ND	ND	ND
SW-846 8260C (mg/Kg dry)				**0.0065**	ND	ND
TRICHLOROETHYLENE	520	56	0.1	**0.0065**	ND<0.0015	ND<0.0015
SW-846 8270D (mg/Kg dry)				ND	ND	ND
8270 SPLP mg/L				NT	NT	NT

NOTES:
1. mg/Kg = milligrams per Kilogram (equivalent to parts per million or ppm); mg/L = milligrams per Liter (equivalent to parts per million)
2. NT = Not tested by this analytical method.
3. NE = None Established (Standard).
4. Detections in **BOLD TYPE**, detection limits exceeding criteria are shaded in grey
5. Detections shaded in yellow exceed GA PMC
6. Detections shaded in orange exceed Residential Direct Exposure Criteria (ResDEC)
7. Detections shaded in red exceed Industrial/Commercial Direct Exposure Criteria (I/CDEC)
8. RSR criteria and analytes use the same units (mg/Kg or mg/L).

Inset 43: REC 8 Soil Sample Analytical Summary – Detections but no Exceedances

No ETPH, PCBs or PAHs were detected in the REC 8 soil samples above laboratory reporting limits. Total metals were detected below regulatory concentrations and no leachable metals were detected. TCE was detected in one soil sample, WS-1, at a concentration of 0.0065 mg/Kg, which is below the RDEC of 56 mg/Kg and the GAPMC of 0.1 mg/Kg.

The results of analysis conducted resulted in no constituents detected above regulatory criteria in the REC 8 area.

REC 9 – Reported Floor Drain

A floor drain had been reported to exist in the first floor former factory area where the drummed wastes were stored. VHB proposed to visually inspect this area and collect a sub-slab soil sample near the reported floor drain location for release detection. VHB was unable to locate a floor drain during our inspection and, therefore, proposed sample FD-5 was collected to enhance REC 4 – Interior Floor Drains and Trenches information. FD-5 was located along the western side of the building away from the FD-1 through FD-4 soil samples and the thick concrete encountered along the eastern side of the building.

The soil sample, FD-5, was analyzed for ETPH, VOCs, PAHs, PCBs, and Total and SPLP PP13 Metals. Soil analytical data is presented with REC 4 (see Inset 30, above). No regulatory exceedances were reported for the FD-5 soil sample.

REC 10 – Aboveground Storage Tanks (ASTs)

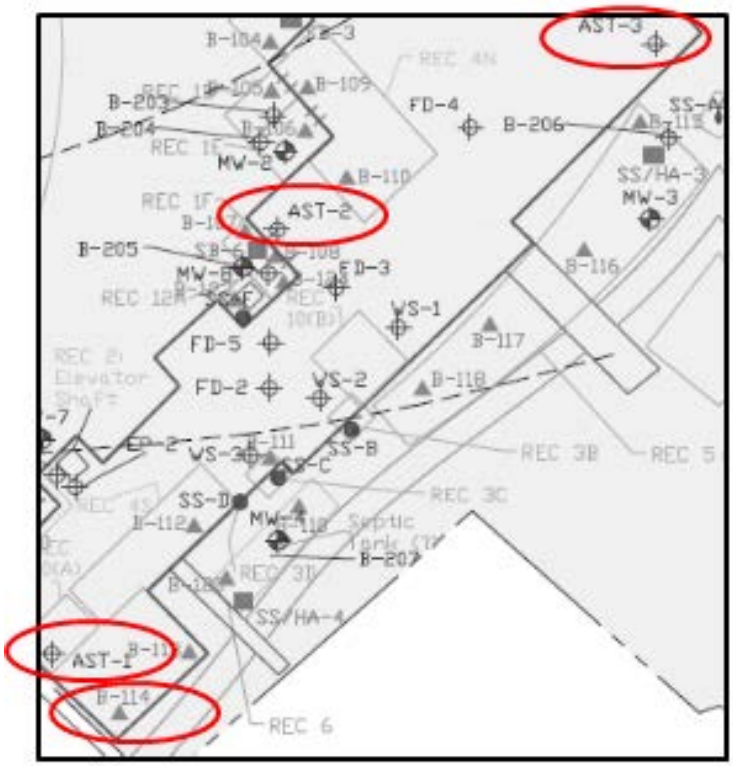

Inset 44: REC 10 Interior Heating Oil AST Locations

Inset 45: AST-3 location with 2 ASTs

Inset 46: AST-2 location with 2 ASTs

Inset 47: AST-1 location with 1 AST



Inset 48: B-114 location with 1 AST

Six (6) ASTs are located within the site building in four (4) locations as depicted on the insets presented above. Minor floor staining was noted at each location and the concrete floor slab appeared competent in each location.

Parameter	RSR DEC		RSR PMC	REC 10: Six (6) Interior ASTs - Exceedances Only			
	I/C DEC (mg/Kg)	RES DEC (mg/Kg)	GA PMC (mg/L)	B-114	AST-1	AST-2	AST-3
Sample Collection Date				12/22/2011	7/10/2013	7/10/2013	7/10/2013
Sample Depth (Ft)				0.17	0.5	0.5	0.5
Laboratory Identification Number				11L0904-07	13G0458-04	13G0458-05	13G0469-01
CTDEP ETPH (mg/Kg dry)							
ETPH	2500	500	500	**710**	**5100**	**410**	**39**

NOTES:
1. mg/Kg = milligrams per Kilogram (equivalent to parts per million or ppm); mg/L = milligrams per Liter (equivalent to parts per million)
2. NT = Not tested by this analytical method.
3. NE = None Established (Standard).
4. Detections in **BOLD TYPE**, detection limits exceeding criteria are shaded in grey
5. Detections shaded in yellow exceed GA PMC
6. Detections shaded in orange exceed Residential Direct Exposure Criteria (ResDEC)
7. Detections shaded in red exceed Industrial/Commercial Direct Exposure Criteria (I/CDEC)
8. RSR criteria and analytes use the same units (mg/Kg or mg/L).

Inset 49: REC 10 Soil Analytical Results – Exceedances Only

As with all of the inset tables contained within the narrative of this report, only RSRs exceedances are presented; full data tables with all detections are included as Table 2 for the Soil Analytical Summary and Table 3 for the Groundwater Analytical Summary for review and the laboratory analytical reports are attached as Appendix C.

ETPH was analyzed in each soil sample collected to characterize the soil beneath the concrete floor slab at each AST location within the building. No exceedances were reported for locations AST-2 and AST-3; however, ETPH was reported at a concentration of 710 mg/Kg at location B-114 which exceeded the RDEC and GAPMC of 500 mg/Kg. ETPH was also reported at a concentration of 5,100 mg/Kg at location AST-1, exceeding the I/CDEC of 2,500 mg/Kg. No total or leachable metals concentrations were reported above regulatory criteria. No VOCs or PCBs were reported above laboratory reporting limits in the B-114 soil sample analyzed in 2011. No PAHs were reported at concentrations that exceeded the regulatory criteria.

Soil sample locations AST-1 and B-114 are within the oldest portion of the Site building. The ETPH results may be associated with historical operations and/or operation of an AST in this area. The existing AST appeared to be in fair to good condition. AST-1 is south of the trench drain at location B-112 in REC 4 – Interior Floor Drains and Trenches.

REC 11 – Partially Buried Drums

During prior Phase II activities, a composite sample was collected from the contents of 2 of the drums located at the Site and submitted for laboratory analysis. ETPH was reported at a concentration that exceeded the RDEC and I/C DEC in the analyzed sample. Several VOCs were reported in the analyzed sample including benzene at a concentration in excess of the GA PMC. PCBs and PAHs were not reported above the laboratory detection limits in the samples. Four soil samples were collected during the AECOM limited Phase II ESA; no regulatory exceedances were noted. Waste characterization and consolidation of drum contents and confirmatory post-excavation sampling for ETPH and VOCs analyses will be conducted upon drum excavation and removal.

REC 12 – Electrical Transformers – Pad-mounted (A) and Pole-mounted (B)

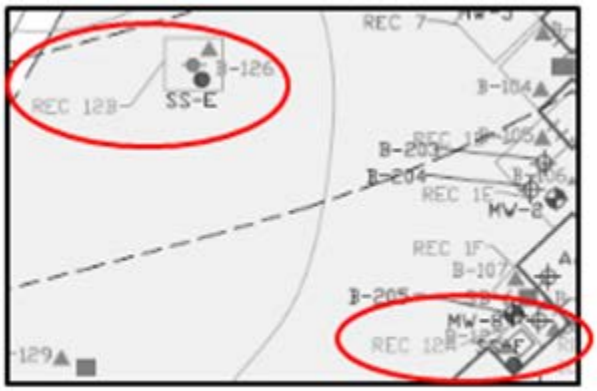

Inset 50: REC 12 soil sampling locations

Inset 51: Pad-mount is gray box in background, pole-mount is mid-photo.

Parameter	RSR DEC		RSR PMC	REC 12: Pad (12A) and Pole (12B) Mounted Electrical Transformers			
	I/C DEC (mg/Kg)	RES DEC (mg/Kg)	GA PMC (mg/L)	B-123 2ft	SS-F	B-126 3ft	SS-E
Sample Collection Date				12/21/2011	7/11/2013	12/21/2011	7/11/2013
Sample Depth (Ft)				2	0.5	3	0.5
Laboratory Identification Number				11L0797-12	13G0469-10	11L0859-02	13G0469-09
CTDEP ETPH (mg/Kg dry)							
ETPH	2500	500	500	**1000**	**550**	ND<11	NT
SW-846 8082A (mg/Kg dry)	10	1		ND	ND	ND	ND

NOTES:
1. mg/Kg = milligrams per Kilogram (equivalent to parts per million or ppm); mg/L = milligrams per Liter (equivalent to parts per million)
2. NT = Not tested by this analytical method.
3. NE = None Established (Standard).
4. Detections in **BOLD TYPE**, detection limits exceeding criteria are shaded in grey
5. Detections shaded in yellow exceed GA PMC
6. Detections shaded in orange exceed Residential Direct Exposure Criteria (ResDEC)
7. Detections shaded in red exceed Industrial/Commercial Direct Exposure Criteria (I/CDEC)
8. RSR criteria and analytes use the same units (mg/Kg or mg/L).

Contaminants of concern for electrical transformers include PCBs and petroleum hydrocarbons. Two samples were collected as part of the Phase III Investigation to supplement the previous 2 samples collected in the REC12 area in 2011. PCBs were not detected in any of the four (4) soil samples collected from REC 12 (See results above for SWA-846 EPA Method 8082A). The 2013 sampling found ETPH at a concentration of 550 mg/Kg in sample SS-F associated with REC 12A, the pad-mounted transformer close to the middle of the site building. ETPH concentrations ranged from 550 to 1,000 mg/Kg at REC 12A, the pad-mounted electrical transformer, exceeding the RDEC and GAPMC of 500 mg/Kg but not the I/CDEC of 2,500 mg/Kg. PAHs and metals were detected but did not exceed applicable regulatory criteria.

REC 13 – Potential Asbestos Containing Floor Tile

This REC was not included in the authorized VHB scope of work.

REC 14 – Potential Lead Based Paint

This REC was not included in the authorized VHB scope of work.

REC 15 – Potential Contaminated Sediment

This REC is to be addressed at a future time per the authorized VHB scope of work.

REC 17 – Site-Wide Fill

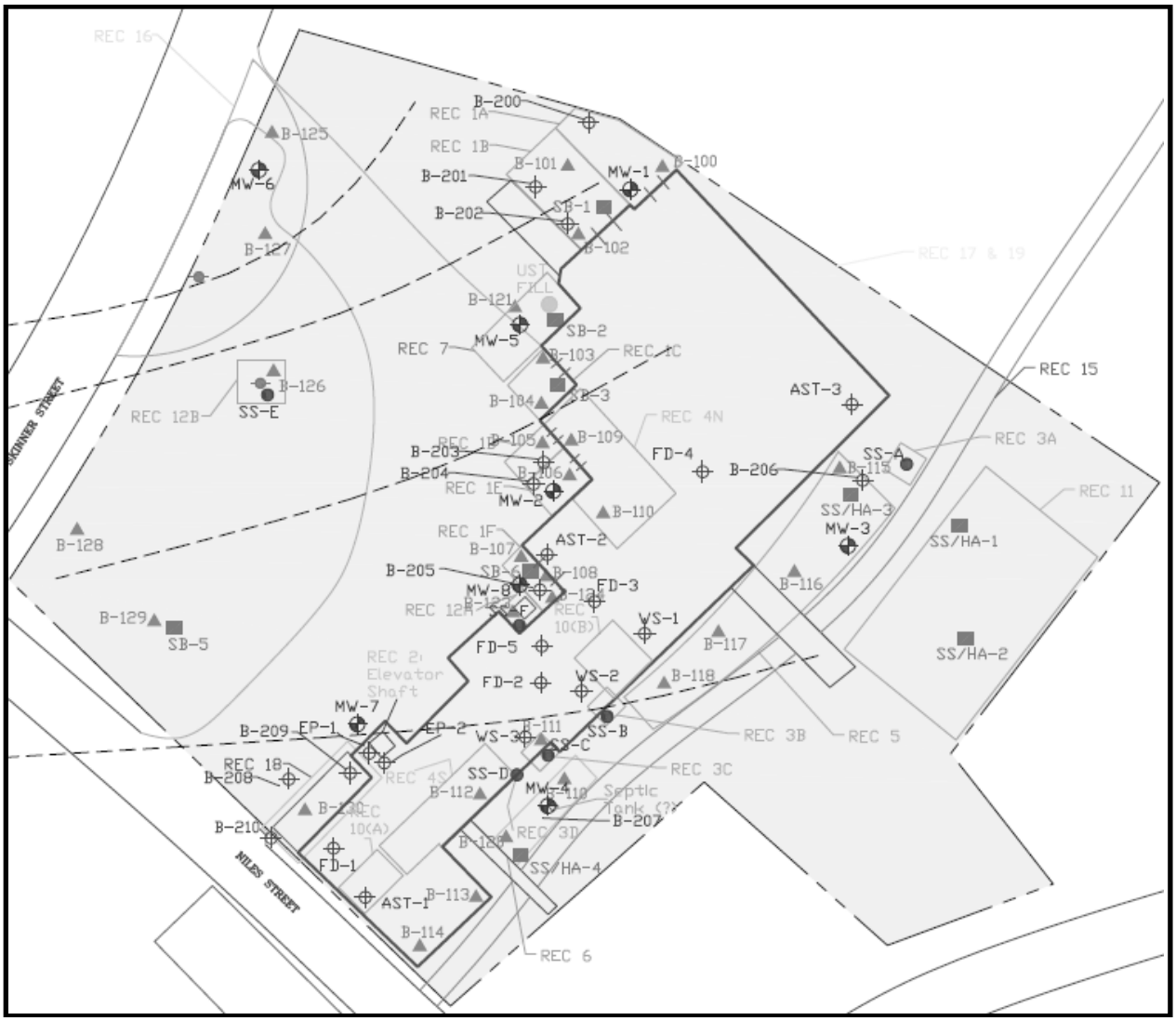

Inset 53: REC 17 Site-wide Fill Quality & Extent

To characterize the environmental quality of the soil at the site, a total of seventy-two (72) soil borings have been advanced at the site and ninety-four (94) soil samples have been submitted for laboratory analysis (not including eleven [11] QA/QC soil samples and three [3] non-soil samples). Fourteen (14) borings were advanced during the Phase II conducted by AECOM in 2008 and nineteen (19) soil samples were analyzed, as well as two (2) QA/QC samples and one (1) non-soil sample. Thirty (30) soil borings were advanced during the VHB Phase II in December 2011; thirty (30) soil samples (plus seven [7] QA/QC samples and two [2] non-soil samples) were analyzed. Twenty-eight (28) soil borings were advanced during the VHB Phase III study and forty-five (45) soil samples (plus two [2] QA/QC samples) were submitted for laboratory analysis.

As a result of the three (3) subsurface investigations, thirty-four (34) soil samples have been collected from the grade to two feet below grade depth interval (i.e., 0-2'), forty-one (41) soil samples have been collected from the two to four feet below grade depth interval (2'-4'), fifteen (15) soil samples have been collected from the four feet to

six feet below grade depth interval (4'-6') and six (6) soil samples have been collected from the six feet to eight feet below grade depth interval (6'-8') and analyzed. All of these soil samples were subjected to laboratory analysis.

0-2' Depth Interval Soil Sample Analytical Results

Extractable Total Petroleum Hydrocarbons (ETPH)

ETPH analysis was conducted on 23 soil samples from the 0-2' interval. The following is a summary of the results:

- Thirteen of the 23 soil samples either had concentrations of ETPH below laboratory reporting limits or below applicable regulatory criteria;
- Eight samples had concentrations of ETPH that exceeded the RDEC and GAPMC (500 mg/kg for both criteria). These were samples:
    - REC 3 sample SS-A (630 mg/Kg) collected from an exterior wall pipe penetration
    - REC 3 sample SS-C (820 mg/Kg) collected from an exterior wall pipe penetration
    - REC 3 sample SS-D (760 mg/Kg) collected from an exterior wall pipe penetration
    - REC 4 sample B-114, 6" (710 mg/Kg) collected from the garage attached to the southeast building wall
    - REC 4 sample FD-3, 6", (1,600 mg/Kg) collected from beneath the slab
    - REC 6 sample B-119, 1.5' (1,800 mg/Kg) collected from the discolored soil area
    - REC 12A sample SS-F, 6" (550 mg/Kg) collected from near the transformer pad, and
    - REC 6 sample SS-4, 0-6" (2,300 mg/Kg) collected from the discolored soil area.

- Three samples had ETPH concentrations that exceeded the I/C DEC (2,500 mg/kg) and the GAPMC (500 mg/kg). These included:
    - REC4 sample B-112 (59,000 mg/kg) collected from beneath the trench;
    - REC3 sample SS-B (6,100 mg/kg) collected from pipe outfall;
    - REC10 sample AST-1 (5,100 mg/kg) collected from beneath concrete floor.

Metals (total and leachable)

Total PP13 metals analysis was conducted on 22 soil samples collected from the 0-2' depth. Total barium and vanadium was analyzed in 5 soil samples from this depth. Select samples were also subjected to leachability analysis via the Synthetic Precipitation Leaching Procedure (SPLP).

Antimony:

- 19 out of 22 samples analyzed had concentrations below laboratory method reporting limits;
- Detected concentrations of antimony ranged from 13 to 21 mg/kg, none of which exceeded any applicable regulatory criteria;
- 15 samples were analyzed for SPLP antimony, none of which had concentrations above laboratory MRLs;

Arsenic:

- 19 out of 22 samples analyzed were either reported below laboratory MRLs or below applicable regulatory criteria;
- Three samples exceeded the I/C DEC (10 mg/kg). These included:
    - EP-1 (12 mg/kg);
    - EP-2 (24 mg/kg); and
    - SS-A (49 mg/kg).

- Sample SS-A in addition to 13 other samples were analyzed for SPLP arsenic. SS-A contained SPLP arsenic at 0.0098 mg/l, and AST-1 contained SPLP arsenic at 0.0029 mg/l. These concentrations are below the GAPMC for arsenic of 0.01 mg/l. The remaining SPLP arsenic samples were reported below the laboratory MRLs.

Barium

Five (5) soil samples from the 0-2' depth interval were analyzed for total barium which was detected in each soil sample ranging from 85 mg/Kg in B-118, 6" to 2,700 mg/Kg in B-112, 0-6". No exceedances were noted and no samples were submitted for leachable barium analysis.

Beryllium

Twenty-two (22) soil samples from the 0-2' depth interval were submitted for total beryllium analysis; non-detectable concentrations were reported for twenty (20) of these samples. Total beryllium was detected at 0.52 mg/Kg in SS-D, 6" and at 1.0 mg/Kg for B-112, 6", both below the RDEC and I/CDEC of 2 mg/Kg for total beryllium. Fifteen (15) soil samples were submitted for leachable beryllium analysis and no leachable beryllium was detected above the GAPMC of 0.004 mg/L.

Cadmium

Twenty-two (22) soil samples from the 0-2' depth interval were analyzed for total cadmium which was detected in twelve (12) soil samples ranging in concentration from 0.39 mg/Kg in B-118, 6" to 23.0 mg/Kg in B-119, 1.5'. No exceedances were noted and none of the fifteen (15) samples submitted for leachable cadmium analysis had reported detections above the GAPMC of 0.005 mg/L.

Chromium

- 22 samples analyzed and all had detections, ranging from 4.1 to 210 mg/Kg, no criteria are established for total chromium in the RSRs;
- 15 of the 22 samples were analyzed for SPLP chromium, 14 were reported below the MRLs, and one soil sample, SS-A, 6", had a detectable concentration of 0.0011 mg/L, less than the GAPMC of 0.05 mg/L.

The B-112, 6" soil sample (from REC 4) chromium concentration of 210 mg/Kg would exceed the hexavalent chromium RDEC of 100 mg/Kg but not the trivalent chromium RDEC of 3,900 mg/Kg; no criteria for total chromium is established by the CTDEEP RSRs. No hexavalent or trivalent chromium analyses, total or leachable, were performed on soil samples from the 0-2' depth interval.

Copper

- Total copper was detected in 20 of 22 soil samples analyzed from the 0-2' depth interval ranging in concentration from 3.7 to 1,800 mg/Kg;
- Two samples had reported exceedances. These included:
  - EP-1, 1.4' at 25,000 mg/Kg (exceeds the RDEC of 2,500 mg/Kg); and
  - EP-2, 1.4' at 88,000 mg/Kg (exceeds the I/CDEC of 76,000 mg/Kg).
- 15 soil samples submitted additionally for leachable copper analyses by SPLP, the detections in 8 samples ranged from 0.0058 to 0.33 mg/L, less than the GAPMC of 1.3 mg/L for leachable copper. The remaining 7 SPLP copper samples were reported below the laboratory MRLs.

Both of the total copper exceedances were collected from beneath a concrete floor slab.

Lead

Of the twenty-two (22) soil samples from the 0-2' depth interval submitted for total lead analysis, seventeen (17) had detections ranging from 2.7 to 150 mg/Kg, four (4) RDEC exceedances were noted:

- EP-1, 1.4' at 1,000 mg/Kg, SS-B, 6" at 410 mg/Kg,
- B-112, 6" at 420 mg/Kg and B-119 at 710 mg/Kg) and
- One (1) I/CDEC exceedance was noted (EP-2, 1.4' at 1,900 mg/Kg).
- Fifteen of these samples were analyzed for leachable lead, eight (8) were non-detect and no exceedances of the 0.2 mg/L GAPMC for leachable lead were noted as concentrations ranged from 0.008 to 0.12 mg/L.

Nickel

Total nickel was tested in twenty-two (22) soil samples collected from the 0-2' depth interval and detected in twenty-one (21) of the soil samples ranging in concentration from 3.3 to 160 mg/Kg with one (1) exceedance of the RDEC (1,400 mg/Kg) noted:

- B-119, 1.5' soil sample at a concentration of 5,200 mg/Kg.
- Fifteen (15) of these soil samples were analyzed for leachable nickel and fourteen (14) were non-detect; leachable nickel was detected at a concentration of 0.029 mg/L in SS-C, 6", which is less than the GAPMC of 0.1 mg/L.

Selenium

Twenty-two (22) total and fifteen (15) leachable selenium analyses had no detectable concentrations, indicative of a moderately high level of leaching completed at the site.

Silver

Total silver detections in eight (8) of twenty-two (22) soil samples from the 0-2' depth interval ranged in concentration from 0.7 to 19 mg/Kg with no exceedances noted. Of the fifteen (15) leachable silver analyses conducted, the only reported detection of 0.00079 mg/L in SS-A, 6" is less than the GAPMC of 0.036 mg/L.

Thallium

Twenty-two (22) total and fifteen (15) leachable thallium analyses had no detectable concentrations.

Vanadium

Of the five (5) soil samples from the 0-2' depth interval analyzed for vanadium, no exceedances were noted; concentrations ranged from 24 to 44 mg/Kg and no SPLP testing was performed.

Zinc

Total zinc was detected in each of the twenty-two soil samples analyzed at concentrations ranging from 14 to 8,200 mg/Kg and no exceedance of the RDEC (20,000 mg/Kg) noted. Of the fifteen soil samples submitted for leachable zinc analysis, seven (7) were non-detect, no exceedances were noted, and concentrations ranged from 0.013 to 0.42 mg/L, less than the GAPMC of 5 mg/L, and also an indicator of significant leaching.

Mercury

Total mercury was detected in ten (1) of twenty-two (22) soil samples analyzed from the 0-2' depth interval with no exceedances noted and concentrations ranging from 0.076 to 0.42 mg/Kg. No detections were noted for the twelve (12) samples submitted for leachable mercury analysis by SPLP.

PCBs

Seventeen (17) soil samples from the 0-2' depth interval were analyzed for polychlorinated biphenyls (PCBs) and two (2) detections were noted, with no exceedances. Total PCBs were detected in the B-119, 1.5' and SS-B, 6" soil samples at concentrations of 0.58 to 0.70 mg/Kg respectively.

VOCs

Nineteen (19) soil samples from the 0-2' depth interval were analyzed for volatile organic compounds (VOCs); twelve (12) of these had no reported detection of VOCs. Of the seven (7) soil samples that did have detections, no exceedances were noted. Low concentrations of fuel-related non-chlorinated hydrocarbon were noted; low concentrations of three (3) chlorinated volatile organic compounds (CVOCs) were also noted (tetrachloroethylene, 1,1,1-trichloroethane and trichloroethylene). The highest VOC detection was acetone at 0.24 mg/Kg in SS-B, 6" where the RDEC for acetone is 500 mg/Kg and the GAPMC is 14 mg/L. Acetone is a breakdown product of polynuclear aromatic hydrocarbons (PAHs), discussed further below. The highest total CVOC detection of 0.0065 mg/Kg trichloroethylene (TCE) occurred in soil sample WS-1, 6" and does not exceed the RDEC of 56 mg/Kg or the GAPMC of 0.1 mg/L, and is approximately one-one hundred thousandth of the solubility of TCE in water; therefore it appears unlikely that a chlorinated solvent plume exists beneath the site.

PAHs

Polynuclear aromatic hydrocarbons (PAHs), sometimes referred to as PNAs:

- Analyzed in twenty-one (21) soil samples collected from the 0-2' depth interval across the site.
- Eleven (11) of these samples had no PAH detections;
- Five (5) had detections ranging in total PAH concentrations from 0.25 to 2.54 mg/Kg.
- Five (5) had RDEC, I/CDEC and GAPMC exceedances for a variety of individual PAH compounds with total PAH concentrations in these exceeding samples ranging from 16.16 to 58.3 mg/Kg:
    - SB-6, 1-2'
    - SB-1, 1-2'
    - B-119, 1.5'
    - SS-B, 6"
    - SS-C, 6", and
    - SS-D, 6"
- Four (4) of these five (5) exceeding soil samples were collected beneath the concrete floor slab and one (B-119, 1.5') was collected in an area very difficult to access between the site building and the creek, north of the garage and south of the jut.

2-4' Depth Interval Soil Sample Analytical Results

Extractable Total Petroleum Hydrocarbons (ETPH)

ETPH analysis was conducted on 34 soil samples from the 2-4' interval. The following is a summary of the results:

- 28 of the 34 soil samples either had concentrations of ETPH below laboratory reporting limits or below applicable regulatory criteria;
- Four soil samples had concentrations of ETPH that exceeded the RDEC and GAPMC (500 mg/kg for both criteria). These were samples:
    - B-204, 2' at 1,100 mg/Kg, B-120,
    - B-120, 2' at 1,100 mg/Kg,
    - B-123, 2' at 1,000 mg/Kg, and
    - REC 4 sample FD-3, 6", (1,600 mg/Kg) collected from beneath the slab
    - B-106, 2.5' at 1,800 mg/Kg ETPH.
- Two samples had ETPH concentrations that exceeded the I/C DEC (2,500 mg/kg) and the GAPMC (500 mg/kg). These included:
    - B-108, 4' at 3,300 mg/Kg; and
    - B-130, 4' at 3,200 mg/Kg.

Except for the B-120, 2' soil sample located in a relatively inaccessible area between the building and the creek, and the B-130, 4' soil sample collected from the concrete pad southwest of the building, all of the ETPH exceedances noted were located in the REC 1E and REC 1F southern loading dock areas where heating oil ASTs were co-located and site surface drainage is focused, and downgradient of REC 7, the current heating oil UST area. Co-mingling of minor petroleum releases is likely in the southern loading docks area.

Metals (total and leachable)

Antimony

30 soil samples from the 2-4' depth interval were analyzed for total antimony:

- Twenty-one (21) had no reported concentration of total antimony.
- Three (3) had concentrations exceeding the RDEC of 27 mg/Kg:
    - B-111, 2' at 35 mg/Kg, B-120,
    - 2' at 31 mg/Kg and
    - B-108, 4' at 28 mg/Kg.
- Eleven (11) of these samples were analyzed for leachable antimony by SPLP; 3 soil samples exhibited leachable antimony concentrations exceeding the GAPMC of 0.006 mg/L:
    - B-204, 2' at 0.02 mg/L,
    - B-210, 2' at 0.012 mg/L, and
    - B-209, 4' at 0.013 mg/L.

Arsenic

Thirty-one (31) soil samples from the 2-4' depth interval were analyzed for total arsenic:

- Eleven (11) had no reported concentration, and
- Seven (7) exceeded the I/CDEC and RDEC of 10 mg/Kg:
    - B-204, 2’ at 13 mg/Kg,
    - B-117, 2’ at 12 mg/Kg,
    - B-104, 2.5’ at 13 mg/Kg,
    - B-106, 2.5’ at 14 mg/Kg,
    - B-121, 2.5’ at 15 mg/Kg,
    - B-108, 4’ at 22 mg/Kg and
    - B-206, 4’ at 12 mg/Kg.

Total arsenic concentrations averaged 9.25 mg/Kg for the samples analyzed. Twelve (12) of these soil samples were analyzed for leachable arsenic by SPLP; five (5) had no reported leachable arsenic concentration, five (5) had detections and two (2) 2’-4’soil samples had exceedances of the GAPMC of 0.01 mg/L for arsenic by SPLP:

- B-204, 2’ at 0.024 mg/L and
- B-210, 4’ at 4.1 mg/L.

Copper

Total copper was analyzed in thirty (30) soil samples collected from the 2-4’ depth interval at the site; there were twenty-seven detections ranging from 8.2 to 2,000 mg/Kg and:

- Three (3) exceedances of the RDEC of 2,500 mg/Kg:
    - B-11, 2’ at 5,300 mg/Kg,
    - B-120, 2’ at 9,100 mg/Kg, and
    - B-108, 4’ at 11,000 mg/Kg.

The average concentration of total copper in the thirty (30) soil samples was 1,270 mg/Kg. Eleven (11) of these soil samples were analyzed for leachable copper via the SPLP method; there were five (5) non-detects, five (5) detections and one (1) exceedance:

- B-205, 2’ with a concentration of 1.7 mg/L which exceeds the GAPMC of 1.3 mg/L for leachable copper.

Lead

Thirty (30) soil samples from the 2-4’ depth interval were analyzed for total lead; twenty-three had concentrations ranging from 1.3 to 390 mg/Kg. Four (4) samples with exceedances of the RDEC of 400 mg/Kg for total lead were noted:

- B-204, 2’ at 440 mg/Kg,
- B-109, 2’ at 440 mg/Kg,
- B-110, 2’ at 490 mg/Kg, and
- B-111, 2’ at 650 mg/Kg.

Three (3) exceedances of the I/CDEC of 1,000 mg/Kg were noted:

- B-120, 2’ at 1,700 mg/Kg,
- B-127, 2’ at 3,000 mg/Kg and
- B-108, 4’ at 1,600 mg/Kg.

Eleven (11) of these soil samples were analyzed for leachable lead, which was detected in five (5) of the samples at concentrations ranging from 0.0053 to 0.17 mg/L and no GAPMC exceedances noted.

Nickel

- Total nickel was analyzed 30 soil samples from the 2-4' depth interval,
- detections ranged from 4.7 to 1,200 mg/Kg in 29 samples,
- One exceedance was noted B-120, 2' at a concentration of 1,700 mg/Kg exceeds the RDEC of 1,400 mg/Kg.

Eleven (11) of these samples were analyzed for leachable nickel; nine (9) had no detectable concentration and one (1) exceedance was noted:

- B-205, 2' at 2.4 mg/L exceeds the GAPMC for leachable nickel of 0.1 mg/L.

<u>Other Metals at the 2'-4' Soil Depth Interval across the Site</u>

Barium

Twenty (20) soil samples from the 2-4' depth interval were analyzed for total barium and each had a detection with no exceedances noted. Concentrations ranged from 18 to 640 mg/Kg, below the RDEC of 4,700 mg/Kg. One (1) sample was analyzed for leachable barium, B-203, 2' at a concentration of 0.099 mg/L, less than the GAPMC of 1 mg/L.

Beryllium

Thirty (30) soil samples from the 2-4' depth interval were analyzed for total beryllium; there was only one detection, B-129, 2' at 0.65 mg/Kg, less than the RDEC of 2 mg/Kg. Eleven (11) samples were analyzed for leachable lead by the SPLP method and there were no detections reported.

Cadmium

Thirty (30) soil samples from the 2-4' depth interval were analyzed for total cadmium; six (6) of these had no detectable concentration reported and there were no exceedances noted. Total detected cadmium concentrations ranged from 0.27 to 3.2 mg/Kg. Eleven (11) soil samples were analyzed for leachable cadmium and no concentrations were detected to appropriate reporting limits.

Chromium

Total chromium was analyzed in thirty (30) samples collected from the 2-4' depth interval; detections ranged from 4.8 to 54 mg/Kg with no exceedances noted. Eleven (11) of these samples were analyzed for leachable chromium and none was detected. Two (2) soil samples were additionally analyzed for total hexavalent and leachable hexavalent chromium, no hexavalent chromium was detected.

Selenium

For selenium, thirty (30) total selenium and eleven (11) leachable selenium analyses reported selenium at concentrations below reporting limits with no exceedances.

Silver

Thirty (30) soil samples were analyzed for total silver from the 2-4' depth interval; twenty (20) had non-detectable concentrations and ten (10) had detectable concentrations ranging from 0.56 to 9.5 mg/Kg with no exceedances noted. The eleven (11) soil samples analyzed for leachable silver were non-detect with no exceedances.

Thallium

For thallium, thirty (30) soil samples had no reportable total thallium concentration; one (1) of the eleven (11) samples analyzed for leachable thallium, B-204, 4', had a leachable thallium concentration of 0.0011 mg/L, less than the GAPMC of 0.005 mg/L.

Zinc

Zinc was detected in the thirty (30) samples analyzed for total zinc ranging in concentration from 7.1 to 1,500 mg/Kg and for leachable zinc in five (5) of eleven (11) soil samples; five (5) were detected in a range of 0.32 to 1.3 mg/Kg and one (1) exceedance of leachable zinc was noted:

- B-210, 4' soil sample at a concentration of 93 mg/L, exceeding the GAPMC of 5 mg/L for zinc.

Mercury

Total mercury was analyzed in thirty (30) soil samples from the 2-4' depth interval; 11 had no reportable concentration and nineteen (19) had total mercury concentrations ranging from 0.037 to 12 mg/Kg, less than the RDEC of 20 mg/Kg for total mercury. No leachable concentrations were detected in the eleven (11) soil samples submitted for SPLP analysis.

Organic Compounds in the 2'-4' Soil Depth Interval – PCBs, VOCs and PAHs

PCBs were tested in nine (9) soil samples from the 2-4' depth interval; eight (8) samples were non-detect, one (1) soil sample had a PCB concentration of 0.16 mg/Kg (B-120, 2'). No exceedances were noted.

VOCs were tested in twenty-two (22) soil samples collected from the 2-4' depth interval; eighteen soil samples had no detectable concentration of VOCs. Four (4) soil samples had low detections of CVOCs, fuel-related non-chlorinated VOCs, Freon, and chlorobenzene. No exceedances were reported.

PAHs were analyzed in thirty-four (34) samples from the 2-4' depth interval; sixteen (16) had no reportable PAHs concentration. Sixteen (16) soil samples had detections that did not exceed individual PAH criteria; two (2) soil samples had exceedances of the individual PAH compound RDEC, I/CDEC and GAPMC:

- B-106, 2.5' with a total PAH concentration of 14.59 mg/Kg and
- B-130, 4' with a total PAH concentration of 18.12 mg/Kg.

4-8' Depth Interval Soil Sample Analytical Results

No soil samples below a depth of 7.5 feet below grade were submitted for laboratory analysis; soils at this depth had a native appearance. Twenty-one (21) soil samples from the four feet to eight feet below grade (4-8') depth interval were submitted for a variety of analyses. The results are discussed below.

Twenty-one (21) soil samples from the 4-8' depth interval were submitted for ETPH analysis, eleven (11) had no detectable ETPH concentration; the ten (10) detections ranged in concentration from 20 to 450 mg/Kg, which did not exceed the RDEC or GAPMC of 500 mg/Kg.

While total metals were detected in each of the fifteen (15) soil samples from the 4-8' depth interval analyzed, only two (2) soil samples had exceedances of applicable regulatory criteria:

- SB-3, 4-4.5' with total arsenic at 121 mg/Kg exceeding the RDEC and I/CDEC of 10 mg/Kg, and
- total beryllium at 2.06 mg/Kg, and SB-5, 6.5'-7.5' with total beryllium at 2.4 mg/Kg, exceeding the RDEC and I/CDEC of 2 mg/Kg.

Eight (8) 4-8' depth interval soil samples were analyzed for leachable metals by the SPLP method; only one (1) exceedance was noted:

- B-209, 6' had leachable arsenic at 3.4 mg/L which exceeds the GAPMC of 0.01 mg/L.

No PCBs were tested in this depth interval.

Nine (9) soil samples from the 4-8' depth interval were analyzed for VOCs; three (3) of these soil samples had low detections of fuel-related petroleum hydrocarbons and one CVOC, tetrachloroethylene, at a concentration of 0.0039 mg/Kg which is less than the GAPMC of 0.1 mg/L.

Twenty (20) soil samples were analyzed for PAHs from the 4-8' depth interval; 14 had no reportable concentrations, four (4) had detections but not exceedances, and two (2) had RDEC, I/CDEC and GAPMC exceedances:

- B-100, 5' with a total PAH concentration of 20.27 mg/Kg and
- B-200, 5' with a total PAH concentration of 8.67 mg/Kg.

Overall, for REC 17: Site-wide Soil, concentrations decrease with depth and coincide with layers of dark colored soil observed during drilling operations that may be related to the burning of the previous building in 1890 or the placement of both wood and coal ash-impacted fill. VOCs, PCBs, the metals barium, beryllium, cadmium, chromium, selenium, silver, thallium, vanadium, and mercury have not been found at concentrations that are hazardous based upon the laboratory analytical data. There are "hot spots" near coincident release areas which contain ETPH, PAH and antimony, arsenic, copper, lead, nickel and zinc concentrations exceeding applicable regulatory criteria. Copper, lead and zinc are the major components of brass; arsenic is a common residue of coal ash, and the source of nickel could be either historic site operations or historic fill placement. A master soil data table is included in the appendix of this report as Table 2.

REC 18 – Concrete Pad

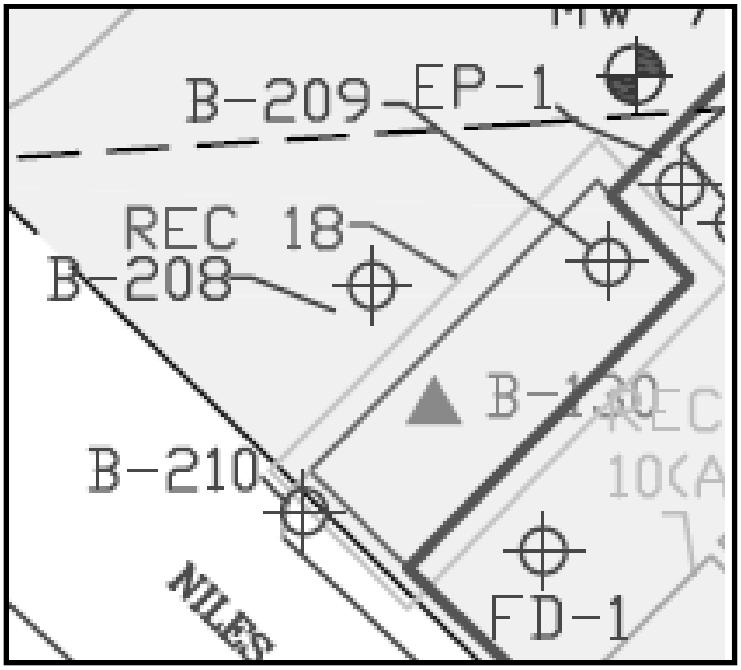

Inset 54: REC 18 - Concrete Pad

Parameter	RSR DEC		RSR PMC	REC 18: Concrete Pad									
	I/C DEC (mg/Kg)	RES DEC (mg/Kg)	GA PMC (mg/L)	B-130 4ft	B-209, 2'	B-210, 2'	B-208, 2'	B-209, 4'	B-210, 4'	B-208, 4'	B-209, 6'	B-210, 6'	B-208, 6'
Sample Collection Date				12/21/2011	7/9/2013	7/9/2013	7/9/2013	7/9/2013	7/9/2013	7/9/2013	7/9/2013	7/9/2013	7/9/2013
Sample Depth (Ft)				4	2	2	2	4	4	4	6	6	6
Laboratory Identification Number				11L0859-01	13G0389-01	13G0389-04	13G0389-07	13G0389-02	13G0389-05	13G0389-08	13G0389-03	13G0389-06	13G0389-09
CTDEP ETPH (mg/Kg dry)													
ETPH	2500	500	500	**3200**	ND<10	**210**	**63**	**28**	ND<11	ND<12	ND<11	ND<11	ND<11
SPLP Metals (mg/L)													
ANTIMONY			0.006	NT	ND<0.005	**0.012**	ND<0.005	**0.013**	ND<0.005	ND<0.005	ND<0.005	ND<0.005	ND<0.005
Arsenic			0.01	NT	ND<0.002	ND<0.002	ND<0.002	**0.0023**	**4.1**	**0.0035**	**3.4**	ND<0.002	ND<0.002
Zinc			5	NT	ND<0.05	ND<0.050	ND<0.050	ND<0.05	**93**	ND<0.050	ND<0.50	ND<0.05	ND<0.050
SW-846 8270D (mg/Kg dry)				**18.12**	ND	ND	ND	ND	ND	**0.21**	ND	ND	ND
BENZO(A)ANTHRACENE	7.80	1.00	1.00	**1.4**	ND<0.18	**0.42**	ND<0.18	ND<0.21	ND<0.19	ND<0.20	ND<0.19	ND<0.19	ND<0.19
BENZO(A)PYRENE	1.00	1.00	1.00	**1.1**	ND<0.18	**0.49**	ND<0.18	ND<0.21	ND<0.19	**0.21**	ND<0.19	ND<0.19	ND<0.19
BENZO(B)FLUORANTHENE	7.80	1.00	1.00	**2.2**	ND<0.18	**0.62**	ND<0.18	ND<0.21	ND<0.19	ND<0.20	ND<0.19	ND<0.19	ND<0.19
CHRYSENE	780.00	84.00	1.00	**1.5**	ND<0.18	**0.49**	ND<0.18	ND<0.21	ND<0.19	ND<0.20	ND<0.19	ND<0.19	ND<0.19

NOTES:
1. mg/Kg = milligrams per Kilogram (equivalent to parts per million or ppm); mg/L = milligrams per Liter (equivalent to parts per million)
2. NT = Not tested by this analytical method.
3. NE = None Established (Standard).
4. Detections in **BOLD TYPE**, detection limits exceeding criteria are shaded in grey
5. Detections shaded in yellow exceed GA PMC
6. Detections shaded in orange exceed Residential Direct Exposure Criteria (ResDEC)
7. Detections shaded in red exceed Industrial/Commercial Direct Exposure Criteria (I/CDEC)
8. RSR criteria and analytes use the same units (mg/Kg or mg/L).

Inset 55: REC 18 Analytical Summary – Exceedances Only

During the VHB Phase II activities of December 2011, soil boring B-130 was advanced and the four-feet (4') deep soil sample was submitted for analysis; ETPH and PAH compounds were detected above the RDEC and GAPMC, and in some cases the I/CDEC, as presented in the inset table above. During the VHB Phase III, nine (9) soil samples were collected at three (3) step-out borings approximately ten feet (10') north, south and west of the original B-130 boring location. No additional ETPH or PAH exceedances were encountered; no total metals exceedances were noted and leachable antimony, arsenic and zinc concentrations were exceeding their respective GA Pollutant Mobility Criteria in the two-foot (2') and 4-foot (4') soil samples but not in the six-foot (6') samples. Horizontal and vertical delineation of the detected release is complete.

Groundwater Analytical Results

REC 19 – Site-wide Groundwater

Parameter	RSR Criteria				Groundwater Analytical Summary, 25 Skinner St., East Hampton, CT - includes Phase II & III Data																	
	GPC	I/C GVC	RES GVC	SVPC	MV-1	MV-1	MV-2	MV-2 DUP	MV-2	MV-3	MV-3	MV-4	MV-5	MV-5	MV-6	MV-6	MV-7	MV-7	MV-7 DUP	MV-8	Trip Blank	Trip Blank
Sampling Date					1/5/2012	7/17/2013	1/5/2012	1/5/2012	7/17/2013	1/5/2012	7/18/2013	7/17/2013	1/5/2012	7/17/2013	1/5/2012	7/17/2013	1/5/2012	7/17/2013	7/17/2013	7/17/2013	7/17/2013	1/5/2012
Laboratory ID Number					12A0156-03	13G0738-01	12A0156-01	12A0156-02	13G0738-02	12A0156-04	13G0738-03	13G0738-04	12A0156-06	13G0738-05	12A0156-07	13G0738-06	12A0156-05	13G0738-07	13G0738-08	13G0738-09	13G0738-10	12A0156-08
CTDEP ETPH (mg/L)																						
ETPH	0.25	0.25	0.25	0.25	ND<0.075	**0.082**	ND<0.075	ND<0.075	ND<0.075	ND<0.075	NT	**7.7**	ND<0.075	ND<0.075	ND<0.075	NT	ND<0.075	NT	NT	**0.21**	NT	NT
SW-846 6020A (µg/L)																						
ANTIMONY	6	NE	NE	86000	ND<5.0	NT	ND<5.0	ND<5.0	NT	ND<5.0	ND<5.0	ND<5.0	ND<5.0	ND<5.0	ND<5.0	ND<5.0	ND<5.0	ND<5.0	ND<5.0	ND<5.0	NT	NT
Arsenic	10	NE	NE	4	**15**	ND<2.0	**6.9**	**7.1**	**43**	**2.5**	ND<2.0	ND<2.0	**8.9**	**13**	ND<2.0	ND<2.0	**4.4**	**26**	**27**	**5.9**	NT	NT
Barium	1000	NE	NE	NE	**130**	**110**	**81**	**78**	**83**	**91**	NT	NT	**59**	NT	ND<50	NT	ND<50	NT	NT	NT	NT	NT
BERYLLIUM	4	NE	NE	4	ND<2.0	NT	ND<2.0	ND<2.0	NT	ND<2.0	ND<2.0	ND<2.0	ND<2.0	ND<2.0	ND<2.0	ND<2.0	ND<2.0	ND<2.0	ND<2.0	ND<2.0	NT	NT
Cadmium	5	NE	NE	6	ND<2.5	NT	ND<2.5	ND<2.5	NT	ND<2.5	ND<2.5	ND<2.5	ND<2.5	ND<2.5	ND<2.5	ND<2.5	ND<2.5	ND<2.5	ND<2.5	ND<2.5	NT	NT
Chromium	100	NE	NE	NE	**12**	NT	ND<5.0	ND<5.0	NT	**7.4**	ND<5.0	ND<5.0	ND<5.0	ND<5.0	ND<5.0	ND<5.0	ND<5.0	**7.7**	**7.9**	**7.9**	NT	NT
Hexavalent Chromium					NT	NT	NT	NT	NT	ND<0.0040	NT	NT	NT	NT	NT	NT	NT	NT	NT	NT	NT	NT
COPPER	1300	NE	NE	48	**31**	NT	ND<25	ND<25	NT	**49**	ND<25	**150**	ND<25	ND<25	ND<25	ND<25	ND<25	ND<25	ND<25	**110**	NT	NT
LEAD	15	NE	NE	13	**8**	NT	ND<5.0	ND<5.0	NT	ND<5.0	ND<5.0	ND<5.0	ND<5.0	ND<5.0	ND<5.0	ND<5.0	ND<5.0	ND<5.0	ND<5.0	**43**	NT	NT
Nickel	100	NE	NE	880	**32**	NT	ND<25	ND<25	NT	ND<25	ND<25	**290**	ND<25	ND<25	ND<25	ND<25	ND<25	ND<25	ND<25	**420**	NT	NT
Selenium	50	NE	NE	50	ND<25	NT	ND<25	ND<25	NT	ND<25	ND<25	ND<25	ND<25	ND<25	ND<25	ND<25	ND<25	ND<25	ND<25	ND<25	NT	NT
Silver	36	NE	NE	12	ND<2.5	NT	ND<2.5	ND<2.5	NT	ND<2.5	ND<2.5	ND<2.5	ND<2.5	ND<2.5	ND<2.5	ND<2.5	ND<2.5	ND<2.5	ND<2.5	ND<2.5	NT	NT
THALLIUM	5	NE	NE	63	ND<1.0	NT	ND<1.0	ND<1.0	NT	ND<1.0	ND<1.0	ND<1.0	ND<1.0	ND<1.0	ND<1.0	ND<1.0	ND<1.0	ND<1.0	ND<1.0	ND<1.0	NT	NT
Vanadium	50	NE	NE	NE	ND<25	NT	ND<25	ND<25	NT	ND<25	NT	NT	ND<25	NT	ND<25	NT	ND<25	NT	NT	NT	NT	NT
Zinc	5000	NE	NE	123	ND<50	NT	ND<50	ND<50	NT	ND<50	ND<50	**190**	ND<50	**54**	ND<50	ND<50	ND<50	ND<50	ND<50	**94**	NT	NT
Mercury by SW-846 7470A (mg/L)	0.002	NE	NE	0.0004	ND<0.00010	NT	ND<0.00010	ND<0.00010	NT	ND<0.00010	ND<0.00010	NT	ND<0.00010	ND<0.00010	ND<0.00010	ND<0.00010	ND<0.00010	ND<0.00010	ND<0.00010	ND<0.00010	NT	NT
SW-846 8260C (µg/L)	TOTAL VOCs >				ND	NT	**0.56**	**0.58**	NT	**1.7**	**8.4**	**530.3**	ND	NT	ND	NT	**2.2**	**0.98**	**2.7**	NT	ND	ND
CHLOROETHANE	NE	29000	12000	NE	ND<0.50	NT	ND<0.50	ND<0.50	NT	ND<0.50	ND<1.0	**2.4**	ND<0.50	NT	ND<0.50	NT	**2.2**	ND<0.50	ND<0.50	NT	ND<0.50	ND<0.50
CHLOROMETHANE	2.7	5500	390	NE	ND<0.50	NT	ND<0.50	ND<0.50	NT	ND<0.50	**8.4**	**3.7**	ND<0.50	NT	ND<0.50	NT	ND<0.50	**0.98**	**2.7**	NT	ND<0.50	ND<0.50
1,1-DICHLOROETHANE	70	41000	3000	NE	ND<0.50	NT	ND<0.50	ND<0.50	NT	**1.7**	ND<0.50	**67**	ND<0.50	NT	ND<0.50	NT	ND<0.50	ND<0.50	ND<0.50	NT	ND<0.50	ND<0.50
1,1-DICHLOROETHYLENE	7	920	190	96	ND<0.50	NT	ND<0.50	ND<0.50	NT	ND<0.50	ND<0.50	**1.8**	ND<0.50	NT	ND<0.50	NT	ND<0.50	ND<0.50	ND<0.50	NT	ND<0.50	ND<0.50
CIS-1,2-DICHLOROETHYLENE	70	11000	830	NE	ND<0.50	NT	ND<0.50	ND<0.50	NT	ND<0.50	ND<0.50	**50**	ND<0.50	NT	ND<0.50	NT	ND<0.50	ND<0.50	ND<0.50	NT	ND<0.50	ND<0.50
TRANS-1,2-DICHLOROETHYLENE	100	13000	1000	NE	ND<1.0	NT	ND<1.0	ND<1.0	NT	ND<1.0	ND<1.0	**1.3**	ND<1.0	NT	ND<1.0	NT	ND<1.0	ND<2.0	ND<2.0	NT	ND<2.0	ND<1.0
MTBE	70	50000	21000	NE	ND<0.50	NT	**0.56**	**0.58**	NT	ND<0.50	ND<0.50	ND<0.50	ND<0.50	NT	ND<0.50	NT	ND<0.50	ND<0.50	ND<0.50	NT	ND<0.50	ND<0.50
TOLUENE	1000	41000	7100	4000000	ND<1.0	NT	ND<1.0	ND<1.0	NT	ND<1.0	ND<1.0	**2.7**	ND<1.0	NT	ND<1.0	NT	ND<1.0	ND<1.0	ND<1.0	NT	ND<1.0	ND<1.0
1,1,1-TRICHLOROETHANE	200	16000	6500	62000	ND<0.50	NT	ND<0.50	ND<0.50	NT	ND<0.50	ND<0.50	**400**	ND<0.50	NT	ND<0.50	NT	ND<0.50	ND<0.50	ND<0.50	NT	ND<0.50	ND<0.50
TRICHLOROETHYLENE	5	67	27	2340	ND<1.0	NT	ND<1.0	ND<1.0	NT	ND<1.0	ND<1.0	**1.4**	ND<1.0	NT	ND<1.0	NT	ND<1.0	ND<1.0	ND<1.0	NT	ND<1.0	ND<1.0
SW-846 8270D (µg/L)	TOTAL PAHs >				**ND**	**ND**	**ND**	**ND**	**ND**	**ND**	NT	**ND**	**ND**	**ND**	**ND**	**ND**	**ND**	NT	NT	**0.24**	NT	NT
PHENANTHRENE	200	NE	NE	0.077	ND<0.050	ND<0.050	ND<0.050	ND<0.050	ND<0.050	ND<0.050	NT	ND<0.050	ND<0.050	ND<0.050	ND<0.050	ND<0.050	ND<0.050	NT	NT	**0.24**	NT	NT

NOTES:
1. Gray Shading indicates that the minimum laboratory reporting limit exceeds one or more of the regulatory criteria.
2. NT = Not tested.
3. NE = None Established
4. For groundwater samples blue values exceed the GPC for the parameter.
5. For water samples green values exceed the SVPCriteria for the parameter.
6. For water samples red values exceed the Residential or Industrial/Commerical Volatilization Criteria.
7. RSRs criteria are in the same units as the analyte.

Inset 56: Groundwater Analytical Data Summary – See Table 3, Attached

Groundwater samples were collected by low-flow groundwater sampling methods. MW-8 was installed during Phase III activities in July 2013, the remaining wells were installed previously during Phase II activities in December 2011.

The MW-4 water sample tabulated above is likely a composite indicator of the sources of groundwater impact at the site. The MW-4 water sample collected on July 17, 2013 was collected from a piece of 3/4-inch (3/4") PVC pipe set in the apparent septic tank (REC 6) that was set to a depth of approximately four feet (4') below grade; as such, it is not known if this sample is representative of the groundwater at the site or the contents of the septic tank, or some of both. It appears that surface water and/or groundwater regularly enter from the hole in the top of the tank, and possibly through its side or bottom. The MW-4 water sample exhibits qualities not observed in the remaining groundwater samples collected from site monitoring wells: an oily sheen, an elevated ETPH concentration of 7.7 mg/L, high copper, nickel and zinc concentrations (brass components), and elevated VOCs (total VOCs is 530.3 µg/L in this sample) with a particularly high concentration of 1,1,1-trichloroethane (1,1,1-TCA, 400 µg/L, exceeding the GPC of 200 µg/L).

Groundwater flow is from the north-northwest to the south-southeast across the site, from Skinner Street toward Pocotopaug Creek. The hydraulic gradient, i, is approximately 0.04 ft/ft.

Monitoring well MW-6 is the furthest upgradient and appears to represent background conditions for groundwater at the site: no analytes were detected in two (2) rounds of groundwater sampling.

Monitoring wells MW-1, MW-5, MW-2, MW-7 and MW-8 are located west of the building; the groundwater samples from these wells are characterized by elevated total arsenic concentrations ranging in concentration from 4.4 to 43 µg/L, in excess of the Groundwater Protection Criteria (GPC, 10 µg/L for total arsenic) and the Surface Water Protection Criteria (SWPC, 4 µg/L for total arsenic). While there were detections of ETPH and several VOCs in these groundwater samples, there are no exceedances of applicable criteria noted; the only groundwater sample with a reported PAH detection was collected from MW-8 – phenanthrene at a concentration of 0.24 µg/L, exceeding the SWPC of 0.077 µg/L.

MW-3 is located east of the building on the northeast portion of the site. Detections include total metals (arsenic, barium, chromium, copper) and VOCs (chloromethane, 1,1-dichloroethane) at levels close to and in some cases exceeding the GPC and SWPC, but considerably less than the RGVC or I/CGVC. Volatilization of contaminants from the groundwater to the overlying building at this site does not appear to be a concern based upon the soil and groundwater data collected at the site.

Data Validation

In accordance with the QAPP the quality assurance and control program included a review of field procedures (actual field procedures compared to the submitted Standard Operating Procedures (SOPs)), laboratory data validation, and an evaluation of soil and groundwater analytical usability.

Field Data Validation

Upon completion of the field work phase of the investigation a comparison of actual field procedures to the submitted SOPs was completed. A discussion of identified deviations is presented below.

- **Soil Sample Collection**
  The majority of soil samples collected during this investigation were collected with a Geoprobe® direct-push drill rig and by hand sampling. The Geoprobe® and hand samples were collected in compliance with their respective SOPs. Due to access and formation issues, no soil boring could be completed to a depth of six (6) feet at proposed location B-207.

Laboratory Data Validation

Upon completion of the field work portion of the investigation a comparison of the project sampling objectives to the actual samples collected was completed. The evaluation included a review of the samples collected, preservation methods, sample containers, chains of custody, requested and completed analyses, and hold times. A summary of the soil and groundwater data validation information is presented on Tables 4A and 5A (for the Supplemental Phase II data) and Table 4B and 5B (for the Phase III dataset). A discussion of the sample validation is presented below.

Soil Data Usability Evaluation – Supplemental Phase II ESA, December 2011

A total of thirty-two (32) soil and sediment/sludge samples (twenty-nine (29) primary samples and three (3) duplicate samples) were collected for laboratory analysis during this investigation. Duplicate samples were submitted for laboratory analysis identical to the primary samples. A discussion of the primary and duplicate sample analyses is presented below. A statistical comparison of the soil QA/QC samples is presented on Table 4A. Relative Percent Difference

(RPD) is used as a measure of precision between the original and duplicate samples. RPD was calculated using the following formula:

$$Rd\% = \{(X1 - X2)/Xave\}\ x\ 100$$

where:
Rd% = Relative percent difference (RPD):
*X*1 = concentration reported in the original sample;
*X*2 = concentration reported in the duplicate sample; and
Xave = average concentration = ((*X*1 + *X*2) / 2)
Note - Where ND is reported, ½ the detection limit is used in the numerical calculation.

A discussion of the primary and duplicate sample analyses is presented below. A statistical comparison of the soil QA/QC samples is presented on Table 4A. Two duplicate soil samples were analyzed during this investigation. One duplicate was collected with the primary B-100 (5') sample and one duplicate was collected with the B-116/MW-3 (2-4') sample.

- *B-100 and B-100 DUP*

  ETPH concentrations of 450 mg/kg and 310 mg/kg were reported in the primary and duplicate samples, respectively. The RPD calculated for the reported ETPH concentrations is 36.84%.

  The RPD was calculated for the targeted metals when a concentration was reported above the laboratory detection limit in either the primary or duplicate sample. The calculated RPDs ranged from 0% (chromium, nickel, and zinc) to 87.38% (arsenic). The majority of the reported metal concentrations appear to correspond well, with the exception of arsenic (87.38%). Disregarding the arsenic RPD yields an RPD of 9.21% for the remainder of the analyzed metals.

  All targeted VOC parameters were reported as below the laboratory detection limit (ND) in the B-100 and B-100 DUP samples. Therefore the RPD was not calculated for these parameters.

  The RPD was calculated for the targeted PAHs when a concentration was reported above the laboratory detection limit in either the primary or duplicate sample. The calculated RPDs ranged from 0% (benzo[g,h,i]perylene) to 83.08% (arsenic). The majority of the reported PAH concentrations appear to correspond fairly well, with the exception of benzo[g,h,i]perylene (83.08%). Disregarding the benzo[g,h,i]perylene RPD yields an RPD of 17.49% for the remainder of the analyzed PAHs.

- *B-116/MW-3 and B-116/MW-3 DUP*

  ETPH concentrations of 41 mg/kg and 56 mg/kg were reported in the primary and duplicate samples, respectively. The RPD calculated for the reported ETPH concentrations is 30.93%.

  The RPD was calculated for the targeted metals when a concentration was reported above the laboratory detection limit in either the primary or duplicate sample. The calculated

RPDs ranged from 2.02% (cadmium) to 16.00% (copper). The reported metal concentrations correspond well, with an average RPD of 8.80%.

All targeted VOC and SVOC parameters were reported as below the laboratory detection limit (ND) in the B-116/MW-3 and B-116/MW-3 DUP samples. Therefore the RPD was not calculated for these parameters.

Trip Blank (TB) accompanied the soil samples on each of the three (3) days soil samples were collected. The TB was provided by the laboratory and submitted for laboratory analysis of VOCs. Targeted VOCs were not reported above the laboratory detection limit in the analyzed TB.

Groundwater Data Usability Evaluation – Supplemental Phase II ESA, January 2012

The six (6) permanent groundwater monitoring wells installed at the Site during this investigation were sampled on January 5, 2012. Groundwater samples were collected from each well along with a duplicate sample from monitoring well MW-2. The collected groundwater samples (primary samples and duplicate) were submitted for laboratory analysis consisting of VOCs, ETPH, PAHs, and CTDEEP 15 RSR metals.

A discussion of the primary and duplicate sample analyses is presented below. A statistical comparison of the groundwater QA/QC samples is presented on Table 5A. Of the 101 total targeted parameters (ETPH, VOCs, PAHs, and CTDEEP 15 RSR metals) analyzed on the primary and duplicate samples, 98 were reported as below the laboratory detection limit in both samples. RPD was not calculated for these parameters. Three (3) parameters (arsenic, barium, and MTBE) were reported with concentrations above the laboratory detection limits in both the primary and duplicate samples. The RPD was calculated for each of the three (3) reported parameters. The RPD between the primary and duplicate samples for these parameters ranged from 2.86 % (arsenic) to 3.77% (barium). In summary, the primary and duplicate samples corresponded extremely well and the calculated RPDs are well within the range of tolerance of the analytical methods.

A Trip Blank (TB) accompanied the groundwater samples collected on January 5, 2012. The TB was provided by the laboratory and submitted for laboratory analysis of VOCs. Targeted VOCs were not reported above the laboratory detection limit in the TB.

Based upon a review of the QA/QC results for samples collected during this investigation, the QA/QC objectives for this project have been met and the collected data is valid.

Soil Data Usability Evaluation –Phase III ESA, July 2013

A total of forty-seven (47) soil samples (forty-five (45) primary samples and two (2) duplicate samples) were collected for laboratory analysis during the Phase III ESA investigation. Duplicate samples were submitted for laboratory analysis identical to the primary samples. A discussion of

the primary and duplicate sample analyses is presented below. A statistical comparison of the soil QA/QC samples is presented on Table 4B. Relative Percent Difference (RPD) is used as a measure of precision between the original and duplicate samples. RPD was calculated using the following formula:

$$Rd\% = \{(X1 - X2)/Xave\}\, x\, 100$$

where:
Rd% = Relative percent difference (RPD):
*X*1 = concentration reported in the original sample;
*X*2 = concentration reported in the duplicate sample; and
Xave = average concentration = ((*X*1 + *X*2) / 2)
Note - Where ND is reported, ½ the detection limit is used in the numerical calculation.

A discussion of the primary and duplicate sample analyses is presented below. A statistical comparison of the soil QA/QC samples is presented on Table 4B. Two duplicate soil samples were analyzed during this investigation. One duplicate was collected with the primary SS-B (0.5') sample and one duplicate was collected with the SS-C (0.5') sample.

- *SS-B and SS-B'*
  All targeted VOC parameters were reported as below the laboratory detection limit (ND) in the SS-B and SS-B' soil samples except acetone, which was detected in SS-B only at a concentration of 0.24 mg/.L. The calculated RPD was 78.26% for acetone.

- *SS-C and SS-C'*
  The RPD was calculated for the targeted PAHs when a concentration was reported above the laboratory detection limit in either the primary or duplicate sample. The calculated RPDs ranged from 8% (benzo[k]fluoranthene) to 26.67% (pyrene). The majority of the reported PAH concentrations appear to correspond fairly well. An RPD of 15.97% for the remainder of the analyzed PAHs was calculated.

Groundwater Data Usability Evaluation – Phase III ESA, July 2013

The seven (7) permanent groundwater monitoring wells installed at the Site (6 previously and 1 during the Phase III ESA) were sampled on July 17, 2013. Groundwater samples were collected from each well along with a duplicate sample from monitoring well MW-7. The collected groundwater samples (primary samples and duplicate) were submitted for laboratory analysis consisting of VOCs and 13 Priority Pollutant metals.

A discussion of the primary and duplicate sample analyses is presented below. A statistical comparison of the groundwater QA/QC samples is presented on Table 5B. Of the 83 total targeted parameters (68 VOCs and 13 PP metals) analyzed on the primary and duplicate samples, 80 were reported as below the laboratory detection limit in both samples. RPD was not calculated for these parameters. Three (3) parameters (arsenic, chromium, and chloromethane) were reported with concentrations above the laboratory detection limits in both the primary and duplicate samples.

The RPD was calculated for each of the three (3) reported parameters. The RPD between the primary and duplicate samples for these parameters ranged from 2.56 % (chromium) to 93.48% (chloromethane). In summary, the primary and duplicate samples corresponded extremely well and the calculated RPDs are well within the range of tolerance of the analytical methods. The chloromethane RPD of 93.48% appears high, but the duplicate concentrations of 0.98 ug/L and 2.7 ug/L are relatively close in concentration and close to the detection limit.

A Trip Blank (TB) accompanied the groundwater samples collected on July 17, 2013. The TB was provided by the laboratory and submitted for laboratory analysis of VOCs. Targeted VOCs were not reported above the laboratory detection limit in the TB.

Based upon a review of the QA/QC results for samples collected during this investigation, the QA/QC objectives for this project have been met and the collected data is valid.

4

Conclusions

VHB has completed the Phase III Environmental Site Assessment (Phase III ESA) at 25 Skinner Street in East Hampton, Connecticut in accordance with the site-specific Quality Assurance Project Plan (QAPP). On July 9 through 11, 2013, a representative of VHB monitored the advancement of twenty-eight (28) soil borings, the collection of forty-five (45) soil samples for laboratory analysis, and the installation of one (1) permanent groundwater monitoring well (MW-8) as well as the collection of eight (8) groundwater samples. The soil boring and monitoring well locations were selected by VHB to evaluate soil and groundwater conditions within the previously identified RECs at the Site. The locations were selected to ensure adequate coverage across the Site and were in conformance with the locations proposed in the site-specific QAPP. This investigation was conducted as part of the East Hampton Brownfields Program utilizing EPA Brownfields Hazardous Material Assessment Grant funds (BF-96131801). It is our understanding that the Client intends to evaluate the environmental condition of the Site to facilitate improvements and potential redevelopment.

The objectives of this investigation were to complete additional delineation in areas where previous releases had been identified and to complete borings within areas that had not been investigated during previous investigations. Table 6, attached, is a REC Summary Table which summarizes the findings and presents conclusions and recommendations for each REC identified at the Site. The following RECs were investigated during various investigations at the Site conducted by VHB and others as referenced in the body of this report.

- REC 1 – Loading Docks and Overhead Doors
- REC 2 – Elevator Shaft and Pit
- REC 3 - Potential Discharge Pipes adjacent to Creek
- REC 4 – Interior Floor Drains and Trenches
- REC 5 – Potential Material Storage Area
- REC 6 – Discolored Soil and Void Area
- REC 7 – Underground Storage Tank
- REC 8 – Former Drummed Waste Storage Area
- REC 9 – Reported Floor Drain
- REC 10 – Aboveground Storage Tanks (ASTs)
- REC 11 – Partially Buried Drums
- REC 12 – Pad-mounted Transformer
- REC 16 – Potential Off-Site Upgradient Sources

- REC 17 – Site-Wide Fill
- REC 18 – Concrete Pad
- REC 19 – Site-wide Groundwater

The generalized direction of groundwater flow is to the south-southeast across the Site from Skinner Street toward Pocotopaug Creek at an average hydraulic gradient of 0.04 ft/ft as depicted in Figure 3. The depth to groundwater ranges from 1.5 feet to 6 feet below grade.

REC 1 – Loading Docks and Overhead Doors

Based on the analytical results for REC 1, it appears that the application of an Environmental Land Use Restriction (ELUR) would be a suitable remedial activity that would be protective of human health and the environment and bring the impacted soil in REC 1 into compliance with the Remediation Standard Regulations (RSRs). The application of RSRs exemptions based on impact from ash is also relevant to REC 1.

There are also groundwater issues associated with site-wide soil apparently impacted by coal and/or wood ash. Total arsenic (a residual ash component) and phenanthrene (a PAH compound) were detected in groundwater samples collected from REC 1 monitoring wells. Potentially, these exceedances of the Groundwater Protection Criteria (GPC) and the Surface Water Protection Criteria (SWPC) may be addressed with a combination of ELUR limitations on groundwater use and the development of alternative dilution criteria prior to plume discharge to the creek.

REC 2 – Elevator Shaft and Pit

As REC 2 is located in the Site building interior, the impacted soil is already isolated from the infiltration of precipitation. As the impacted soil is located beneath a concrete floor over 4 inches thick, it is essentially inaccessible to direct contact. The metals concentrations that exceed regulatory criteria appear to be related to ash such as coal ash. The application of an ELUR and the use of ash impacted soil exemptions in the RSRs will be a cost-effective and environmentally protective measure to establish compliance with the RSRs. Groundwater has not been evaluated specifically in REC 2; however, data from surrounding environmental areas of concern indicate residual ash impact to the groundwater quality.

REC 3 - Potential Discharge Pipes adjacent to Creek

To apply an ELUR, the top two feet of soil need to meet direct exposure criteria in a paved scenario and the top four feet in an unpaved scenario. With the equipment access restrictions and a shallow water table, it is unlikely that impacted surficial soils could be removed without relatively extraordinary means. Temporary covers or caps and manual methods of surficial soil excavation may need to be considered.

REC 4 – Interior Floor Drains and Trenches

The highest concentrations were detected in the soil samples at the southern end of the building where the dark colored soil layer appeared at its thickest in sub-slab soil samples. There is no

visible current or former connection of the trench drain located at soil boring location B-112 to any other drain. It is approximately two feet (2') deep, often wet, and may intersect the water table. Some impacted soil removal and a concrete cap may be used to render the trench drain inaccessible to prevent direct exposure.

REC 5 – Potential Material Storage Area

Impact appears to have a source related to ash and to brass. Variability within soil sample aliquots is moderate; while each aliquot of the same sample may contain elevated concentrations of metals some aliquots have exceedances. Overall, a trend of moderate total concentrations and low to non-detectable leachable concentrations is present for soil samples collected at the Site. The prevention of direct exposure by excavation and capping to render the soil beneath both isolated and inaccessible is a typical solution for this trend.

REC 6 – Discolored Soil and Void Area (Septic Tank)

The septic tank and its contents require removal based upon analytical data and observations if the tank's interactions with surface water and potentially groundwater. Analytical data also indicates the top two feet (2') of soil in the courtyard area, from the building jut to the north to the garage to the south along the east wall of the building to the creek bank, exceeds direct exposure and pollutant mobility criteria, requiring remediation to industrial commercial levels if the surface is paved and an ELUR is in place. Groundwater impacts have not been evaluated due to access issues horizontally and boulders and cobbles vertically at a depth of approximately four feet (4') below grade, the approximate depth of the septic tank structure. Use restrictions specified in the ELUR, and potentially the development of alternative dilution criteria taking soil removal and capping into account, may be used to address RSRs compliance in REC 6.

REC 7 – Underground Storage Tank

The UST has not been excavated yet; therefore the REC 7 samples proposed for the Phase III ESA have not been collected. VHB intends to be present when the UST is excavated by the property owner to collect appropriate samples and make visual observations of the soil in this area and the condition of the UST and associated piping. VHB will collect four (4) sidewall soil samples and one bottom soil sample for analysis of the following CTDEEP-required parameters:

- ETPH (CTDEEP Methodology); highest soil sample ETPH detection will be further analyzed for
- VOCs by U.S. EPA 8260 and SVOCs by EPA Method 8270; and
- Any "black" soil horizons will be analyzed for Total PP13 Metals.

VHB is essentially on-call to complete this work and will issue an addendum to this Phase III ESA report once the tank closure task is completed.

Based on the existing data from REC 7, is does not appear that a release of #2 heating oil has occurred. As with other areas of the Site, total metals exceedances, arsenic in particular, and low

level ETPH and VOCs have been detected. No PAHs were detected in the soil samples which were collected from 2.5 to 6 feet in depth.

REC 8 – Former Drummed Waste Storage Area

No significant release of oil or hazardous materials has been detected through soil sample analysis in REC 8. Total metals concentrations detected in the soil samples may reflect the background concentration of metals in the leveling sand found beneath the concrete floor slab of this section of the building, which has had several additions since the southern portion of the building was erected circa 1900, after the previous building was razed by fire in 1890. Sanborn Maps from the Phase I ESA indicate major building additions between 1925 and 1936, as well as between 1936 and 1956.

REC 9 – Reported Floor Drain

A floor drain had been reported to exist in the first floor former factory area where the drummed wastes are, or were, stored. VHB proposed to thoroughly inspect this area and collect a sub-slab soil sample near the reported floor drain location for release detection. No floor drain was located for sampling; therefore, proposed sample FD-5 was collected to enhance REC 4 – Interior Floor Drains and Trenches information. FD-5 was located along the western side of the building away from the FD-1 through 4 soil samples and the thick concrete encountered along the eastern side of the building.

The soil sample, FD-5, was analyzed for ETPH, VOCs, PAHs, PCBs, and Total and SPLP PP13 Metals. Soil analytical data is presented with REC 4 (see Inset 30, above). No exceedances were noted for the FD-5 soil sample.

REC 10 – Aboveground Storage Tanks (ASTs)

ETPH was detected in each soil sample collected to characterize the soil beneath the concrete floor slab at each AST(s) location within the building interior. No exceedances were noted for locations AST-2 and AST-3. ETPH was detected at a concentration of 710 mg/Kg at location B-114, exceeding the RDEC and GAPMC of 500 mg/Kg; ETPH was detected at a concentration of 5,100 mg/Kg at location AST-1, exceeding the I/CDEC of 2,500 mg/Kg. Soil sample locations AST-1 and B-114 are within the oldest portion of the Site building. The ETPH results may not reflect a heating oil AST release as the tanks appeared competent. Floor staining at the AST-1 location appeared to be related to former manufacturing operations; AST-1 is south of the trench drain at location B-112 in REC 4 – Interior Floor Drains and Trenches.

REC 11 – Partially Buried Drums

During Phase II activities previously completed, a composite sample was collected from the contents of two (2) of the drums and submitted for laboratory analysis from within this REC. ETPH was reported at a concentration that exceeds the RDEC and I/C DEC in the analyzed sample. Several VOCs were reported in the analyzed sample with one VOC (benzene) reported with a concentration that exceeds the GA PMC. PCBs and PAHs were not reported above the

laboratory detection limits in the samples. Four (4) soil samples were collected during the AECOM limited Phase II ESA; no regulatory exceedances were noted. VHB proposes no further data collection in REC 11; confirmatory post-excavation sampling for ETPH and VOCs analyses will be conducted upon drum excavation and removal.

REC 12 – Pad-mounted (A) Transformer and Pole-mounted (B) Transformer

A release of petroleum hydrocarbons has been detected in REC 12A, the pad-mounted transformer, and no release has been detected in REC 12B, the pole-mounted electrical transformer. The release detected at REC 12A may not be related to the electrical transformer. Numerous electrical lines are below the surface in the pad-mounted transformer, the asphalt is in poor condition, and some roof drainage appears to be directed through REC 12A. Placing and maintaining a proper paved cap may be the most effective solution in REC 12A.

REC 13 – Potential Asbestos Containing Floor Tile

This REC was not included in the authorized VHB scope of work.

REC 14 – Potential Lead Based Paint

This REC was not included in the authorized VHB scope of work.

REC 15 – Potential Contaminated Sediment

This REC is to be addressed at a future time per the authorized VHB scope of work.

REC 16 – Potential Off-Site Upgradient Sources

Groundwater samples collected and analyzed from well MW-6, the furthest upgradient, likely reflect background groundwater conditions with no analytes detected.

REC 17 – Site-Wide Fill

Overall, for REC 17: Site-wide Soil, concentrations decrease with depth and coincide with layers of dark colored soil observed during drilling operations that may be related to the burning of the previous building in 1890 or the placement of both wood and coal ash-impacted fill. VOCs, PCBs, the metals barium, beryllium, cadmium, chromium, selenium, silver, thallium, vanadium, and mercury have not been found at concentrations that are a cause for concern based upon the laboratory analytical data. There are “hot spots” near coincident release areas which contain ETPH, PAH and antimony, arsenic, copper, lead, nickel and zinc concentrations exceeding applicable regulatory criteria. Copper, lead and zinc are the major components of brass; arsenic is a common residue of coal ash, and the source of nickel could be either historic site operations or historic fill placement. A master soil data table is included in as Table 2 of this report.

REC 18 – Concrete Pad

During the VHB Phase II activities of December 2011, soil boring B-130 was advanced and the four-feet (4') deep soil sample was submitted for analysis; ETPH and PAH compounds were detected above the RDEC and GAPMC, and in some cases the I/CDEC. During the VHB Phase III, nine (9) soil samples were collected at three (3) step-out borings approximately ten feet (10') north, south and west of the original B-130 boring location. No additional ETPH or PAH exceedances were encountered; no total metals exceedances were noted but leachable antimony, arsenic and zinc concentrations were exceeding in the two-foot (2') and 4-foot (4') soil samples but not in the six-foot (6') samples. Horizontal and vertical delineation of the detected release is complete.

REC 19 – Site-wide Groundwater

Groundwater flow is from the north-northwest to the south-southeast across the site, from Skinner Street toward Pocotopaug Creek. The hydraulic gradient, i, is approximately 0.04 ft/ft. Monitoring well MW-6 is the furthest upgradient and appears to represent background conditions for groundwater at the site: no analytes were detected in two (2) rounds of groundwater sampling.

Monitoring wells MW-1, MW-5, MW-2, MW-7 and MW-8 are located west of the building; the groundwater samples from these wells are characterized by elevated total arsenic concentrations ranging in concentration from 4.4 to 43 µg/L, in excess of the Groundwater Protection Criteria (GPC, 10 µg/L for total arsenic) and the Surface Water Protection Criteria (SWPC, 4 µg/L for total arsenic). While there were detections of ETPH and several VOCs in these groundwater samples, there are no exceedances of applicable criteria noted; the only groundwater sample with a reported PAH detection was collected from MW-8 – phenanthrene at a concentration of 0.24 µg/L, exceeding the SWPC of 0.077 µg/L.

MW-3 is located east of the building on the northeast portion of the site. Detections include total metals (arsenic, barium, chromium, copper) and VOCs (chloromethane, 1,1-dichloroethane) at levels close to and in some cases exceeding the GPC and SWPC, but considerably less than the RGVC or I/CGVC. Volatilization of contaminants from the groundwater to the overlying building at this site does not appear to be a concern based upon the soil and groundwater data collected at the site.

5

Recommendations

Based upon the information collected during the completion of this Phase III Environmental Site Assessment no additional investigation is warranted as no significant data gaps regarding the subsurface conditions at the Site appear to exist. Site data is of sufficient quantity and quality to design remedial activities, although there may be a need to acquire specific site hydrogeologic data to develop alternative criteria requests. Specific items are listed in Table 6 – REC Summary Table. The data collected indicates that releases to the environment have occurred within several of the investigated RECs.

Most of the impacts identified at the Site appear to be associated with the long-term, light industrial use of the property and consist of impacted fill material or are the result of former disposal practices. The impacts to the fill material generally consist of ETPH, PAH, and/or metals concentrations. These compounds are present within the soil at concentrations which exceed certain regulatory criteria. These materials were generally not identified in Site groundwater at concentrations which exceeded regulatory criteria.

The majority of the currently identified substances and concentrations may be able to remain in place with appropriate Environmental Land Use Restrictions (ELURs) and/or protective measures (cap material to prevent infiltration and direct contact).

Based upon the current data, no significant impacts to groundwater were identified and therefore remediation of groundwater does not appear to be necessary; however, development of alternative dilution or attenuation criteria will be needed to support this. Additionally, no impacts to groundwater or soil from volatile organic compounds (VOCs) were identified, therefore, vapor intrusion is not considered to be a concern.

VHB recommends that an LEP-approved Remedial Action Plan (RAP) be generated to address specific approaches to the Site areas that require additional attention. The RAP will present the approach to use for remedial activities at the Site.

Figures

Path: J:\41770.00\GIS\Project\East_Hampton_Figure1.mxd

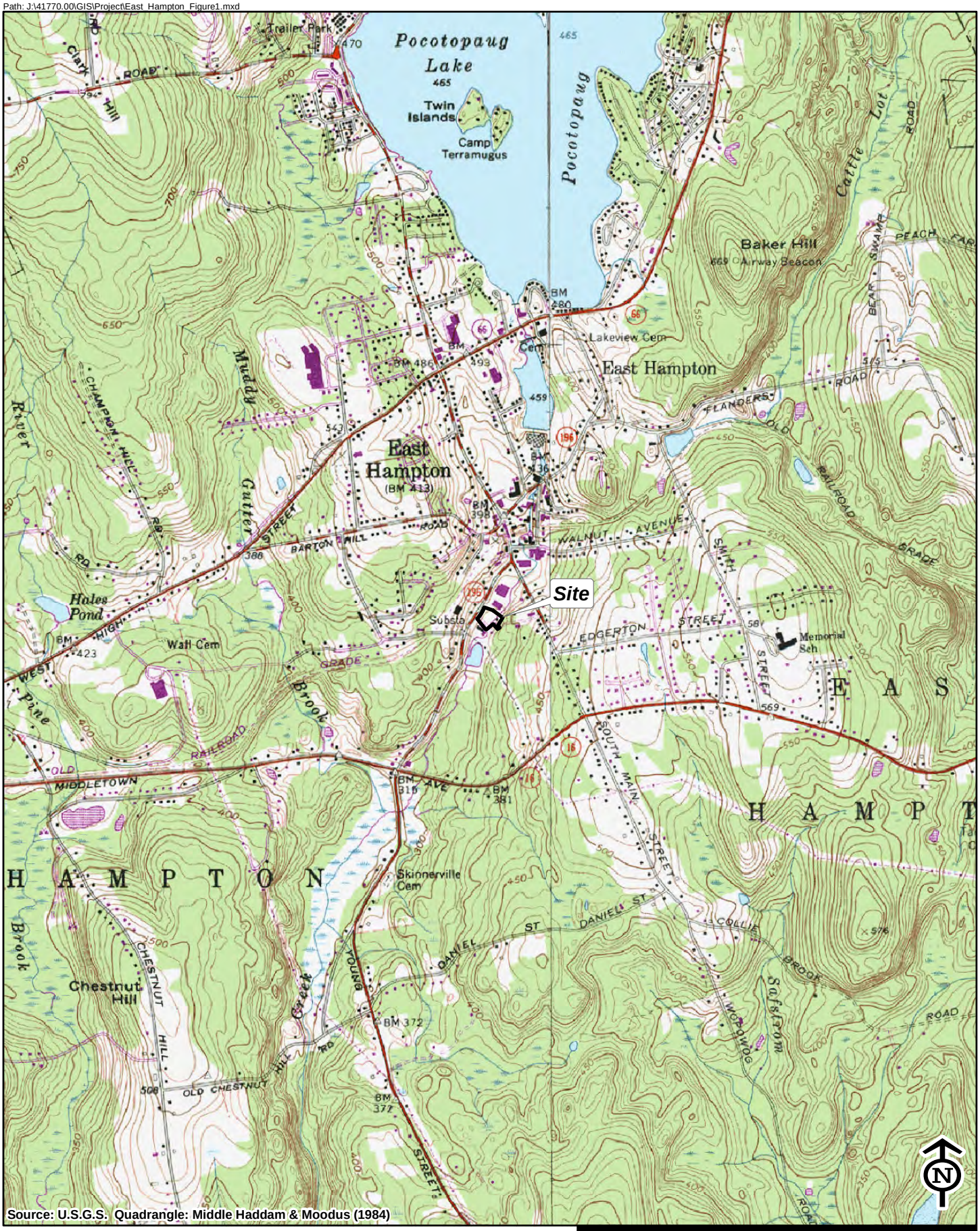

Source: U.S.G.S. Quadrangle: Middle Haddam & Moodus (1984)

1,000 500 0 1,000 Feet

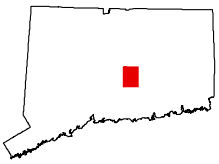

Quadrangle Location

Vanasse Hangen Brustlin, Inc.

Figure 1
Site Location Map
25 Skinner Street
East Hampton, Connecticut

\\vhb\proj\Middletown\41770.01\reports\Phase III Report\25SkinnerStreet_PJC_07292013.dwg

LEGEND

- MONITORING WELL (8)
- M&E PHASE II SOIL BORINGS
- REC
- WATER TABLE CONTOUR 1/512012
- VHB PHASE II SOIL BORINGS
- VHB P3 SOIL BORINGS
- VHB P3 SURFACE SAMPLING LOCATIONS

NOTE:

RECs NOT LOCATED ON MAP:

REC 8 - INTERIOR DRUMMED WASTE STORAGE & POTENTIAL ACM
REC 9 - REPORTED FLOOR DRAIN

REC 13 - POTENTIAL ASBESTOS FLOOR TILES
REC 14 - POTENTIAL LEAD BASED PAINT

0 25 50 Feet

Vanasse Hangen Brustlin, Inc.

Rev. by PJC 09/02/2013

Figure 2
Phase II & III Sampling Locations
25 Skinner Street
East Hampton, Connecticut

Path: 141770.00\GIS\Project\Groundwater_Contours.mxd

Vanasse Hangen Brustlin, Inc.

Legend

- Monitoring Well Location
- Inferred Groundwater Contours (01/05/2012)
- Approximate Site Property Boundary
- Assessor Parcel Boundary

30 15 0 30 Feet

N W E S

Figure 3
Inferred Groundwater Contours
25 Skinner Street
East Hampton, Connecticut

\\vhb\proj\Middletown\41770.01\reports\Phase III Report\25SkinnerStreet_PJC_07292013.dwg

LEGEND

- MONITORING WELL (8)
- M&E PHASE II SOIL BORINGS
- REC
- WATER TABLE CONTOUR 1/512012
- VHB PHASE II SOIL BORINGS
- VHB P3 SOIL BORINGS
- VHB P3 SURFACE SAMPLING LOCATIONS

NOTE:

RECs NOT LOCATED ON MAP:

REC 8 - INTERIOR DRUMMED WASTE STORAGE & POTENTIAL ACM
REC 9 - REPORTED FLOOR DRAIN

REC 13 - POTENTIAL ASBESTOS FLOOR TILES
REC 14 - POTENTIAL LEAD BASED PAINT

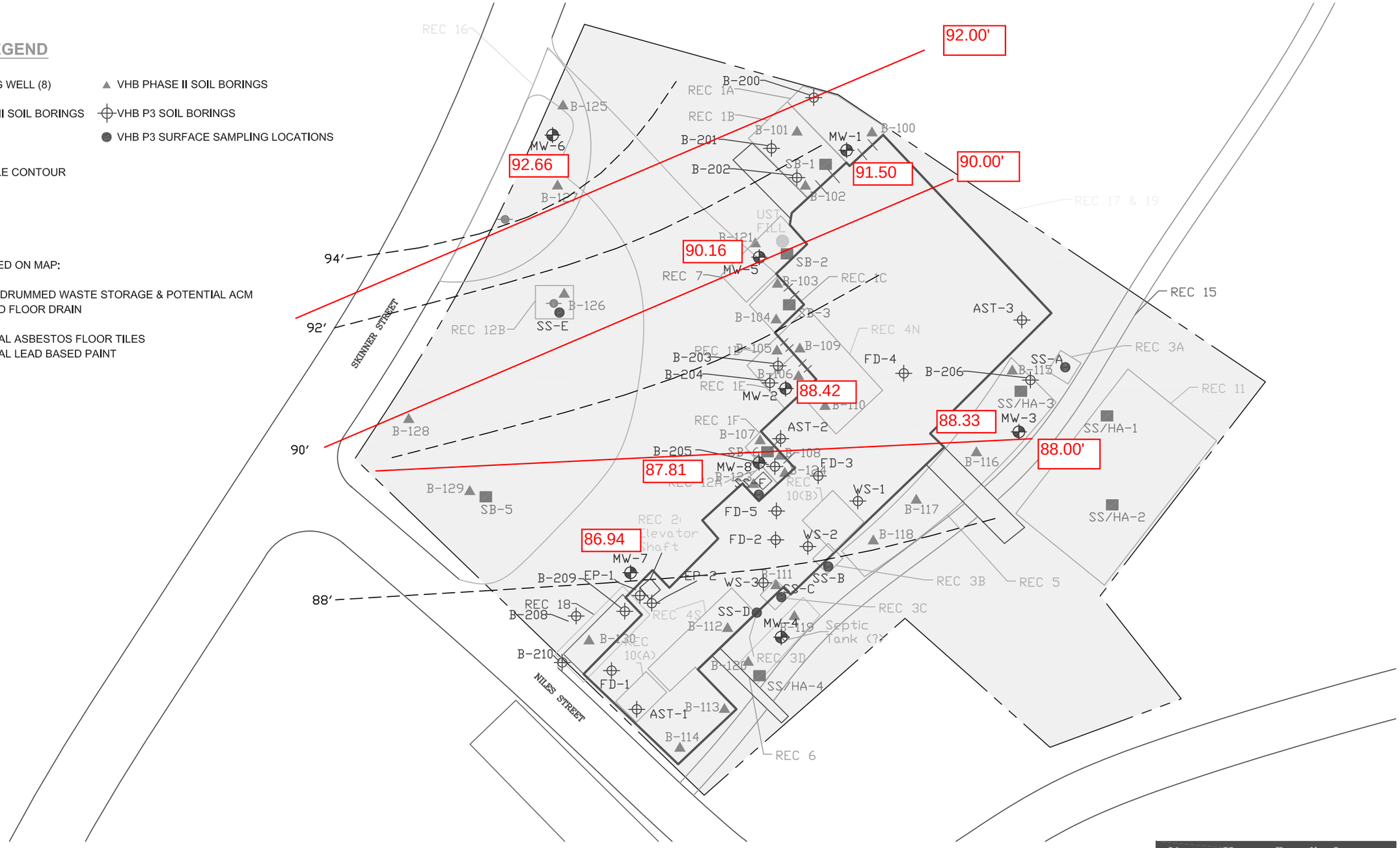

0 25 50 Feet

Vanasse Hangen Brustlin, Inc.

Rev. by PJC 09/02/2013

FIGURE 3B: Groundwater Flow Map, 7/17/2013

25 Skinner Street
East Hampton, Connecticut

Tables

Table 1
Groundwater Elevation Summary
25 Skinner Street
East Hampton, CT

Well	Installation Date	Top of Casing	Installed Depth	Depth to Water 1/5/2012	Depth to Water 7/17/2013	Water Table Elevation 1/5/2012	Water Table Elevation 7/17/2013
MW-1	12/27/2011	97.66	13.0	5.80	6.16	91.86	91.50
MW-2	12/28/2011	88.72	11.0	0.25	0.30	88.47	88.42
MW-3	12/20/2011	96.02	12.0	7.48	7.69	88.54	88.33
MW-5	12/27/2011	91.94	11.5	1.55	1.78	90.39	90.16
MW-6	12/27/2011	100.44	15.0	6.36	7.78	94.08	92.66
MW-7	12/28/2011	89.46	11.5	2.29	2.52	87.17	86.94
MW-8	7/9/2013	89.11	11.0	NA	1.30	NA	87.81

Notes:

All measurements in feet.
Top of casing elevation is measured to the top of PVC riser.
All elevation measurements relative to an arbitrary local benchmark of 100'.

Table 2 - Soil Analytical Summary, 25 Skinner St., East Hampton, CT

Parameter	RSR DEC		RSR PMC						
	I/C DEC (mg/Kg)	RES DEC (mg/Kg)	GA PMC (mg/L)	B-100 5ft	B-100 5ft DUP	B-101 5ft	B-200, 2'	B-200, 5'	B-200, 7'
Area of Concern (AOC) / Recognized Environmental Condition (REC) / Historic REC (HREC) / Business Environmental Concern (BEC) / Potential Release Area (PRA) / Release Area (RA)				**1A**	**1A**	**1A**	**1A**	**1A**	**1A**
Secondary REC				**1B**	**1B**	**1B**			
Consultant				**VHB**	**VHB**	**VHB**	**VHB**	**VHB**	**VHB**
Investigation Phase				**Supp. P II**	**Supp. P II**	**Supp. P II**	**P III**	**P III**	**P III**
Sample Collection Date				12/21/2011	12/21/2011	12/21/2011	7/9/2013	7/9/2013	7/9/2013
Sample Depth (Ft)				5	5	5	2	5	7
Laboratory Identification Number				11L0797-01	11L0797-02	11L0797-03	13G0389-23	13G0389-24	13G0389-25
CTDEP ETPH (mg/Kg dry)									
ETPH	2500	500	500	**450**	**310**	**48**	**29**	**370**	ND<11
SM 2540G (% Wt)									
% Solids				88.1	85.3	74.5	90.7	79.4	90.6
SW-846 6010C (mg/Kg dry) Metals Digestion									
ANTIMONY	8200	27		4	3.2	6.1	NT	NT	NT
Arsenic	10	10		**3.7**	ND<2.9	**7.5**	NT	NT	NT
Barium	140000	4700		**73**	**62**	**69**	NT	NT	NT
BERYLLIUM	2	2		ND<0.28	ND<0.29	ND<0.33	NT	NT	NT
Cadmium	1000	34		**0.36**	**0.33**	**0.48**	NT	NT	NT
Chromium, Total	NE	NE		**12**	**12**	**17**	NT	NT	NT
Chromium 6+	100	100		NT	NT	NT	NT	NT	NT
COPPER	76000	2500		**200**	**230**	**300**	NT	NT	NT
LEAD	1000	*400*		**79**	**87**	**170**	NT	NT	NT
Nickel	7500	1400		**15**	**15**	**30**	NT	NT	NT
Silver	10000	340		**2.8**	**2.2**	ND<0.66	NT	NT	NT
Vanadium	14000	470		**26**	**25**	**33**	NT	NT	NT
Zinc	610000	20000		**150**	**150**	**260**	NT	NT	NT
SW-846 7471B (mg/Kg dry) Metals Digestion									
Mercury	610	20		**0.076**	**0.078**	**0.15**	NT	NT	NT
SPLP Metals (mg/L)									
ANTIMONY			0.006	NT	NT	NT	NT	NT	NT
Arsenic			0.01	NT	NT	NT	NT	NT	NT
Barium			1	NT	NT	NT	NT	NT	NT
Cadmium			0.005	NT	NT	NT	NT	NT	NT
Chromium, total			0.05	NT	NT	NT	NT	NT	NT
COPPER			1.3	NT	NT	NT	NT	NT	NT
LEAD			0.2	NT	NT	NT	NT	NT	NT
Nickel			0.1	NT	NT	NT	NT	NT	NT
Silver			0.036	NT	NT	NT	NT	NT	NT
THALLIUM			0.005	NT	NT	NT	NT	NT	NT
Zinc			5	NT	NT	NT	NT	NT	NT
SW-846 8082A (mg/Kg dry)	10	1		NT	NT	NT	NT	NT	NT
PCB 1016				NT	NT	NT	NT	NT	NT
PCB 1221				NT	NT	NT	NT	NT	NT
PCB 1232				NT	NT	NT	NT	NT	NT
PCB 1242				NT	NT	NT	NT	NT	NT
PCB 1248				NT	NT	NT	NT	NT	NT
PCB 1254				NT	NT	NT	NT	NT	NT
PCB 1260				NT	NT	NT	NT	NT	NT
PCB 1262				NT	NT	NT	NT	NT	NT
PCB 1268				NT	NT	NT	NT	NT	NT

Table 2 - Soil Analytical Summary, 25 Skinner St., East Hampton, CT

Parameter	RSR DEC		RSR PMC						
	I/C DEC (mg/Kg)	RES DEC (mg/Kg)	GA PMC (mg/L)	B-100 5ft	B-100 5ft DUP	B-101 5ft	B-200, 2'	B-200, 5'	B-200, 7'
Area of Concern (AOC) / Recognized Environmental Condition (REC) / Historic REC (HREC) / Business Environmental Concern (BEC) / Potential Release Area (PRA) / Release Area (RA)				**1A**	**1A**	**1A**	**1A**	**1A**	**1A**
Secondary REC				**1B**	**1B**	**1B**			
Consultant				**VHB**	**VHB**	**VHB**	**VHB**	**VHB**	**VHB**
Investigation Phase				**Supp. P II**	**Supp. P II**	**Supp. P II**	**P III**	**P III**	**P III**
Sample Collection Date				12/21/2011	12/21/2011	12/21/2011	7/9/2013	7/9/2013	7/9/2013
Sample Depth (Ft)				5	5	5	2	5	7
Laboratory Identification Number				11L0797-01	11L0797-02	11L0797-03	13G0389-23	13G0389-24	13G0389-25
SW-846 8260C (mg/Kg dry)				ND	ND	**0.0039**	NT	NT	NT
ACETONE	1000	500	14	ND<0.064	ND<0.10	ND<0.13	NT	NT	NT
BENZENE	200	21	0.02	ND<0.0013	ND<0.0020	ND<0.0027	NT	NT	NT
N-BUTYLBENZENE	1000	500	1.4	ND<0.0013	ND<0.0020	ND<0.0027	NT	NT	NT
SEC-BUTYLBENZENE	1000	500	1.4	ND<0.0013	ND<0.0020	ND<0.0027	NT	NT	NT
CHLOROBENZENE	1000	500	2	ND<0.0013	ND<0.0020	ND<0.0027	NT	NT	NT
1,4-DICHLOROBENZENE	240	26	1.5	ND<0.0013	ND<0.0020	ND<0.0027	NT	NT	NT
1,1-DICHLOROETHANE	1000	500	1.4	ND<0.0013	ND<0.0020	ND<0.0027	NT	NT	NT
ETHYLBENZENE	1000	500	10.1	ND<0.0013	ND<0.0020	ND<0.0027	NT	NT	NT
ISOPROPYLBENZENE	1000	500	0.6	ND<0.0013	ND<0.0020	ND<0.0027	NT	NT	NT
P-ISOPROPYLTOLUENE	1000	500	0.6	ND<0.0013	ND<0.0020	ND<0.0027	NT	NT	NT
NAPHTHALENE	2500	1000	5.6	ND<0.0026	ND<0.0041	ND<0.0054	NT	NT	NT
N-PROPYLBENZENE	1000	500	1.4	ND<0.0013	ND<0.0020	ND<0.0027	NT	NT	NT
STYRENE	1000	500	2	ND<0.0013	ND<0.0020	ND<0.0027	NT	NT	NT
TETRACHLOROETHYLENE	110	12	0.1	ND<0.0013	ND<0.0020	**0.0039**	NT	NT	NT
TOLUENE	1000	500	20	ND<0.0013	ND<0.0020	ND<0.0027	NT	NT	NT
1,1,1-TRICHLOROETHANE	1000	500	4	ND<0.0013	ND<0.0020	ND<0.0027	NT	NT	NT
TRICHLOROETHYLENE	520	56	0.1	ND<0.0013	ND<0.0020	ND<0.0027	NT	NT	NT
TRICHLOROFLUOROMETHANE	1000	500	26	ND<0.0064	ND<0.010	ND<0.013	NT	NT	NT
1,2,4-TRIMETHYLBENZENE	1000	500	7	ND<0.0013	ND<0.0020	ND<0.0027	NT	NT	NT
1,3,5-TRIMETHYLBENZENE	1000	500	7	ND<0.0013	ND<0.0020	ND<0.0027	NT	NT	NT
M/P-XYLENE	1000	500	19.5	ND<0.0026	ND<0.0041	ND<0.0054	NT	NT	NT
O-XYLENE	1000	500	19.5	ND<0.0013	ND<0.0020	ND<0.0027	NT	NT	NT
SW-846 8270D (mg/Kg dry)				**20.27**	**23.4**	**5.89**	ND	**8.67**	ND
ACENAPHTHENE	2500.00	1000.00	8.40	ND<0.19	ND<0.20	ND<0.23	ND<0.18	ND<0.21	ND<0.19
ACENAPHTHYLENE	2500.00	1000.00	8.40	**0.78**	**0.77**	ND<0.23	ND<0.18	ND<0.21	ND<0.19
ANTHRACENE	2500.00	1000.00	40.00	**0.28**	**0.31**	ND<0.23	ND<0.18	ND<0.21	ND<0.19
BENZO(A)ANTHRACENE	7.80	1.00	1.00	**1.7**	**2**	**0.42**	ND<0.18	**0.71**	ND<0.19
BENZO(A)PYRENE	1.00	1.00	1.00	**1.6**	**2.1**	**0.5**	ND<0.18	**0.74**	ND<0.19
BENZO(B)FLUORANTHENE	7.80	1.00	1.00	**1.8**	**2.3**	**0.63**	ND<0.18	**1**	ND<0.19
BENZO(G,H,I)PERYLENE	2500.00	1000.00	4.20	**1.5**	**1.5**	**0.47**	ND<0.18	**0.61**	ND<0.19
BENZO(K)FLUORANTHENE	78.00	8.40	1.00	**0.45**	**0.76**	**0.24**	ND<0.18	**0.38**	ND<0.19
BIS(2-ETHYLHEXYL)PHTHALATE	410.00	44.00	1.00	NT	NT	NT	NT	NT	NT
CARBAZOLE	NE	NE	NE	NT	NT	NT	NT	NT	NT
CHRYSENE	780.00	84.00	1.00	**2.3**	**2.8**	**0.63**	ND<0.18	**0.85**	ND<0.19
DIBENZ(A,H)ANTHRACENE	1.00	1.00	1.00	**0.36**	**0.43**	ND<0.23	ND<0.18	ND<0.21	ND<0.19
FLUORANTHENE	2500.00	1000.00	5.60	**2.5**	**2.7**	**0.82**	ND<0.18	**1.4**	ND<0.19
FLUORENE	2500.00	1000.00	5.60	ND<0.19	**0.23**	ND<0.23	ND<0.18	ND<0.21	ND<0.19
INDENO(1,2,3-CD)PYRENE	7.80	1.00	1.00	**1.5**	**1.7**	**0.46**	ND<0.18	**0.67**	ND<0.19
2-METHYLNAPHTHALENE	2500.00	474.00	0.98	ND<0.19	ND<0.20	ND<0.23	ND<0.18	ND<0.21	ND<0.19
NAPHTHALENE	2500.00	1000.00	5.60	ND<0.19	ND<0.20	ND<0.23	ND<0.18	ND<0.21	ND<0.19
PHENANTHRENE	2500.00	1000.00	4.00	**1.6**	**2.2**	**0.42**	ND<0.18	**0.81**	ND<0.19
PYRENE	2500.00	1000.00	4.00	**3.9**	**3.6**	**1.3**	ND<0.18	**1.5**	ND<0.19
8270 SPLP mg/L				NT	NT	NT	NT	NT	NT

NOTES:
1. mg/Kg = milligrams per Kilogram (equivalent to parts per million or ppm); mg/L = milligrams per Liter (equivalent to parts per million)
2. NT = Not tested by this analytical method.
3. NE = None Established (Standard).
4. Detections in **BOLD TYPE**, detection limits exceeding criteria are shaded in grey
5. Detections shaded in yellow exceed GA PMC
6. Detections shaded in orange exceed Residential Direct Exposure Criteria (ResDEC)
7. Detections shaded in red exceed Industrial/Commercial Direct Exposure Criteria (I/CDEC)
8. RSR criteria and analytes use the same units (mg/Kg or mg/L).

Table 2 - Soil Analytical Summary, 25 Skinner St., East Hampton, CT

Parameter	RSR DEC		RSR PMC									
	I/C DEC (mg/Kg)	RES DEC (mg/Kg)	GA PMC (mg/L)	SB-1 1-2FT	SB-1 6-7FT	B-102 5ft	B-202, 2'	B-201, 2'	B-202, 5'	B-201, 5'	B-202, 7'	B-201, 7'
Area of Concern (AOC) / Recognized Environmental Condition (REC) / Historic REC (HREC) / Business Environmental Concern (BEC) / Potential Release Area (PRA) / Release Area (RA)				**1B**	**1B**	**1B**	**1B**	**1B**	**1B**	**1B**	**1B**	**1B**
Consultant				**AECOM**	**AECOM**	**VHB**	**VHB**	**VHB**	**VHB**	**VHB**	**VHB**	**VHB**
Investigation Phase				**Lim. P II**	**Lim. P II**	**Supp. P II**	**P III**	**P III**	**P III**	**P III**	**P III**	**P III**
Sample Collection Date				10/24/2008	10/24/2008	12/21/2011	7/9/2013	7/9/2013	7/9/2013	7/9/2013	7/9/2013	7/9/2013
Sample Depth (Ft)				1-2'	6-7'	5	2	2	5	5	7	7
Laboratory Identification Number				08B43306	08B43307	11L0797-04	13G0389-17	13G0389-20	13G0389-18	13G0389-21	13G0389-19	13G0389-22
CTDEP ETPH (mg/Kg dry)												
ETPH	2500	500	500	**37**	ND<12	**290**	**12**	**190**	**240**	**48**	ND<11	ND<11
SM 2540G (% Wt)												
% Solids				89	88.6	84.2	91.4	83.7	80.5	63	88.1	90.8
SW-846 6010C (mg/Kg dry) Metals Digestion												
ANTIMONY	8200	27		ND<4.50	ND<4.52	5.3	NT	NT	NT	NT	NT	NT
Arsenic	10	10		**7.94**	**6.54**	ND<2.9	NT	NT	NT	NT	NT	NT
Barium	140000	4700		**123**	**48.4**	**110**	NT	NT	NT	NT	NT	NT
BERYLLIUM	2	2		**0.9**	**0.66**	ND<0.29	NT	NT	NT	NT	NT	NT
Cadmium	1000	34		**0.3**	ND<0.29	**0.5**	NT	NT	NT	NT	NT	NT
Chromium, Total	NE	NE		**23.8**	**9.25**	**23**	NT	NT	NT	NT	NT	NT
Chromium 6+	100	100		NT	NT	NT	NT	NT	NT	NT	NT	NT
COPPER	76000	2500		**191**	**13.9**	**520**	NT	NT	NT	NT	NT	NT
LEAD	1000	*400*		**56.8**	**2.29**	**270**	NT	NT	NT	NT	NT	NT
Nickel	7500	1400		**17.7**	**16.7**	**21**	NT	NT	NT	NT	NT	NT
Silver	10000	340		ND<0.57	ND<0.57	ND<0.59	NT	NT	NT	NT	NT	NT
Vanadium	14000	470		**37**	**20.2**	**29**	NT	NT	NT	NT	NT	NT
Zinc	610000	20000		**145**	**35.4**	**360**	NT	NT	NT	NT	NT	NT
SW-846 7471B (mg/Kg dry) Metals Digestion												
Mercury	610	20		**0.055**	**0.018**	**0.14**	NT	NT	NT	NT	NT	NT
SPLP Metals (mg/L)												
ANTIMONY			0.006	NT	NT	NT	NT	NT	NT	NT	NT	NT
Arsenic			0.01	NT	NT	NT	NT	NT	NT	NT	NT	NT
Barium			1	NT	NT	NT	NT	NT	NT	NT	NT	NT
Cadmium			0.005	NT	NT	NT	NT	NT	NT	NT	NT	NT
Chromium, total			0.05	NT	NT	NT	NT	NT	NT	NT	NT	NT
COPPER			1.3	NT	NT	NT	NT	NT	NT	NT	NT	NT
LEAD			0.2	NT	NT	NT	NT	NT	NT	NT	NT	NT
Nickel			0.1	NT	NT	NT	NT	NT	NT	NT	NT	NT
Silver			0.036	NT	NT	NT	NT	NT	NT	NT	NT	NT
THALLIUM			0.005	NT	NT	NT	NT	NT	NT	NT	NT	NT
Zinc			5	NT	NT	NT	NT	NT	NT	NT	NT	NT
SW-846 8082A (mg/Kg dry)	10	1		NT	NT	NT	NT	NT	NT	NT	NT	NT
PCB 1016				NT	NT	NT	NT	NT	NT	NT	NT	NT
PCB 1221				NT	NT	NT	NT	NT	NT	NT	NT	NT
PCB 1232				NT	NT	NT	NT	NT	NT	NT	NT	NT
PCB 1242				NT	NT	NT	NT	NT	NT	NT	NT	NT
PCB 1248				NT	NT	NT	NT	NT	NT	NT	NT	NT
PCB 1254				NT	NT	NT	NT	NT	NT	NT	NT	NT
PCB 1260				NT	NT	NT	NT	NT	NT	NT	NT	NT
PCB 1262				NT	NT	NT	NT	NT	NT	NT	NT	NT
PCB 1268				NT	NT	NT	NT	NT	NT	NT	NT	NT

Table 2 - Soil Analytical Summary, 25 Skinner St., East Hampton, CT

Parameter	RSR DEC		RSR PMC									
	I/C DEC (mg/Kg)	RES DEC (mg/Kg)	GA PMC (mg/L)	SB-1 1-2FT	SB-1 6-7FT	B-102 5ft	B-202, 2'	B-201, 2'	B-202, 5'	B-201, 5'	B-202, 7'	B-201, 7'
Area of Concern (AOC) / Recognized Environmental Condition (REC) / Historic REC (HREC) / Business Environmental Concern (BEC) / Potential Release Area (PRA) / Release Area (RA)				**1B**	**1B**	**1B**	**1B**	**1B**	**1B**	**1B**	**1B**	**1B**
Consultant				**AECOM**	**AECOM**	**VHB**	**VHB**	**VHB**	**VHB**	**VHB**	**VHB**	**VHB**
Investigation Phase				**Lim. P II**	**Lim. P II**	**Supp. P II**	**P III**	**P III**	**P III**	**P III**	**P III**	**P III**
Sample Collection Date				10/24/2008	10/24/2008	12/21/2011	7/9/2013	7/9/2013	7/9/2013	7/9/2013	7/9/2013	7/9/2013
Sample Depth (Ft)				1-2'	6-7'	5	2	2	5	5	7	7
Laboratory Identification Number				08B43306	08B43307	11L0797-04	13G0389-17	13G0389-20	13G0389-18	13G0389-21	13G0389-19	13G0389-22
SW-846 8260C (mg/Kg dry)				ND	ND	ND	NT	NT	NT	NT	NT	NT
ACETONE	1000	500	14	ND<0.11	ND<0.099	ND<0.097	NT	NT	NT	NT	NT	NT
BENZENE	200	21	0.02	ND<0.003	ND<0.002	ND<0.0019	NT	NT	NT	NT	NT	NT
N-BUTYLBENZENE	1000	500	1.4	ND<0.003	ND<0.002	ND<0.0019	NT	NT	NT	NT	NT	NT
SEC-BUTYLBENZENE	1000	500	1.4	ND<0.003	ND<0.002	ND<0.0019	NT	NT	NT	NT	NT	NT
CHLOROBENZENE	1000	500	2	ND<0.003	ND<0.002	ND<0.0019	NT	NT	NT	NT	NT	NT
1,4-DICHLOROBENZENE	240	26	1.5	ND<0.003	ND<0.002	ND<0.0019	NT	NT	NT	NT	NT	NT
1,1-DICHLOROETHANE	1000	500	1.4	ND<0.003	ND<0.002	ND<0.0019	NT	NT	NT	NT	NT	NT
ETHYLBENZENE	1000	500	10.1	ND<0.003	ND<0.002	ND<0.0019	NT	NT	NT	NT	NT	NT
ISOPROPYLBENZENE	1000	500	0.6	ND<0.003	ND<0.002	ND<0.0019	NT	NT	NT	NT	NT	NT
P-ISOPROPYLTOLUENE	1000	500	0.6	ND<0.003	ND<0.002	ND<0.0019	NT	NT	NT	NT	NT	NT
NAPHTHALENE	2500	1000	5.6	ND<0.011	ND<0.010	ND<0.0039	NT	NT	NT	NT	NT	NT
N-PROPYLBENZENE	1000	500	1.4	ND<0.003	ND<0.002	ND<0.0019	NT	NT	NT	NT	NT	NT
STYRENE	1000	500	2	ND<0.011	ND<0.010	ND<0.0019	NT	NT	NT	NT	NT	NT
TETRACHLOROETHYLENE	110	12	0.1	ND<0.003	ND<0.002	ND<0.0019	NT	NT	NT	NT	NT	NT
TOLUENE	1000	500	20	ND<0.003	ND<0.002	ND<0.0019	NT	NT	NT	NT	NT	NT
1,1,1-TRICHLOROETHANE	1000	500	4	ND<0.003	ND<0.002	ND<0.0019	NT	NT	NT	NT	NT	NT
TRICHLOROETHYLENE	520	56	0.1	ND<0.003	ND<0.002	ND<0.0019	NT	NT	NT	NT	NT	NT
TRICHLOROFLUOROMETHANE	1000	500	26	ND<0.011	ND<0.010	ND<0.0097	NT	NT	NT	NT	NT	NT
1,2,4-TRIMETHYLBENZENE	1000	500	7	ND<0.011	ND<0.002	ND<0.0019	NT	NT	NT	NT	NT	NT
1,3,5-TRIMETHYLBENZENE	1000	500	7	ND<0.003	ND<0.002	ND<0.0019	NT	NT	NT	NT	NT	NT
M/P-XYLENE	1000	500	19.5	ND<0.005	ND<0.004	ND<0.0039	NT	NT	NT	NT	NT	NT
O-XYLENE	1000	500	19.5	ND<0.003	ND<0.002	ND<0.0019	NT	NT	NT	NT	NT	NT
SW-846 8270D (mg/Kg dry)				**11.523**	ND	**2.67**	ND	**1.95**	**1.9**	ND	ND	ND
ACENAPHTHENE	2500.00	1000.00	8.40	ND<0.188	ND<0.189	ND<0.20	ND<0.19	ND<0.20	ND<0.21	ND<0.27	ND<0.19	ND<0.19
ACENAPHTHYLENE	2500.00	1000.00	8.40	ND<0.188	ND<0.189	ND<0.20	ND<0.19	ND<0.20	ND<0.21	ND<0.27	ND<0.19	ND<0.19
ANTHRACENE	2500.00	1000.00	40.00	**0.346**	ND<0.189	ND<0.20	ND<0.19	ND<0.20	ND<0.21	ND<0.27	ND<0.19	ND<0.19
BENZO(A)ANTHRACENE	7.80	1.00	1.00	**0.879**	ND<0.189	**0.27**	ND<0.19	**0.21**	ND<0.21	ND<0.27	ND<0.19	ND<0.19
BENZO(A)PYRENE	1.00	1.00	1.00	**0.809**	ND<0.189	**0.28**	ND<0.19	**0.26**	**0.23**	ND<0.27	ND<0.19	ND<0.19
BENZO(B)FLUORANTHENE	7.80	1.00	1.00	**1.06**	ND<0.189	**0.34**	ND<0.19	**0.38**	**0.34**	ND<0.27	ND<0.19	ND<0.19
BENZO(G,H,I)PERYLENE	2500.00	1000.00	4.20	**0.487**	ND<0.189	**0.21**	ND<0.19	ND<0.20	ND<0.21	ND<0.27	ND<0.19	ND<0.19
BENZO(K)FLUORANTHENE	78.00	8.40	1.00	**0.427**	ND<0.189	ND<0.20	ND<0.19	ND<0.20	ND<0.21	ND<0.27	ND<0.19	ND<0.19
BIS(2-ETHYLHEXYL)PHTHALATE	410.00	44.00	1.00	**0.45**	ND<0.38	NT	NT	NT	NT	NT	NT	NT
CARBAZOLE	NE	NE	NE	ND<0.19	ND<0.19	NT	NT	NT	NT	NT	NT	NT
CHRYSENE	780.00	84.00	1.00	**0.912**	ND<0.189	**0.37**	ND<0.19	**0.28**	**0.24**	ND<0.27	ND<0.19	ND<0.19
DIBENZ(A,H)ANTHRACENE	1.00	1.00	1.00	ND<0.188	ND<0.189	ND<0.20	ND<0.19	ND<0.20	ND<0.21	ND<0.27	ND<0.19	ND<0.19
FLUORANTHENE	2500.00	1000.00	5.60	**2.25**	ND<0.189	**0.38**	ND<0.19	**0.38**	**0.41**	ND<0.27	ND<0.19	ND<0.19
FLUORENE	2500.00	1000.00	5.60	ND<0.188	ND<0.189	ND<0.20	ND<0.19	ND<0.20	ND<0.21	ND<0.27	ND<0.19	ND<0.19
INDENO(1,2,3-CD)PYRENE	7.80	1.00	1.00	**0.503**	ND<0.189	ND<0.20	ND<0.19	ND<0.20	ND<0.21	ND<0.27	ND<0.19	ND<0.19
2-METHYLNAPHTHALENE	2500.00	474.00	0.98	ND<0.188	ND<0.189	ND<0.20	ND<0.19	ND<0.20	ND<0.21	ND<0.27	ND<0.19	ND<0.19
NAPHTHALENE	2500.00	1000.00	5.60	ND<0.188	ND<0.189	ND<0.20	ND<0.19	ND<0.20	ND<0.21	ND<0.27	ND<0.19	ND<0.19
PHENANTHRENE	2500.00	1000.00	4.00	**1.78**	ND<0.189	**0.25**	ND<0.19	ND<0.20	**0.24**	ND<0.27	ND<0.19	ND<0.19
PYRENE	2500.00	1000.00	4.00	**1.62**	ND<0.189	**0.57**	ND<0.19	**0.44**	**0.44**	ND<0.27	ND<0.19	ND<0.19
8270 SPLP mg/L				NT	NT	NT	NT	NT	NT	NT	NT	NT

NOTES:
1. mg/Kg = milligrams per Kilogram (equivalent to parts per million or ppm); mg/L = milligrams per Liter (equivalent to parts per million)
2. NT = Not tested by this analytical method.
3. NE = None Established (Standard).
4. Detections in **BOLD TYPE**, detection limits exceeding criteria are shaded in grey
5. Detections shaded in yellow exceed GA PMC
6. Detections shaded in orange exceed Residential Direct Exposure Criteria (ResDEC)
7. Detections shaded in red exceed Industrial/Commercial Direct Exposure Criteria (I/CDEC)
8. RSR criteria and analytes use the same units (mg/Kg or mg/L).

Parameter	RSR DEC		RSR PMC			
	I/C DEC (mg/Kg)	RES DEC (mg/Kg)	GA PMC (mg/L)	SB-3 0.5-1.5FT	B-103 3ft	B-104 2.5ft
Area of Concern (AOC) / Recognized Environmental Condition (REC) / Historic REC (HREC) / Business Environmental Concern (BEC) / Potential Release Area (PRA) / Release Area (RA)				**1C**	**1C**	**1C**
Consultant				**AECOM**	**VHB**	**VHB**
Investigation Phase				**Lim. P II**	**Supp. P II**	**Supp. P II**
Sample Collection Date				10/24/2008	12/21/2011	12/21/2011
Sample Depth (Ft)				0.5-1.5'	3	2.5
Laboratory Identification Number				08B43310	11L0797-06	11L0797-07
CTDEP ETPH (mg/Kg dry)						
ETPH	2500	500	500	**460**	**120**	**250**
SM 2540G (% Wt)						
% Solids				80.5	82.4	80.4
SW-846 6010C (mg/Kg dry) Metals Digestion						
ANTIMONY	8200	27		ND<4.97	ND<2.9	ND<2.9
Arsenic	10	10		**6.79**	**4.4**	**13**
Barium	140000	4700		**80.9**	**42**	**100**
BERYLLIUM	2	2		**0.48**	ND<0.29	ND<0.29
Cadmium	1000	34		**0.66**	**0.55**	ND<0.29
Chromium, Total	NE	NE		**16.6**	**8**	**8.4**
Chromium 6+	100	100		NT	NT	NT
COPPER	76000	2500		**490**	**270**	**11**
LEAD	1000	*400*		**162**	**66**	**7.2**
Nickel	7500	1400		**24.2**	**11**	**17**
Silver	10000	340		ND<0.63	ND<0.58	ND<0.58
Vanadium	14000	470		**37.3**	**21**	**21**
Zinc	610000	20000		**344**	**240**	**38**
SW-846 7471B (mg/Kg dry) Metals Digestion						
Mercury	610	20		**0.098**	**0.047**	ND<0.030
SPLP Metals (mg/L)						
ANTIMONY			0.006	NT	NT	NT
Arsenic			0.01	NT	NT	NT
Barium			1	NT	NT	NT
Cadmium			0.005	NT	NT	NT
Chromium, total			0.05	NT	NT	NT
COPPER			1.3	NT	NT	NT
LEAD			0.2	NT	NT	NT
Nickel			0.1	NT	NT	NT
Silver			0.036	NT	NT	NT
THALLIUM			0.005	NT	NT	NT
Zinc			5	NT	NT	NT
SW-846 8082A (mg/Kg dry)	10	1		NT	NT	NT
PCB 1016				NT	NT	NT
PCB 1221				NT	NT	NT
PCB 1232				NT	NT	NT
PCB 1242				NT	NT	NT
PCB 1248				NT	NT	NT
PCB 1254				NT	NT	NT
PCB 1260				NT	NT	NT
PCB 1262				NT	NT	NT
PCB 1268				NT	NT	NT

Table 2 - Soil Analytical Summary, 25 Skinner St., East Hampton, CT

Parameter	RSR DEC		RSR PMC			
	I/C DEC (mg/Kg)	RES DEC (mg/Kg)	GA PMC (mg/L)	SB-3 0.5-1.5FT	B-103 3ft	B-104 2.5ft
Area of Concern (AOC) / Recognized Environmental Condition (REC) / Historic REC (HREC) / Business Environmental Concern (BEC) / Potential Release Area (PRA) / Release Area (RA)				**1C**	**1C**	**1C**
Consultant				**AECOM**	**VHB**	**VHB**
Investigation Phase				**Lim. P II**	**Supp. P II**	**Supp. P II**
Sample Collection Date				10/24/2008	12/21/2011	12/21/2011
Sample Depth (Ft)				0.5-1.5'	3	2.5
Laboratory Identification Number				08B43310	11L0797-06	11L0797-07
SW-846 8260C (mg/Kg dry)				**0.043**	**0.018**	**0.0091**
ACETONE	1000	500	14	ND<0.13	ND<0.087	ND<0.069
BENZENE	200	21	0.02	ND<0.003	ND<0.0017	ND<0.0014
N-BUTYLBENZENE	1000	500	1.4	ND<0.003	ND<0.0017	ND<0.0014
SEC-BUTYLBENZENE	1000	500	1.4	ND<0.003	ND<0.0017	ND<0.0014
CHLOROBENZENE	1000	500	2	**0.043**	**0.018**	ND<0.0014
1,4-DICHLOROBENZENE	240	26	1.5	ND<0.003	ND<0.0017	ND<0.0014
1,1-DICHLOROETHANE	1000	500	1.4	ND<0.003	ND<0.0017	ND<0.0014
ETHYLBENZENE	1000	500	10.1	ND<0.003	ND<0.0017	ND<0.0014
ISOPROPYLBENZENE	1000	500	0.6	ND<0.003	ND<0.0017	ND<0.0014
P-ISOPROPYLTOLUENE	1000	500	0.6	ND<0.003	ND<0.0017	ND<0.0014
NAPHTHALENE	2500	1000	5.6	ND<0.013	ND<0.0035	ND<0.0028
N-PROPYLBENZENE	1000	500	1.4	ND<0.003	ND<0.0017	ND<0.0014
STYRENE	1000	500	2	ND<0.013	ND<0.0017	ND<0.0014
TETRACHLOROETHYLENE	110	12	0.1	ND<0.003	ND<0.0017	ND<0.0014
TOLUENE	1000	500	20	ND<0.003	ND<0.0017	ND<0.0014
1,1,1-TRICHLOROETHANE	1000	500	4	ND<0.003	ND<0.0017	ND<0.0014
TRICHLOROETHYLENE	520	56	0.1	ND<0.003	ND<0.0017	ND<0.0014
TRICHLOROFLUOROMETHANE	1000	500	26	ND<0.013	ND<0.0087	**0.0091**
1,2,4-TRIMETHYLBENZENE	1000	500	7	ND<0.003	ND<0.0017	ND<0.0014
1,3,5-TRIMETHYLBENZENE	1000	500	7	ND<0.003	ND<0.0017	ND<0.0014
M/P-XYLENE	1000	500	19.5	ND<0.005	ND<0.0035	ND<0.0028
O-XYLENE	1000	500	19.5	ND<0.003	ND<0.0017	ND<0.0014
SW-846 8270D (mg/Kg dry)				**1.266**	**0.21**	ND
ACENAPHTHENE	2500.00	1000.00	8.40	ND<0.208	ND<0.20	ND<0.21
ACENAPHTHYLENE	2500.00	1000.00	8.40	ND<0.208	ND<0.20	ND<0.21
ANTHRACENE	2500.00	1000.00	40.00	ND<0.208	ND<0.20	ND<0.21
BENZO(A)ANTHRACENE	7.80	1.00	1.00	ND<0.208	ND<0.20	ND<0.21
BENZO(A)PYRENE	1.00	1.00	1.00	ND<0.208	ND<0.20	ND<0.21
BENZO(B)FLUORANTHENE	7.80	1.00	1.00	**0.261**	ND<0.20	ND<0.21
BENZO(G,H,I)PERYLENE	2500.00	1000.00	4.20	ND<0.208	ND<0.20	ND<0.21
BENZO(K)FLUORANTHENE	78.00	8.40	1.00	ND<0.208	ND<0.20	ND<0.21
BIS(2-ETHYLHEXYL)PHTHALATE	410.00	44.00	1.00	NT	NT	NT
CARBAZOLE	NE	NE	NE	NT	NT	NT
CHRYSENE	780.00	84.00	1.00	**0.251**	ND<0.20	ND<0.21
DIBENZ(A,H)ANTHRACENE	1.00	1.00	1.00	ND<0.208	ND<0.20	ND<0.21
FLUORANTHENE	2500.00	1000.00	5.60	**0.378**	ND<0.20	ND<0.21
FLUORENE	2500.00	1000.00	5.60	ND<0.208	ND<0.20	ND<0.21
INDENO(1,2,3-CD)PYRENE	7.80	1.00	1.00	ND<0.208	ND<0.20	ND<0.21
2-METHYLNAPHTHALENE	2500.00	474.00	0.98	ND<0.208	ND<0.20	ND<0.21
NAPHTHALENE	2500.00	1000.00	5.60	ND<0.208	ND<0.20	ND<0.21
PHENANTHRENE	2500.00	1000.00	4.00	ND<0.208	ND<0.20	ND<0.21
PYRENE	2500.00	1000.00	4.00	**0.376**	**0.21**	ND<0.21
8270 SPLP mg/L				NT	NT	NT

NOTES:
1. mg/Kg = milligrams per Kilogram (equivalent to parts per million or ppm); mg/L = milligrams per Liter (equivalent to parts per million)
2. NT = Not tested by this analytical method.
3. NE = None Established (Standard).
4. Detections in **BOLD TYPE**, detection limits exceeding criteria are shaded in grey
5. Detections shaded in yellow exceed GA PMC
6. Detections shaded in orange exceed Residential Direct Exposure Criteria (ResDEC)
7. Detections shaded in red exceed Industrial/Commercial Direct Exposure Criteria (I/CDEC)
8. RSR criteria and analytes use the same units (mg/Kg or mg/L).

Table 2 - Soil Analytical Summary, 25 Skinner St., East Hampton, CT

Parameter	RSR DEC		RSR PMC			
	I/C DEC (mg/Kg)	RES DEC (mg/Kg)	GA PMC (mg/L)	B-105 2ft	B-203, 2'	B-203, 6'
Area of Concern (AOC) / Recognized Environmental Condition (REC) / Historic REC (HREC) / Business Environmental Concern (BEC) / Potential Release Area (PRA) / Release Area (RA)				**1D**	**1D**	**1D**
Consultant				**VHB**	**VHB**	**VHB**
Investigation Phase				**Supp. P II**	**P III**	**P III**
Sample Collection Date				12/21/2011	7/9/2013	7/9/2013
Sample Depth (Ft)				2	2	6
Laboratory Identification Number				11L0797-08	13G0389-12	13G0389-13
CTDEP ETPH (mg/Kg dry)						
ETPH	2500	500	500	**150**	**370**	ND<11
SM 2540G (% Wt)						
% Solids				85.7	86.5	89.1
SW-846 6010C (mg/Kg dry) Metals Digestion						
ANTIMONY	8200	27		ND<2.9	NT	NT
Arsenic	10	10		**9.1**	**6**	ND<2.8
Barium	140000	4700		**47**	**78**	**27**
BERYLLIUM	2	2		ND<0.29	NT	NT
Cadmium	1000	34		**0.79**	NT	NT
Chromium, Total	NE	NE		**7.7**	NT	NT
Chromium 6+	100	100		NT	NT	NT
COPPER	76000	2500		**97**	NT	NT
LEAD	1000	*400*		**28**	NT	NT
Nickel	7500	1400		**53**	NT	NT
Silver	10000	340		ND<0.57	NT	NT
Vanadium	14000	470		**15**	NT	NT
Zinc	610000	20000		**83**	NT	NT
SW-846 7471B (mg/Kg dry) Metals Digestion						
Mercury	610	20		ND<0.029	NT	NT
SPLP Metals (mg/L)						
ANTIMONY			0.006	NT	NT	NT
Arsenic			0.01	NT	**0.0036**	ND<0.002
Barium			1	NT	**0.099**	ND<0.050
Cadmium			0.005	NT	NT	NT
Chromium, total			0.05	NT	NT	NT
COPPER			1.3	NT	NT	NT
LEAD			0.2	NT	NT	NT
Nickel			0.1	NT	NT	NT
Silver			0.036	NT	NT	NT
THALLIUM			0.005	NT	NT	NT
Zinc			5	NT	NT	NT
SW-846 8082A (mg/Kg dry)	10	1		NT	NT	NT
PCB 1016				NT	NT	NT
PCB 1221				NT	NT	NT
PCB 1232				NT	NT	NT
PCB 1242				NT	NT	NT
PCB 1248				NT	NT	NT
PCB 1254				NT	NT	NT
PCB 1260				NT	NT	NT
PCB 1262				NT	NT	NT
PCB 1268				NT	NT	NT

Table 2 - Soil Analytical Summary, 25 Skinner St., East Hampton, CT

Parameter	RSR DEC		RSR PMC			
	I/C DEC (mg/Kg)	RES DEC (mg/Kg)	GA PMC (mg/L)	B-105 2ft	B-203, 2'	B-203, 6'
Area of Concern (AOC) / Recognized Environmental Condition (REC) / Historic REC (HREC) / Business Environmental Concern (BEC) / Potential Release Area (PRA) / Release Area (RA)				**1D**	**1D**	**1D**
Consultant				**VHB**	**VHB**	**VHB**
Investigation Phase				**Supp. P II**	**P III**	**P III**
Sample Collection Date				12/21/2011	7/9/2013	7/9/2013
Sample Depth (Ft)				2	2	6
Laboratory Identification Number				11L0797-08	13G0389-12	13G0389-13
SW-846 8260C (mg/Kg dry)				ND	NT	NT
ACETONE	1000	500	14	ND<0.11	NT	NT
BENZENE	200	21	0.02	ND<0.0021	NT	NT
N-BUTYLBENZENE	1000	500	1.4	ND<0.0021	NT	NT
SEC-BUTYLBENZENE	1000	500	1.4	ND<0.0021	NT	NT
CHLOROBENZENE	1000	500	2	ND<0.0021	NT	NT
1,4-DICHLOROBENZENE	240	26	1.5	ND<0.0021	NT	NT
1,1-DICHLOROETHANE	1000	500	1.4	ND<0.0021	NT	NT
ETHYLBENZENE	1000	500	10.1	ND<0.0021	NT	NT
ISOPROPYLBENZENE	1000	500	0.6	ND<0.0021	NT	NT
P-ISOPROPYLTOLUENE	1000	500	0.6	ND<0.0021	NT	NT
NAPHTHALENE	2500	1000	5.6	ND<0.0042	NT	NT
N-PROPYLBENZENE	1000	500	1.4	ND<0.0021	NT	NT
STYRENE	1000	500	2	ND<0.0021	NT	NT
TETRACHLOROETHYLENE	110	12	0.1	ND<0.0021	NT	NT
TOLUENE	1000	500	20	ND<0.0021	NT	NT
1,1,1-TRICHLOROETHANE	1000	500	4	ND<0.0021	NT	NT
TRICHLOROETHYLENE	520	56	0.1	ND<0.0021	NT	NT
TRICHLOROFLUOROMETHANE	1000	500	26	ND<0.011	NT	NT
1,2,4-TRIMETHYLBENZENE	1000	500	7	ND<0.0021	NT	NT
1,3,5-TRIMETHYLBENZENE	1000	500	7	ND<0.0021	NT	NT
M/P-XYLENE	1000	500	19.5	ND<0.0042	NT	NT
O-XYLENE	1000	500	19.5	ND<0.0021	NT	NT
SW-846 8270D (mg/Kg dry)				**1.4**	NT	NT
ACENAPHTHENE	2500.00	1000.00	8.40	ND<0.20	NT	NT
ACENAPHTHYLENE	2500.00	1000.00	8.40	ND<0.20	NT	NT
ANTHRACENE	2500.00	1000.00	40.00	ND<0.20	NT	NT
BENZO(A)ANTHRACENE	7.80	1.00	1.00	ND<0.20	NT	NT
BENZO(A)PYRENE	1.00	1.00	1.00	ND<0.20	NT	NT
BENZO(B)FLUORANTHENE	7.80	1.00	1.00	ND<0.20	NT	NT
BENZO(G,H,I)PERYLENE	2500.00	1000.00	4.20	ND<0.20	NT	NT
BENZO(K)FLUORANTHENE	78.00	8.40	1.00	ND<0.20	NT	NT
BIS(2-ETHYLHEXYL)PHTHALATE	410.00	44.00	1.00	NT	NT	NT
CARBAZOLE	NE	NE	NE	NT	NT	NT
CHRYSENE	780.00	84.00	1.00	**0.23**	NT	NT
DIBENZ(A,H)ANTHRACENE	1.00	1.00	1.00	ND<0.20	NT	NT
FLUORANTHENE	2500.00	1000.00	5.60	**0.38**	NT	NT
FLUORENE	2500.00	1000.00	5.60	ND<0.20	NT	NT
INDENO(1,2,3-CD)PYRENE	7.80	1.00	1.00	ND<0.20	NT	NT
2-METHYLNAPHTHALENE	2500.00	474.00	0.98	ND<0.20	NT	NT
NAPHTHALENE	2500.00	1000.00	5.60	ND<0.20	NT	NT
PHENANTHRENE	2500.00	1000.00	4.00	**0.31**	NT	NT
PYRENE	2500.00	1000.00	4.00	**0.48**	NT	NT
8270 SPLP mg/L				NT	NT	NT

NOTES:
1. mg/Kg = milligrams per Kilogram (equivalent to parts per million or ppm); mg/L = milligrams per Liter (equivalent to parts per million)
2. NT = Not tested by this analytical method.
3. NE = None Established (Standard).
4. Detections in **BOLD TYPE**, detection limits exceeding criteria are shaded in grey
5. Detections shaded in yellow exceed GA PMC
6. Detections shaded in orange exceed Residential Direct Exposure Criteria (ResDEC)
7. Detections shaded in red exceed Industrial/Commercial Direct Exposure Criteria (I/CDEC)
8. RSR criteria and analytes use the same units (mg/Kg or mg/L).

Table 2 - Soil Analytical Summary, 25 Skinner St., East Hampton, CT

Parameter	RSR DEC		RSR PMC				
	I/C DEC (mg/Kg)	RES DEC (mg/Kg)	GA PMC (mg/L)	B-106 2.5ft	B-204, 2'	B-204, 4'	B-204, 6'
Area of Concern (AOC) / Recognized Environmental Condition (REC) / Historic REC (HREC) / Business Environmental Concern (BEC) / Potential Release Area (PRA) / Release Area (RA)				**1E**	**1E**	**1E**	**1E**
Consultant				**VHB**	**VHB**	**VHB**	**VHB**
Investigation Phase				**Supp. P II**	**P III**	**P III**	**P III**
Sample Collection Date				12/21/2011	7/9/2013	7/9/2013	7/9/2013
Sample Depth (Ft)				2.5	2	4	6
Laboratory Identification Number				11L0797-09	13G0389-14	13G0389-15	13G0389-16
CTDEP ETPH (mg/Kg dry)							
ETPH	2500	500	500	**1800**	**1100**	ND<12	**230**
SM 2540G (% Wt)							
% Solids				47.7	68.1	84.8	89.2
SW-846 6010C (mg/Kg dry) Metals Digestion							
ANTIMONY	8200	27		ND<5.0	5	ND<2.8	ND<2.7
Arsenic	10	10		**14**	**13**	**6.4**	**3.7**
Barium	140000	4700		**140**	NT	NT	NT
BERYLLIUM	2	2		ND<0.50	ND<0.34	ND<0.28	ND<1.4
Cadmium	1000	34		**3.2**	**1.9**	**0.62**	**0.42**
Chromium, Total	NE	NE		**16**	**51**	**7.2**	**5.5**
Chromium 6+	100	100		NT	NT	NT	NT
COPPER	76000	2500		**2000**	**960**	**16**	**25**
LEAD	1000	*400*		**390**	**440**	**1.8**	**3.1**
Nickel	7500	1400		**1200**	**130**	**23**	**23**
Silver	10000	340		ND<1.0	ND<0.69	ND<0.57	ND<0.55
Vanadium	14000	470		**25**	NT	NT	NT
Zinc	610000	20000		**1100**	**800**	**61**	**33**
SW-846 7471B (mg/Kg dry) Metals Digestion							
Mercury	610	20		**0.3**	**0.59**	ND<0.029	ND<0.028
SPLP Metals (mg/L)							
ANTIMONY			0.006	NT	**0.02**	ND<0.005	ND<0.005
Arsenic			0.01	NT	**0.024**	**0.0092**	**0.0072**
Barium			1	NT	NT	NT	NT
Cadmium			0.005	NT	ND<0.025	ND<0.0025	ND<0.0025
Chromium, total			0.05	NT	ND<0.005	ND<0.005	ND<0.005
COPPER			1.3	NT	**0.073**	ND<0.025	ND<0.025
LEAD			0.2	NT	**0.017**	ND<0.005	ND<0.005
Nickel			0.1	NT	**0.059**	ND<0.025	**0.12**
Silver			0.036	NT	ND<0.025	ND<0.0025	ND<0.0025
THALLIUM			0.005	NT	ND<0.001	**0.0011**	ND<0.001
Zinc			5	NT	**0.32**	ND<0.050	**0.0057**
SW-846 8082A (mg/Kg dry)	10	1		NT	NT	NT	NT
PCB 1016				NT	NT	NT	NT
PCB 1221				NT	NT	NT	NT
PCB 1232				NT	NT	NT	NT
PCB 1242				NT	NT	NT	NT
PCB 1248				NT	NT	NT	NT
PCB 1254				NT	NT	NT	NT
PCB 1260				NT	NT	NT	NT
PCB 1262				NT	NT	NT	NT
PCB 1268				NT	NT	NT	NT

Table 2 - Soil Analytical Summary, 25 Skinner St., East Hampton, CT

Parameter	RSR DEC		RSR PMC				
	I/C DEC (mg/Kg)	RES DEC (mg/Kg)	GA PMC (mg/L)	B-106 2.5ft	B-204, 2'	B-204, 4'	B-204, 6'
Area of Concern (AOC) / Recognized Environmental Condition (REC) / Historic REC (HREC) / Business Environmental Concern (BEC) / Potential Release Area (PRA) / Release Area (RA)				**1E**	**1E**	**1E**	**1E**
Consultant				**VHB**	**VHB**	**VHB**	**VHB**
Investigation Phase				**Supp. P II**	**P III**	**P III**	**P III**
Sample Collection Date				12/21/2011	7/9/2013	7/9/2013	7/9/2013
Sample Depth (Ft)				2.5	2	4	6
Laboratory Identification Number				11L0797-09	13G0389-14	13G0389-15	13G0389-16
SW-846 8260C (mg/Kg dry)				ND	NT	NT	NT
ACETONE	1000	500	14	ND<0.17	NT	NT	NT
BENZENE	200	21	0.02	ND<0.0035	NT	NT	NT
N-BUTYLBENZENE	1000	500	1.4	ND<0.0035	NT	NT	NT
SEC-BUTYLBENZENE	1000	500	1.4	ND<0.0035	NT	NT	NT
CHLOROBENZENE	1000	500	2	ND<0.0035	NT	NT	NT
1,4-DICHLOROBENZENE	240	26	1.5	ND<0.0035	NT	NT	NT
1,1-DICHLOROETHANE	1000	500	1.4	ND<0.0035	NT	NT	NT
ETHYLBENZENE	1000	500	10.1	ND<0.0035	NT	NT	NT
ISOPROPYLBENZENE	1000	500	0.6	ND<0.0035	NT	NT	NT
P-ISOPROPYLTOLUENE	1000	500	0.6	ND<0.0035	NT	NT	NT
NAPHTHALENE	2500	1000	5.6	ND<0.0069	NT	NT	NT
N-PROPYLBENZENE	1000	500	1.4	ND<0.0035	NT	NT	NT
STYRENE	1000	500	2	ND<0.0035	NT	NT	NT
TETRACHLOROETHYLENE	110	12	0.1	ND<0.0035	NT	NT	NT
TOLUENE	1000	500	20	ND<0.0035	NT	NT	NT
1,1,1-TRICHLOROETHANE	1000	500	4	ND<0.0035	NT	NT	NT
TRICHLOROETHYLENE	520	56	0.1	ND<0.0035	NT	NT	NT
TRICHLOROFLUOROMETHANE	1000	500	26	ND<0.017	NT	NT	NT
1,2,4-TRIMETHYLBENZENE	1000	500	7	ND<0.0035	NT	NT	NT
1,3,5-TRIMETHYLBENZENE	1000	500	7	ND<0.0035	NT	NT	NT
M/P-XYLENE	1000	500	19.5	ND<0.0069	NT	NT	NT
O-XYLENE	1000	500	19.5	ND<0.0035	NT	NT	NT
SW-846 8270D (mg/Kg dry)				**14.59**	ND	ND	ND
ACENAPHTHENE	2500.00	1000.00	8.40	ND<0.36	ND<0.25	ND<0.20	ND<0.19
ACENAPHTHYLENE	2500.00	1000.00	8.40	ND<0.36	ND<0.25	ND<0.20	ND<0.19
ANTHRACENE	2500.00	1000.00	40.00	**0.52**	ND<0.25	ND<0.20	ND<0.19
BENZO(A)ANTHRACENE	7.80	1.00	1.00	**1.5**	ND<0.25	ND<0.20	ND<0.19
BENZO(A)PYRENE	1.00	1.00	1.00	**1.4**	ND<0.25	ND<0.20	ND<0.19
BENZO(B)FLUORANTHENE	7.80	1.00	1.00	**1.7**	ND<0.25	ND<0.20	ND<0.19
BENZO(G,H,I)PERYLENE	2500.00	1000.00	4.20	**0.43**	ND<0.25	ND<0.20	ND<0.19
BENZO(K)FLUORANTHENE	78.00	8.40	1.00	**0.6**	ND<0.25	ND<0.20	ND<0.19
BIS(2-ETHYLHEXYL)PHTHALATE	410.00	44.00	1.00	NT	NT	NT	NT
CARBAZOLE	NE	NE	NE	NT	NT	NT	NT
CHRYSENE	780.00	84.00	1.00	**1.4**	ND<0.25	ND<0.20	ND<0.19
DIBENZ(A,H)ANTHRACENE	1.00	1.00	1.00	ND<0.36	ND<0.25	ND<0.20	ND<0.19
FLUORANTHENE	2500.00	1000.00	5.60	**2.5**	ND<0.25	ND<0.20	ND<0.19
FLUORENE	2500.00	1000.00	5.60	ND<0.36	ND<0.25	ND<0.20	ND<0.19
INDENO(1,2,3-CD)PYRENE	7.80	1.00	1.00	**0.64**	ND<0.25	ND<0.20	ND<0.19
2-METHYLNAPHTHALENE	2500.00	474.00	0.98	ND<0.36	ND<0.25	ND<0.20	ND<0.19
NAPHTHALENE	2500.00	1000.00	5.60	ND<0.36	ND<0.25	ND<0.20	ND<0.19
PHENANTHRENE	2500.00	1000.00	4.00	**1.9**	ND<0.25	ND<0.20	ND<0.19
PYRENE	2500.00	1000.00	4.00	**2**	ND<0.25	ND<0.20	ND<0.19
8270 SPLP mg/L				NT	NT	NT	NT

NOTES:
1. mg/Kg = milligrams per Kilogram (equivalent to parts per million or ppm); mg/L = milligrams per Liter (equivalent to parts per million)
2. NT = Not tested by this analytical method.
3. NE = None Established (Standard).
4. Detections in **BOLD TYPE**, detection limits exceeding criteria are shaded in grey
5. Detections shaded in yellow exceed GA PMC
6. Detections shaded in orange exceed Residential Direct Exposure Criteria (ResDEC)
7. Detections shaded in red exceed Industrial/Commercial Direct Exposure Criteria (I/CDEC)
8. RSR criteria and analytes use the same units (mg/Kg or mg/L).

Table 2 - Soil Analytical Summary, 25 Skinner St., East Hampton, CT

Parameter	RSR DEC		RSR PMC							
	I/C DEC (mg/Kg)	RES DEC (mg/Kg)	GA PMC (mg/L)	SB-6 1-2FT	SB-6 1-2FT DUP	SB-6 6-7FT	B-108 4ft	B-107 2ft	B-205, 2'	B-205, 6'
Area of Concern (AOC) / Recognized Environmental Condition (REC) / Historic REC (HREC) / Business Environmental Concern (BEC) / Potential Release Area (PRA) / Release Area (RA)				**1F**	**1F**	**1F**	**1F**	**1F**	**1F**	**1F**
Consultant				**AECOM**	**AECOM**	**AECOM**	**VHB**	**VHB**	**VHB**	**VHB**
Investigation Phase				**Lim. P II**	**Lim. P II**	**Lim. P II**	**Supp. P II**	**Supp. P II**	**P III**	**P III**
Sample Collection Date				10/24/2008	10/24/2008	10/24/2008	12/21/2011	12/21/2011	7/9/2013	7/9/2013
Sample Depth (Ft)				1-2'	1-2'	6-7'	4	2	2	6
Laboratory Identification Number				08B43314	08B43315	08B43316	11L0797-11	11L0797-10	13G0389-10	13G0389-11
CTDEP ETPH (mg/Kg dry)										
ETPH	2500	500	500	**1500**	**1300**	**41**	**3300**	**230**	**200**	ND<12
SM 2540G (% Wt)										
% Solids				85.7	84.9	87.5	63.9	89.1	78.6	86.7
SW-846 6010C (mg/Kg dry) Metals Digestion										
ANTIMONY	8200	27		ND<4.67	ND<4.72	ND<4.58	28	ND<2.8	ND<3.1	ND<2.9
Arsenic	10	10		**6.04**	**4.75**	**4.75**	**22**	**6.9**	**4.6**	**5.8**
Barium	140000	4700		**48.5**	**42.2**	**24.7**	**190**	**92**	NT	NT
BERYLLIUM	2	2		**0.31**	ND<0.30	**0.31**	ND<0.37	ND<0.28	ND<0.31	ND<0.29
Cadmium	1000	34		**0.34**	ND<0.30	**0.5**	**2**	**0.37**	**0.87**	**0.7**
Chromium, Total	NE	NE		**12.4**	**12.6**	**5.54**	**54**	**17**	**15**	**8**
Chromium 6+	100	100		NT	NT	NT	NT	NT	NT	NT
COPPER	76000	2500		**208**	**230**	**22.2**	**11000**	**140**	**690**	**33**
LEAD	1000	*400*		**40**	**40.4**	**3.09**	**1600**	**31**	**72**	**13**
Nickel	7500	1400		**149**	**101**	**11.8**	**780**	**31**	**400**	**12**
Silver	10000	340		ND<0.59	ND<0.59	ND<0.58	**6.6**	ND<0.55	ND<0.63	ND<0.58
Vanadium	14000	470		**20.6**	**19**	**9.76**	**32**	**29**	NT	NT
Zinc	610000	20000		**165**	**130**	**20.8**	**1500**	**95**	**210**	**51**
SW-846 7471B (mg/Kg dry) Metals Digestion										
Mercury	610	20		**0.187**	**0.136**	ND<0.013	**1.1**	ND<0.028	ND<0.028	ND<0.028
SPLP Metals (mg/L)										
ANTIMONY			0.006	NT	NT	NT	NT	NT	ND<0.005	ND<0.005
Arsenic			0.01	NT	NT	NT	NT	NT	**0.0075**	**0.0028**
Barium			1	NT	NT	NT	NT	NT	NT	NT
Cadmium			0.005	NT	NT	NT	NT	NT	ND<0.0025	ND<0.0025
Chromium, total			0.05	NT	NT	NT	NT	NT	ND<0.005	ND<0.005
COPPER			1.3	NT	NT	NT	NT	NT	**1.7**	ND<0.025
LEAD			0.2	NT	NT	NT	NT	NT	**0.055**	ND<0.005
Nickel			0.1	NT	NT	NT	NT	NT	**2.4**	ND<0.025
Silver			0.036	NT	NT	NT	NT	NT	ND<0.025	ND<0.0025
THALLIUM			0.005	NT	NT	NT	NT	NT	ND<0.001	ND<0.001
Zinc			5	NT	NT	NT	NT	NT	**0.64**	**0.17**
SW-846 8082A (mg/Kg dry)	10	1		NT	NT	NT	NT	ND	NT	NT
PCB 1016				NT	NT	NT	NT	ND<0.11	NT	NT
PCB 1221				NT	NT	NT	NT	ND<0.11	NT	NT
PCB 1232				NT	NT	NT	NT	ND<0.11	NT	NT
PCB 1242				NT	NT	NT	NT	ND<0.11	NT	NT
PCB 1248				NT	NT	NT	NT	ND<0.11	NT	NT
PCB 1254				NT	NT	NT	NT	ND<0.11	NT	NT
PCB 1260				NT	NT	NT	NT	ND<0.11	NT	NT
PCB 1262				NT	NT	NT	NT	ND<0.11	NT	NT
PCB 1268				NT	NT	NT	NT	ND<0.11	NT	NT

Table 2 - Soil Analytical Summary, 25 Skinner St., East Hampton, CT

Parameter	RSR DEC		RSR PMC							
	I/C DEC (mg/Kg)	RES DEC (mg/Kg)	GA PMC (mg/L)	SB-6 1-2FT	SB-6 1-2FT DUP	SB-6 6-7FT	B-108 4ft	B-107 2ft	B-205, 2'	B-205, 6'
Area of Concern (AOC) / Recognized Environmental Condition (REC) / Historic REC (HREC) / Business Environmental Concern (BEC) / Potential Release Area (PRA) / Release Area (RA)				**1F**	**1F**	**1F**	**1F**	**1F**	**1F**	**1F**
Consultant				**AECOM**	**AECOM**	**AECOM**	**VHB**	**VHB**	**VHB**	**VHB**
Investigation Phase				**Lim. P II**	**Lim. P II**	**Lim. P II**	**Supp. P II**	**Supp. P II**	**P III**	**P III**
Sample Collection Date				10/24/2008	10/24/2008	10/24/2008	12/21/2011	12/21/2011	7/9/2013	7/9/2013
Sample Depth (Ft)				1-2'	1-2'	6-7'	4	2	2	6
Laboratory Identification Number				08B43314	08B43315	08B43316	11L0797-11	11L0797-10	13G0389-10	13G0389-11
SW-846 8260C (mg/Kg dry)				ND	ND	ND	ND	ND	NT	NT
ACETONE	1000	500	14	ND<0.099	ND<0.11	ND<0.88	ND<0.24	ND<0.086	NT	NT
BENZENE	200	21	0.02	ND<0.002	ND<0.003	ND<0.002	ND<0.0048	ND<0.0017	NT	NT
N-BUTYLBENZENE	1000	500	1.4	ND<0.002	ND<0.003	ND<0.002	ND<0.0048	ND<0.0017	NT	NT
SEC-BUTYLBENZENE	1000	500	1.4	ND<0.002	ND<0.003	ND<0.002	ND<0.0048	ND<0.0017	NT	NT
CHLOROBENZENE	1000	500	2	ND<0.002	ND<0.003	ND<0.002	ND<0.0048	ND<0.0017	NT	NT
1,4-DICHLOROBENZENE	240	26	1.5	ND<0.002	ND<0.003	ND<0.002	ND<0.0048	ND<0.0017	NT	NT
1,1-DICHLOROETHANE	1000	500	1.4	ND<0.002	ND<0.003	ND<0.002	ND<0.0048	ND<0.0017	NT	NT
ETHYLBENZENE	1000	500	10.1	ND<0.002	ND<0.003	ND<0.002	ND<0.0048	ND<0.0017	NT	NT
ISOPROPYLBENZENE	1000	500	0.6	ND<0.002	ND<0.003	ND<0.002	ND<0.0048	ND<0.0017	NT	NT
P-ISOPROPYLTOLUENE	1000	500	0.6	ND<0.002	ND<0.003	ND<0.002	ND<0.0048	ND<0.0017	NT	NT
NAPHTHALENE	2500	1000	5.6	ND<0.010	ND<0.011	ND<0.009	ND<0.0095	ND<0.0035	NT	NT
N-PROPYLBENZENE	1000	500	1.4	ND<0.002	ND<0.003	ND<0.002	ND<0.0048	ND<0.0017	NT	NT
STYRENE	1000	500	2	ND<0.010	ND<0.011	ND<0.009	ND<0.0048	ND<0.0017	NT	NT
TETRACHLOROETHYLENE	110	12	0.1	ND<0.002	ND<0.003	ND<0.002	ND<0.0048	ND<0.0017	NT	NT
TOLUENE	1000	500	20	ND<0.002	ND<0.003	ND<0.002	ND<0.0048	ND<0.0017	NT	NT
1,1,1-TRICHLOROETHANE	1000	500	4	ND<0.002	ND<0.003	ND<0.002	ND<0.0048	ND<0.0017	NT	NT
TRICHLOROETHYLENE	520	56	0.1	ND<0.002	ND<0.003	ND<0.002	ND<0.0048	ND<0.0017	NT	NT
TRICHLOROFLUOROMETHANE	1000	500	26	ND<0.010	ND<0.011	ND<0.009	ND<0.024	ND<0.0086	NT	NT
1,2,4-TRIMETHYLBENZENE	1000	500	7	ND<0.002	ND<0.011	ND<0.002	ND<0.0048	ND<0.0017	NT	NT
1,3,5-TRIMETHYLBENZENE	1000	500	7	ND<0.002	ND<0.003	ND<0.002	ND<0.0048	ND<0.0017	NT	NT
M/P-XYLENE	1000	500	19.5	ND<0.004	ND<0.005	ND<0.004	ND<0.0095	ND<0.0035	NT	NT
O-XYLENE	1000	500	19.5	ND<0.002	ND<0.003	ND<0.002	ND<0.0048	ND<0.0017	NT	NT
SW-846 8270D (mg/Kg dry)				**49.25**	**53.91**	**0.869**	**0.34**	ND	**7.54**	ND
ACENAPHTHENE	2500.00	1000.00	8.40	ND<1.95	ND<1.97	ND<0.191	ND<0.27	ND<0.19	ND<0.22	ND<0.20
ACENAPHTHYLENE	2500.00	1000.00	8.40	ND<1.95	ND<1.97	ND<0.191	ND<0.27	ND<0.19	ND<0.22	ND<0.20
ANTHRACENE	2500.00	1000.00	40.00	ND<1.95	ND<1.97	ND<0.191	ND<0.27	ND<0.19	ND<0.22	ND<0.20
BENZO(A)ANTHRACENE	7.80	1.00	1.00	**3.74**	**4.15**	ND<0.191	ND<0.27	ND<0.19	**0.65**	ND<0.20
BENZO(A)PYRENE	1.00	1.00	1.00	**3.32**	**3.59**	ND<0.191	ND<0.27	ND<0.19	**0.63**	ND<0.20
BENZO(B)FLUORANTHENE	7.80	1.00	1.00	**3.68**	**4**	ND<0.191	ND<0.27	ND<0.19	**0.84**	ND<0.20
BENZO(G,H,I)PERYLENE	2500.00	1000.00	4.20	**2.73**	**2.97**	ND<0.191	ND<0.27	ND<0.19	**0.36**	ND<0.20
BENZO(K)FLUORANTHENE	78.00	8.40	1.00	ND<1.95	ND<1.97	ND<0.191	ND<0.27	ND<0.19	**0.28**	ND<0.20
BIS(2-ETHYLHEXYL)PHTHALATE	410.00	44.00	1.00	ND<3.89	ND<3.93	**0.55**	NT	NT	NT	NT
CARBAZOLE	NE	NE	NE	ND<1.95	ND<1.97	ND<0.20	NT	NT	NT	NT
CHRYSENE	780.00	84.00	1.00	**4.26**	**4.67**	ND<0.191	ND<0.27	ND<0.19	**0.66**	ND<0.20
DIBENZ(A,H)ANTHRACENE	1.00	1.00	1.00	ND<1.95	ND<1.97	ND<0.191	ND<0.27	ND<0.19	ND<0.22	ND<0.20
FLUORANTHENE	2500.00	1000.00	5.60	**11.2**	**11.6**	**0.319**	**0.34**	ND<0.19	**1.4**	ND<0.20
FLUORENE	2500.00	1000.00	5.60	ND<1.95	ND<1.97	ND<0.191	ND<0.27	ND<0.19	ND<0.22	ND<0.20
INDENO(1,2,3-CD)PYRENE	7.80	1.00	1.00	**2.86**	**3.18**	ND<0.191	ND<0.27	ND<0.19	**0.44**	ND<0.20
2-METHYLNAPHTHALENE	2500.00	474.00	0.98	ND<1.95	ND<1.97	ND<0.191	ND<0.27	ND<0.19	ND<0.22	ND<0.20
NAPHTHALENE	2500.00	1000.00	5.60	ND<1.95	ND<1.97	ND<0.191	ND<0.27	ND<0.19	ND<0.22	ND<0.20
PHENANTHRENE	2500.00	1000.00	4.00	**6.26**	**6.75**	ND<0.191	ND<0.27	ND<0.19	**0.98**	ND<0.20
PYRENE	2500.00	1000.00	4.00	**11.2**	**13**	ND<0.191	ND<0.27	ND<0.19	**1.3**	ND<0.20
8270 SPLP mg/L				NT	NT	NT	NT	NT	NT	NT

NOTES:
1. mg/Kg = milligrams per Kilogram (equivalent to parts per million or ppm); mg/L = milligrams per Liter (equivalent to parts per million)
2. NT = Not tested by this analytical method.
3. NE = None Established (Standard).
4. Detections in **BOLD TYPE**, detection limits exceeding criteria are shaded in grey
5. Detections shaded in yellow exceed GA PMC
6. Detections shaded in orange exceed Residential Direct Exposure Criteria (ResDEC)
7. Detections shaded in red exceed Industrial/Commercial Direct Exposure Criteria (I/CDEC)
8. RSR criteria and analytes use the same units (mg/Kg or mg/L).

Table 2 - Soil Analytical Summary, 25 Skinner St., East Hampton, CT

Parameter	RSR DEC		RSR PMC		
	I/C DEC (mg/Kg)	RES DEC (mg/Kg)	GA PMC (mg/L)	EP-1	EP-2
Area of Concern (AOC) / Recognized Environmental Condition (REC) / Historic REC (HREC) / Business Environmental Concern (BEC) / Potential Release Area (PRA) / Release Area (RA)				**2**	**2**
Consultant				**VHB**	**VHB**
Investigation Phase				**P III**	**P III**
Sample Collection Date				7/11/2013	7/11/2013
Sample Depth (Ft)				1.4	1.4
Laboratory Identification Number				13G0458-01	13G0458-02
CTDEP ETPH (mg/Kg dry)					
ETPH	2500	500	500	**42**	**500**
SM 2540G (% Wt)					
% Solids				77	74.3
SW-846 6010C (mg/Kg dry) Metals Digestion					
ANTIMONY	8200	27		21	19
Arsenic	10	10		**12**	**24**
Barium	140000	4700		NT	NT
BERYLLIUM	2	2		ND<0.32	ND<0.32
Cadmium	1000	34		**3**	**3.8**
Chromium, Total	NE	NE		**11**	**16**
Chromium 6+	100	100		NT	NT
COPPER	76000	2500		**25000**	**88000**
LEAD	1000	*400*		**1000**	**1900**
Nickel	7500	1400		**150**	**160**
Silver	10000	340		**7.3**	**19**
Vanadium	14000	470		NT	NT
Zinc	610000	20000		**4500**	**5300**
SW-846 7471B (mg/Kg dry) Metals Digestion					
Mercury	610	20		**0.39**	**0.42**
SPLP Metals (mg/L)					
ANTIMONY			0.006	NT	NT
Arsenic			0.01	NT	NT
Barium			1	NT	NT
Cadmium			0.005	NT	NT
Chromium, total			0.05	NT	NT
COPPER			1.3	NT	NT
LEAD			0.2	NT	NT
Nickel			0.1	NT	NT
Silver			0.036	NT	NT
THALLIUM			0.005	NT	NT
Zinc			5	NT	NT
SW-846 8082A (mg/Kg dry)	10	1		ND	ND
PCB 1016				ND<0.13	ND<0.13
PCB 1221				ND<0.13	ND<0.13
PCB 1232				ND<0.13	ND<0.13
PCB 1242				ND<0.13	ND<0.13
PCB 1248				ND<0.13	ND<0.13
PCB 1254				ND<0.13	ND<0.13
PCB 1260				ND<0.13	ND<0.13
PCB 1262				ND<0.13	ND<0.13
PCB 1268				ND<0.13	ND<0.13

Table 2 - Soil Analytical Summary, 25 Skinner St., East Hampton, CT

Parameter	RSR DEC		RSR PMC		
	I/C DEC (mg/Kg)	RES DEC (mg/Kg)	GA PMC (mg/L)	EP-1	EP-2
Area of Concern (AOC) / Recognized Environmental Condition (REC) / Historic REC (HREC) / Business Environmental Concern (BEC) / Potential Release Area (PRA) / Release Area (RA)				**2**	**2**
Consultant				**VHB**	**VHB**
Investigation Phase				**P III**	**P III**
Sample Collection Date				7/11/2013	7/11/2013
Sample Depth (Ft)				1.4	1.4
Laboratory Identification Number				13G0458-01	13G0458-02
SW-846 8260C (mg/Kg dry)				ND	**0.0047**
ACETONE	1000	500	14	ND<0.12	ND<0.13
BENZENE	200	21	0.02	ND<0.0024	ND<0.0027
N-BUTYLBENZENE	1000	500	1.4	ND<0.0024	ND<0.0027
SEC-BUTYLBENZENE	1000	500	1.4	ND<0.0024	ND<0.0027
CHLOROBENZENE	1000	500	2	ND<0.0024	ND<0.0027
1,4-DICHLOROBENZENE	240	26	1.5	ND<0.0024	ND<0.0027
1,1-DICHLOROETHANE	1000	500	1.4	ND<0.0024	ND<0.0027
ETHYLBENZENE	1000	500	10.1	ND<0.0024	ND<0.0027
ISOPROPYLBENZENE	1000	500	0.6	ND<0.0024	ND<0.0027
P-ISOPROPYLTOLUENE	1000	500	0.6	ND<0.0024	ND<0.0027
NAPHTHALENE	2500	1000	5.6	ND<0.0048	ND<0.0053
N-PROPYLBENZENE	1000	500	1.4	ND<0.0024	ND<0.0027
STYRENE	1000	500	2	ND<0.0024	ND<0.0027
TETRACHLOROETHYLENE	110	12	0.1	ND<0.0024	ND<0.0027
TOLUENE	1000	500	20	ND<0.0024	ND<0.0027
1,1,1-TRICHLOROETHANE	1000	500	4	ND<0.0024	ND<0.0027
TRICHLOROETHYLENE	520	56	0.1	ND<0.0024	**0.0047**
TRICHLOROFLUOROMETHANE	1000	500	26	ND<0.012	ND<0.013
1,2,4-TRIMETHYLBENZENE	1000	500	7	ND<0.0024	ND<0.0027
1,3,5-TRIMETHYLBENZENE	1000	500	7	ND<0.0024	ND<0.0027
M/P-XYLENE	1000	500	19.5	ND<0.0048	ND<0.0053
O-XYLENE	1000	500	19.5	ND<0.0024	ND<0.0027
SW-846 8270D (mg/Kg dry)				NT	NT
ACENAPHTHENE	2500.00	1000.00	8.40	NT	NT
ACENAPHTHYLENE	2500.00	1000.00	8.40	NT	NT
ANTHRACENE	2500.00	1000.00	40.00	NT	NT
BENZO(A)ANTHRACENE	7.80	1.00	1.00	NT	NT
BENZO(A)PYRENE	1.00	1.00	1.00	NT	NT
BENZO(B)FLUORANTHENE	7.80	1.00	1.00	NT	NT
BENZO(G,H,I)PERYLENE	2500.00	1000.00	4.20	NT	NT
BENZO(K)FLUORANTHENE	78.00	8.40	1.00	NT	NT
BIS(2-ETHYLHEXYL)PHTHALATE	410.00	44.00	1.00	NT	NT
CARBAZOLE	NE	NE	NE	NT	NT
CHRYSENE	780.00	84.00	1.00	NT	NT
DIBENZ(A,H)ANTHRACENE	1.00	1.00	1.00	NT	NT
FLUORANTHENE	2500.00	1000.00	5.60	NT	NT
FLUORENE	2500.00	1000.00	5.60	NT	NT
INDENO(1,2,3-CD)PYRENE	7.80	1.00	1.00	NT	NT
2-METHYLNAPHTHALENE	2500.00	474.00	0.98	NT	NT
NAPHTHALENE	2500.00	1000.00	5.60	NT	NT
PHENANTHRENE	2500.00	1000.00	4.00	NT	NT
PYRENE	2500.00	1000.00	4.00	NT	NT
8270 SPLP mg/L				NT	NT

NOTES:
1. mg/Kg = milligrams per Kilogram (equivalent to parts per million or ppm); mg/L = milligrams per Liter (equivalent to parts per million)
2. NT = Not tested by this analytical method.
3. NE = None Established (Standard).
4. Detections in **BOLD TYPE**, detection limits exceeding criteria are shaded in grey
5. Detections shaded in yellow exceed GA PMC
6. Detections shaded in orange exceed Residential Direct Exposure Criteria (ResDEC)
7. Detections shaded in red exceed Industrial/Commercial Direct Exposure Criteria (I/CDEC)
8. RSR criteria and analytes use the same units (mg/Kg or mg/L).

Table 2 - Soil Analytical Summary, 25 Skinner St., East Hampton, CT

Parameter	RSR DEC		RSR PMC						
	I/C DEC (mg/Kg)	RES DEC (mg/Kg)	GA PMC (mg/L)	SS-A	SS-B	SS-B'	SS-C	SS-C'	SS-D
Area of Concern (AOC) / Recognized Environmental Condition (REC) / Historic REC (HREC) / Business Environmental Concern (BEC) / Potential Release Area (PRA) / Release Area (RA)				**3**	**3**	**3**	**3**	**3**	**3**
Consultant				**VHB**	**VHB**	**VHB**	**VHB**	**VHB**	**VHB**
Investigation Phase				**P III**	**P III**	**P III**	**P III**	**P III**	**P III**
Sample Collection Date				7/11/2013	7/11/2013	7/11/2013	7/11/2013	7/11/2013	7/11/2013
Sample Depth (Ft)				0.5	0.5	0.5	0.5	0.5	0.5
Laboratory Identification Number				13G0469-05	13G0469-06	13G0469-06	13G0469-07	13G0469-07	13G0469-08
CTDEP ETPH (mg/Kg dry)									
ETPH	2500	500	500	**630**	**6100**	NT	**820**	NT	**760**
SM 2540G (% Wt)									
% Solids				74.7	50	50	78.2	78.2	66.7
SW-846 6010C (mg/Kg dry) Metals Digestion									
ANTIMONY	8200	27		ND<3.3	ND<98	NT	ND<3.1	NT	ND<3.5
Arsenic	10	10		**49**	ND<4.9	NT	ND<3.1	NT	ND<3.5
Barium	140000	4700		NT	NT	NT	NT	NT	NT
BERYLLIUM	2	2		ND<0.33	ND<0.49	NT	ND<0.31	NT	**0.52**
Cadmium	1000	34		**2.4**	ND<0.49	NT	ND<0.31	NT	ND<0.35
Chromium, Total	NE	NE		**69**	**96**	NT	**14**	NT	**19**
Chromium 6+	100	100		NT	NT	NT	NT	NT	NT
COPPER	76000	2500		**61**	**290**	NT	**340**	NT	**150**
LEAD	1000	*400*		**34**	**410**	NT	**100**	NT	**72**
Nickel	7500	1400		**13**	**120**	NT	**33**	NT	**13**
Silver	10000	340		ND<0.65	**10**	NT	ND<0.63	NT	ND<0.69
Vanadium	14000	470		NT	NT	NT	NT	NT	NT
Zinc	610000	20000		**110**	**280**	NT	**300**	NT	**180**
SW-846 7471B (mg/Kg dry) Metals Digestion									
Mercury	610	20		**0.088**	**0.18**	NT	**0.076**	NT	**0.051**
SPLP Metals (mg/L)									
ANTIMONY			0.006	ND<0.001	ND<0.005	NT	ND<0.005	NT	ND<0.005
Arsenic			0.01	**0.0098**	ND<0.002	NT	ND<0.002	NT	ND<0.002
Barium			1	NT	NT	NT	NT	NT	NT
Cadmium			0.005	ND<0.00050	ND<0.0025	NT	ND<0.0025	NT	ND<0.0025
Chromium, total			0.05	**0.0011**	ND<0.050	NT	ND<0.050	NT	ND<0.005
COPPER			1.3	**0.0058**	**0.046**	NT	**0.31**	NT	**0.33**
LEAD			0.2	ND<0.001	**0.079**	NT	**0.018**	NT	**0.008**
Nickel			0.1	ND<0.005	ND<0.25	NT	**0.029**	NT	ND<0.025
Silver			0.036	**0.00079**	ND<0.0025	NT	ND<0.0025	NT	ND<0.0025
THALLIUM			0.005	ND<0.00020	ND<0.001	NT	ND<0.001	NT	ND<0.001
Zinc			5	**0.013**	**0.18**	NT	**0.42**	NT	ND<0.050
SW-846 8082A (mg/Kg dry)	10	1		ND	**0.7**	NT	ND	NT	ND
PCB 1016				ND<0.13	ND<0.20	NT	ND<0.13	NT	ND<0.14
PCB 1221				ND<0.13	ND<0.20	NT	ND<0.13	NT	ND<0.14
PCB 1232				ND<0.13	ND<0.20	NT	ND<0.13	NT	ND<0.14
PCB 1242				ND<0.13	ND<0.20	NT	ND<0.13	NT	ND<0.14
PCB 1248				ND<0.13	ND<0.20	NT	ND<0.13	NT	ND<0.14
PCB 1254				ND<0.13	**0.21**	NT	ND<0.13	NT	ND<0.14
PCB 1260				ND<0.13	ND<0.20	NT	ND<0.13	NT	ND<0.14
PCB 1262				ND<0.13	ND<0.20	NT	ND<0.13	NT	ND<0.14
PCB 1268				ND<0.13	**0.49**	NT	ND<0.13	NT	ND<0.14

Table 2 - Soil Analytical Summary, 25 Skinner St., East Hampton, CT

Parameter	RSR DEC		RSR PMC						
	I/C DEC (mg/Kg)	RES DEC (mg/Kg)	GA PMC (mg/L)	SS-A	SS-B	SS-B'	SS-C	SS-C'	SS-D
Area of Concern (AOC) / Recognized Environmental Condition (REC) / Historic REC (HREC) / Business Environmental Concern (BEC) / Potential Release Area (PRA) / Release Area (RA)				**3**	**3**	**3**	**3**	**3**	**3**
Consultant				**VHB**	**VHB**	**VHB**	**VHB**	**VHB**	**VHB**
Investigation Phase				**P III**	**P III**	**P III**	**P III**	**P III**	**P III**
Sample Collection Date				7/11/2013	7/11/2013	7/11/2013	7/11/2013	7/11/2013	7/11/2013
Sample Depth (Ft)				0.5	0.5	0.5	0.5	0.5	0.5
Laboratory Identification Number				13G0469-05	13G0469-06	13G0469-06	13G0469-07	13G0469-07	13G0469-08
SW-846 8260C (mg/Kg dry)				ND	**0.24**	ND	ND	ND	ND
ACETONE	1000	500	14	ND<0.12	**0.24**	ND<0.21	ND<0.088	NT	ND<0.12
BENZENE	200	21	0.02	ND<0.0024	ND<0.0036	ND<0.0041	ND<0.0018	NT	ND<0.0024
N-BUTYLBENZENE	1000	500	1.4	ND<0.0024	ND<0.0041	ND<0.0036	ND<0.0018	NT	ND<0.0024
SEC-BUTYLBENZENE	1000	500	1.4	ND<0.0024	ND<0.0036	ND<0.0041	ND<0.0018	NT	ND<0.0024
CHLOROBENZENE	1000	500	2	ND<0.0024	ND<0.0041	ND<0.0036	ND<0.0018	NT	ND<0.0024
1,4-DICHLOROBENZENE	240	26	1.5	ND<0.0024	ND<0.0036	ND<0.0041	ND<0.0018	NT	ND<0.0024
1,1-DICHLOROETHANE	1000	500	1.4	ND<0.0024	ND<0.0036	ND<0.0041	ND<0.0018	NT	ND<0.0024
ETHYLBENZENE	1000	500	10.1	ND<0.0024	ND<0.0041	ND<0.0036	ND<0.0018	NT	ND<0.0024
ISOPROPYLBENZENE	1000	500	0.6	ND<0.0024	ND<0.0041	ND<0.0036	ND<0.0018	NT	ND<0.0024
P-ISOPROPYLTOLUENE	1000	500	0.6	ND<0.0024	ND<0.0036	ND<0.0041	ND<0.0018	NT	ND<0.0024
NAPHTHALENE	2500	1000	5.6	ND<0.0048	ND<0.0082	ND<0.0073	ND<0.0035	NT	ND<0.0048
N-PROPYLBENZENE	1000	500	1.4	ND<0.0024	ND<0.0041	ND<0.0036	ND<0.0018	NT	ND<0.0024
STYRENE	1000	500	2	ND<0.0024	ND<0.0036	ND<0.0041	ND<0.0018	NT	ND<0.0024
TETRACHLOROETHYLENE	110	12	0.1	ND<0.0024	ND<0.0036	ND<0.0041	ND<0.0018	NT	ND<0.0024
TOLUENE	1000	500	20	ND<0.0024	ND<0.0036	ND<0.0041	ND<0.0018	NT	ND<0.0024
1,1,1-TRICHLOROETHANE	1000	500	4	ND<0.0024	ND<0.0041	ND<0.0036	ND<0.0018	NT	ND<0.0024
TRICHLOROETHYLENE	520	56	0.1	ND<0.0024	ND<0.0036	ND<0.0041	ND<0.0018	NT	ND<0.0024
TRICHLOROFLUOROMETHANE	1000	500	26	ND<0.012	ND<0.018	ND<0.021	ND<0.0088	NT	ND<0.012
1,2,4-TRIMETHYLBENZENE	1000	500	7	ND<0.0024	ND<0.0036	ND<0.0041	ND<0.0018	NT	ND<0.0024
1,3,5-TRIMETHYLBENZENE	1000	500	7	ND<0.0024	ND<0.0036	ND<0.0041	ND<0.0018	NT	ND<0.0024
M/P-XYLENE	1000	500	19.5	ND<0.0048	ND<0.0082	ND<0.0073	ND<0.0035	NT	ND<0.0048
O-XYLENE	1000	500	19.5	ND<0.0024	ND<0.0041	ND<0.0036	ND<0.0018	NT	ND<0.0024
SW-846 8270D (mg/Kg dry)				ND	**58.3**	NT	**27.74**	**27.03**	**16.16**
ACENAPHTHENE	2500.00	1000.00	8.40	ND<0.22	ND<1.4	NT	ND<0.22	ND<0.43	ND<0.25
ACENAPHTHYLENE	2500.00	1000.00	8.40	ND<0.22	ND<1.4	NT	ND<0.43	**0.79**	ND<0.25
ANTHRACENE	2500.00	1000.00	40.00	ND<0.22	ND<1.4	NT	**0.44**	ND<0.43	ND<0.25
BENZO(A)ANTHRACENE	7.80	1.00	1.00	ND<0.22	**2.9**	NT	**2.2**	**1.9**	**1.4**
BENZO(A)PYRENE	1.00	1.00	1.00	ND<0.22	**6**	NT	**2.2**	**2.5**	**1.5**
BENZO(B)FLUORANTHENE	7.80	1.00	1.00	ND<0.22	**15**	NT	**3.5**	**3.1**	**2.1**
BENZO(G,H,I)PERYLENE	2500.00	1000.00	4.20	ND<0.22	**5.6**	NT	**1.4**	**1.1**	**0.79**
BENZO(K)FLUORANTHENE	78.00	8.40	1.00	ND<0.22	**5**	NT	**1.3**	**1.2**	**0.87**
BIS(2-ETHYLHEXYL)PHTHALATE	410.00	44.00	1.00	NT	NT	NT	NT	NT	NT
CARBAZOLE	NE	NE	NE	NT	NT	NT	NT	NT	NT
CHRYSENE	780.00	84.00	1.00	ND<0.22	**5.6**	NT	**2.5**	**2.3**	**1.5**
DIBENZ(A,H)ANTHRACENE	1.00	1.00	1.00	ND<0.22	**1.5**	NT	ND<0.43	**0.34**	ND<0.25
FLUORANTHENE	2500.00	1000.00	5.60	ND<0.22	**4.4**	NT	**5.1**	**6.4**	**3.1**
FLUORENE	2500.00	1000.00	5.60	ND<0.22	ND<1.4	NT	ND<0.22	ND<0.43	ND<0.25
INDENO(1,2,3-CD)PYRENE	7.80	1.00	1.00	ND<0.22	**7.1**	NT	**1.5**	**1.2**	**1**
2-METHYLNAPHTHALENE	2500.00	474.00	0.98	ND<0.22	ND<1.4	NT	ND<0.22	ND<0.43	ND<0.25
NAPHTHALENE	2500.00	1000.00	5.60	ND<0.22	ND<1.4	NT	ND<0.22	ND<0.43	ND<0.25
PHENANTHRENE	2500.00	1000.00	4.00	ND<0.22	**1.4**	NT	**2.5**	**2.3**	**1.3**
PYRENE	2500.00	1000.00	4.00	ND<0.22	**3.8**	NT	**5.1**	**3.9**	**2.6**
8270 SPLP mg/L				NT	NT	NT	NT	NT	NT

NOTES:
1. mg/Kg = milligrams per Kilogram (equivalent to parts per million or ppm); mg/L = milligrams per Liter (equivalent to parts per million)
2. NT = Not tested by this analytical method.
3. NE = None Established (Standard).
4. Detections in **BOLD TYPE**, detection limits exceeding criteria are shaded in grey
5. Detections shaded in yellow exceed GA PMC
6. Detections shaded in orange exceed Residential Direct Exposure Criteria (ResDEC)
7. Detections shaded in red exceed Industrial/Commercial Direct Exposure Criteria (I/CDEC)
8. RSR criteria and analytes use the same units (mg/Kg or mg/L).

Table 2 - Soil Analytical Summary, 25 Skinner St., East Hampton, CT

Parameter	RSR DEC		RSR PMC												
	I/C DEC (mg/Kg)	RES DEC (mg/Kg)	GA PMC (mg/L)	B-109 2ft	B-110 2ft	B-110 2 ft Dup	B-111 2ft	B-112	B-113 2ft	B-114	FD-4	FD-3	FD-5	FD-2	FD-1
Area of Concern (AOC) / Recognized Environmental Condition (REC) / Historic REC (HREC) / Business Environmental Concern (BEC) / Potential Release Area (PRA) / Release Area (RA)				**4**	**4**	**4**	**4**	**4**	**4**	**4**	**4**	**4**	**4**	**4**	**4**
Consultant				**VHB**	**VHB**	**VHB**	**VHB**	**VHB**	**VHB**	**VHB**	**VHB**	**VHB**	**VHB**	**VHB**	**VHB**
Investigation Phase				**Supp. P II**	**Supp. P II**	**Supp. P II**	**Supp. P II**	**Supp. P II**	**Supp. P II**	**Supp. P II**	**P III**	**P III**	**P III**	**P III**	**P III**
Sample Collection Date				12/21/2011	12/22/2011	12/22/2011	12/22/2011	12/22/2011	12/22/2011	12/22/2011	7/10/2013	7/10/2013	7/10/2013	7/10/2013	7/11/2013
Sample Depth (Ft)				2	2	2	2	0	2	0.5	0.5	0.5	0.5	0.5	0.5
Laboratory Identification Number				11L0859-12	11L0904-01	11L0904-02	11L0904-04	11L0904-05	11L0904-06	11L0904-07	13G0469-02	13G0458-06	13G0458-07	13G0458-08	13G0458-03
CTDEP ETPH (mg/Kg dry)															
ETPH	2500	500	500	**75**	**270**	**350**	**240**	**59000**	**120**	**710**	**34**	**1600**	**190**	ND<11	ND<11
SM 2540G (% Wt)															
% Solids				78.9	91	90.8	86.6	52.1	83.4	69.2	91.2	88.4	88.8	90.8	95.1
SW-846 6010C (mg/Kg dry) Metals Digestion															
ANTIMONY	8200	27		8.6	9.2	8.5	35	13	5.5	ND<3.4	ND<2.5	ND<2.6	ND<2.6	ND<2.7	ND<2.6
Arsenic	10	10		**4.3**	**8.2**	**5.4**	**9.7**	ND<4.6	**8.8**	**3.8**	ND<2.5	ND<2.6	ND<2.6	ND<2.7	**7.7**
Barium	140000	4700		**75**	**92**	**92**	**92**	**2700**	**56**	**150**	NT	NT	NT	NT	NT
BERYLLIUM	2	2		ND<0.32	ND<0.27	ND<0.26	ND<0.27	**1**	ND<0.28	ND<0.34	ND<0.25	ND<0.26	ND<0.26	ND<0.27	ND<0.26
Cadmium	1000	34		**0.43**	**1**	**1.1**	**2.3**	**9.3**	**1.2**	**0.61**	ND<0.25	**0.77**	**0.4**	ND<0.27	**6.5**
Chromium, Total	NE	NE		**29**	**13**	**14**	**31**	**210**	**12**	**15**	**8**	**18**	**15**	**4.8**	**17**
Chromium 6+	100	100		NT	NT	NT	NT	NT	NT	NT	NT	NT	NT	NT	NT
COPPER	76000	2500		**800**	**920**	**760**	**5300**	**1800**	**2000**	**44**	**13**	**160**	**84**	**19**	**3.7**
LEAD	1000	*400*		**420**	**490**	**290**	**650**	**420**	**360**	**17**	**4**	**53**	**17**	**4.9**	**4.4**
Nickel	7500	1400		**13**	**93**	**99**	**240**	**88**	**340**	**11**	**6.1**	**34**	**13**	**3.8**	**4.4**
Silver	10000	340		**0.78**	**1.3**	**1**	**3.4**	**2.6**	**1.2**	**0.92**	ND<0.51	ND<0.53	ND<0.53	ND<0.53	ND<0.51
Vanadium	14000	470		**22**	**19**	**19**	**26**	**40**	**18**	**24**	NT	NT	NT	NT	NT
Zinc	610000	20000		**590**	**450**	**540**	**780**	**8200**	**790**	**74**	**28**	**180**	?????	**16**	**17**
SW-846 7471B (mg/Kg dry) Metals Digestion															
Mercury	610	20		**0.58**	**12**	**11**	**0.83**	**0.1**	**0.064**	ND (0.036)	ND<0.027	ND<0.028	ND<0.028	ND<0.027	ND<0.026
SPLP Metals (mg/L)										NT					
ANTIMONY			0.006	NT	NT	NT	NT	NT	NT	NT	ND<0.005	ND<0.005	ND<0.005	ND<0.005	ND<0.005
Arsenic			0.01	NT	NT	NT	NT	NT	NT	NT	ND<0.002	ND<0.002	ND<0.002	ND<0.002	ND<0.002
Barium			1	NT	NT	NT	NT	NT	NT	NT	NT	NT	NT	NT	NT
Cadmium			0.005	NT	NT	NT	NT	NT	NT	NT	ND<0.0025	ND<0.0025	ND<0.0025	ND<0.0025	ND<0.0025
Chromium, total			0.05	NT	NT	NT	NT	NT	NT	NT	ND<0.005	ND<0.005	ND<0.005	ND<0.005	ND<0.005
COPPER			1.3	NT	NT	NT	NT	NT	NT	NT	ND<0.025	**0.082**	**0.22**	ND<0.025	ND<0.025
LEAD			0.2	NT	NT	NT	NT	NT	NT	NT	**0.037**	**0.02**	**0.084**	ND<0.005	ND<0.005
Nickel			0.1	NT	NT	NT	NT	NT	NT	NT	ND<0.025	ND<0.025	ND<0.025	ND<0.025	ND<0.025
Silver			0.036	NT	NT	NT	NT	NT	NT	NT	ND<0.0025	ND<0.0025	ND<0.0025	ND<0.0025	ND<0.0025
THALLIUM			0.005	NT	NT	NT	NT	NT	NT	NT	ND<0.001	ND<0.001	ND<0.001	ND<0.001	ND<0.001
Zinc			5	NT	NT	NT	NT	NT	NT	NT	ND<0.050	**0.086**	**0.09**	ND<0.050	**0.054**
SW-846 8082A (mg/Kg dry)	10	1		ND	ND	ND	ND	ND	ND	ND	NT	NT	ND	ND	NT
PCB 1016				ND<0.12	ND<0.11	ND<0.11	ND<0.11	ND<0.19	ND<0.12	ND (0.14)	NT	NT	ND<0.11	ND<0.10	NT
PCB 1221				ND<0.12	ND<0.11	ND<0.11	ND<0.11	ND<0.19	ND<0.12	ND (0.14)	NT	NT	ND<0.11	ND<0.10	NT
PCB 1232				ND<0.12	ND<0.11	ND<0.11	ND<0.11	ND<0.19	ND<0.12	ND (0.14)	NT	NT	ND<0.11	ND<0.10	NT
PCB 1242				ND<0.12	ND<0.11	ND<0.11	ND<0.11	ND<0.19	ND<0.12	ND (0.14)	NT	NT	ND<0.11	ND<0.10	NT
PCB 1248				ND<0.12	ND<0.11	ND<0.11	ND<0.11	ND<0.19	ND<0.12	ND (0.14)	NT	NT	ND<0.11	ND<0.10	NT
PCB 1254				ND<0.12	ND<0.11	ND<0.11	ND<0.11	ND<0.19	ND<0.12	ND (0.14)	NT	NT	ND<0.11	ND<0.10	NT
PCB 1260				ND<0.12	ND<0.11	ND<0.11	ND<0.11	ND<0.19	ND<0.12	ND (0.14)	NT	NT	ND<0.11	ND<0.10	NT
PCB 1262				ND<0.12	ND<0.11	ND<0.11	ND<0.11	ND<0.19	ND<0.12	ND (0.14)	NT	NT	ND<0.11	ND<0.10	NT
PCB 1268				ND<0.12	ND<0.11	ND<0.11	ND<0.11	ND<0.19	ND<0.12	ND (0.14)	NT	NT	ND<0.11	ND<0.10	NT

Table 2 - Soil Analytical Summary, 25 Skinner St., East Hampton, CT

Parameter	RSR DEC		RSR PMC												
	I/C DEC (mg/Kg)	RES DEC (mg/Kg)	GA PMC (mg/L)	B-109 2ft	B-110 2ft	B-110 2 ft Dup	B-111 2ft	B-112	B-113 2ft	B-114	FD-4	FD-3	FD-5	FD-2	FD-1
Area of Concern (AOC) / Recognized Environmental Condition (REC) / Historic REC (HREC) / Business Environmental Concern (BEC) / Potential Release Area (PRA) / Release Area (RA)				4	4	4	4	4	4	4	4	4	4	4	4
Consultant				VHB	VHB	VHB	VHB	VHB	VHB	VHB	VHB	VHB	VHB	VHB	VHB
Investigation Phase				Supp. P II	Supp. P II	Supp. P II	Supp. P II	Supp. P II	Supp. P II	Supp. P II	P III	P III	P III	P III	P III
Sample Collection Date				12/21/2011	12/22/2011	12/22/2011	12/22/2011	12/22/2011	12/22/2011	12/22/2011	7/10/2013	7/10/2013	7/10/2013	7/10/2013	7/11/2013
Sample Depth (Ft)				2	2	2	2	0	2	0.5	0.5	0.5	0.5	0.5	0.5
Laboratory Identification Number				11L0859-12	11L0904-01	11L0904-02	11L0904-04	11L0904-05	11L0904-06	11L0904-07	13G0469-02	13G0458-06	13G0458-07	13G0458-08	13G0458-03
SW-846 8260C (mg/Kg dry)				ND	ND	ND	ND	ND	**0.007**	ND	ND	**0.013**	**0.0066**	NT	**0.202**
ACETONE	1000	500	14	ND<0.086	ND<0.081	ND<0.069	ND<0.069	ND<0.24	ND<0.079	ND<0.076	ND<0.076	ND<0.070	ND<0.10	NT	**0.18**
BENZENE	200	21	0.02	ND<0.0017	ND<0.0016	ND<0.0014	ND<0.0014	ND<0.0048	ND<0.0016	ND<0.0015	ND<0.0015	ND<0.0014	ND<0.0020	NT	ND<0.0016
N-BUTYLBENZENE	1000	500	1.4	ND<0.0017	ND<0.0016	ND<0.0014	ND<0.0014	ND<0.0048	ND<0.0016	ND<0.0015	ND<0.0015	ND<0.0014	ND<0.0020	NT	ND<0.0016
SEC-BUTYLBENZENE	1000	500	1.4	ND<0.0017	ND<0.0016	ND<0.0014	ND<0.0014	ND<0.0048	ND<0.0016	ND<0.0015	ND<0.0015	ND<0.0014	ND<0.0020	NT	ND<0.0016
CHLOROBENZENE	1000	500	2	ND<0.0017	ND<0.0016	ND<0.0014	ND<0.0014	ND<0.0048	ND<0.0016	ND<0.0015	ND<0.0015	ND<0.0014	ND<0.0020	NT	ND<0.0016
1,4-DICHLOROBENZENE	240	26	1.5	ND<0.0017	ND<0.0016	ND<0.0014	ND<0.0014	ND<0.0048	ND<0.0016	ND<0.0015	ND<0.0015	ND<0.0014	ND<0.0020	NT	ND<0.0016
1,1-DICHLOROETHANE	1000	500	1.4	ND<0.0017	ND<0.0016	ND<0.0014	ND<0.0014	ND<0.0048	ND<0.0016	ND<0.0015	ND<0.0015	ND<0.0014	ND<0.0020	NT	ND<0.0016
ETHYLBENZENE	1000	500	10.1	ND<0.0017	ND<0.0016	ND<0.0014	ND<0.0014	ND<0.0048	ND<0.0016	ND<0.0015	ND<0.0015	ND<0.0014	ND<0.0020	NT	ND<0.0016
ISOPROPYLBENZENE	1000	500	0.6	ND<0.0017	ND<0.0016	ND<0.0014	ND<0.0014	ND<0.0048	ND<0.0016	ND<0.0015	ND<0.0015	ND<0.0014	ND<0.0020	NT	ND<0.0016
P-ISOPROPYLTOLUENE	1000	500	0.6	ND<0.0017	ND<0.0016	ND<0.0014	ND<0.0014	ND<0.0048	ND<0.0016	ND<0.0015	ND<0.0015	ND<0.0014	ND<0.0020	NT	ND<0.0016
NAPHTHALENE	2500	1000	5.6	ND<0.0034	ND<0.0032	ND<0.0028	ND<0.0028	ND<0.0095	ND<0.0032	ND<0.0030	ND<0.0030	**0.0031**	ND<0.0040	NT	ND<0.0032
N-PROPYLBENZENE	1000	500	1.4	ND<0.0017	ND<0.0016	ND<0.0014	ND<0.0014	ND<0.0048	ND<0.0016	ND<0.0015	ND<0.0015	ND<0.0014	ND<0.0020	NT	ND<0.0016
STYRENE	1000	500	2	ND<0.0017	ND<0.0016	ND<0.0014	ND<0.0014	ND<0.0048	ND<0.0016	ND<0.0015	ND<0.0015	ND<0.0014	ND<0.0020	NT	ND<0.0016
TETRACHLOROETHYLENE	110	12	0.1	ND<0.0017	ND<0.0016	ND<0.0014	ND<0.0014	ND<0.0048	ND<0.0016	ND<0.0015	ND<0.0015	ND<0.0014	**0.0022**	NT	ND<0.0016
TOLUENE	1000	500	20	ND<0.0017	ND<0.0016	ND<0.0014	ND<0.0014	ND<0.0048	ND<0.0016	ND<0.0015	ND<0.0015	ND<0.0014	ND<0.0020	NT	ND<0.0016
1,1,1-TRICHLOROETHANE	1000	500	4	ND<0.0017	ND<0.0016	ND<0.0014	ND<0.0014	ND<0.0048	**0.004**	ND<0.0015	ND<0.0015	ND<0.0014	**0.0044**	NT	ND<0.0016
TRICHLOROETHYLENE	520	56	0.1	ND<0.0017	ND<0.0016	ND<0.0014	ND<0.0014	ND<0.0048	**0.003**	ND<0.0015	ND<0.0015	ND<0.0014	ND<0.0020	NT	**0.002**
TRICHLOROFLUOROMETHANE	1000	500	26	ND<0.0086	ND<0.0081	ND<0.0069	ND<0.0069	ND<0.024	ND<0.0079	ND<0.0076	ND<0.0076	ND<0.0070	ND<0.010	NT	ND<0.0079
1,2,4-TRIMETHYLBENZENE	1000	500	7	ND<0.0017	ND<0.0016	ND<0.0014	ND<0.0014	ND<0.0048	ND<0.0016	ND<0.0015	ND<0.0015	ND<0.0014	ND<0.0020	NT	ND<0.0016
1,3,5-TRIMETHYLBENZENE	1000	500	7	ND<0.0017	ND<0.0016	ND<0.0014	ND<0.0014	ND<0.0048	ND<0.0016	ND<0.0015	ND<0.0015	ND<0.0014	ND<0.0020	NT	ND<0.0016
M/P-XYLENE	1000	500	19.5	ND<0.0034	ND<0.0032	ND<0.0028	ND<0.0028	ND<0.0095	ND<0.0032	ND<0.0030	ND<0.0030	ND<0.0028	ND<0.0040	NT	ND<0.0032
O-XYLENE	1000	500	19.5	ND<0.0017	ND<0.0016	ND<0.0014	ND<0.0014	ND<0.0048	ND<0.0016	ND<0.0015	ND<0.0015	ND<0.0014	ND<0.0020	NT	ND<0.0016
SW-846 8270D (mg/Kg dry)				ND	**0.95**	ND	**2.9**	ND	ND		ND	**1.32**	ND	ND	ND
ACENAPHTHENE	2500.00	1000.00	8.40	ND<0.22	ND<0.19	ND<0.19	ND<0.19	ND<1.6	ND<0.20	ND<0.25	ND<0.19	ND<0.38	ND<0.19	ND<0.19	ND<0.18
ACENAPHTHYLENE	2500.00	1000.00	8.40	ND<0.22	ND<0.19	ND<0.19	ND<0.19	ND<1.6	ND<0.20	ND<0.25	ND<0.19	ND<0.38	ND<0.19	ND<0.19	ND<0.18
ANTHRACENE	2500.00	1000.00	40.00	ND<0.22	ND<0.19	ND<0.19	ND<0.19	ND<1.6	ND<0.20	ND<0.25	ND<0.19	ND<0.38	ND<0.19	ND<0.19	ND<0.18
BENZO(A)ANTHRACENE	7.80	1.00	1.00	ND<0.22	ND<0.19	ND<0.19	ND<0.19	ND<1.6	ND<0.20	**0.26**	ND<0.19	ND<0.38	ND<0.19	ND<0.19	ND<0.18
BENZO(A)PYRENE	1.00	1.00	1.00	ND<0.22	ND<0.19	ND<0.19	**0.23**	ND<1.6	ND<0.20	**0.28**	ND<0.19	**0.46**	ND<0.19	ND<0.19	ND<0.18
BENZO(B)FLUORANTHENE	7.80	1.00	1.00	ND<0.22	**0.19**	ND<0.19	**0.36**	ND<1.6	ND<0.20	**0.37**	ND<0.19	**0.44**	ND<0.19	ND<0.19	ND<0.18
BENZO(G,H,I)PERYLENE	2500.00	1000.00	4.20	ND<0.22	**0.28**	ND<0.19	**0.49**	ND<1.6	ND<0.20	ND<0.25	ND<0.19	ND<0.38	ND<0.19	ND<0.19	ND<0.18
BENZO(K)FLUORANTHENE	78.00	8.40	1.00	ND<0.22	ND<0.19	ND<0.19	ND<0.19	ND<1.6	ND<0.20	ND<0.25	ND<0.19	ND<0.38	ND<0.19	ND<0.19	ND<0.18
BIS(2-ETHYLHEXYL)PHTHALATE	410.00	44.00	1.00	NT	NT	NT	NT	NT	NT	NT	NT	NT	NT	NT	NT
CARBAZOLE	NE	NE	NE	NT	NT	NT	NT	NT	NT	NT	NT	NT	NT	NT	NT
CHRYSENE	780.00	84.00	1.00	ND<0.22	ND<0.19	ND<0.19	**0.27**	ND<1.6	ND<0.20	**0.32**	ND<0.19	ND<0.38	ND<0.19	ND<0.19	ND<0.18
DIBENZ(A,H)ANTHRACENE	1.00	1.00	1.00	ND<0.22	ND<0.19	ND<0.19	ND<0.19	ND<1.6	ND<0.20	ND<0.25	ND<0.19	ND<0.38	ND<0.19	ND<0.19	ND<0.18
FLUORANTHENE	2500.00	1000.00	5.60	ND<0.22	ND<0.19	ND<0.19	**0.39**	ND<1.6	ND<0.20	**0.54**	ND<0.19	ND<0.38	ND<0.19	ND<0.19	ND<0.18
FLUORENE	2500.00	1000.00	5.60	ND<0.22	ND<0.19	ND<0.19	ND<0.19	ND<1.6	ND<0.20	ND<0.25	ND<0.19	ND<0.38	ND<0.19	ND<0.19	ND<0.18
INDENO(1,2,3-CD)PYRENE	7.80	1.00	1.00	ND<0.22	**0.26**	ND<0.19	**0.41**	ND<1.6	ND<0.20	ND<0.25	ND<0.19	ND<0.38	ND<0.19	ND<0.19	ND<0.18
2-METHYLNAPHTHALENE	2500.00	474.00	0.98	ND<0.22	ND<0.19	ND<0.19	ND<0.19	ND<1.6	ND<0.20	ND<0.25	ND<0.19	ND<0.38	ND<0.19	ND<0.19	ND<0.18
NAPHTHALENE	2500.00	1000.00	5.60	ND<0.22	ND<0.19	ND<0.19	ND<0.19	ND<1.6	ND<0.20	ND<0.25	ND<0.19	ND<0.38	ND<0.19	ND<0.19	ND<0.18
PHENANTHRENE	2500.00	1000.00	4.00	ND<0.22	ND<0.19	ND<0.19	**0.32**	ND<1.6	ND<0.20	**0.3**	ND<0.19	ND<0.38	ND<0.19	ND<0.19	ND<0.18
PYRENE	2500.00	1000.00	4.00	ND<0.22	**0.22**	ND<0.19	**0.43**	ND<1.6	ND<0.20	**0.47**	ND<0.19	**0.42**	ND<0.19	ND<0.19	ND<0.18
8270 SPLP mg/L				NT	NT	NT	NT	NT	NT	NT	NT	NT	NT	NT	NT

NOTES:
1. mg/Kg = milligrams per Kilogram (equivalent to parts per million or ppm); mg/L = milligrams per Liter (equivalent to parts per million)
2. NT = Not tested by this analytical method.
3. NE = None Established (Standard).
4. Detections in **BOLD TYPE**, detection limits exceeding criteria are shaded in grey
5. Detections shaded in yellow exceed GA PMC
6. Detections shaded in orange exceed Residential Direct Exposure Criteria (ResDEC)
7. Detections shaded in red exceed Industrial/Commercial Direct Exposure Criteria (I/CDEC)
8. RSR criteria and analytes use the same units (mg/Kg or mg/L).

Table 2 - Soil Analytical Summary, 25 Skinner St., East Hampton, CT

Parameter	RSR DEC		RSR PMC										
	I/C DEC (mg/Kg)	RES DEC (mg/Kg)	GA PMC (mg/L)	SS 3 0-6IN	SS 3 0-6IN DUP	HA 3 3-4FT	B-117 2ft	B-116/MW-3 2-4ft	B-116/MW-3 2-4ft DUP	B-115 2ft	B-118	B-206, 2'	B-206, 4'
Area of Concern (AOC) / Recognized Environmental Condition (REC) / Historic REC (HREC) / Business Environmental Concern (BEC) / Potential Release Area (PRA) / Release Area (RA)				5	5	5	5	5	5	5	5	5	5
Consultant				AECOM	AECOM	AECOM	VHB	VHB	VHB	VHB	VHB	VHB	VHB
Investigation Phase				Lim. P II	Lim. P II	Lim. P II	Supp. P II	Supp. P II	Supp. P II	Supp. P II	Supp. P II	P III	P III
Sample Collection Date				10/27/2008	10/27/2008	10/27/2008	12/21/2011	12/21/2011	12/21/2011	12/21/2011	12/22/2011	7/10/2013	7/10/2013
Sample Depth (Ft)				0-0.5'	0-0.5'	3-4'	2	2-4'	2-4'	2	0	2	4
Laboratory Identification Number				08B43572	08B43573	08B43574	11L0859-07	11L0859-08	11L0859-09	11L0859-10	11L0904-10	13G0469-03	13G0469-04
CTDEP ETPH (mg/Kg dry)													
ETPH	2500	500	500	**22**	NT	ND<12	**22**	**41**	**56**	**79**	**190**	**95**	**74**
SM 2540G (% Wt)													
% Solids				82.5	85.6	84.1	80.4	74.5	74	71.4	89.4	79	82.8
SW-846 6010C (mg/Kg dry) Metals Digestion													
ANTIMONY	8200	27		ND<4.85	ND<4.86	ND<4.76	ND<3.1	ND<3.3	ND<3.3	ND<3.4	ND<2.7	ND<2.9	ND<3.0
Arsenic	10	10		**9.77**	**7.49**	**10.5**	**12**	**12**	**11**	ND<3.4	ND<2.7	**7.6**	**12**
Barium	140000	4700		**71.6**	**65.6**	**66.7**	**63**	**68**	**64**	**72**	**85**	NT	NT
BERYLLIUM	2	2		**0.78**	**0.62**	**0.85**	ND<0.31	ND<0.33	ND<0.33	ND<0.34	ND<0.27	ND<0.29	ND<0.3
Cadmium	1000	34		**0.41**	**0.32**	**0.32**	**0.74**	**0.5**	**0.49**	**0.47**	**0.39**	**0.33**	ND<0.3
Chromium, Total	NE	NE		**56.1**	**220**	**194**	**11**	**24**	**27**	**18**	**20**	**27**	**34**
Chromium 6+	100	100		NT	**90.5**	**48.6**	NT	NT	NT	NT	NT	ND<0.20	ND<0.19
COPPER	76000	2500		**2350**	**3200**	**1160**	**760**	**540**	**460**	**610**	**260**	**920**	**630**
LEAD	1000	*400*		**309**	**1030**	**914**	**100**	**69**	**62**	**160**	**150**	**130**	**74**
Nickel	7500	1400		**32.3**	**15.2**	**18.8**	**100**	**22**	**23**	**11**	**31**	**20**	**34**
Silver	10000	340		**5.64**	**6.79**	**1.57**	ND<0.62	**1.4**	**1.2**	**0.88**	**0.7**	**2.1**	ND<0.60
Vanadium	14000	470		**39.6**	**33.6**	**42.1**	**45**	**49**	**46**	**29**	**34**	NT	NT
Zinc	610000	20000		**820**	**413**	**451**	**380**	**460**	**430**	**1100**	**360**	**620**	**530**
SW-846 7471B (mg/Kg dry) Metals Digestion													
Mercury	610	20		**0.11**	**0.092**	**0.257**	**0.076**	**0.11**	**0.12**	**0.1**	**0.20**	**0.075**	**0.048**
SPLP Metals (mg/L)													
ANTIMONY			0.006	NT	ND<0.005	NT	NT	NT	NT	NT	NT	ND<0.005	ND<0.005
Arsenic			0.01	NT	ND<0.002	NT	NT	NT	NT	NT	NT	ND<0.002	ND<0.002
Barium			1	NT	ND<0.25	NT	NT	NT	NT	NT	NT	NT	NT
Cadmium			0.005	NT	ND<0.0025	NT	NT	NT	NT	NT	NT	ND<0.0025	ND<0.0025
Chromium, total			0.05	NT	ND<0.050	NT	NT	NT	NT	NT	NT	ND<0.005	ND<0.005
COPPER			1.3	NT	**1.47**	NT	NT	NT	NT	NT	NT	**0.59**	**0.24**
LEAD			0.2	NT	**0.00554**	NT	NT	NT	NT	NT	NT	**0.017**	**0.0053**
Nickel			0.1	NT	ND<0.025	NT	NT	NT	NT	NT	NT	ND<0.025	ND<0.025
Silver			0.036	NT	ND<0.0025	NT	NT	NT	NT	NT	NT	ND<0.0025	ND<0.0025
THALLIUM			0.005	NT	**0.00157**	NT	NT	NT	NT	NT	NT	ND<0.001	ND<0.001
Zinc			5	NT	**1.04**	NT	NT	NT	NT	NT	NT	**1.3**	**0.79**
SW-846 8082A (mg/Kg dry)	10	1		ND	ND	ND	NT	NT	NT	NT	NT	NT	NT
PCB 1016				ND<0.122	ND<0.117	ND<0.119	NT	NT	NT	NT	NT	NT	NT
PCB 1221				ND<0.122	ND<0.117	ND<0.119	NT	NT	NT	NT	NT	NT	NT
PCB 1232				ND<0.122	ND<0.117	ND<0.119	NT	NT	NT	NT	NT	NT	NT
PCB 1242				ND<0.122	ND<0.117	ND<0.119	NT	NT	NT	NT	NT	NT	NT
PCB 1248				ND<0.122	ND<0.117	ND<0.119	NT	NT	NT	NT	NT	NT	NT
PCB 1254				ND<0.122	ND<0.117	ND<0.119	NT	NT	NT	NT	NT	NT	NT
PCB 1260				ND<0.122	ND<0.117	ND<0.119	NT	NT	NT	NT	NT	NT	NT
PCB 1262				ND<0.122	ND<0.117	ND<0.119	NT	NT	NT	NT	NT	NT	NT
PCB 1268				ND<0.122	ND<0.117	ND<0.119	NT	NT	NT	NT	NT	NT	NT

Parameter	RSR DEC		RSR PMC										
	I/C DEC (mg/Kg)	RES DEC (mg/Kg)	GA PMC (mg/L)	SS 3 0-6IN	SS 3 0-6IN DUP	HA 3 3-4FT	B-117 2ft	B-116/MW-3 2-4ft	B-116/MW-3 2-4ft DUP	B-115 2ft	B-118	B-206, 2'	B-206, 4'
Area of Concern (AOC) / Recognized Environmental Condition (REC) / Historic REC (HREC) / Business Environmental Concern (BEC) / Potential Release Area (PRA) / Release Area (RA)				5	5	5	5	5	5	5	5	5	5
Consultant				**AECOM**	**AECOM**	**AECOM**	**VHB**	**VHB**	**VHB**	**VHB**	**VHB**	**VHB**	**VHB**
Investigation Phase				**Lim. P II**	**Lim. P II**	**Lim. P II**	**Supp. P II**	**Supp. P II**	**Supp. P II**	**Supp. P II**	**Supp. P II**	**P III**	**P III**
Sample Collection Date				10/27/2008	10/27/2008	10/27/2008	12/21/2011	12/21/2011	12/21/2011	12/21/2011	12/22/2011	7/10/2013	7/10/2013
Sample Depth (Ft)				0-0.5'	0-0.5'	3-4'	2	2-4'	2-4'	2	0	2	4
Laboratory Identification Number				08B43572	08B43573	08B43574	11L0859-07	11L0859-08	11L0859-09	11L0859-10	11L0904-10	13G0469-03	13G0469-04
SW-846 8260C (mg/Kg dry)				ND	ND	ND	ND	ND	ND	ND	ND	ND	ND
ACETONE	1000	500	14	ND<0.096	NT	ND<0.11	ND<0.12	ND<0.092	ND<0.20	ND<0.098	ND<0.094	ND<0.091	ND<0.087
BENZENE	200	21	0.02	ND<0.002	NT	ND<0.003	ND<0.0023	ND<0.0018	ND<0.0040	ND<0.0020	ND<0.0019	ND<0.0018	ND<0.0017
N-BUTYLBENZENE	1000	500	1.4	ND<0.010	NT	ND<0.011	ND<0.0023	ND<0.0018	ND<0.0040	ND<0.0020	ND<0.0019	ND<0.0018	ND<0.0017
SEC-BUTYLBENZENE	1000	500	1.4	ND<0.002	NT	ND<0.003	ND<0.0023	ND<0.0018	ND<0.0040	ND<0.0020	ND<0.0019	ND<0.0018	ND<0.0017
CHLOROBENZENE	1000	500	2	ND<0.002	NT	ND<0.003	ND<0.0023	ND<0.0018	ND<0.0040	ND<0.0020	ND<0.0019	ND<0.0018	ND<0.0017
1,4-DICHLOROBENZENE	240	26	1.5	ND<0.002	NT	ND<0.003	ND<0.0023	ND<0.0018	ND<0.0040	ND<0.0020	ND<0.0019	ND<0.0018	ND<0.0017
1,1-DICHLOROETHANE	1000	500	1.4	ND<0.002	NT	ND<0.003	ND<0.0023	ND<0.0018	ND<0.0040	ND<0.0020	ND<0.0019	ND<0.0018	ND<0.0017
ETHYLBENZENE	1000	500	10.1	ND<0.002	NT	ND<0.003	ND<0.0023	ND<0.0018	ND<0.0040	ND<0.0020	ND<0.0019	ND<0.0018	ND<0.0017
ISOPROPYLBENZENE	1000	500	0.6	ND<0.002	NT	ND<0.003	ND<0.0023	ND<0.0018	ND<0.0040	ND<0.0020	ND<0.0019	ND<0.0018	ND<0.0017
P-ISOPROPYLTOLUENE	1000	500	0.6	ND<0.002	NT	ND<0.003	ND<0.0023	ND<0.0018	ND<0.0040	ND<0.0020	ND<0.0019	ND<0.0018	ND<0.0017
NAPHTHALENE	2500	1000	5.6	ND<0.010	NT	N<0.011	ND<0.0046	ND<0.0037	ND<0.0080	ND<0.0039	ND<0.0038	ND<0.0037	ND<0.0035
N-PROPYLBENZENE	1000	500	1.4	ND<0.002	NT	ND<0.003	ND<0.0023	ND<0.0018	ND<0.0040	ND<0.0020	ND<0.0019	ND<0.0018	ND<0.0017
STYRENE	1000	500	2	ND<0.002	NT	ND<0.003	ND<0.0023	ND<0.0018	ND<0.0040	ND<0.0020	ND<0.0019	ND<0.0018	ND<0.0017
TETRACHLOROETHYLENE	110	12	0.1	ND<0.002	NT	ND<0.003	ND<0.0023	ND<0.0018	ND<0.0040	ND<0.0020	ND<0.0019	ND<0.0018	ND<0.0017
TOLUENE	1000	500	20	ND<0.002	NT	ND<0.003	ND<0.0023	ND<0.0018	ND<0.0040	ND<0.0020	ND<0.0019	ND<0.0018	ND<0.0017
1,1,1-TRICHLOROETHANE	1000	500	4	ND<0.002	NT	ND<0.003	ND<0.0023	ND<0.0018	ND<0.0040	ND<0.0020	ND<0.0019	ND<0.0018	ND<0.0017
TRICHLOROETHYLENE	520	56	0.1	ND<0.002	NT	ND<0.003	ND<0.0023	ND<0.0018	ND<0.0040	ND<0.0020	ND<0.0019	ND<0.0018	ND<0.0017
TRICHLOROFLUOROMETHANE	1000	500	26	ND<0.010	NT	ND<0.011	ND<0.012	ND<0.0092	ND<0.020	ND<0.0098	ND<0.0094	ND<0.0091	ND<0.0087
1,2,4-TRIMETHYLBENZENE	1000	500	7	ND<0.002	NT	ND<0.003	ND<0.0023	ND<0.0018	ND<0.0040	ND<0.0020	ND<0.0019	ND<0.0018	ND<0.0017
1,3,5-TRIMETHYLBENZENE	1000	500	7	ND<0.002	NT	ND<0.003	ND<0.0023	ND<0.0018	ND<0.0040	ND<0.0020	ND<0.0019	ND<0.0018	ND<0.0017
M/P-XYLENE	1000	500	19.5	ND<0.004	NT	ND<0.005	ND<0.0046	ND<0.0037	ND<0.0080	ND<0.0039	ND<0.0038	ND<0.0037	ND<0.0035
O-XYLENE	1000	500	19.5	ND<0.002	NT	ND<0.003	ND<0.0023	ND<0.0018	ND<0.0040	ND<0.0020	ND<0.0019	ND<0.0018	ND<0.0017
SW-846 8270D (mg/Kg dry)				ND	NT	**63.109**	**0.54**	ND	ND	**1.01**	**1.03**	**0.45**	**0.21**
ACENAPHTHENE	2500.00	1000.00	8.40	ND<0.203	NT	**1.65**	ND<0.21	ND<0.23	ND<0.23	ND<0.24	ND<0.19	ND<0.21	ND<0.20
ACENAPHTHYLENE	2500.00	1000.00	8.40	ND<0.203	NT	ND<0.199	ND<0.21	ND<0.23	ND<0.23	ND<0.24	ND<0.19	ND<0.21	ND<0.20
ANTHRACENE	2500.00	1000.00	40.00	ND<0.203	NT	**2.51**	ND<0.21	ND<0.23	ND<0.23	ND<0.24	ND<0.19	ND<0.21	ND<0.20
BENZO(A)ANTHRACENE	7.80	1.00	1.00	ND<0.203	NT	**3.8**	ND<0.21	ND<0.23	ND<0.23	ND<0.24	ND<0.19	ND<0.21	ND<0.20
BENZO(A)PYRENE	1.00	1.00	1.00	ND<0.203	NT	**3.47**	ND<0.21	ND<0.23	ND<0.23	ND<0.24	ND<0.19	ND<0.21	ND<0.20
BENZO(B)FLUORANTHENE	7.80	1.00	1.00	ND<0.203	NT	**3.42**	**0.22**	ND<0.23	ND<0.23	**0.26**	**0.22**	ND<0.21	**0.21**
BENZO(G,H,I)PERYLENE	2500.00	1000.00	4.20	ND<0.203	NT	**1.81**	ND<0.21	ND<0.23	ND<0.23	ND<0.24	ND<0.19	ND<0.21	ND<0.20
BENZO(K)FLUORANTHENE	78.00	8.40	1.00	ND<0.203	NT	**1.85**	ND<0.21	ND<0.23	ND<0.23	ND<0.24	ND<0.19	ND<0.21	ND<0.20
BIS(2-ETHYLHEXYL)PHTHALATE	410.00	44.00	1.00	ND<0.41	NT	**0.78**	NT	NT	NT	NT	NT	NT	NT
CARBAZOLE	NE	NE	NE	ND<0.21	NT	**1.23**	NT	NT	NT	NT	NT	NT	NT
CHRYSENE	780.00	84.00	1.00	ND<0.41	NT	**3.86**	ND<0.21	ND<0.23	ND<0.23	ND<0.24	**0.21**	ND<0.21	ND<0.20
DIBENZ(A,H)ANTHRACENE	1.00	1.00	1.00	ND<0.41	NT	ND<0.199	ND<0.21	ND<0.23	ND<0.23	ND<0.24	ND<0.19	ND<0.21	ND<0.20
FLUORANTHENE	2500.00	1000.00	5.60	ND<0.203	NT	**10.5**	ND<0.21	ND<0.23	ND<0.23	**0.35**	**0.25**	**0.22**	ND<0.20
FLUORENE	2500.00	1000.00	5.60	ND<0.203	NT	**1.5**	ND<0.21	ND<0.23	ND<0.23	ND<0.24	ND<0.19	ND<0.21	ND<0.20
INDENO(1,2,3-CD)PYRENE	7.80	1.00	1.00	ND<0.203	NT	**2.2**	ND<0.21	ND<0.23	ND<0.23	ND<0.24	ND<0.19	ND<0.21	ND<0.20
2-METHYLNAPHTHALENE	2500.00	474.00	0.98	D<0.203	NT	**0.419**	ND<0.21	ND<0.23	ND<0.23	ND<0.24	ND<0.19	ND<0.21	ND<0.20
NAPHTHALENE	2500.00	1000.00	5.60	ND<0.203	NT	**1.58**	ND<0.21	ND<0.23	ND<0.23	ND<0.24	ND<0.19	ND<0.21	ND<0.20
PHENANTHRENE	2500.00	1000.00	4.00	ND<0.203	NT	**11.9**	ND<0.21	ND<0.23	ND<0.23	ND<0.24	ND<0.19	ND<0.21	ND<0.20
PYRENE	2500.00	1000.00	4.00	ND<0.203	NT	**9.75**	**0.32**	ND<0.23	ND<0.23	**0.4**	**0.35**	**0.23**	ND<0.20
8270 SPLP mg/L				NT	NT	ND	NT	NT	NT	NT	NT	NT	NT

NOTES:
1. mg/Kg = milligrams per Kilogram (equivalent to parts per million or ppm); mg/L = milligrams per Liter (equivalent to parts per million)
2. NT = Not tested by this analytical method.
3. NE = None Established (Standard).
4. Detections in **BOLD TYPE**, detection limits exceeding criteria are shaded in grey
5. Detections shaded in yellow exceed GA PMC
6. Detections shaded in orange exceed Residential Direct Exposure Criteria (ResDEC)
7. Detections shaded in red exceed Industrial/Commercial Direct Exposure Criteria (I/CDEC)
8. RSR criteria and analytes use the same units (mg/Kg or mg/L).

Table 2 - Soil Analytical Summary, 25 Skinner St., East Hampton, CT

Parameter	RSR DEC		RSR PMC						
	I/C DEC (mg/Kg)	RES DEC (mg/Kg)	GA PMC (mg/L)	SS 4 0-6IN	HA 4 1-2Ft	B-119 1.5ft	B-120 2ft	VOID SEDIMENT	Void Sludge
Area of Concern (AOC) / Recognized Environmental Condition (REC) / Historic REC (HREC) / Business Environmental Concern (BEC) / Potential Release Area (PRA) / Release Area (RA)				**6**	**6**	**6**	**6**	**6**	**6**
Consultant				**AECOM**	**AECOM**	**VHB**	**VHB**	**AECOM**	**VHB**
Investigation Phase				**Lim. P II**	**Lim. P II**	**Supp. P II**	**Supp. P II**	**Lim. P II**	**Supp. P II**
Sample Collection Date				10/27/2008	10/27/2008	12/22/2011	12/22/2011	10/27/2008	12/22/2011
Sample Depth (Ft)				0-0.5'	1-2'	1.5	2	NA	0
Laboratory Identification Number				08B43575	08B43576	11L0904-08	11L0904-09	08B43593	11L0904-11
CTDEP ETPH (mg/Kg dry)									
ETPH	2500	500	500	**2300**	**920**	**1800**	**1100**	**21000**	**97000**
SM 2540G (% Wt)									
% Solids				59	77.8	67.9	74.3	47.3	51.9
SW-846 6010C (mg/Kg dry) Metals Digestion									
ANTIMONY	8200	27		ND<6.78	ND<5.15	ND<3.6	**31**	ND<8.46	ND<4.7
Arsenic	10	10		**12.4**	**11.9**	ND<3.6	**5.7**	**10.1**	**6**
Barium	140000	4700		**253**	**312**	**350**	**160**	**500**	**890**
BERYLLIUM	2	2		**0.85**	**0.49**	ND<0.36	ND<0.34	ND<0.53	ND<0.47
Cadmium	1000	34		**4.36**	**273**	**23**	**5.4**	**15.6**	**23**
Chromium, Total	NE	NE		**69.5**	**541**	**63**	**39**	**41**	**52**
Chromium 6+	100	100		NT	ND<1.99	NT	NT	NT	NT
COPPER	76000	2500		**1870**	**1870**	**970**	**9100**	**1910**	**1300**
LEAD	1000	*400*		**657**	**1150**	**710**	**1700**	**367**	**300**
Nickel	7500	1400		**193**	**16700**	**5200**	**1700**	**1090**	**360**
Silver	10000	340		**1.33**	**0.97**	**4.8**	**9.5**	**71.8**	**73**
Vanadium	14000	470		**54.4**	**48**	**44**	**39**	**26.3**	**24**
Zinc	610000	20000		**974**	**1970**	**4700**	**1200**	**2240**	**2900**
SW-846 7471B (mg/Kg dry) Metals Digestion									
Mercury	610	20		**0.488**	**0.144**	**0.3**	**0.28**	**0.126**	**0.096**
SPLP Metals (mg/L)									
ANTIMONY			0.006	NT	ND<0.005	NT	NT	NT	NT
Arsenic			0.01	NT	ND<0.002	NT	NT	NT	NT
Barium			1	NT	ND<0.25	NT	NT	NT	NT
Cadmium			0.005	NT	**0.0336**	NT	NT	NT	NT
Chromium, total			0.05	NT	ND<0.05	NT	NT	NT	NT
COPPER			1.3	NT	**0.169**	NT	NT	NT	NT
LEAD			0.2	NT	**0.0902**	NT	NT	NT	NT
Nickel			0.1	NT	**1.41**	NT	NT	NT	NT
Silver			0.036	NT	ND<0.0025	NT	NT	NT	NT
THALLIUM			0.005	NT	ND<0.001	NT	NT	NT	NT
Zinc			5	NT	**0.833**	NT	NT	NT	NT
SW-846 8082A (mg/Kg dry)	10	1		NT	ND	**0.58**	**0.16**	ND	ND
PCB 1016				NT	ND<0.129	ND<0.15	ND<0.13	ND<2.12	ND<0.19
PCB 1221				NT	ND<0.129	ND<0.15	ND<0.13	ND<2.12	ND<0.19
PCB 1232				NT	ND<0.129	ND<0.15	ND<0.13	ND<2.12	ND<0.19
PCB 1242				NT	ND<0.129	ND<0.15	ND<0.13	ND<2.12	ND<0.19
PCB 1248				NT	ND<0.129	ND<0.15	ND<0.13	ND<2.12	ND<0.19
PCB 1254				NT	ND<0.129	**0.58**	**0.16**	ND<2.12	ND<0.19
PCB 1260				NT	ND<0.129	ND<0.15	ND<0.13	ND<2.12	ND<0.19
PCB 1262				NT	ND<0.129	ND<0.15	ND<0.13	ND<2.12	ND<0.19
PCB 1268				NT	ND<0.129	ND<0.15	ND<0.13	ND<2.12	ND<0.19

Table 2 - Soil Analytical Summary, 25 Skinner St., East Hampton, CT

Parameter	RSR DEC		RSR PMC						
	I/C DEC (mg/Kg)	RES DEC (mg/Kg)	GA PMC (mg/L)	SS 4 0-6IN	HA 4 1-2Ft	B-119 1.5ft	B-120 2ft	VOID SEDIMENT	Void Sludge
Area of Concern (AOC) / Recognized Environmental Condition (REC) / Historic REC (HREC) / Business Environmental Concern (BEC) / Potential Release Area (PRA) / Release Area (RA)				**6**	**6**	**6**	**6**	**6**	**6**
Consultant				**AECOM**	**AECOM**	**VHB**	**VHB**	**AECOM**	**VHB**
Investigation Phase				**Lim. P II**	**Lim. P II**	**Supp. P II**	**Supp. P II**	**Lim. P II**	**Supp. P II**
Sample Collection Date				10/27/2008	10/27/2008	12/22/2011	12/22/2011	10/27/2008	12/22/2011
Sample Depth (Ft)				0-0.5'	1-2'	1.5	2	NA	0
Laboratory Identification Number				08B43575	08B43576	11L0904-08	11L0904-09	08B43593	11L0904-11
SW-846 8260C (mg/Kg dry)				ND	**0.004**	**0.0063**	ND	ND	**44.52**
ACETONE	1000	500	14	NT	ND<0.11	ND<0.084	ND<0.078	NT	ND<3.8
BENZENE	200	21	0.02	NT	ND<0.003	ND<0.0017	ND<0.0016	NT	ND<0.076
N-BUTYLBENZENE	1000	500	1.4	NT	ND<0.011	ND<0.0017	ND<0.0016	NT	**0.19**
SEC-BUTYLBENZENE	1000	500	1.4	NT	ND<0.003	ND<0.0017	ND<0.0016	NT	**0.081**
CHLOROBENZENE	1000	500	2	NT	ND<0.003	ND<0.0017	ND<0.0016	NT	ND<0.076
1,4-DICHLOROBENZENE	240	26	1.5	NT	ND<0.003	ND<0.0017	ND<0.0016	NT	**1.5**
1,1-DICHLOROETHANE	1000	500	1.4	NT	**0.004**	**0.0021**	ND<0.0016	NT	**0.079**
ETHYLBENZENE	1000	500	10.1	NT	ND<0.003	ND<0.0017	ND<0.0016	NT	**4.9**
ISOPROPYLBENZENE	1000	500	0.6	NT	ND<0.003	ND<0.0017	ND<0.0016	NT	**0.11**
P-ISOPROPYLTOLUENE	1000	500	0.6	NT	ND<0.003	ND<0.0017	ND<0.0016	NT	**0.15**
NAPHTHALENE	2500	1000	5.6	NT	N<0.011	ND<0.0034	ND<0.0031	NT	**0.54**
N-PROPYLBENZENE	1000	500	1.4	NT	ND<0.003	ND<0.0017	ND<0.0016	NT	**0.12**
STYRENE	1000	500	2	NT	ND<0.003	ND<0.0017	ND<0.0016	NT	ND<0.076
TETRACHLOROETHYLENE	110	12	0.1	NT	ND<0.003	ND<0.0017	ND<0.0016	NT	ND<0.076
TOLUENE	1000	500	20	NT	ND<0.003	ND<0.0017	ND<0.0016	NT	**0.59**
1,1,1-TRICHLOROETHANE	1000	500	4	NT	ND<0.003	ND<0.0017	ND<0.0016	NT	ND<0.076
TRICHLOROETHYLENE	520	56	0.1	NT	ND<0.003	**0.0042**	0.0017	NT	ND<0.076
TRICHLOROFLUOROMETHANE	1000	500	26	NT	ND<0.011	ND<0.0084	ND<0.0078	NT	ND<0.15
1,2,4-TRIMETHYLBENZENE	1000	500	7	NT	ND<0.003	ND<0.0017	ND<0.0016	NT	**0.54**
1,3,5-TRIMETHYLBENZENE	1000	500	7	NT	ND<0.003	ND<0.0017	ND<0.0016	NT	**0.32**
M/P-XYLENE	1000	500	19.5	NT	ND<0.005	ND<0.0034	ND<0.0031	NT	**26**
O-XYLENE	1000	500	19.5	NT	ND<0.003	ND<0.0017	ND<0.0016	NT	**9.4**
SW-846 8270D (mg/Kg dry)				NT	ND	**29.33**	**5.51**	**17.2**	**11.9**
ACENAPHTHENE	2500.00	1000.00	8.40	NT	ND<0.215	ND<0.50	ND<0.23	ND<1.77	ND<3.9
ACENAPHTHYLENE	2500.00	1000.00	8.40	NT	ND<0.215	**0.63**	ND<0.23	ND<1.77	ND<3.9
ANTHRACENE	2500.00	1000.00	40.00	NT	ND<0.215	ND<0.50	ND<0.23	ND<1.77	ND<3.9
BENZO(A)ANTHRACENE	7.80	1.00	1.00	NT	ND<0.215	**2.1**	**0.44**	ND<1.77	ND<3.9
BENZO(A)PYRENE	1.00	1.00	1.00	NT	ND<0.215	**2.7**	**0.52**	ND<1.77	ND<3.9
BENZO(B)FLUORANTHENE	7.80	1.00	1.00	NT	ND<0.215	**3.8**	**0.73**	**2.01**	ND<3.9
BENZO(G,H,I)PERYLENE	2500.00	1000.00	4.20	NT	ND<0.215	**1.7**	**0.44**	**1.99**	ND<3.9
BENZO(K)FLUORANTHENE	78.00	8.40	1.00	NT	ND<0.215	**1.6**	**0.28**	ND<1.77	ND<3.9
BIS(2-ETHYLHEXYL)PHTHALATE	410.00	44.00	1.00	NT	ND<0.43	NT	NT	ND<3.53	NT
CARBAZOLE	NE	NE	NE	NT	ND<0.22	NT	NT	ND<1.77	NT
CHRYSENE	780.00	84.00	1.00	NT	ND<0.215	**3.2**	**0.61**	**1.86**	ND<3.9
DIBENZ(A,H)ANTHRACENE	1.00	1.00	1.00	NT	ND<0.215	ND<0.50	ND<0.23	ND<1.77	ND<3.9
FLUORANTHENE	2500.00	1000.00	5.60	NT	ND<0.215	**4.4**	**0.66**	**3.27**	**5.5**
FLUORENE	2500.00	1000.00	5.60	NT	ND<0.215	ND<0.50	ND<0.23	ND<1.77	ND<3.9
INDENO(1,2,3-CD)PYRENE	7.80	1.00	1.00	NT	ND<0.215	**1.9**	**0.47**	**2.06**	ND<3.9
2-METHYLNAPHTHALENE	2500.00	474.00	0.98	NT	ND<0.215	ND<0.50	ND<0.23	ND<1.77	ND<3.9
NAPHTHALENE	2500.00	1000.00	5.60	NT	ND<0.215	ND<0.50	ND<0.23	ND<1.77	ND<3.9
PHENANTHRENE	2500.00	1000.00	4.00	NT	ND<0.215	**3.1**	**0.46**	**2.27**	ND<3.9
PYRENE	2500.00	1000.00	4.00	NT	ND<0.215	**4.2**	**0.9**	**3.74**	**6.4**
8270 SPLP mg/L				NT	NT	NT	NT	NT	NT

NOTES:
1. mg/Kg = milligrams per Kilogram (equivalent to parts per million or ppm); mg/L = milligrams per Liter (equivalent to parts per million)
2. NT = Not tested by this analytical method.
3. NE = None Established (Standard).
4. Detections in **BOLD TYPE**, detection limits exceeding criteria are shaded in grey
5. Detections shaded in yellow exceed GA PMC
6. Detections shaded in orange exceed Residential Direct Exposure Criteria (ResDEC)
7. Detections shaded in red exceed Industrial/Commercial Direct Exposure Criteria (I/CDEC)
8. RSR criteria and analytes use the same units (mg/Kg or mg/L).

Table 2 - Soil Analytical Summary, 25 Skinner St., East Hampton, CT

Parameter	RSR DEC		RSR PMC				
	I/C DEC (mg/Kg)	RES DEC (mg/Kg)	GA PMC (mg/L)	SB-2 3-4FT	SB-3 4-4.5FT	SB-2 5-6FT	B-121 2.5ft
Area of Concern (AOC) / Recognized Environmental Condition (REC) / Historic REC (HREC) / Business Environmental Concern (BEC) / Potential Release Area (PRA) / Release Area (RA)				**7**	**7**	**7**	**7**
Consultant				**AECOM**	**AECOM**	**AECOM**	**VHB**
Investigation Phase				**Lim. P II**	**Lim. P II**	**Lim. P II**	**Supp. P II**
Sample Collection Date				10/24/2008	10/24/2008	10/24/2008	12/21/2011
Sample Depth (Ft)				3-4'	4-4.5'	5-6'	2.5
Laboratory Identification Number				08B43308	08B43311	08B43309	11L0797-05
CTDEP ETPH (mg/Kg dry)							
ETPH	2500	500	500	ND<12	ND<14	**20**	**51**
SM 2540G (% Wt)							
% Solids				84.3	75.4	87.1	71.6
SW-846 6010C (mg/Kg dry) Metals Digestion							
ANTIMONY	8200	27		ND<4.75	ND<5.31	ND<4.60	ND<3.4
Arsenic	10	10		**14.5**	**121**	**6.22**	**15**
Barium	140000	4700		**371**	**1140**	**54.7**	**18**
BERYLLIUM	2	2		**0.93**	**2.06**	**0.34**	ND<0.34
Cadmium	1000	34		**0.86**	**1.65**	ND<0.29	ND<0.34
Chromium, Total	NE	NE		**13.3**	**15.5**	**9.82**	**8.5**
Chromium 6+	100	100		NT	NT	NT	NT
COPPER	76000	2500		**8.61**	**42.5**	**17.5**	**16**
LEAD	1000	*400*		**4.95**	**7.38**	**6.51**	**8.1**
Nickel	7500	1400		**34.2**	**28.3**	**14.2**	**4.7**
Silver	10000	340		**1.17**	ND<0.67	ND<0.58	ND<0.68
Vanadium	14000	470		**29.8**	**28.9**	**21**	**32**
Zinc	610000	20000		**76.4**	**63.1**	**34.5**	**42**
SW-846 7471B (mg/Kg dry) Metals Digestion							
Mercury	610	20		**0.017**	**0.038**	ND<0.012	**0.043**
SPLP Metals (mg/L)							
ANTIMONY			0.006	NT	NT	NT	NT
Arsenic			0.01	ND<0.002	ND<0.002	NT	NT
Barium			1	ND<0.25	ND<0.25	NT	NT
Cadmium			0.005	ND<0.0025	ND<0.0025	NT	NT
Chromium, total			0.05	ND<0.050	ND<0.050	NT	NT
COPPER			1.3	NT	ND<0.025	NT	NT
LEAD			0.2	ND<0.005	ND<0.005	NT	NT
Nickel			0.1	ND<0.025	ND<0.025	NT	NT
Silver			0.036	ND<0.0025	NT	NT	NT
THALLIUM			0.005	ND<0.001	ND<0.0010	NT	NT
Zinc			5	NT	NT	NT	NT
SW-846 8082A (mg/Kg dry)	10	1		NT	NT	NT	NT
PCB 1016				NT	NT	NT	NT
PCB 1221				NT	NT	NT	NT
PCB 1232				NT	NT	NT	NT
PCB 1242				NT	NT	NT	NT
PCB 1248				NT	NT	NT	NT
PCB 1254				NT	NT	NT	NT
PCB 1260				NT	NT	NT	NT
PCB 1262				NT	NT	NT	NT
PCB 1268				NT	NT	NT	NT

Table 2 - Soil Analytical Summary, 25 Skinner St., East Hampton, CT

Parameter	RSR DEC		RSR PMC				
	I/C DEC (mg/Kg)	RES DEC (mg/Kg)	GA PMC (mg/L)	SB-2 3-4FT	SB-3 4-4.5FT	SB-2 5-6FT	B-121 2.5ft
Area of Concern (AOC) / Recognized Environmental Condition (REC) / Historic REC (HREC) / Business Environmental Concern (BEC) / Potential Release Area (PRA) / Release Area (RA)				**7**	**7**	**7**	**7**
Consultant				**AECOM**	**AECOM**	**AECOM**	**VHB**
Investigation Phase				**Lim. P II**	**Lim. P II**	**Lim. P II**	**Supp. P II**
Sample Collection Date				10/24/2008	10/24/2008	10/24/2008	12/21/2011
Sample Depth (Ft)				3-4'	4-4.5'	5-6'	2.5
Laboratory Identification Number				08B43308	08B43311	08B43309	11L0797-05
SW-846 8260C (mg/Kg dry)				ND	**0.039**	ND	ND
ACETONE	1000	500	14	ND<0.12	ND<0.13	ND<0.097	ND<0.14
BENZENE	200	21	0.02	ND<0.003	ND<0.003	ND<0.002	ND<0.0029
N-BUTYLBENZENE	1000	500	1.4	ND<0.003	ND<0.003	ND<0.002	ND<0.0029
SEC-BUTYLBENZENE	1000	500	1.4	ND<0.003	ND<0.003	ND<0.002	ND<0.0029
CHLOROBENZENE	1000	500	2	ND<0.003	**0.036**	ND<0.002	ND<0.0029
1,4-DICHLOROBENZENE	240	26	1.5	ND<0.003	ND<0.003	ND<0.002	ND<0.0029
1,1-DICHLOROETHANE	1000	500	1.4	ND<0.003	ND<0.003	ND<0.002	ND<0.0029
ETHYLBENZENE	1000	500	10.1	ND<0.003	ND<0.003	ND<0.002	ND<0.0029
ISOPROPYLBENZENE	1000	500	0.6	ND<0.003	**0.003**	ND<0.002	ND<0.0029
P-ISOPROPYLTOLUENE	1000	500	0.6	ND<0.003	ND<0.003	ND<0.002	ND<0.0029
NAPHTHALENE	2500	1000	5.6	ND<0.012	ND<0.013	ND<0.010	ND<0.0057
N-PROPYLBENZENE	1000	500	1.4	ND<0.003	ND<0.003	ND<0.002	ND<0.0029
STYRENE	1000	500	2	ND<0.012	ND<0.013	ND<0.010	ND<0.0029
TETRACHLOROETHYLENE	110	12	0.1	ND<0.003	ND<0.003	ND<0.002	ND<0.0029
TOLUENE	1000	500	20	ND<0.003	ND<0.003	ND<0.002	ND<0.0029
1,1,1-TRICHLOROETHANE	1000	500	4	ND<0.003	ND<0.003	ND<0.002	ND<0.0029
TRICHLOROETHYLENE	520	56	0.1	ND<0.003	ND<0.003	ND<0.002	ND<0.0029
TRICHLOROFLUOROMETHANE	1000	500	26	ND<0.012	ND<0.013	ND<0.010	ND<0.014
1,2,4-TRIMETHYLBENZENE	1000	500	7	ND<0.003	ND<0.003	ND<0.002	ND<0.0029
1,3,5-TRIMETHYLBENZENE	1000	500	7	ND<0.003	ND<0.003	ND<0.002	ND<0.0029
M/P-XYLENE	1000	500	19.5	ND<0.005	ND<0.005	ND<0.004	ND<0.0057
O-XYLENE	1000	500	19.5	ND<0.003	ND<0.003	ND<0.002	ND<0.0029
SW-846 8270D (mg/Kg dry)				ND	ND	ND	ND
ACENAPHTHENE	2500.00	1000.00	8.40	ND<0.198	ND<0.222	ND<0.192	ND<0.24
ACENAPHTHYLENE	2500.00	1000.00	8.40	ND<0.198	ND<0.222	ND<0.192	ND<0.24
ANTHRACENE	2500.00	1000.00	40.00	ND<0.198	ND<0.222	ND<0.192	ND<0.24
BENZO(A)ANTHRACENE	7.80	1.00	1.00	ND<0.198	ND<0.222	ND<0.192	ND<0.24
BENZO(A)PYRENE	1.00	1.00	1.00	ND<0.198	ND<0.222	ND<0.192	ND<0.24
BENZO(B)FLUORANTHENE	7.80	1.00	1.00	ND<0.198	ND<0.222	ND<0.192	ND<0.24
BENZO(G,H,I)PERYLENE	2500.00	1000.00	4.20	ND<0.198	ND<0.222	ND<0.192	ND<0.24
BENZO(K)FLUORANTHENE	78.00	8.40	1.00	ND<0.198	ND<0.222	ND<0.192	ND<0.24
BIS(2-ETHYLHEXYL)PHTHALATE	410.00	44.00	1.00	NT	NT	NT	NT
CARBAZOLE	NE	NE	NE	NT	NT	NT	NT
CHRYSENE	780.00	84.00	1.00	ND<0.198	ND<0.222	ND<0.192	ND<0.24
DIBENZ(A,H)ANTHRACENE	1.00	1.00	1.00	ND<0.198	ND<0.222	ND<0.192	ND<0.24
FLUORANTHENE	2500.00	1000.00	5.60	ND<0.198	ND<0.222	ND<0.192	ND<0.24
FLUORENE	2500.00	1000.00	5.60	ND<0.198	ND<0.222	ND<0.192	ND<0.24
INDENO(1,2,3-CD)PYRENE	7.80	1.00	1.00	ND<0.198	ND<0.222	ND<0.192	ND<0.24
2-METHYLNAPHTHALENE	2500.00	474.00	0.98	ND<0.198	ND<0.222	ND<0.192	ND<0.24
NAPHTHALENE	2500.00	1000.00	5.60	ND<0.198	ND<0.222	ND<0.192	ND<0.24
PHENANTHRENE	2500.00	1000.00	4.00	ND<0.198	ND<0.222	ND<0.192	ND<0.24
PYRENE	2500.00	1000.00	4.00	ND<0.198	ND<0.222	ND<0.192	ND<0.24
8270 SPLP mg/L				NT	NT	NT	NT

NOTES:
1. mg/Kg = milligrams per Kilogram (equivalent to parts per million or ppm); mg/L = milligrams per Liter (equivalent to parts per million)
2. NT = Not tested by this analytical method.
3. NE = None Established (Standard).
4. Detections in **BOLD TYPE**, detection limits exceeding criteria are shaded in grey
5. Detections shaded in yellow exceed GA PMC
6. Detections shaded in orange exceed Residential Direct Exposure Criteria (ResDEC)
7. Detections shaded in red exceed Industrial/Commercial Direct Exposure Criteria (I/CDEC)
8. RSR criteria and analytes use the same units (mg/Kg or mg/L).

Table 2 - Soil Analytical Summary, 25 Skinner St., East Hampton, CT

Parameter	RSR DEC		RSR PMC			
	I/C DEC (mg/Kg)	RES DEC (mg/Kg)	GA PMC (mg/L)	WS-1	WS-2	WS-3
Area of Concern (AOC) / Recognized Environmental Condition (REC) / Historic REC (HREC) / Business Environmental Concern (BEC) / Potential Release Area (PRA) / Release Area (RA)				**8**	**8**	**8**
Consultant				**VHB**	**VHB**	**VHB**
Investigation Phase				**P III**	**P III**	**P III**
Sample Collection Date				7/10/2013	7/10/2013	7/10/2013
Sample Depth (Ft)				0.5	0.5	0.5
Laboratory Identification Number				13G0458-09	13G0458-10	13G0458-11
CTDEP ETPH (mg/Kg dry)						
ETPH	2500	500	500	ND<11	ND<11	ND<11
SM 2540G (% Wt)						
% Solids				91.4	89.8	90.5
SW-846 6010C (mg/Kg dry) Metals Digestion						
ANTIMONY	8200	27		ND<2.5	ND<2.7	ND<2.7
Arsenic	10	10		ND<2.5	ND<2.7	ND<2.7
Barium	140000	4700		NT	NT	NT
BERYLLIUM	2	2		ND<0.25	ND<0.27	ND<0.27
Cadmium	1000	34		ND<0.25	ND<0.27	ND<0.27
Chromium, Total	NE	NE		**4.1**	**4.3**	**4.7**
Chromium 6+	100	100		NT	NT	NT
COPPER	76000	2500		**7.2**	**9.9**	**18**
LEAD	1000	*400*		**2.7**	**9.7**	**4.4**
Nickel	7500	1400		**3.3**	**3.6**	**4.5**
Silver	10000	340		ND<0.50	ND<0.53	ND<0.54
Vanadium	14000	470		NT	NT	NT
Zinc	610000	20000		**17**	**14**	**16**
SW-846 7471B (mg/Kg dry) Metals Digestion						
Mercury	610	20		ND<0.027	ND<0.027	ND<0.28
SPLP Metals (mg/L)						
ANTIMONY			0.006	ND<0.005	ND<0.005	ND<0.005
Arsenic			0.01	ND<0.002	ND<0.002	ND<0.002
Barium			1	NT	NT	NT
Cadmium			0.005	ND<0.0025	ND<0.0025	ND<0.0025
Chromium, total			0.05	ND<0.005	ND<0.005	ND<0.005
COPPER			1.3	ND<0.025	ND<0.025	ND<0.025
LEAD			0.2	ND<0.005	ND<0.005	ND<0.005
Nickel			0.1	ND<0.025	ND<0.025	ND<0.025
Silver			0.036	ND<0.0025	ND<0.0025	ND<0.0025
THALLIUM			0.005	ND<0.001	ND<0.001	ND<0.001
Zinc			5	ND<0.050	ND<0.050	ND<0.050
SW-846 8082A (mg/Kg dry)	10	1		ND	ND	ND
PCB 1016				ND<0.11	ND<0.11	ND<0.10
PCB 1221				ND<0.11	ND<0.11	ND<0.10
PCB 1232				ND<0.11	ND<0.11	ND<0.10
PCB 1242				ND<0.11	ND<0.11	ND<0.10
PCB 1248				ND<0.11	ND<0.11	ND<0.10
PCB 1254				ND<0.11	ND<0.11	ND<0.10
PCB 1260				ND<0.11	ND<0.11	ND<0.10
PCB 1262				ND<0.11	ND<0.11	ND<0.10
PCB 1268				ND<0.11	ND<0.11	ND<0.10

Table 2 - Soil Analytical Summary, 25 Skinner St., East Hampton, CT

Parameter	RSR DEC		RSR PMC			
	I/C DEC (mg/Kg)	RES DEC (mg/Kg)	GA PMC (mg/L)	WS-1	WS-2	WS-3
Area of Concern (AOC) / Recognized Environmental Condition (REC) / Historic REC (HREC) / Business Environmental Concern (BEC) / Potential Release Area (PRA) / Release Area (RA)				**8**	**8**	**8**
Consultant				**VHB**	**VHB**	**VHB**
Investigation Phase				**P III**	**P III**	**P III**
Sample Collection Date				7/10/2013	7/10/2013	7/10/2013
Sample Depth (Ft)				0.5	0.5	0.5
Laboratory Identification Number				13G0458-09	13G0458-10	13G0458-11
SW-846 8260C (mg/Kg dry)				**0.0065**	ND	ND
ACETONE	1000	500	14	ND<0.076	ND<0.076	ND<0.076
BENZENE	200	21	0.02	ND<0.0015	ND<0.0015	ND<0.0015
N-BUTYLBENZENE	1000	500	1.4	ND<0.0015	ND<0.0015	ND<0.0015
SEC-BUTYLBENZENE	1000	500	1.4	ND<0.0015	ND<0.0015	ND<0.0015
CHLOROBENZENE	1000	500	2	ND<0.0015	ND<0.0015	ND<0.0015
1,4-DICHLOROBENZENE	240	26	1.5	ND<0.0015	ND<0.0015	ND<0.0015
1,1-DICHLOROETHANE	1000	500	1.4	ND<0.0015	ND<0.0015	ND<0.0015
ETHYLBENZENE	1000	500	10.1	ND<0.0015	ND<0.0015	ND<0.0015
ISOPROPYLBENZENE	1000	500	0.6	ND<0.0015	ND<0.0015	ND<0.0015
P-ISOPROPYLTOLUENE	1000	500	0.6	ND<0.0015	ND<0.0015	ND<0.0015
NAPHTHALENE	2500	1000	5.6	ND<0.0030	ND<0.0030	ND<0.0030
N-PROPYLBENZENE	1000	500	1.4	ND<0.0015	ND<0.0015	ND<0.0015
STYRENE	1000	500	2	ND<0.0015	ND<0.0015	ND<0.0015
TETRACHLOROETHYLENE	110	12	0.1	ND<0.0015	ND<0.0015	ND<0.0015
TOLUENE	1000	500	20	ND<0.0015	ND<0.0015	ND<0.0015
1,1,1-TRICHLOROETHANE	1000	500	4	ND<0.0015	ND<0.0015	ND<0.0015
TRICHLOROETHYLENE	520	56	0.1	**0.0065**	ND<0.0015	ND<0.0015
TRICHLOROFLUOROMETHANE	1000	500	26	ND<0.0076	ND<0.0076	ND<0.0076
1,2,4-TRIMETHYLBENZENE	1000	500	7	ND<0.0015	ND<0.0015	ND<0.0015
1,3,5-TRIMETHYLBENZENE	1000	500	7	ND<0.0015	ND<0.0015	ND<0.0015
M/P-XYLENE	1000	500	19.5	ND<0.0030	ND<0.0030	ND<0.0030
O-XYLENE	1000	500	19.5	ND<0.0015	ND<0.0015	ND<0.0015
SW-846 8270D (mg/Kg dry)				ND	ND	ND
ACENAPHTHENE	2500.00	1000.00	8.40	ND<0.18	ND<0.19	ND<0.19
ACENAPHTHYLENE	2500.00	1000.00	8.40	ND<0.18	ND<0.19	ND<0.19
ANTHRACENE	2500.00	1000.00	40.00	ND<0.18	ND<0.19	ND<0.19
BENZO(A)ANTHRACENE	7.80	1.00	1.00	ND<0.18	ND<0.19	ND<0.19
BENZO(A)PYRENE	1.00	1.00	1.00	ND<0.18	ND<0.19	ND<0.19
BENZO(B)FLUORANTHENE	7.80	1.00	1.00	ND<0.18	ND<0.19	ND<0.19
BENZO(G,H,I)PERYLENE	2500.00	1000.00	4.20	ND<0.18	ND<0.19	ND<0.19
BENZO(K)FLUORANTHENE	78.00	8.40	1.00	ND<0.18	ND<0.19	ND<0.19
BIS(2-ETHYLHEXYL)PHTHALATE	410.00	44.00	1.00	NT	NT	NT
CARBAZOLE	NE	NE	NE	NT	NT	NT
CHRYSENE	780.00	84.00	1.00	ND<0.18	ND<0.19	ND<0.19
DIBENZ(A,H)ANTHRACENE	1.00	1.00	1.00	ND<0.18	ND<0.19	ND<0.19
FLUORANTHENE	2500.00	1000.00	5.60	ND<0.18	ND<0.19	ND<0.19
FLUORENE	2500.00	1000.00	5.60	ND<0.18	ND<0.19	ND<0.19
INDENO(1,2,3-CD)PYRENE	7.80	1.00	1.00	ND<0.18	ND<0.19	ND<0.19
2-METHYLNAPHTHALENE	2500.00	474.00	0.98	ND<0.18	ND<0.19	ND<0.19
NAPHTHALENE	2500.00	1000.00	5.60	ND<0.18	ND<0.19	ND<0.19
PHENANTHRENE	2500.00	1000.00	4.00	ND<0.18	ND<0.19	ND<0.19
PYRENE	2500.00	1000.00	4.00	ND<0.18	ND<0.19	ND<0.19
8270 SPLP mg/L				NT	NT	NT

NOTES:
1. mg/Kg = milligrams per Kilogram (equivalent to parts per million or ppm); mg/L = milligrams per Liter (equivalent to parts per million)
2. NT = Not tested by this analytical method.
3. NE = None Established (Standard).
4. Detections in **BOLD TYPE**, detection limits exceeding criteria are shaded in grey
5. Detections shaded in yellow exceed GA PMC
6. Detections shaded in orange exceed Residential Direct Exposure Criteria (ResDEC)
7. Detections shaded in red exceed Industrial/Commercial Direct Exposure Criteria (I/CDEC)
8. RSR criteria and analytes use the same units (mg/Kg or mg/L).

Table 2 - Soil Analytical Summary, 25 Skinner St., East Hampton, CT

Parameter	RSR DEC		RSR PMC				
	I/C DEC (mg/Kg)	RES DEC (mg/Kg)	GA PMC (mg/L)	B-114	AST-3	AST-1	AST-2
Area of Concern (AOC) / Recognized Environmental Condition (REC) / Historic REC (HREC) / Business Environmental Concern (BEC) / Potential Release Area (PRA) / Release Area (RA)				**10**	**10**	**10**	**10**
Consultant				**VHB**	**VHB**	**VHB**	**VHB**
Investigation Phase				**Supp. P II**	**P III**	**P III**	**P III**
Sample Collection Date				12/22/2011	7/10/2013	7/10/2013	7/10/2013
Sample Depth (Ft)				0.17	0.5	0.5	0.5
Laboratory Identification Number				11L0904-07	13G0469-01	13G0458-04	13G0458-05
CTDEP ETPH (mg/Kg dry)							
ETPH	2500	500	500	**710**	**39**	**5100**	**410**
SM 2540G (% Wt)							
% Solids				69.2	82.3	97.3	89.5
SW-846 6010C (mg/Kg dry) Metals Digestion							
ANTIMONY	8200	27		ND<3.4	ND<2.8	ND<2.6	ND<5.3
Arsenic	10	10		**3.8**	ND<2.8	**4.3**	**3.6**
Barium	140000	4700		**150**	NT	NT	NT
BERYLLIUM	2	2		ND<0.34	ND<0.28	ND<0.26	ND<0.27
Cadmium	1000	34		**0.61**	ND<0.28	ND<0.26	**0.85**
Chromium, Total	NE	NE		**15**	**14**	**5.1**	**11**
Chromium 6+	100	100		NT	NT	NT	NT
COPPER	76000	2500		**44**	**130**	**930**	**260**
LEAD	1000	*400*		**17**	**70**	**13**	**64**
Nickel	7500	1400		**11**	**21**	**4.5**	**57**
Silver	10000	340		**0.92**	ND<0.56	ND<0.51	ND<0.53
Vanadium	14000	470		**24**	NT	NT	NT
Zinc	610000	20000		**74**	**140**	**27**	**200**
SW-846 7471B (mg/Kg dry) Metals Digestion							
Mercury	610	20		ND<0.036	**0.037**	ND<0.026	ND<0.028
SPLP Metals (mg/L)							
ANTIMONY			0.006	NT	ND<0.005	ND<0.005	ND<0.005
Arsenic			0.01	NT	ND<0.002	**0.0029**	ND<0.002
Barium			1	NT	NT	NT	NT
Cadmium			0.005	NT	ND<0.0025	ND<0.0025	ND<0.0025
Chromium, total			0.05	NT	ND<0.005	ND<0.005	ND<0.005
COPPER			1.3	NT	ND<0.025	**0.3**	**0.031**
LEAD			0.2	NT	**0.012**	ND<0.005	ND<0.005
Nickel			0.1	NT	ND<0.025	ND<0.025	ND<0.025
Silver			0.036	NT	ND<0.0025	ND<0.0025	ND<0.0025
THALLIUM			0.005	NT	ND<0.001	ND<0.001	ND<0.001
Zinc			5	NT	**0.018**	**0.071**	ND<0.050
SW-846 8082A (mg/Kg dry)	10	1		ND	NT	NT	NT
PCB 1016				ND<0.14	NT	NT	NT
PCB 1221				ND<0.14	NT	NT	NT
PCB 1232				ND<0.14	NT	NT	NT
PCB 1242				ND<0.14	NT	NT	NT
PCB 1248				ND<0.14	NT	NT	NT
PCB 1254				ND<0.14	NT	NT	NT
PCB 1260				ND<0.14	NT	NT	NT
PCB 1262				ND<0.14	NT	NT	NT
PCB 1268				ND<0.14	NT	NT	NT

Table 2 - Soil Analytical Summary, 25 Skinner St., East Hampton, CT

Parameter	RSR DEC		RSR PMC				
	I/C DEC (mg/Kg)	RES DEC (mg/Kg)	GA PMC (mg/L)	B-114	AST-3	AST-1	AST-2
Area of Concern (AOC) / Recognized Environmental Condition (REC) / Historic REC (HREC) / Business Environmental Concern (BEC) / Potential Release Area (PRA) / Release Area (RA)				**10**	**10**	**10**	**10**
Consultant				**VHB**	**VHB**	**VHB**	**VHB**
Investigation Phase				**Supp. P II**	**P III**	**P III**	**P III**
Sample Collection Date				12/22/2011	7/10/2013	7/10/2013	7/10/2013
Sample Depth (Ft)				0.17	0.5	0.5	0.5
Laboratory Identification Number				11L0904-07	13G0469-01	13G0458-04	13G0458-05
SW-846 8260C (mg/Kg dry)				ND	NT	NT	NT
ACETONE	1000	500	14	ND<0.077	NT	NT	NT
BENZENE	200	21	0.02	ND<0.0015	NT	NT	NT
N-BUTYLBENZENE	1000	500	1.4	ND<0.0015	NT	NT	NT
SEC-BUTYLBENZENE	1000	500	1.4	ND<0.0015	NT	NT	NT
CHLOROBENZENE	1000	500	2	ND<0.0015	NT	NT	NT
1,4-DICHLOROBENZENE	240	26	1.5	ND<0.0015	NT	NT	NT
1,1-DICHLOROETHANE	1000	500	1.4	ND<0.0015	NT	NT	NT
ETHYLBENZENE	1000	500	10.1	ND<0.0015	NT	NT	NT
ISOPROPYLBENZENE	1000	500	0.6	ND<0.0015	NT	NT	NT
P-ISOPROPYLTOLUENE	1000	500	0.6	ND<0.0015	NT	NT	NT
NAPHTHALENE	2500	1000	5.6	ND<0.0031	NT	NT	NT
N-PROPYLBENZENE	1000	500	1.4	ND<0.0015	NT	NT	NT
STYRENE	1000	500	2	ND<0.0015	NT	NT	NT
TETRACHLOROETHYLENE	110	12	0.1	ND<0.0015	NT	NT	NT
TOLUENE	1000	500	20	ND<0.0015	NT	NT	NT
1,1,1-TRICHLOROETHANE	1000	500	4	ND<0.0015	NT	NT	NT
TRICHLOROETHYLENE	520	56	0.1	ND<0.0015	NT	NT	NT
TRICHLOROFLUOROMETHANE	1000	500	26	ND<0.0077	NT	NT	NT
1,2,4-TRIMETHYLBENZENE	1000	500	7	ND<0.0015	NT	NT	NT
1,3,5-TRIMETHYLBENZENE	1000	500	7	ND<0.0015	NT	NT	NT
M/P-XYLENE	1000	500	19.5	ND<0.0031	NT	NT	NT
O-XYLENE	1000	500	19.5	ND<0.0015	NT	NT	NT
SW-846 8270D (mg/Kg dry)				**2.54**	**0.25**	ND	ND
ACENAPHTHENE	2500.00	1000.00	8.40	ND<0.25	ND<0.21	ND<0.17	ND<0.76
ACENAPHTHYLENE	2500.00	1000.00	8.40	ND<0.25	ND<0.21	ND<0.17	ND<0.76
ANTHRACENE	2500.00	1000.00	40.00	ND<0.25	ND<0.21	ND<0.17	ND<0.76
BENZO(A)ANTHRACENE	7.80	1.00	1.00	**0.26**	ND<0.21	ND<0.17	ND<0.76
BENZO(A)PYRENE	1.00	1.00	1.00	**0.28**	ND<0.21	ND<0.17	ND<0.76
BENZO(B)FLUORANTHENE	7.80	1.00	1.00	**0.37**	ND<0.21	ND<0.17	ND<0.76
BENZO(G,H,I)PERYLENE	2500.00	1000.00	4.20	ND<0.25	ND<0.21	ND<0.17	ND<0.76
BENZO(K)FLUORANTHENE	78.00	8.40	1.00	ND<0.25	ND<0.21	ND<0.17	ND<0.76
BIS(2-ETHYLHEXYL)PHTHALATE	410.00	44.00	1.00	NT	NT	NT	NT
CARBAZOLE	NE	NE	NE	NT	NT	NT	NT
CHRYSENE	780.00	84.00	1.00	**0.32**	ND<0.21	ND<0.17	ND<0.76
DIBENZ(A,H)ANTHRACENE	1.00	1.00	1.00	ND<0.25	ND<0.21	ND<0.17	ND<0.76
FLUORANTHENE	2500.00	1000.00	5.60	**0.54**	**0.25**	ND<0.17	ND<0.76
FLUORENE	2500.00	1000.00	5.60	ND<0.25	ND<0.21	ND<0.17	ND<0.76
INDENO(1,2,3-CD)PYRENE	7.80	1.00	1.00	ND<0.25	ND<0.21	ND<0.17	ND<0.76
2-METHYLNAPHTHALENE	2500.00	474.00	0.98	ND<0.25	ND<0.21	ND<0.17	ND<0.76
NAPHTHALENE	2500.00	1000.00	5.60	ND<0.25	ND<0.21	ND<0.17	ND<0.76
PHENANTHRENE	2500.00	1000.00	4.00	**0.3**	ND<0.21	ND<0.17	ND<0.76
PYRENE	2500.00	1000.00	4.00	**0.47**	ND<0.21	ND<0.17	ND<0.76
8270 SPLP mg/L				NT	NT	NT	NT

NOTES:
1. mg/Kg = milligrams per Kilogram (equivalent to parts per million or ppm); mg/L = milligrams per Liter (equivalent to parts per million)
2. NT = Not tested by this analytical method.
3. NE = None Established (Standard).
4. Detections in **BOLD TYPE**, detection limits exceeding criteria are shaded in grey
5. Detections shaded in yellow exceed GA PMC
6. Detections shaded in orange exceed Residential Direct Exposure Criteria (ResDEC)
7. Detections shaded in red exceed Industrial/Commercial Direct Exposure Criteria (I/CDEC)
8. RSR criteria and analytes use the same units (mg/Kg or mg/L).

Table 2 - Soil Analytical Summary, 25 Skinner St., East Hampton, CT

Parameter	RSR DEC		RSR PMC					
	I/C DEC (mg/Kg)	RES DEC (mg/Kg)	GA PMC (mg/L)	SS 1 0-6IN	SS 2 0-6IN	HA 2 2.5-3.5FT	HA 1 3-4FT	Drum Contents
Area of Concern (AOC) / Recognized Environmental Condition (REC) / Historic REC (HREC) / Business Environmental Concern (BEC) / Potential Release Area (PRA) / Release Area (RA)				**11**	**11**	**11**	**11**	**11**
Consultant				**AECOM**	**AECOM**	**AECOM**	**AECOM**	**VHB**
Investigation Phase				**Lim. P II**	**Lim. P II**	**Lim. P II**	**Lim. P II**	**Supp. P II**
Sample Collection Date				10/27/2008	10/27/2008	10/27/2008	10/27/2008	12/22/2011
Sample Depth (Ft)				0-0.5'	0-0.5'	2.5-3.5'	3-4'	NA
Laboratory Identification Number				08B43568	08B43570	08B43571	08B43569	11L0904-12
CTDEP ETPH (mg/Kg dry)								
ETPH	2500	500	500	NT	**50**	ND<12	ND<11	**5100**
SM 2540G (% Wt)								
% Solids				91	90.7	90.8	91.1	NT
SW-846 6010C (mg/Kg dry) Metals Digestion								
ANTIMONY	8200	27		ND<4.40	ND<4.42	ND<4.41	ND<4.40	4.4
Arsenic	10	10		ND<2.75	**2.95**	**3.13**	**6.91**	ND<2.5
Barium	140000	4700		**13.7**	**23.7**	**26.5**	**48.9**	**17**
BERYLLIUM	2	2		ND<0.28	**0.3**	**0.32**	**0.75**	ND<0.25
Cadmium	1000	34		ND<0.28	ND<0.28	ND<0.28	**0.45**	ND<0.25
Chromium, Total	NE	NE		**3.62**	**3.94**	**4.36**	**14.3**	**6.7**
Chromium 6+	100	100		NT	NT	NT	NT	NT
COPPER	76000	2500		**28.9**	**13.4**	**12.9**	**187**	**25**
LEAD	1000	*400*		**8.33**	**3.95**	**5.97**	**32.7**	**7.9**
Nickel	7500	1400		**2.39**	**3.39**	**3.69**	**14.2**	**9.2**
Silver	10000	340		ND<0.55	ND<0.56	ND<0.56	**0.6**	ND<0.50
Vanadium	14000	470		**7.23**	**9.48**	**10.3**	**26.3**	**4.7**
Zinc	610000	20000		**12.4**	**18.7**	**16.6**	**178**	**23**
SW-846 7471B (mg/Kg dry) Metals Digestion								
Mercury	610	20		**0.029**	**0.017**	**0.024**	**0.062**	ND<0.025
SPLP Metals (mg/L)								
ANTIMONY			0.006	NT	NT	NT	NT	NT
Arsenic			0.01	NT	NT	NT	NT	NT
Barium			1	NT	NT	NT	NT	NT
Cadmium			0.005	NT	NT	NT	NT	NT
Chromium, total			0.05	NT	NT	NT	NT	NT
COPPER			1.3	NT	NT	NT	NT	NT
LEAD			0.2	NT	NT	NT	NT	NT
Nickel			0.1	NT	NT	NT	NT	NT
Silver			0.036	NT	NT	NT	NT	NT
THALLIUM			0.005	NT	NT	NT	NT	NT
Zinc			5	NT	NT	NT	NT	NT
SW-846 8082A (mg/Kg dry)	10	1		NT	NT	NT	NT	ND
PCB 1016				NT	NT	NT	NT	ND<0.095
PCB 1221				NT	NT	NT	NT	ND<0.095
PCB 1232				NT	NT	NT	NT	ND<0.095
PCB 1242				NT	NT	NT	NT	ND<0.095
PCB 1248				NT	NT	NT	NT	ND<0.095
PCB 1254				NT	NT	NT	NT	ND<0.095
PCB 1260				NT	NT	NT	NT	ND<0.095
PCB 1262				NT	NT	NT	NT	ND<0.095
PCB 1268				NT	NT	NT	NT	ND<0.095

Table 2 - Soil Analytical Summary, 25 Skinner St., East Hampton, CT

Parameter	RSR DEC		RSR PMC					
	I/C DEC (mg/Kg)	RES DEC (mg/Kg)	GA PMC (mg/L)	SS 1 0-6IN	SS 2 0-6IN	HA 2 2.5-3.5FT	HA 1 3-4FT	Drum Contents
Area of Concern (AOC) / Recognized Environmental Condition (REC) / Historic REC (HREC) / Business Environmental Concern (BEC) / Potential Release Area (PRA) / Release Area (RA)				**11**	**11**	**11**	**11**	**11**
Consultant				**AECOM**	**AECOM**	**AECOM**	**AECOM**	**VHB**
Investigation Phase				**Lim. P II**	**Lim. P II**	**Lim. P II**	**Lim. P II**	**Supp. P II**
Sample Collection Date				10/27/2008	10/27/2008	10/27/2008	10/27/2008	12/22/2011
Sample Depth (Ft)				0-0.5'	0-0.5'	2.5-3.5'	3-4'	NA
Laboratory Identification Number				08B43568	08B43570	08B43571	08B43569	11L0904-12
SW-846 8260C (mg/Kg dry)				ND	ND	ND	ND	**0.165**
ACETONE	1000	500	14	ND<0.095	ND<0.095	ND<0.091	ND<0.099	ND<0.36
BENZENE	200	21	0.02	ND<0.002	ND<0.002	ND<0.002	ND<0.002	**0.063**
N-BUTYLBENZENE	1000	500	1.4	ND<0.010	ND<0.010	ND<0.010	ND<0.010	ND<0.0072
SEC-BUTYLBENZENE	1000	500	1.4	ND<0.002	ND<0.002	ND<0.002	ND<0.002	ND<0.0072
CHLOROBENZENE	1000	500	2	ND<0.002	ND<0.002	ND<0.002	ND<0.002	ND<0.0072
1,4-DICHLOROBENZENE	240	26	1.5	ND<0.002	ND<0.002	ND<0.002	ND<0.002	ND<0.0072
1,1-DICHLOROETHANE	1000	500	1.4	ND<0.002	ND<0.002	ND<0.002	ND<0.002	ND<0.0072
ETHYLBENZENE	1000	500	10.1	ND<0.002	ND<0.002	ND<0.002	ND<0.002	ND<0.0072
ISOPROPYLBENZENE	1000	500	0.6	ND<0.002	ND<0.002	ND<0.002	ND<0.002	ND<0.0072
P-ISOPROPYLTOLUENE	1000	500	0.6	ND<0.002	ND<0.002	ND<0.002	ND<0.002	ND<0.0072
NAPHTHALENE	2500	1000	5.6	ND<0.010	ND<0.010	ND<0.010	ND<0.010	ND<0.014
N-PROPYLBENZENE	1000	500	1.4	ND<0.002	ND<0.002	ND<0.002	ND<0.002	ND<0.0072
STYRENE	1000	500	2	ND<0.002	ND<0.002	ND<0.002	ND<0.002	**0.055**
TETRACHLOROETHYLENE	110	12	0.1	ND<0.002	ND<0.002	ND<0.002	ND<0.002	ND<0.0072
TOLUENE	1000	500	20	ND<0.002	ND<0.002	ND<0.002	ND<0.002	ND<0.0072
1,1,1-TRICHLOROETHANE	1000	500	4	ND<0.002	ND<0.002	ND<0.002	ND<0.002	**0.032**
TRICHLOROETHYLENE	520	56	0.1	ND<0.002	ND<0.002	ND<0.002	ND<0.002	ND<0.0072
TRICHLOROFLUOROMETHANE	1000	500	26	ND<0.010	ND<0.010	ND<0.010	ND<0.010	ND<0.036
1,2,4-TRIMETHYLBENZENE	1000	500	7	ND<0.002	ND<0.002	ND<0.002	ND<0.002	**0.015**
1,3,5-TRIMETHYLBENZENE	1000	500	7	ND<0.002	ND<0.002	ND<0.002	ND<0.002	ND<0.0072
M/P-XYLENE	1000	500	19.5	ND<0.004	ND<0.004	ND<0.004	ND<0.004	ND<0.014
O-XYLENE	1000	500	19.5	ND<0.002	ND<0.002	ND<0.002	ND<0.002	ND<0.0072
SW-846 8270D (mg/Kg dry)				ND	ND	ND	ND	ND
ACENAPHTHENE	2500.00	1000.00	8.40	ND<0.184	ND<0.184	ND<0.184	ND<0.183	ND<0.84
ACENAPHTHYLENE	2500.00	1000.00	8.40	ND<0.184	ND<0.184	ND<0.184	ND<0.183	ND<0.84
ANTHRACENE	2500.00	1000.00	40.00	ND<0.184	ND<0.184	ND<0.184	ND<0.183	ND<0.84
BENZO(A)ANTHRACENE	7.80	1.00	1.00	ND<0.184	ND<0.184	ND<0.184	ND<0.183	ND<0.84
BENZO(A)PYRENE	1.00	1.00	1.00	ND<0.184	ND<0.184	ND<0.184	ND<0.183	ND<0.84
BENZO(B)FLUORANTHENE	7.80	1.00	1.00	ND<0.184	ND<0.184	ND<0.184	ND<0.183	ND<0.84
BENZO(G,H,I)PERYLENE	2500.00	1000.00	4.20	ND<0.184	ND<0.184	ND<0.184	ND<0.183	ND<0.84
BENZO(K)FLUORANTHENE	78.00	8.40	1.00	ND<0.184	ND<0.184	ND<0.184	ND<0.183	ND<0.84
BIS(2-ETHYLHEXYL)PHTHALATE	410.00	44.00	1.00	ND<0.37	ND<0.37	ND<0.37	ND<0.37	NT
CARBAZOLE	NE	NE	NE	ND<0.19	ND<0.19	ND<0.19	ND<0.19	NT
CHRYSENE	780.00	84.00	1.00	ND<0.184	ND<0.184	ND<0.184	ND<0.183	ND<0.84
DIBENZ(A,H)ANTHRACENE	1.00	1.00	1.00	ND<0.184	ND<0.184	ND<0.184	ND<0.183	ND<0.84
FLUORANTHENE	2500.00	1000.00	5.60	ND<0.184	ND<0.184	ND<0.184	ND<0.183	ND<0.84
FLUORENE	2500.00	1000.00	5.60	ND<0.184	ND<0.184	ND<0.184	ND<0.183	ND<0.84
INDENO(1,2,3-CD)PYRENE	7.80	1.00	1.00	ND<0.184	ND<0.184	ND<0.184	ND<0.183	ND<0.84
2-METHYLNAPHTHALENE	2500.00	474.00	0.98	ND<0.184	ND<0.184	ND<0.184	ND<0.183	ND<0.84
NAPHTHALENE	2500.00	1000.00	5.60	ND<0.184	ND<0.184	ND<0.184	ND<0.183	ND<0.84
PHENANTHRENE	2500.00	1000.00	4.00	ND<0.184	ND<0.184	ND<0.184	ND<0.183	ND<0.84
PYRENE	2500.00	1000.00	4.00	ND<0.184	ND<0.184	ND<0.184	ND<0.183	ND<0.84
8270 SPLP mg/L				NT	NT	NT	NT	NT

NOTES:
1. mg/Kg = milligrams per Kilogram (equivalent to parts per million or ppm); mg/L = milligrams per Liter (equivalent to parts per million)
2. NT = Not tested by this analytical method.
3. NE = None Established (Standard).
4. Detections in **BOLD TYPE**, detection limits exceeding criteria are shaded in grey
5. Detections shaded in yellow exceed GA PMC
6. Detections shaded in orange exceed Residential Direct Exposure Criteria (ResDEC)
7. Detections shaded in red exceed Industrial/Commercial Direct Exposure Criteria (I/CDEC)
8. RSR criteria and analytes use the same units (mg/Kg or mg/L).

Table 2 - Soil Analytical Summary, 25 Skinner St., East Hampton, CT

Parameter	RSR DEC		RSR PMC				
	I/C DEC (mg/Kg)	RES DEC (mg/Kg)	GA PMC (mg/L)	B-123 2ft	B-126 3ft	SS-E	SS-F
Area of Concern (AOC) / Recognized Environmental Condition (REC) / Historic REC (HREC) / Business Environmental Concern (BEC) / Potential Release Area (PRA) / Release Area (RA)				**12**	**12**	**12**	**12**
Consultant				**VHB**	**VHB**	**VHB**	**VHB**
Investigation Phase				**Supp. P II**	**Supp. P II**	**P III**	**P III**
Sample Collection Date				12/21/2011	12/21/2011	7/11/2013	7/11/2013
Sample Depth (Ft)				2	3	0.5	0.5
Laboratory Identification Number				11L0797-12	11L0859-02	13G0469-09	13G0469-10
CTDEP ETPH (mg/Kg dry)							
ETPH	2500	500	500	**1000**	ND<11	NT	**550**
SM 2540G (% Wt)							
% Solids				76.4	88.6	87.3	78.9
SW-846 6010C (mg/Kg dry) Metals Digestion							
ANTIMONY	8200	27		NT	ND<2.8	NT	NT
Arsenic	10	10		NT	ND<2.8	NT	NT
Barium	140000	4700		NT	**67**	NT	NT
BERYLLIUM	2	2		NT	ND<0.28	NT	NT
Cadmium	1000	34		NT	ND<0.28	NT	NT
Chromium, Total	NE	NE		NT	**7.4**	NT	NT
Chromium 6+	100	100		NT	NT	NT	NT
COPPER	76000	2500		NT	**20**	NT	NT
LEAD	1000	*400*		NT	**7**	NT	NT
Nickel	7500	1400		NT	**7.5**	NT	NT
Silver	10000	340		NT	ND<0.56	NT	NT
Vanadium	14000	470		NT	**20**	NT	NT
Zinc	610000	20000		NT	**38**	NT	NT
SW-846 7471B (mg/Kg dry) Metals Digestion							
Mercury	610	20		NT	ND<0.028	NT	NT
SPLP Metals (mg/L)							
ANTIMONY			0.006	NT	NT	NT	NT
Arsenic			0.01	NT	NT	NT	NT
Barium			1	NT	NT	NT	NT
Cadmium			0.005	NT	NT	NT	NT
Chromium, total			0.05	NT	NT	NT	NT
COPPER			1.3	NT	NT	NT	NT
LEAD			0.2	NT	NT	NT	NT
Nickel			0.1	NT	NT	NT	NT
Silver			0.036	NT	NT	NT	NT
THALLIUM			0.005	NT	NT	NT	NT
Zinc			5	NT	NT	NT	NT
SW-846 8082A (mg/Kg dry)	10	1		ND	ND	ND	ND
PCB 1016				ND<0.13	ND<0.11	ND<0.11	ND<0.12
PCB 1221				ND<0.13	ND<0.11	ND<0.11	ND<0.12
PCB 1232				ND<0.13	ND<0.11	ND<0.11	ND<0.12
PCB 1242				ND<0.13	ND<0.11	ND<0.11	ND<0.12
PCB 1248				ND<0.13	ND<0.11	ND<0.11	ND<0.12
PCB 1254				ND<0.13	ND<0.11	ND<0.11	ND<0.12
PCB 1260				ND<0.13	ND<0.11	ND<0.11	ND<0.12
PCB 1262				ND<0.13	ND<0.11	ND<0.11	ND<0.12
PCB 1268				ND<0.13	ND<0.11	ND<0.11	ND<0.12

Table 2 - Soil Analytical Summary, 25 Skinner St., East Hampton, CT

Parameter	RSR DEC		RSR PMC				
	I/C DEC (mg/Kg)	RES DEC (mg/Kg)	GA PMC (mg/L)	B-123 2ft	B-126 3ft	SS-E	SS-F
Area of Concern (AOC) / Recognized Environmental Condition (REC) / Historic REC (HREC) / Business Environmental Concern (BEC) / Potential Release Area (PRA) / Release Area (RA)				**12**	**12**	**12**	**12**
Consultant				**VHB**	**VHB**	**VHB**	**VHB**
Investigation Phase				**Supp. P II**	**Supp. P II**	**P III**	**P III**
Sample Collection Date				12/21/2011	12/21/2011	7/11/2013	7/11/2013
Sample Depth (Ft)				2	3	0.5	0.5
Laboratory Identification Number				11L0797-12	11L0859-02	13G0469-09	13G0469-10
SW-846 8260C (mg/Kg dry)				**0.0255**	ND	ND	ND
ACETONE	1000	500	14	ND<0.11	ND<0.11	NT	NT
BENZENE	200	21	0.02	ND<0.0022	ND<0.0022	NT	NT
N-BUTYLBENZENE	1000	500	1.4	**0.0064**	ND<0.0022	NT	NT
SEC-BUTYLBENZENE	1000	500	1.4	**0.0038**	ND<0.0022	NT	NT
CHLOROBENZENE	1000	500	2	ND<0.0022	ND<0.0022	NT	NT
1,4-DICHLOROBENZENE	240	26	1.5	ND<0.0022	ND<0.0022	NT	NT
1,1-DICHLOROETHANE	1000	500	1.4	ND<0.0022	ND<0.0022	NT	NT
ETHYLBENZENE	1000	500	10.1	ND<0.0022	ND<0.0022	NT	NT
ISOPROPYLBENZENE	1000	500	0.6	ND<0.0022	ND<0.0022	NT	NT
P-ISOPROPYLTOLUENE	1000	500	0.6	**0.0023**	ND<0.0022	NT	NT
NAPHTHALENE	2500	1000	5.6	**0.0057**	ND<0.0044	NT	NT
N-PROPYLBENZENE	1000	500	1.4	ND<0.0022	ND<0.0022	NT	NT
STYRENE	1000	500	2	ND<0.0022	ND<0.0022	NT	NT
TETRACHLOROETHYLENE	110	12	0.1	ND<0.0022	ND<0.0022	NT	NT
TOLUENE	1000	500	20	ND<0.0022	ND<0.0022	NT	NT
1,1,1-TRICHLOROETHANE	1000	500	4	ND<0.0022	ND<0.0022	NT	NT
TRICHLOROETHYLENE	520	56	0.1	ND<0.0022	ND<0.0022	NT	NT
TRICHLOROFLUOROMETHANE	1000	500	26	ND<0.011	ND<0.011	NT	NT
1,2,4-TRIMETHYLBENZENE	1000	500	7	**0.0073**	ND<0.0022	NT	NT
1,3,5-TRIMETHYLBENZENE	1000	500	7	ND<0.0022	ND<0.0022	NT	NT
M/P-XYLENE	1000	500	19.5	ND<0.0045	ND<0.0044	NT	NT
O-XYLENE	1000	500	19.5	ND<0.0022	ND<0.0022	NT	NT
SW-846 8270D (mg/Kg dry)				NT	ND	NT	NT
ACENAPHTHENE	2500.00	1000.00	8.40	NT	ND<0.19	NT	NT
ACENAPHTHYLENE	2500.00	1000.00	8.40	NT	ND<0.19	NT	NT
ANTHRACENE	2500.00	1000.00	40.00	NT	ND<0.19	NT	NT
BENZO(A)ANTHRACENE	7.80	1.00	1.00	NT	ND<0.19	NT	NT
BENZO(A)PYRENE	1.00	1.00	1.00	NT	ND<0.19	NT	NT
BENZO(B)FLUORANTHENE	7.80	1.00	1.00	NT	ND<0.19	NT	NT
BENZO(G,H,I)PERYLENE	2500.00	1000.00	4.20	NT	ND<0.19	NT	NT
BENZO(K)FLUORANTHENE	78.00	8.40	1.00	NT	ND<0.19	NT	NT
BIS(2-ETHYLHEXYL)PHTHALATE	410.00	44.00	1.00	NT	NT	NT	NT
CARBAZOLE	NE	NE	NE	NT	NT	NT	NT
CHRYSENE	780.00	84.00	1.00	NT	ND<0.19	NT	NT
DIBENZ(A,H)ANTHRACENE	1.00	1.00	1.00	NT	ND<0.19	NT	NT
FLUORANTHENE	2500.00	1000.00	5.60	NT	ND<0.19	NT	NT
FLUORENE	2500.00	1000.00	5.60	NT	ND<0.19	NT	NT
INDENO(1,2,3-CD)PYRENE	7.80	1.00	1.00	NT	ND<0.19	NT	NT
2-METHYLNAPHTHALENE	2500.00	474.00	0.98	NT	ND<0.19	NT	NT
NAPHTHALENE	2500.00	1000.00	5.60	NT	ND<0.19	NT	NT
PHENANTHRENE	2500.00	1000.00	4.00	NT	ND<0.19	NT	NT
PYRENE	2500.00	1000.00	4.00	NT	ND<0.19	NT	NT
8270 SPLP mg/L				NT	NT	NT	NT

NOTES:
1. mg/Kg = milligrams per Kilogram (equivalent to parts per million or ppm); mg/L = milligrams per Liter (equivalent to parts per million)
2. NT = Not tested by this analytical method.
3. NE = None Established (Standard).
4. Detections in **BOLD TYPE**, detection limits exceeding criteria are shaded in grey
5. Detections shaded in yellow exceed GA PMC
6. Detections shaded in orange exceed Residential Direct Exposure Criteria (ResDEC)
7. Detections shaded in red exceed Industrial/Commercial Direct Exposure Criteria (I/CDEC)
8. RSR criteria and analytes use the same units (mg/Kg or mg/L).

Table 2 - Soil Analytical Summary, 25 Skinner St., East Hampton, CT

Parameter	RSR DEC		RSR PMC	
	I/C DEC (mg/Kg)	RES DEC (mg/Kg)	GA PMC (mg/L)	B-125 2ft
Area of Concern (AOC) / Recognized Environmental Condition (REC) / Historic REC (HREC) / Business Environmental Concern (BEC) / Potential Release Area (PRA) / Release Area (RA)				**16**
Consultant				**VHB**
Investigation Phase				**Supp. P II**
Sample Collection Date				12/21/2011
Sample Depth (Ft)				2
Laboratory Identification Number				11L0859-11
CTDEP ETPH (mg/Kg dry)				
ETPH	2500	500	500	**78**
SM 2540G (% Wt)				
% Solids				85.1
SW-846 6010C (mg/Kg dry) Metals Digestion				
ANTIMONY	8200	27		ND<2.9
Arsenic	10	10		ND<2.9
Barium	140000	4700		**77**
BERYLLIUM	2	2		ND<0.29
Cadmium	1000	34		**0.37**
Chromium, Total	NE	NE		**6.8**
Chromium 6+	100	100		NT
COPPER	76000	2500		**150**
LEAD	1000	*400*		**60**
Nickel	7500	1400		**20**
Silver	10000	340		ND<0.58
Vanadium	14000	470		**16**
Zinc	610000	20000		**94**
SW-846 7471B (mg/Kg dry) Metals Digestion				
Mercury	610	20		**0.096**
SPLP Metals (mg/L)				
ANTIMONY			0.006	NT
Arsenic			0.01	NT
Barium			1	NT
Cadmium			0.005	NT
Chromium, total			0.05	NT
COPPER			1.3	NT
LEAD			0.2	NT
Nickel			0.1	NT
Silver			0.036	NT
THALLIUM			0.005	NT
Zinc			5	NT
SW-846 8082A (mg/Kg dry)	10	1		NT
PCB 1016				NT
PCB 1221				NT
PCB 1232				NT
PCB 1242				NT
PCB 1248				NT
PCB 1254				NT
PCB 1260				NT
PCB 1262				NT
PCB 1268				NT

Table 2 - Soil Analytical Summary, 25 Skinner St., East Hampton, CT

Parameter	RSR DEC		RSR PMC	
	I/C DEC (mg/Kg)	RES DEC (mg/Kg)	GA PMC (mg/L)	B-125 2ft
Area of Concern (AOC) / Recognized Environmental Condition (REC) / Historic REC (HREC) / Business Environmental Concern (BEC) / Potential Release Area (PRA) / Release Area (RA)				**16**
Consultant				**VHB**
Investigation Phase				**Supp. P II**
Sample Collection Date				12/21/2011
Sample Depth (Ft)				2
Laboratory Identification Number				11L0859-11
SW-846 8260C (mg/Kg dry)				ND
ACETONE	1000	500	14	ND<0.13
BENZENE	200	21	0.02	ND<0.0026
N-BUTYLBENZENE	1000	500	1.4	ND<0.0026
SEC-BUTYLBENZENE	1000	500	1.4	ND<0.0026
CHLOROBENZENE	1000	500	2	ND<0.0026
1,4-DICHLOROBENZENE	240	26	1.5	ND<0.0026
1,1-DICHLOROETHANE	1000	500	1.4	ND<0.0026
ETHYLBENZENE	1000	500	10.1	ND<0.0026
ISOPROPYLBENZENE	1000	500	0.6	ND<0.0026
P-ISOPROPYLTOLUENE	1000	500	0.6	ND<0.0026
NAPHTHALENE	2500	1000	5.6	ND<0.0053
N-PROPYLBENZENE	1000	500	1.4	ND<0.0026
STYRENE	1000	500	2	ND<0.0026
TETRACHLOROETHYLENE	110	12	0.1	ND<0.0026
TOLUENE	1000	500	20	ND<0.0026
1,1,1-TRICHLOROETHANE	1000	500	4	ND<0.0026
TRICHLOROETHYLENE	520	56	0.1	ND<0.0026
TRICHLOROFLUOROMETHANE	1000	500	26	ND<0.013
1,2,4-TRIMETHYLBENZENE	1000	500	7	ND<0.0026
1,3,5-TRIMETHYLBENZENE	1000	500	7	ND<0.0026
M/P-XYLENE	1000	500	19.5	ND<0.0053
O-XYLENE	1000	500	19.5	ND<0.0026
SW-846 8270D (mg/Kg dry)				**5.52**
ACENAPHTHENE	2500.00	1000.00	8.40	ND<0.20
ACENAPHTHYLENE	2500.00	1000.00	8.40	ND<0.20
ANTHRACENE	2500.00	1000.00	40.00	ND<0.20
BENZO(A)ANTHRACENE	7.80	1.00	1.00	**0.35**
BENZO(A)PYRENE	1.00	1.00	1.00	**0.42**
BENZO(B)FLUORANTHENE	7.80	1.00	1.00	**0.55**
BENZO(G,H,I)PERYLENE	2500.00	1000.00	4.20	**0.35**
BENZO(K)FLUORANTHENE	78.00	8.40	1.00	**0.21**
BIS(2-ETHYLHEXYL)PHTHALATE	410.00	44.00	1.00	NT
CARBAZOLE	NE	NE	NE	NT
CHRYSENE	780.00	84.00	1.00	**0.6**
DIBENZ(A,H)ANTHRACENE	1.00	1.00	1.00	ND<0.20
FLUORANTHENE	2500.00	1000.00	5.60	**0.9**
FLUORENE	2500.00	1000.00	5.60	ND<0.20
INDENO(1,2,3-CD)PYRENE	7.80	1.00	1.00	**0.39**
2-METHYLNAPHTHALENE	2500.00	474.00	0.98	ND<0.20
NAPHTHALENE	2500.00	1000.00	5.60	ND<0.20
PHENANTHRENE	2500.00	1000.00	4.00	**0.55**
PYRENE	2500.00	1000.00	4.00	**1.2**
8270 SPLP mg/L				NT

NOTES:
1. mg/Kg = milligrams per Kilogram (equivalent to parts per million or ppm); mg/L = milligrams per Liter (equivalent to parts per million)
2. NT = Not tested by this analytical method.
3. NE = None Established (Standard).
4. Detections in **BOLD TYPE**, detection limits exceeding criteria are shaded in grey
5. Detections shaded in yellow exceed GA PMC
6. Detections shaded in orange exceed Residential Direct Exposure Criteria (ResDEC)
7. Detections shaded in red exceed Industrial/Commercial Direct Exposure Criteria (I/CDEC)
8. RSR criteria and analytes use the same units (mg/Kg or mg/L).

Table 2 - Soil Analytical Summary, 25 Skinner St., East Hampton, CT

Parameter	RSR DEC		RSR PMC					
	I/C DEC (mg/Kg)	RES DEC (mg/Kg)	GA PMC (mg/L)	SB-5 4-5FT	SB-5 6.5-7.5FT	B-127 2ft	B-128 2-4ft	B-129 2ft
Area of Concern (AOC) / Recognized Environmental Condition (REC) / Historic REC (HREC) / Business Environmental Concern (BEC) / Potential Release Area (PRA) / Release Area (RA)				**17**	**17**	**17**	**17**	**17**
Consultant				**AECOM**	**AECOM**	**VHB**	**VHB**	**VHB**
Investigation Phase				**Lim. P II**	**Lim. P II**	**Supp. P II**	**Supp. P II**	**Supp. P II**
Sample Collection Date				10/24/2008	10/24/2008	12/21/2011	12/21/2011	12/21/2011
Sample Depth (Ft)				4-5'	6.5-7.5'	2	2-4'	2
Laboratory Identification Number				08B43312	08B43313	11L0859-03	11L0859-04	11L0859-06
CTDEP ETPH (mg/Kg dry)								
ETPH	2500	500	500	**21**	ND<11	**40**	**24**	ND<11
SM 2540G (% Wt)								
% Solids				77.3	95.5	92.1	81.7	91.9
SW-846 6010C (mg/Kg dry) Metals Digestion								
ANTIMONY	8200	27		ND<5.18	ND<4.19	21	ND<3.1	ND<2.7
Arsenic	10	10		ND<3.24	**6.23**	ND<2.6	ND<3.1	ND<2.7
Barium	140000	4700		**207**	**157**	**640**	**63**	**46**
BERYLLIUM	2	2		ND<0.33	**2.4**	ND<0.26	ND<0.31	**0.65**
Cadmium	1000	34		**1.39**	ND<0.27	**1.2**	ND<0.31	ND<0.27
Chromium, Total	NE	NE		**10.6**	**34.4**	**8.8**	**14**	**6.1**
Chromium 6+	100	100		NT	NT	NT	NT	NT
COPPER	76000	2500		**65.7**	**53.8**	**360**	**39**	**33**
LEAD	1000	*400*		**332**	**4.74**	**3000**	**43**	**6.8**
Nickel	7500	1400		**31.1**	**41.7**	**42**	**8.6**	**7.2**
Silver	10000	340		ND<0.65	ND<0.53	**0.56**	ND<0.61	ND<0.53
Vanadium	14000	470		**17.4**	**60.8**	**25**	**32**	**14**
Zinc	610000	20000		**567**	**86.3**	**270**	**68**	**18**
SW-846 7471B (mg/Kg dry) Metals Digestion								
Mercury	610	20		**0.02**	ND<0.011	**0.86**	**0.088**	ND<0.027
SPLP Metals (mg/L)								
ANTIMONY			0.006	NT	NT	NT	NT	NT
Arsenic			0.01	NT	ND<0.002	NT	NT	NT
Barium			1	NT	ND<0.25	NT	NT	NT
Cadmium			0.005	NT	ND<0.0025	NT	NT	NT
Chromium, total			0.05	NT	ND<0.050	NT	NT	NT
COPPER			1.3	NT	ND<0.025	NT	NT	NT
LEAD			0.2	NT	ND<0.005	NT	NT	NT
Nickel			0.1	NT	ND<0.025	NT	NT	NT
Silver			0.036	NT	NT	NT	NT	NT
THALLIUM			0.005	NT	ND<0.0010	NT	NT	NT
Zinc			5	NT	NT	NT	NT	NT
SW-846 8082A (mg/Kg dry)	10	1		NT	NT	NT	NT	NT
PCB 1016				NT	NT	NT	NT	NT
PCB 1221				NT	NT	NT	NT	NT
PCB 1232				NT	NT	NT	NT	NT
PCB 1242				NT	NT	NT	NT	NT
PCB 1248				NT	NT	NT	NT	NT
PCB 1254				NT	NT	NT	NT	NT
PCB 1260				NT	NT	NT	NT	NT
PCB 1262				NT	NT	NT	NT	NT
PCB 1268				NT	NT	NT	NT	NT

Table 2 - Soil Analytical Summary, 25 Skinner St., East Hampton, CT

Parameter	RSR DEC		RSR PMC					
	I/C DEC (mg/Kg)	RES DEC (mg/Kg)	GA PMC (mg/L)	SB-5 4-5FT	SB-5 6.5-7.5FT	B-127 2ft	B-128 2-4ft	B-129 2ft
Area of Concern (AOC) / Recognized Environmental Condition (REC) / Historic REC (HREC) / Business Environmental Concern (BEC) / Potential Release Area (PRA) / Release Area (RA)				**17**	**17**	**17**	**17**	**17**
Consultant				**AECOM**	**AECOM**	**VHB**	**VHB**	**VHB**
Investigation Phase				**Lim. P II**	**Lim. P II**	**Supp. P II**	**Supp. P II**	**Supp. P II**
Sample Collection Date				10/24/2008	10/24/2008	12/21/2011	12/21/2011	12/21/2011
Sample Depth (Ft)				4-5'	6.5-7.5'	2	2-4'	2
Laboratory Identification Number				08B43312	08B43313	11L0859-03	11L0859-04	11L0859-06
SW-846 8260C (mg/Kg dry)				**0.003**	ND	ND	ND	ND
ACETONE	1000	500	14	ND<0.11	ND<0.099	ND<0.11	ND<0.077	ND<0.13
BENZENE	200	21	0.02	**0.003**	ND<0.002	ND<0.0022	ND<0.0015	ND<0.0025
N-BUTYLBENZENE	1000	500	1.4	ND<0.003	ND<0.002	ND<0.0022	ND<0.0015	ND<0.0025
SEC-BUTYLBENZENE	1000	500	1.4	ND<0.003	ND<0.002	ND<0.0022	ND<0.0015	ND<0.0025
CHLOROBENZENE	1000	500	2	ND<0.003	ND<0.002	ND<0.0022	ND<0.0015	ND<0.0025
1,4-DICHLOROBENZENE	240	26	1.5	ND<0.003	ND<0.002	ND<0.0022	ND<0.0015	ND<0.0025
1,1-DICHLOROETHANE	1000	500	1.4	ND<0.003	ND<0.002	ND<0.0022	ND<0.0015	ND<0.0025
ETHYLBENZENE	1000	500	10.1	ND<0.003	ND<0.002	ND<0.0022	ND<0.0015	ND<0.0025
ISOPROPYLBENZENE	1000	500	0.6	ND<0.003	ND<0.002	ND<0.0022	ND<0.0015	ND<0.0025
P-ISOPROPYLTOLUENE	1000	500	0.6	ND<0.003	ND<0.002	ND<0.0022	ND<0.0015	ND<0.0025
NAPHTHALENE	2500	1000	5.6	ND<0.011	ND<0.010	ND<0.0043	ND<0.0031	ND<0.0050
N-PROPYLBENZENE	1000	500	1.4	ND<0.003	ND<0.002	ND<0.0022	ND<0.0015	ND<0.0025
STYRENE	1000	500	2	ND<0.011	ND<0.010	ND<0.0022	ND<0.0015	ND<0.0025
TETRACHLOROETHYLENE	110	12	0.1	ND<0.003	ND<0.002	ND<0.0022	ND<0.0015	ND<0.0025
TOLUENE	1000	500	20	ND<0.003	ND<0.002	ND<0.0022	ND<0.0015	ND<0.0025
1,1,1-TRICHLOROETHANE	1000	500	4	ND<0.003	ND<0.002	ND<0.0022	ND<0.0015	ND<0.0025
TRICHLOROETHYLENE	520	56	0.1	ND<0.003	ND<0.002	ND<0.0022	ND<0.0015	ND<0.0025
TRICHLOROFLUOROMETHANE	1000	500	26	ND<0.011	ND<0.010	ND<0.011	ND<0.0077	ND<0.013
1,2,4-TRIMETHYLBENZENE	1000	500	7	ND<0.011	ND<0.002	ND<0.0022	ND<0.0015	ND<0.0025
1,3,5-TRIMETHYLBENZENE	1000	500	7	ND<0.003	ND<0.002	ND<0.0022	ND<0.0015	ND<0.0025
M/P-XYLENE	1000	500	19.5	ND<0.005	ND<0.004	ND<0.0043	ND<0.0031	ND<0.0050
O-XYLENE	1000	500	19.5	ND<0.003	ND<0.002	ND<0.0022	ND<0.0015	ND<0.0025
SW-846 8270D (mg/Kg dry)				ND	ND	**1.02**	**0.57**	ND
ACENAPHTHENE	2500.00	1000.00	8.40	ND<0.216	ND<0.175	ND<0.18	ND<0.21	ND<0.18
ACENAPHTHYLENE	2500.00	1000.00	8.40	ND<0.216	ND<0.175	ND<0.18	ND<0.21	ND<0.18
ANTHRACENE	2500.00	1000.00	40.00	ND<0.216	ND<0.175	ND<0.18	ND<0.21	ND<0.18
BENZO(A)ANTHRACENE	7.80	1.00	1.00	ND<0.216	ND<0.175	ND<0.18	ND<0.21	ND<0.18
BENZO(A)PYRENE	1.00	1.00	1.00	ND<0.216	ND<0.175	ND<0.18	ND<0.21	ND<0.18
BENZO(B)FLUORANTHENE	7.80	1.00	1.00	ND<0.216	ND<0.175	**0.24**	ND<0.21	ND<0.18
BENZO(G,H,I)PERYLENE	2500.00	1000.00	4.20	ND<0.216	ND<0.175	ND<0.18	ND<0.21	ND<0.18
BENZO(K)FLUORANTHENE	78.00	8.40	1.00	ND<0.216	ND<0.175	ND<0.18	ND<0.21	ND<0.18
BIS(2-ETHYLHEXYL)PHTHALATE	410.00	44.00	1.00	NT	NT	NT	NT	NT
CARBAZOLE	NE	NE	NE	NT	NT	NT	NT	NT
CHRYSENE	780.00	84.00	1.00	ND<0.216	ND<0.175	**0.21**	ND<0.21	ND<0.18
DIBENZ(A,H)ANTHRACENE	1.00	1.00	1.00	ND<0.216	ND<0.175	ND<0.18	ND<0.21	ND<0.18
FLUORANTHENE	2500.00	1000.00	5.60	ND<0.216	ND<0.175	**0.28**	**0.3**	ND<0.18
FLUORENE	2500.00	1000.00	5.60	ND<0.216	ND<0.175	ND<0.18	ND<0.21	ND<0.18
INDENO(1,2,3-CD)PYRENE	7.80	1.00	1.00	ND<0.216	ND<0.175	ND<0.18	ND<0.21	ND<0.18
2-METHYLNAPHTHALENE	2500.00	474.00	0.98	ND<0.216	ND<0.175	ND<0.18	ND<0.21	ND<0.18
NAPHTHALENE	2500.00	1000.00	5.60	ND<0.216	ND<0.175	ND<0.18	ND<0.21	ND<0.18
PHENANTHRENE	2500.00	1000.00	4.00	ND<0.216	ND<0.175	ND<0.18	ND<0.21	ND<0.18
PYRENE	2500.00	1000.00	4.00	ND<0.216	ND<0.175	**0.29**	**0.27**	ND<0.18
8270 SPLP mg/L				NT	NT	NT	NT	NT

NOTES:
1. mg/Kg = milligrams per Kilogram (equivalent to parts per million or ppm); mg/L = milligrams per Liter (equivalent to parts per million)
2. NT = Not tested by this analytical method.
3. NE = None Established (Standard).
4. Detections in **BOLD TYPE**, detection limits exceeding criteria are shaded in grey
5. Detections shaded in yellow exceed GA PMC
6. Detections shaded in orange exceed Residential Direct Exposure Criteria (ResDEC)
7. Detections shaded in red exceed Industrial/Commercial Direct Exposure Criteria (I/CDEC)
8. RSR criteria and analytes use the same units (mg/Kg or mg/L).

Table 2 - Soil Analytical Summary, 25 Skinner St., East Hampton, CT

Parameter	RSR DEC		RSR PMC										
	I/C DEC (mg/Kg)	RES DEC (mg/Kg)	GA PMC (mg/L)	B-130 4ft	B-209, 2'	B-210, 2'	B-208, 2'	B-209, 4'	B-210, 4'	B-208, 4'	B-209, 6'	B-210, 6'	B-208, 6'
Area of Concern (AOC) / Recognized Environmental Condition (REC) / Historic REC (HREC) / Business Environmental Concern (BEC) / Potential Release Area (PRA) / Release Area (RA)				**18**	**18**	**18**	**18**	**18**	**18**	**18**	**18**	**18**	**18**
Consultant				**VHB**	**VHB**	**VHB**	**VHB**	**VHB**	**VHB**	**VHB**	**VHB**	**VHB**	**VHB**
Investigation Phase				**Supp. P II**	**P III**	**P III**	**P III**	**P III**	**P III**	**P III**	**P III**	**P III**	**P III**
Sample Collection Date				12/21/2011	7/9/2013	7/9/2013	7/9/2013	7/9/2013	7/9/2013	7/9/2013	7/9/2013	7/9/2013	7/9/2013
Sample Depth (Ft)				4	2	2	2	4	4	4	6	6	6
Laboratory Identification Number				11L0859-01	13G0389-01	13G0389-04	13G0389-07	13G0389-02	13G0389-05	13G0389-08	13G0389-03	13G0389-06	13G0389-09
CTDEP ETPH (mg/Kg dry)													
ETPH	2500	500	500	**3200**	ND<10	**210**	**63**	**28**	ND<11	ND<12	ND<11	ND<11	ND<11
SM 2540G (% Wt)													
% Solids				87.5	96.4	92.5	92.5	80.4	90	86	87.5	89.6	88.3
SW-846 6010C (mg/Kg dry) Metals Digestion													
ANTIMONY	8200	27		14	ND<2.5	ND<2.6	ND<2.5	ND<3.1	ND<2.6	ND<2.9	ND<2.7	ND<2.8	ND<2.8
Arsenic	10	10		ND<2.8	**2.7**	ND<2.6	ND<2.5	ND<3.1	ND<2.6	ND<2.9	ND<2.7	ND<2.8	ND<2.8
Barium	140000	4700		**69**	NT	NT	NT	NT	NT	NT	NT	NT	NT
BERYLLIUM	2	2		ND<0.28	ND<0.25	ND<0.26	ND<0.25	ND<0.31	ND<0.26	ND<0.29	ND<0.27	ND<0.28	ND<0.28
Cadmium	1000	34		**1.3**	**0.27**	**1.3**	**0.49**	**0.4**	ND<0.26	**0.39**	ND<0.27	**0.28**	ND<0.28
Chromium, Total	NE	NE		**15**	**7.1**	**12**	**25**	**5.4**	**4.8**	**18**	**3.6**	**11**	**7.5**
Chromium 6+	100	100		NT	NT	NT	NT	NT	NT	NT	NT	NT	NT
COPPER	76000	2500		**500**	**8.4**	**320**	**360**	**110**	**21**	**8.2**	**13**	**9.6**	**39**
LEAD	1000	*400*		**320**	**1.3**	**84**	**9.2**	**18**	**8.3**	**1.5**	**1.2**	**1.8**	**4.9**
Nickel	7500	1400		**39**	**4**	**92**	**25**	**22**	**6.2**	**15**	**6.9**	**9.5**	**13**
Silver	10000	340		**0.64**	ND<0.5	ND<0.52	ND<0.51	ND<0.61	ND<0.52	ND<0.58	ND<0.55	ND<0.55	ND<0.56
Vanadium	14000	470		**22**	NT	NT	NT	NT	NT	NT	NT	NT	NT
Zinc	610000	20000		**780**	**7.1**	**87**	**51**	**89**	**76**	**44**	**11**	**32**	**36**
SW-846 7471B (mg/Kg dry) Metals Digestion													
Mercury	610	20		**0.38**	ND<0.026	**0.037**	ND<0.026	**0.039**	ND<0.027	ND<0.029	ND<0.029		ND<0.028
SPLP Metals (mg/L)													
ANTIMONY			0.006	NT	ND<0.005	**0.012**	ND<0.005	**0.013**	ND<0.005	ND<0.005	ND<0.005	ND<0.005	ND<0.005
Arsenic			0.01	NT	ND<0.002	ND<0.002	ND<0.002	**0.0023**	**4.1**	**0.0035**	**3.4**	ND<0.002	ND<0.002
Barium			1	NT	NT	NT	NT	NT	NT	NT	NT	NT	NT
Cadmium			0.005	NT	ND<0.0025	ND<0.0025	ND<0.0025	ND<0.0025	ND<0.0025	ND<0.0025	ND<0.0025	ND<0.0025	ND<0.0025
Chromium, total			0.05	NT	ND<0.005	ND<0.012	ND<0.005	ND<0.005	ND<0.005	ND<0.005	ND<0.005	ND<0.005	ND<0.005
COPPER			1.3	NT	ND<0.025	**0.088**	**0.14**	ND<0.025	ND<0.025	ND<0.0025	ND<0.25	ND<0.025	ND<0.025
LEAD			0.2	NT	ND<0.005	**0.02**	ND<0.005	ND<0.005	ND<0.005	ND<0.005	ND<0.005	ND<0.005	ND<0.005
Nickel			0.1	NT	ND<0.025	ND<0.025	ND<0.025	ND<0.025	ND<0.025	ND<0.025	ND<0.025	ND<0.025	ND<0.025
Silver			0.036	NT	ND<0.0025	ND<0.0025	ND<0.0025	ND<0.0025	ND<0.0025	ND<0.0025	ND<0.0025	ND<0.0025	ND<0.025
THALLIUM			0.005	NT	ND<0.001	ND<0.001	ND<0.001	ND<0.001	ND<0.001	ND<0.001	ND<0.001	ND,0.001	ND<0.001
Zinc			5	NT	ND<0.05	ND<0.050	ND<0.050	ND<0.05	**93**	ND<0.050	ND<0.50	ND<0.05	ND<0.050
SW-846 8082A (mg/Kg dry)	10	1		ND	NT	NT	NT	NT	NT	NT	NT	NT	NT
PCB 1016				ND<0.11	NT	NT	NT	NT	NT	NT	NT	NT	NT
PCB 1221				ND<0.11	NT	NT	NT	NT	NT	NT	NT	NT	NT
PCB 1232				ND<0.11	NT	NT	NT	NT	NT	NT	NT	NT	NT
PCB 1242				ND<0.11	NT	NT	NT	NT	NT	NT	NT	NT	NT
PCB 1248				ND<0.11	NT	NT	NT	NT	NT	NT	NT	NT	NT
PCB 1254				ND<0.11	NT	NT	NT	NT	NT	NT	NT	NT	NT
PCB 1260				ND<0.11	NT	NT	NT	NT	NT	NT	NT	NT	NT
PCB 1262				ND<0.11	NT	NT	NT	NT	NT	NT	NT	NT	NT
PCB 1268				ND<0.11	NT	NT	NT	NT	NT	NT	NT	NT	NT

Table 2 - Soil Analytical Summary, 25 Skinner St., East Hampton, CT

Parameter	RSR DEC		RSR PMC										
	I/C DEC (mg/Kg)	RES DEC (mg/Kg)	GA PMC (mg/L)	B-130 4ft	B-209, 2'	B-210, 2'	B-208, 2'	B-209, 4'	B-210, 4'	B-208, 4'	B-209, 6'	B-210, 6'	B-208, 6'
Area of Concern (AOC) / Recognized Environmental Condition (REC) / Historic REC (HREC) / Business Environmental Concern (BEC) / Potential Release Area (PRA) / Release Area (RA)				**18**	**18**	**18**	**18**	**18**	**18**	**18**	**18**	**18**	**18**
Consultant				**VHB**	**VHB**	**VHB**	**VHB**	**VHB**	**VHB**	**VHB**	**VHB**	**VHB**	**VHB**
Investigation Phase				**Supp. P II**	**P III**	**P III**	**P III**	**P III**	**P III**	**P III**	**P III**	**P III**	**P III**
Sample Collection Date				12/21/2011	7/9/2013	7/9/2013	7/9/2013	7/9/2013	7/9/2013	7/9/2013	7/9/2013	7/9/2013	7/9/2013
Sample Depth (Ft)				4	2	2	2	4	4	4	6	6	6
Laboratory Identification Number				11L0859-01	13G0389-01	13G0389-04	13G0389-07	13G0389-02	13G0389-05	13G0389-08	13G0389-03	13G0389-06	13G0389-09
SW-846 8260C (mg/Kg dry)				ND	NT	NT	NT	NT	NT	NT	NT	NT	NT
ACETONE	1000	500	14	ND<0.075	NT	NT	NT	NT	NT	NT	NT	NT	NT
BENZENE	200	21	0.02	ND<0.0015	NT	NT	NT	NT	NT	NT	NT	NT	NT
N-BUTYLBENZENE	1000	500	1.4	ND<0.0015	NT	NT	NT	NT	NT	NT	NT	NT	NT
SEC-BUTYLBENZENE	1000	500	1.4	ND<0.0015	NT	NT	NT	NT	NT	NT	NT	NT	NT
CHLOROBENZENE	1000	500	2	ND<0.0015	NT	NT	NT	NT	NT	NT	NT	NT	NT
1,4-DICHLOROBENZENE	240	26	1.5	ND<0.0015	NT	NT	NT	NT	NT	NT	NT	NT	NT
1,1-DICHLOROETHANE	1000	500	1.4	ND<0.0015	NT	NT	NT	NT	NT	NT	NT	NT	NT
ETHYLBENZENE	1000	500	10.1	ND<0.0015	NT	NT	NT	NT	NT	NT	NT	NT	NT
ISOPROPYLBENZENE	1000	500	0.6	ND<0.0015	NT	NT	NT	NT	NT	NT	NT	NT	NT
P-ISOPROPYLTOLUENE	1000	500	0.6	ND<0.0015	NT	NT	NT	NT	NT	NT	NT	NT	NT
NAPHTHALENE	2500	1000	5.6	ND<0.0030	NT	NT	NT	NT	NT	NT	NT	NT	NT
N-PROPYLBENZENE	1000	500	1.4	ND<0.0015	NT	NT	NT	NT	NT	NT	NT	NT	NT
STYRENE	1000	500	2	ND<0.0015	NT	NT	NT	NT	NT	NT	NT	NT	NT
TETRACHLOROETHYLENE	110	12	0.1	ND<0.0015	NT	NT	NT	NT	NT	NT	NT	NT	NT
TOLUENE	1000	500	20	ND<0.0015	NT	NT	NT	NT	NT	NT	NT	NT	NT
1,1,1-TRICHLOROETHANE	1000	500	4	ND<0.0015	NT	NT	NT	NT	NT	NT	NT	NT	NT
TRICHLOROETHYLENE	520	56	0.1	ND<0.0015	NT	NT	NT	NT	NT	NT	NT	NT	NT
TRICHLOROFLUOROMETHANE	1000	500	26	ND<0.0075	NT	NT	NT	NT	NT	NT	NT	NT	NT
1,2,4-TRIMETHYLBENZENE	1000	500	7	ND<0.0015	NT	NT	NT	NT	NT	NT	NT	NT	NT
1,3,5-TRIMETHYLBENZENE	1000	500	7	ND<0.0015	NT	NT	NT	NT	NT	NT	NT	NT	NT
M/P-XYLENE	1000	500	19.5	ND<0.0030	NT	NT	NT	NT	NT	NT	NT	NT	NT
O-XYLENE	1000	500	19.5	ND<0.0015	NT	NT	NT	NT	NT	NT	NT	NT	NT
SW-846 8270D (mg/Kg dry)				**18.12**	ND	ND	ND	ND	ND	**0.21**	ND	ND	ND
ACENAPHTHENE	2500.00	1000.00	8.40	ND<0.19	ND<0.18	ND<0.37	ND<0.18	ND<0.21	ND<0.19	ND<0.20	ND<0.19	ND<0.19	ND<0.19
ACENAPHTHYLENE	2500.00	1000.00	8.40	**0.5**	ND<0.18	ND<0.37	ND<0.18	ND<0.21	ND<0.19	ND<0.20	ND<0.19	ND<0.19	ND<0.19
ANTHRACENE	2500.00	1000.00	40.00	**0.38**	ND<0.18	ND<0.37	ND<0.18	ND<0.21	ND<0.19	ND<0.20	ND<0.19	ND<0.19	ND<0.19
BENZO(A)ANTHRACENE	7.80	1.00	1.00	**1.4**	ND<0.18	**0.42**	ND<0.18	ND<0.21	ND<0.19	ND<0.20	ND<0.19	ND<0.19	ND<0.19
BENZO(A)PYRENE	1.00	1.00	1.00	**1.1**	ND<0.18	**0.49**	ND<0.18	ND<0.21	ND<0.19	**0.21**	ND<0.19	ND<0.19	ND<0.19
BENZO(B)FLUORANTHENE	7.80	1.00	1.00	**2.2**	ND<0.18	**0.62**	ND<0.18	ND<0.21	ND<0.19	ND<0.20	ND<0.19	ND<0.19	ND<0.19
BENZO(G,H,I)PERYLENE	2500.00	1000.00	4.20	**0.7**	ND<0.18	**0.41**	ND<0.18	ND<0.21	ND<0.19	ND<0.20	ND<0.19	ND<0.19	ND<0.19
BENZO(K)FLUORANTHENE	78.00	8.40	1.00	**0.77**	ND<0.18	ND<0.37	ND<0.18	ND<0.21	ND<0.19	ND<0.20	ND<0.19	ND<0.19	ND<0.19
BIS(2-ETHYLHEXYL)PHTHALATE	410.00	44.00	1.00	NT	NT	NT	NT	NT	NT	NT	NT	NT	NT
CARBAZOLE	NE	NE	NE	NT	NT	NT	NT	NT	NT	NT	NT	NT	NT
CHRYSENE	780.00	84.00	1.00	**1.5**	ND<0.18	**0.49**	ND<0.18	ND<0.21	ND<0.19	ND<0.20	ND<0.19	ND<0.19	ND<0.19
DIBENZ(A,H)ANTHRACENE	1.00	1.00	1.00	ND<0.19	ND<0.18	ND<0.37	ND<0.18	ND<0.21	ND<0.19	ND<0.20	ND<0.19	ND<0.19	ND<0.19
FLUORANTHENE	2500.00	1000.00	5.60	**3.3**	ND<0.18	**0.83**	ND<0.18	ND<0.21	ND<0.19	ND<0.20	ND<0.19	ND<0.19	ND<0.19
FLUORENE	2500.00	1000.00	5.60	ND<0.19	ND<0.18	ND<0.37	ND<0.18	ND<0.21	ND<0.19	ND<0.20	ND<0.19	ND<0.19	ND<0.19
INDENO(1,2,3-CD)PYRENE	7.80	1.00	1.00	**0.87**	ND<0.18	**0.4**	ND<0.18	ND<0.21	ND<0.19	ND<0.20	ND<0.19	ND<0.19	ND<0.19
2-METHYLNAPHTHALENE	2500.00	474.00	0.98	ND<0.19	ND<0.18	ND<0.37	ND<0.18	ND<0.21	ND<0.19	ND<0.20	ND<0.19	ND<0.19	ND<0.19
NAPHTHALENE	2500.00	1000.00	5.60	ND<0.19	ND<0.18	ND<0.37	ND<0.18	ND<0.21	ND<0.19	ND<0.20	ND<0.19	ND<0.19	ND<0.19
PHENANTHRENE	2500.00	1000.00	4.00	**1.7**	ND<0.18	ND<0.37	ND<0.18	ND<0.21	ND<0.19	ND<0.20	ND<0.19	ND<0.19	ND<0.19
PYRENE	2500.00	1000.00	4.00	**3.7**	ND<0.18	**0.72**	ND<0.18	ND<0.21	ND<0.19	ND<0.20	ND<0.19	ND<0.19	ND<0.19
8270 SPLP mg/L				NT	NT	NT	NT	NT	NT	NT	NT	NT	NT

NOTES:
1. mg/Kg = milligrams per Kilogram (equivalent to parts per million or ppm); mg/L = milligrams per Liter (equivalent to parts per million)
2. NT = Not tested by this analytical method.
3. NE = None Established (Standard).
4. Detections in **BOLD TYPE**, detection limits exceeding criteria are shaded in grey
5. Detections shaded in yellow exceed GA PMC
6. Detections shaded in orange exceed Residential Direct Exposure Criteria (ResDEC)
7. Detections shaded in red exceed Industrial/Commercial Direct Exposure Criteria (I/CDEC)
8. RSR criteria and analytes use the same units (mg/Kg or mg/L).

Table 2 - Soil Analytical Summary, 25 Skinner St., East Hampton, CT

Parameter	RSR DEC		RSR PMC				
	I/C DEC (mg/Kg)	RES DEC (mg/Kg)	GA PMC (mg/L)	Trip Blank	Trip Blank	Trip Blank	Trip Blank
Area of Concern (AOC) / Recognized Environmental Condition (REC) / Historic REC (HREC) / Business Environmental Concern (BEC) / Potential Release Area (PRA) / Release Area (RA)							
Consultant				VHB	VHB	VHB	VHB
Investigation Phase				Supp. P II	Supp. P II	Supp. P II	Supp. P II
Sample Collection Date				12/21/2011	12/22/2011	12/22/2011	12/21/2011
Sample Depth (Ft)				NA	NA	NA	NA
Laboratory Identification Number				11L0797-13	11L0904-03	11L0904-03	11L0859-05
CTDEP ETPH (mg/Kg dry)							
ETPH	2500	500	500	NT	NT	NT	NT
SM 2540G (% Wt)							
% Solids				NT	NT	NT	NT
SW-846 6010C (mg/Kg dry) Metals Digestion							
ANTIMONY	8200	27		NT	NT	NT	NT
Arsenic	10	10		NT	NT	NT	NT
Barium	140000	4700		NT	NT	NT	NT
BERYLLIUM	2	2		NT	NT	NT	NT
Cadmium	1000	34		NT	NT	NT	NT
Chromium, Total	NE	NE		NT	NT	NT	NT
Chromium 6+	100	100		NT	NT	NT	NT
COPPER	76000	2500		NT	NT	NT	NT
LEAD	1000	*400*		NT	NT	NT	NT
Nickel	7500	1400		NT	NT	NT	NT
Silver	10000	340		NT	NT	NT	NT
Vanadium	14000	470		NT	NT	NT	NT
Zinc	610000	20000		NT	NT	NT	NT
SW-846 7471B (mg/Kg dry) Metals Digestion							
Mercury	610	20		NT	NT	NT	NT
SPLP Metals (mg/L)							
ANTIMONY			0.006	NT	NT	NT	NT
Arsenic			0.01	NT	NT	NT	NT
Barium			1	NT	NT	NT	NT
Cadmium			0.005	NT	NT	NT	NT
Chromium, total			0.05	NT	NT	NT	NT
COPPER			1.3	NT	NT	NT	NT
LEAD			0.2	NT	NT	NT	NT
Nickel			0.1	NT	NT	NT	NT
Silver			0.036	NT	NT	NT	NT
THALLIUM			0.005	NT	NT	NT	NT
Zinc			5	NT	NT	NT	NT
SW-846 8082A (mg/Kg dry)	10	1		NT	NT	NT	NT
PCB 1016				NT	NT	NT	NT
PCB 1221				NT	NT	NT	NT
PCB 1232				NT	NT	NT	NT
PCB 1242				NT	NT	NT	NT
PCB 1248				NT	NT	NT	NT
PCB 1254				NT	NT	NT	NT
PCB 1260				NT	NT	NT	NT
PCB 1262				NT	NT	NT	NT
PCB 1268				NT	NT	NT	NT

Parameter	RSR DEC		RSR PMC				
	I/C DEC (mg/Kg)	RES DEC (mg/Kg)	GA PMC (mg/L)	Trip Blank	Trip Blank	Trip Blank	Trip Blank
Area of Concern (AOC) / Recognized Environmental Condition (REC) / Historic REC (HREC) / Business Environmental Concern (BEC) / Potential Release Area (PRA) / Release Area (RA)							
Consultant				VHB	VHB	VHB	VHB
Investigation Phase				Supp. P II	Supp. P II	Supp. P II	Supp. P II
Sample Collection Date				12/21/2011	12/22/2011	12/22/2011	12/21/2011
Sample Depth (Ft)				NA	NA	NA	NA
Laboratory Identification Number				11L0797-13	11L0904-03	11L0904-03	11L0859-05
SW-846 8260C (mg/Kg dry)				ND	ND	ND	ND
ACETONE	1000	500	14	ND<0.10	ND<0.10	ND<0.10	ND<0.10
BENZENE	200	21	0.02	ND<0.0020	ND<0.0020	ND<0.0020	ND<0.0020
N-BUTYLBENZENE	1000	500	1.4	ND<0.0020	ND<0.0020	ND<0.0020	ND<0.0020
SEC-BUTYLBENZENE	1000	500	1.4	ND<0.0020	ND<0.0020	ND<0.0020	ND<0.0020
CHLOROBENZENE	1000	500	2	ND<0.0020	ND<0.0020	ND<0.0020	ND<0.0020
1,4-DICHLOROBENZENE	240	26	1.5	ND<0.0020	ND<0.0020	ND<0.0020	ND<0.0020
1,1-DICHLOROETHANE	1000	500	1.4	ND<0.0020	ND<0.0020	ND<0.0020	ND<0.0020
ETHYLBENZENE	1000	500	10.1	ND<0.0020	ND<0.0020	ND<0.0020	ND<0.0020
ISOPROPYLBENZENE	1000	500	0.6	ND<0.0020	ND<0.0020	ND<0.0020	ND<0.0020
P-ISOPROPYLTOLUENE	1000	500	0.6	ND<0.0020	ND<0.0020	ND<0.0020	ND<0.0020
NAPHTHALENE	2500	1000	5.6	ND<0.0040	ND<0.0040	ND<0.0040	ND<0.0040
N-PROPYLBENZENE	1000	500	1.4	ND<0.0020	ND<0.0020	ND<0.0020	ND<0.0020
STYRENE	1000	500	2	ND<0.0020	ND<0.0020	ND<0.0020	ND<0.0020
TETRACHLOROETHYLENE	110	12	0.1	ND<0.0020	ND<0.0020	ND<0.0020	ND<0.0020
TOLUENE	1000	500	20	ND<0.0020	ND<0.0020	ND<0.0020	ND<0.0020
1,1,1-TRICHLOROETHANE	1000	500	4	ND<0.0020	ND<0.0020	ND<0.0020	ND<0.0020
TRICHLOROETHYLENE	520	56	0.1	ND<0.0020	ND<0.0020	ND<0.0020	ND<0.0020
TRICHLOROFLUOROMETHANE	1000	500	26	ND<0.010	ND<0.010	ND<0.010	ND<0.010
1,2,4-TRIMETHYLBENZENE	1000	500	7	ND<0.0020	ND<0.0020	ND<0.0020	ND<0.0020
1,3,5-TRIMETHYLBENZENE	1000	500	7	ND<0.0020	ND<0.0020	ND<0.0020	ND<0.0020
M/P-XYLENE	1000	500	19.5	ND<0.0040	ND<0.0040	ND<0.0040	ND<0.0040
O-XYLENE	1000	500	19.5	ND<0.0020	ND<0.0020	ND<0.0020	ND<0.0020
SW-846 8270D (mg/Kg dry)				NT	NT	NT	NT
ACENAPHTHENE	2500.00	1000.00	8.40	NT	NT	NT	NT
ACENAPHTHYLENE	2500.00	1000.00	8.40	NT	NT	NT	NT
ANTHRACENE	2500.00	1000.00	40.00	NT	NT	NT	NT
BENZO(A)ANTHRACENE	7.80	1.00	1.00	NT	NT	NT	NT
BENZO(A)PYRENE	1.00	1.00	1.00	NT	NT	NT	NT
BENZO(B)FLUORANTHENE	7.80	1.00	1.00	NT	NT	NT	NT
BENZO(G,H,I)PERYLENE	2500.00	1000.00	4.20	NT	NT	NT	NT
BENZO(K)FLUORANTHENE	78.00	8.40	1.00	NT	NT	NT	NT
BIS(2-ETHYLHEXYL)PHTHALATE	410.00	44.00	1.00	NT	NT	NT	NT
CARBAZOLE	NE	NE	NE	NT	NT	NT	NT
CHRYSENE	780.00	84.00	1.00	NT	NT	NT	NT
DIBENZ(A,H)ANTHRACENE	1.00	1.00	1.00	NT	NT	NT	NT
FLUORANTHENE	2500.00	1000.00	5.60	NT	NT	NT	NT
FLUORENE	2500.00	1000.00	5.60	NT	NT	NT	NT
INDENO(1,2,3-CD)PYRENE	7.80	1.00	1.00	NT	NT	NT	NT
2-METHYLNAPHTHALENE	2500.00	474.00	0.98	NT	NT	NT	NT
NAPHTHALENE	2500.00	1000.00	5.60	NT	NT	NT	NT
PHENANTHRENE	2500.00	1000.00	4.00	NT	NT	NT	NT
PYRENE	2500.00	1000.00	4.00	NT	NT	NT	NT
8270 SPLP mg/L				NT	NT	NT	NT

NOTES:
1. mg/Kg = milligrams per Kilogram (equivalent to parts per million or ppm); mg/L = milligrams per Liter (equivalent to parts per million)
2. NT = Not tested by this analytical method.
3. NE = None Established (Standard).
4. Detections in **BOLD TYPE**, detection limits exceeding criteria are shaded in grey
5. Detections shaded in yellow exceed GA PMC
6. Detections shaded in orange exceed Residential Direct Exposure Criteria (ResDEC)
7. Detections shaded in red exceed Industrial/Commercial Direct Exposure Criteria (I/CDEC)
8. RSR criteria and analytes use the same units (mg/Kg or mg/L).

Table 3
Groundwater Analytical Summary
25 Skinner Street
East Hampton, CT

Parameter	RSR Criteria				Groundwater Analytical Summary, 25 Skinner St., East Hampton, CT - includes Phase II & III Data																	
	GPC	I/C GVC	RES GVC	SWPC	MW-1	MW-1	MW-2	MW-2 DUP	MW-2	MW-3	MW-3	MW-4	MW-5	MW-5	MW-6	MW-6	MW-7	MW-7	MW-7 DUP	MW-8	Trip Blank	Trip Blank
Sampling Date					1/5/2012	7/17/2013	1/5/2012	1/5/2012	7/17/2013	1/5/2012	7/18/2013	7/17/2013	1/5/2012	7/17/2013	1/5/2012	7/17/2013	1/5/2012	7/17/2013	7/17/2013	7/17/2013	7/17/2013	1/5/2012
Laboratory ID Number					12A0156-03	13G0738-01	12A0156-01	12A0156-02	13G0738-02	12A0156-04	13G0738-03	13G0738-04	12A0156-06	13G0738-05	12A0156-07	13G0738-06	12A0156-05	13G0738-07	13G0738-08	13G0738-09	13G0738-10	12A0156-08
CTDEP ETPH (mg/L)																						
ETPH	0.25	0.25	0.25	0.25	ND<0.075	**0.082**	ND<0.075	ND<0.075	ND<0.075	ND<0.075	NT	**7.7**	ND<0.075	ND<0.075	ND<0.075	NT	ND<0.075	NT	NT	**0.21**	NT	NT
SW-846 6020A (µg/L)																						
ANTIMONY	6	NE	NE	86000	ND<5.0	NT	ND<5.0	ND<5.0	NT	ND<5.0	ND<5.0	ND<5.0	ND<5.0	ND<5.0	ND<5.0	ND<5.0	ND<5.0	ND<5.0	ND<5.0	ND<5.0	NT	NT
Arsenic	10	NE	NE	4	**15**	ND<2.0	**6.9**	**7.1**	**43**	**2.5**	ND<2.0	ND<2.0	**8.9**	**13**	ND<2.0	ND<2.0	**4.4**	**26**	**27**	**5.9**	NT	NT
Barium	1000	NE	NE	NE	**130**	**110**	**81**	**78**	**83**	**91**	NT	NT	**59**	NT	ND<50	NT	ND<50	NT	NT	NT	NT	NT
BERYLLIUM	4	NE	NE	4	ND<2.0	NT	ND<2.0	ND<2.0	NT	ND<2.0	ND<2.0	ND<2.0	ND<2.0	ND<2.0	ND<2.0	ND<2.0	ND<2.0	ND<2.0	ND<2.0	ND<2.0	NT	NT
Cadmium	5	NE	NE	6	ND<2.5	NT	ND<2.5	ND<2.5	NT	ND<2.5	ND<2.5	ND<2.5	ND<2.5	ND<2.5	ND<2.5	ND<2.5	ND<2.5	ND<2.5	ND<2.5	ND<2.5	NT	NT
Chromium	100	NE	NE	NE	**12**	NT	ND<5.0	ND<5.0	NT	**7.4**	ND<5.0	ND<5.0	ND<5.0	ND<5.0	ND<5.0	ND<5.0	ND<5.0	**7.7**	**7.9**	**7.9**	NT	NT
Hexavalent Chromium					NT	NT	NT	NT	NT	ND<0.0040	NT	NT	NT	NT	NT	NT	NT	NT	NT	NT	NT	NT
COPPER	1300	NE	NE	48	**31**	NT	ND<25	ND<25	NT	**49**	ND<25	**150**	ND<25	ND<25	ND<25	ND<25	ND<25	ND<25	ND<25	**110**	NT	NT
LEAD	15	NE	NE	13	**8**	NT	ND<5.0	ND<5.0	NT	ND<5.0	ND<5.0	ND<5.0	ND<5.0	ND<5.0	ND<5.0	ND<5.0	ND<5.0	ND<5.0	ND<5.0	**43**	NT	NT
Nickel	100	NE	NE	880	**32**	NT	ND<25	ND<25	NT	ND<25	ND<25	**280**	ND<25	ND<25	ND<25	ND<25	ND<25	ND<25	ND<25	**420**	NT	NT
Selenium	50	NE	NE	50	ND<25	NT	ND<25	ND<25	NT	ND<25	ND<25	ND<25	ND<25	ND<25	ND<25	ND<25	ND<25	ND<25	ND<25	ND<25	NT	NT
Silver	36	NE	NE	12	ND<2.5	NT	ND<2.5	ND<2.5	NT	ND<2.5	ND<2.5	ND<2.5	ND<2.5	ND<2.5	ND<2.5	ND<2.5	ND<2.5	ND<2.5	ND<2.5	ND<2.5	NT	NT
THALLIUM	5	NE	NE	63	ND<1.0	NT	ND<1.0	ND<1.0	NT	ND<1.0	ND<1.0	ND<1.0	ND<1.0	ND<1.0	ND<1.0	ND<1.0	ND<1.0	ND<1.0	ND<1.0	ND<1.0	NT	NT
Vanadium	50	NE	NE	NE	ND<25	NT	ND<25	ND<25	NT	ND<25	NT	NT	ND<25	NT	ND<25	NT	ND<25	NT	NT	NT	NT	NT
Zinc	5000	NE	NE	123	ND<50	NT	ND<50	ND<50	NT	ND<50	ND<50	**190**	ND<50	**54**	ND<50	ND<50	ND<50	ND<50	ND<50	**94**	NT	NT
Mercury by SW-846 7470A (mg/L)	0.002	NE	NE	0.0004	ND<0.00010	NT	ND<0.00010	ND<0.00010	NT	ND<0.00010	ND<0.00010	NT	ND<0.00010	ND<0.00010	ND<0.00010	ND<0.00010	ND<0.00010	ND<0.00010	ND<0.00010	ND<0.00010	NT	NT
SW-846 8260C (µg/L)	TOTAL VOCs >				ND	NT	**0.56**	**0.58**	NT	**1.7**	**8.4**	**530.3**	ND	NT	ND	NT	**2.2**	**0.98**	**2.7**	NT	ND	ND
CHLOROETHANE	NE	29000	12000	NE	ND<0.50	NT	ND<0.50	ND<0.50	NT	ND<0.50	ND<1.0	**2.4**	ND<0.50	NT	ND<0.50	NT	**2.2**	ND<0.50	ND<0.50	NT	ND<0.50	ND<0.50
CHLOROMETHANE	2.7	5500	390	NE	ND<0.50	NT	ND<0.50	ND<0.50	NT	ND<0.50	**8.4**	**3.7**	ND<0.50	NT	ND<0.50	NT	ND<0.50	**0.98**	**2.7**	NT	ND<0.50	ND<0.50
1,1-DICHLOROETHANE	70	41000	3000	NE	ND<0.50	NT	ND<0.50	ND<0.50	NT	**1.7**	ND<0.50	**67**	ND<0.50	NT	ND<0.50	NT	ND<0.50	ND<0.50	ND<0.50	NT	ND<0.50	ND<0.50
1,1-DICHLOROETHYLENE	7	920	190	96	ND<0.50	NT	ND<0.50	ND<0.50	NT	ND<0.50	ND<0.50	**1.8**	ND<0.50	NT	ND<0.50	NT	ND<0.50	ND<0.50	ND<0.50	NT	ND<0.50	ND<0.50
CIS-1,2-DICHLOROETHYLENE	70	11000	830	NE	ND<0.50	NT	ND<0.50	ND<0.50	NT	ND<0.50	ND<0.50	**50**	ND<0.50	NT	ND<0.50	NT	ND<0.50	ND<0.50	ND<0.50	NT	ND<0.50	ND<0.50
TRANS-1,2-DICHLOROETHYLENE	100	13000	1000	NE	ND<1.0	NT	ND<1.0	ND<1.0	NT	ND<1.0	ND<1.0	**1.3**	ND<1.0	NT	ND<1.0	NT	ND<1.0	ND<2.0	ND<2.0	NT	ND<2.0	ND<1.0
MTBE	70	50000	21000	NE	ND<0.50	NT	**0.56**	**0.58**	NT	ND<0.50	ND<0.50	ND<0.50	ND<0.50	NT	ND<0.50	NT	ND<0.50	ND<0.50	ND<0.50	NT	ND<0.50	ND<0.50
TOLUENE	1000	41000	7100	4000000	ND<1.0	NT	ND<1.0	ND<1.0	NT	ND<1.0	ND<1.0	**2.7**	ND<1.0	NT	ND<1.0	NT	ND<1.0	ND<1.0	ND<1.0	NT	ND<1.0	ND<1.0
1,1,1-TRICHLOROETHANE	200	16000	6500	62000	ND<0.50	NT	ND<0.50	ND<0.50	NT	ND<0.50	ND<0.50	**400**	ND<0.50	NT	ND<0.50	NT	ND<0.50	ND<0.50	ND<0.50	NT	ND<0.50	ND<0.50
TRICHLOROETHYLENE	5	67	27	2340	ND<1.0	NT	ND<1.0	ND<1.0	NT	ND<1.0	ND<1.0	**1.4**	ND<1.0	NT	ND<1.0	NT	ND<1.0	ND<1.0	ND<1.0	NT	ND<1.0	ND<1.0
SW-846 8270D (µg/L)	TOTAL PAHs >				**ND**	**ND**	**ND**	**ND**	**ND**	**ND**	NT	**ND**	**ND**	**ND**	**ND**	**ND**	**ND**	NT	NT	**0.24**	NT	NT
PHENANTHRENE	200	NE	NE	0.077	ND<0.050	ND<0.050	ND<0.050	ND<0.050	ND<0.050	ND<0.050	NT	ND<0.050	ND<0.050	ND<0.050	ND<0.050	ND<0.050	ND<0.050	NT	NT	**0.24**	NT	NT

NOTES:
1. Gray Shading indicates that the minimum laboratory reporting limit exceeds one or more of the regulatory criteria.
2. NT = Not tested.
3. NE = None Established
4. For groundwater samples blue values exceed the GPC for the parameter.
5. For water samples green values exceed the SWPCcriteria for the parameter.
6. For water samples red values exceed the Residential or Industrial/Commerical Volatilization Criteria.
7. RSRs criteria are in the same units as the analyte.

Table 5
Soil Validation Summary
25 Skinner Street
East Hampton, CT

Parameter	SAMPLING LOCATION					
	B-100 5ft	B-100 5ft DUP	Relative Percent Difference	B-116/MW-3 2-4ft	B-116/MW-3 2-4ft DUP	Relative Percent Difference
Sampling Date	12/21/2011 8:30:00 AM	12/21/2011 8:45:00 AM		12/21/2011 11:45:00 AM	12/21/2011 12:00:00 PM	
Sample Depth	5- Feet	5- Feet		2-4 Feet	2-4 Feet	
Laboratory Report Number	11L0797	11L0797		11L0859	11L0859	
CTDEP ETPH (mg/Kg dry)						
ETPH	450	310	36.84	41	56	30.93
SM 2540G (% Wt)						
% Solids	88.1	85.3	3.23	74.5	74.0	0.67
SW-846 6010C (mg/Kg dry) Metals Digestion						
ANTIMONY	4.0	3.2	22.22	ND (3.3)	ND (3.3)	
Arsenic	3.7	ND (2.9)	87.38	12	11	8.70
Barium	73	62	16.30	68	64	6.06
BERYLLIUM	ND (0.28)	ND (0.29)		ND (0.33)	ND (0.33)	
Cadmium	0.36	0.33	8.70	0.50	0.49	2.02
Chromium	12	12	0.00	24	27	11.76
COPPER	200	230	13.95	540	460	16.00
LEAD	79	87	9.64	69	62	10.69
Nickel	15	15	0.00	22	23	4.44
Selenium	ND (5.5)	ND (5.8)		ND (6.6)	ND (6.6)	
Silver	2.8	2.2	24.00	1.4	1.2	15.38
THALLIUM	ND (2.8)	ND (2.9)		ND (3.3)	ND (3.3)	
Vanadium	26	25	3.92	49	46	6.32
Zinc	150	150	0.00	460	430	6.74
SW-846 7471B (mg/Kg dry) Metals Digestion						
Mercury	0.076	0.078	2.60	0.11	0.12	8.70
SW-846 8260C (mg/Kg dry)						
ACETONE	ND (0.064)	ND (0.10)		ND (0.092)	ND (0.20)	
ACRYLONITRILE	ND (0.0038)	ND (0.0061)		ND (0.0055)	ND (0.012) *	
BENZENE	ND (0.0013)	ND (0.0020)		ND (0.0018)	ND (0.0040)	
BROMOBENZENE	ND (0.0013)	ND (0.0020)		ND (0.0018)	ND (0.0040)	
BROMODICHLOROMETHANE	ND (0.0013)	ND (0.0020)		ND (0.0018)	ND (0.0040)	
BROMOFORM	ND (0.0013)	ND (0.0020)		ND (0.0018)	ND (0.0040)	
BROMOMETHANE	ND (0.0064)	ND (0.010)		ND (0.0092)	ND (0.020)	
2-BUTANONE (MEK)	ND (0.026)	ND (0.041)		ND (0.037)	ND (0.080)	
N-BUTYLBENZENE	ND (0.0013)	ND (0.0020)		ND (0.0018)	ND (0.0040)	
SEC-BUTYLBENZENE	ND (0.0013)	ND (0.0020)		ND (0.0018)	ND (0.0040)	
TERT-BUTYLBENZENE	ND (0.0013)	ND (0.0020)		ND (0.0018)	ND (0.0040)	
CARBON DISULFIDE	ND (0.0038)	ND (0.0061)		ND (0.0055)	ND (0.012)	
CARBON TETRACHLORIDE	ND (0.0013)	ND (0.0020)		ND (0.0018)	ND (0.0040)	
CHLOROBENZENE	ND (0.0013)	ND (0.0020)		ND (0.0018)	ND (0.0040)	
CHLORODIBROMOMETHANE	ND (0.00064)	ND (0.0010)		ND (0.0018)	ND (0.0040)	
CHLOROETHANE	ND (0.013)	ND (0.020)		ND (0.018)	ND (0.040)	
CHLOROFORM	ND (0.0026)	ND (0.0041)		ND (0.0037)	ND (0.0080)	
CHLOROMETHANE	ND (0.0064)	ND (0.010)		ND (0.0092)	ND (0.020)	
2-CHLOROTOLUENE	ND (0.0013)	ND (0.0020)		ND (0.0018)	ND (0.0040)	
4-CHLOROTOLUENE	ND (0.0013)	ND (0.0020)		ND (0.0018)	ND (0.0040)	
1,2-DIBROMO-3-CHLOROPROPANE	ND (0.0013)	ND (0.0020)		ND (0.0037)	ND (0.0080)	
EDB	ND (0.00064)	ND (0.0010)		ND (0.00092)	ND (0.0020)	
DIBROMOMETHANE	ND (0.0013)	ND (0.0020)		ND (0.0018)	ND (0.0040)	
1,2-DICHLOROBENZENE	ND (0.0013)	ND (0.0020)		ND (0.0018)	ND (0.0040)	
1,3-DICHLOROBENZENE	ND (0.0013)	ND (0.0020)		ND (0.0018)	ND (0.0040)	
1,4-DICHLOROBENZENE	ND (0.0013)	ND (0.0020)		ND (0.0018)	ND (0.0040)	
TRANS-1,4-DICHLORO-2-BUTENE	ND (0.0026)	ND (0.0041)		ND (0.0037)	ND (0.0080)	
DICHLORODIFLUOROMETHANE	ND (0.013)	ND (0.020)		ND (0.018)	ND (0.040)	
1,1-DICHLOROETHANE	ND (0.0013)	ND (0.0020)		ND (0.0018)	ND (0.0040)	
1,2-DICHLOROETHANE	ND (0.0013)	ND (0.0020)		ND (0.0018)	ND (0.0040)	
1,1-DICHLOROETHYLENE	ND (0.0026)	ND (0.0041)		ND (0.0037)	ND (0.0080)	
CIS-1,2-DICHLOROETHYLENE	ND (0.0013)	ND (0.0020)		ND (0.0018)	ND (0.0040)	
TRANS-1,2-DICHLOROETHYLENE	ND (0.0013)	ND (0.0020)		ND (0.0018)	ND (0.0040)	
1,2-DICHLOROPROPANE	ND (0.0013)	ND (0.0020)		ND (0.0018)	ND (0.0040)	
1,3-DICHLOROPROPANE	ND (0.00064)	ND (0.0010)		ND (0.00092)	ND (0.0020)	
2,2-DICHLOROPROPANE	ND (0.0013)	ND (0.0020)		ND (0.0018)	ND (0.0040)	
1,1-DICHLOROPROPENE	ND (0.0013)	ND (0.0020)		ND (0.0018)	ND (0.0040)	
CIS-1,3-DICHLOROPROPENE	ND (0.00064)	ND (0.0010)		ND (0.00092)	ND (0.0020)	
TRANS-1,3-DICHLOROPROPENE	ND (0.00064)	ND (0.0010)		ND (0.00092)	ND (0.0020)	
ETHYLBENZENE	ND (0.0013)	ND (0.0020)		ND (0.0018)	ND (0.0040)	
HEXACHLOROBUTADIENE	ND (0.0013)	ND (0.0020)		ND (0.0018)	ND (0.0040)	
2-HEXANONE	ND (0.013)	ND (0.020)		ND (0.018)	ND (0.040)	
ISOPROPYLBENZENE	ND (0.0013)	ND (0.0020)		ND (0.0018)	ND (0.0040)	
P-ISOPROPYLTOLUENE	ND (0.0013)	ND (0.0020)		ND (0.0018)	ND (0.0040)	
MTBE	ND (0.0026)	ND (0.0041)		ND (0.0037)	ND (0.0080)	
METHYLENE CHLORIDE	ND (0.013)	ND (0.020)		ND (0.018)	ND (0.040)	
MIBK	ND (0.013)	ND (0.020)		ND (0.018)	ND (0.040)	
NAPHTHALENE	ND (0.0026)	ND (0.0041)		ND (0.0037)	ND (0.0080)	
N-PROPYLBENZENE	ND (0.0013)	ND (0.0020)		ND (0.0018)	ND (0.0040)	
STYRENE	ND (0.0013)	ND (0.0020)		ND (0.0018)	ND (0.0040)	
1,1,1,2-TETRACHLOROETHANE	ND (0.0013)	ND (0.0020)		ND (0.0018)	ND (0.0040)	
1,1,2,2-TETRACHLOROETHANE	ND (0.00064)	ND (0.0010)		ND (0.00092)	ND (0.0020)	
TETRACHLOROETHYLENE	ND (0.0013)	ND (0.0020)		ND (0.0018)	ND (0.0040)	
TETRAHYDROFURAN	ND (0.0064)	ND (0.010)		ND (0.0092)	ND (0.020)	
TOLUENE	ND (0.0013)	ND (0.0020)		ND (0.0018)	ND (0.0040)	
1,2,3-TRICHLOROBENZENE	ND (0.0013)	ND (0.0020)		ND (0.0018)	ND (0.0040)	
1,2,4-TRICHLOROBENZENE	ND (0.0013)	ND (0.0020)		ND (0.0018)	ND (0.0040)	
1,1,1-TRICHLOROETHANE	ND (0.0013)	ND (0.0020)		ND (0.0018)	ND (0.0040)	
1,1,2-TRICHLOROETHANE	ND (0.0013)	ND (0.0020)		ND (0.0018)	ND (0.0040)	
TRICHLOROETHYLENE	ND (0.0013)	ND (0.0020)		ND (0.0018)	ND (0.0040)	
TRICHLOROFLUOROMETHANE	ND (0.0064)	ND (0.010)		ND (0.0092)	ND (0.020)	
1,2,3-TRICHLOROPROPANE	ND (0.0013)	ND (0.0020)		ND (0.0018)	ND (0.0040)	
1,1,2-TRICHLORO-1,2,2-TRIFLUOROETHANE	ND (0.0064)	ND (0.010)		ND (0.0092)	ND (0.020)	
1,2,4-TRIMETHYLBENZENE	ND (0.0013)	ND (0.0020)		ND (0.0018)	ND (0.0040)	
1,3,5-TRIMETHYLBENZENE	ND (0.0013)	ND (0.0020)		ND (0.0018)	ND (0.0040)	
VINYL CHLORIDE	ND (0.0064)	ND (0.010)		ND (0.0092)	ND (0.020)	
M/P-XYLENE	ND (0.0026)	ND (0.0041)		ND (0.0037)	ND (0.0080)	
O-XYLENE	ND (0.0013)	ND (0.0020)		ND (0.0018)	ND (0.0040)	
SW-846 8270D (mg/Kg dry)						
ACENAPHTHENE	ND (0.19)	ND (0.20)		ND (0.23)	ND (0.23)	
ACENAPHTHYLENE	0.78	0.77	1.29	ND (0.23)	ND (0.23)	
ANTHRACENE	0.28	0.31	10.17	ND (0.23)	ND (0.23)	
BENZO(A)ANTHRACENE	1.7	2.0	16.22	ND (0.23)	ND (0.23)	
BENZO(A)PYRENE	1.6	2.1	27.03	ND (0.23)	ND (0.23)	
BENZO(B)FLUORANTHENE	1.8	2.3	24.39	ND (0.23)	ND (0.23)	
BENZO(G,H,I)PERYLENE	1.5	1.5	0.00	ND (0.23)	ND (0.23)	
BENZO(K)FLUORANTHENE	0.45	0.76	51.24	ND (0.23)	ND (0.23)	
CHRYSENE	2.3	2.8	19.61	ND (0.23)	ND (0.23)	
DIBENZ(A,H)ANTHRACENE	0.36	0.43	17.72	ND (0.23)	ND (0.23)	
FLUORANTHENE	2.5	2.7	7.69	ND (0.23)	ND (0.23)	
FLUORENE	ND (0.19)	0.23	83.08	ND (0.23)	ND (0.23)	
INDENO(1,2,3-CD)PYRENE	1.5	1.7	12.50	ND (0.23)	ND (0.23)	
2-METHYLNAPHTHALENE	ND (0.19)	ND (0.20)		ND (0.23)	ND (0.23)	
NAPHTHALENE	ND (0.19)	ND (0.20)		ND (0.23)	ND (0.23)	
PHENANTHRENE	1.6	2.2	31.58	ND (0.23)	ND (0.23)	
PYRENE	3.9	3.6	8.00	ND (0.23)	ND (0.23)	

NOTES:

Table 5
Phase III ESA Soil Validation Summary
25 Skinner Street
East Hampton, CT

Parameter	SAMPLING LOCATION					
	SS-B	SS-B'	Relative Percent Difference	SS-C	SS-C'	Relative Percent Difference
Sampling Date	7/11/2013	7/11/2013		7/11/2013	7/11/2013	
Sample Depth	0.5	0.5		0.5	0.5	
Laboratory Report Number	13G0469-06	13G0469-06		13G0469-07	13G0469-07	
CTDEP ETPH (mg/Kg dry)						
ETPH	6100	NT		820	NT	
SM 2540G (% Wt)						
% Solids	50	50	0.00	78.2	78.2	0.00
SW-846 6010C (mg/Kg dry) Metals Digestion						
ANTIMONY	ND<98	NT		ND<3.1	NT	
Arsenic	ND<4.9	NT		ND<3.1	NT	
Barium	NT	NT		NT	NT	
BERYLLIUM	ND<0.49	NT		ND<0.31	NT	
Cadmium	ND<0.49	NT		ND<0.31	NT	
Chromium	96	NT		14	NT	
COPPER	290	NT		340	NT	
LEAD	410	NT		100	NT	
Nickel	120	NT		33	NT	
Selenium	ND<9.8	NT		ND<6.3	NT	
Silver	10	NT		ND<0.63	NT	
THALLIUM	ND<24	NT		ND<3.1	NT	
Vanadium	NT	NT		NT	NT	
Zinc	280	NT		300	NT	
SW-846 7471B (mg/Kg dry) Metals Digestion						
Mercury	0.18	NT		0.076	NT	
SW-846 8260C (mg/Kg dry)		1/2 DL (ND<0.21)				
ACETONE	0.24	0.105	78.26	ND<0.088	NT	
ACRYLONITRILE	ND<0.011	ND<0.0012		ND<0.0053	NT	
BENZENE	ND<0.0036	ND<0.0041		ND<0.0018	NT	
BROMOBENZENE	ND<0.0041	ND<0.0036		ND<0.0018	NT	
BROMODICHLOROMETHANE	ND<0.0036	ND<0.0041		ND<0.0018	NT	
BROMOFORM	ND<0.0041	ND<0.0036		ND<0.0088	NT	
BROMOMETHANE	ND<0.0021	ND<0.0018		ND<0.0088	NT	
2-BUTANONE (MEK)	ND<0.073	ND<0.082		ND<0.035	NT	
N-BUTYLBENZENE	ND<0.0041	ND<0.0036		ND<0.0018	NT	
SEC-BUTYLBENZENE	ND<0.0036	ND<0.0041		ND<0.0018	NT	
TERT-BUTYLBENZENE	ND<0.0036	ND<0.0041		ND<0.0018	NT	
CARBON DISULFIDE	ND<0.0041	ND<0.0036		ND<0.018	NT	
CARBON TETRACHLORIDE	ND<0.0041	ND<0.0036		ND<0.0018	NT	
CHLOROBENZENE	ND<0.0041	ND<0.0036		ND<0.0018	NT	
CHLORODIBROMOMETHANE	ND<0.082	ND<0.073		ND<0.0035	NT	
CHLOROETHANE	ND<0.0041	ND<0.0036		ND<0.018	NT	
CHLOROFORM	ND<0.0082	ND<0.0073		ND<0.0035	NT	
CHLOROMETHANE	ND<0.021	ND<0.018		ND<0.0088	NT	
2-CHLOROTOLUENE	ND<0.0036	ND<0.0041		ND<0.0018	NT	
4-CHLOROTOLUENE	ND<0.0036	ND<0.0041		ND<0.0018	NT	
1,2-DIBROMO-3-CHLOROPROPANE	ND<0.0036	ND<0.0041		ND<0.0018	NT	
EDB	ND<0.0018	ND<0.0021		ND<0.00088	NT	
DIBROMOMETHANE	ND<0.0041	ND<0.0036		ND<0.0018	NT	
1,2-DICHLOROBENZENE	ND<0.0036	ND<0.0041		ND<0.0018	NT	
1,3-DICHLOROBENZENE	ND<0.0036	ND<0.0041		ND<0.0018	NT	
1,4-DICHLOROBENZENE	ND<0.0036	ND<0.0041		ND<0.0018	NT	
TRANS-1,4-DICHLORO-2-BUTENE	ND<0.0082	ND<0.0073		ND<0.0035	NT	
DICHLORODIFLUOROMETHANE	ND<0.041	ND<0.036		ND<0.018	NT	
1,1-DICHLOROETHANE	ND<0.0036	ND<0.0041		ND<0.0018	NT	
1,2-DICHLOROETHANE	ND<0.0036	ND<0.0041		ND<0.0018	NT	
1,1-DICHLOROETHYLENE	ND<0.0073	ND<0.0082		ND<0.0035	NT	
CIS-1,2-DICHLOROETHYLENE	ND<0.0041	ND<0.0036		ND<0.0018	NT	
TRANS-1,2-DICHLOROETHYLENE	ND<0.0041	ND<0.0036		ND<0.0018	NT	
1,2-DICHLOROPROPANE	ND<0.0036	ND<0.0041		ND<0.0018	NT	
1,3-DICHLOROPROPANE	ND<0.0018	ND<0.0021		ND<0.00088	NT	
2,2-DICHLOROPROPANE	ND<0.0041	ND<0.0036		ND<0.0018	NT	
1,1-DICHLOROPROPENE	ND<0.0036	ND<0.0041		ND<0.0018	NT	
CIS-1,3-DICHLOROPROPENE	ND<0.0021	ND<0.0018		ND<0.00088	NT	
TRANS-1,3-DICHLOROPROPENE	ND<0.0018	ND<0.0021		ND<0.00088	NT	
ETHYLBENZENE	ND<0.0041	ND<0.0036		ND<0.0018	NT	
HEXACHLOROBUTADIENE	ND<0.0041	ND<0.0036		ND<0.0018	NT	
2-HEXANONE	ND<0.073	ND<0.082		ND<0.035	NT	
ISOPROPYLBENZENE	ND<0.0041	ND<0.0036		ND<0.0018	NT	
P-ISOPROPYLTOLUENE	ND<0.0036	ND<0.0041		ND<0.0018	NT	
MTBE	ND<0.0082	ND<0.0073		ND<0.0035	NT	
METHYLENE CHLORIDE	ND<0.0041	ND<0.0036		ND<0.018	NT	
MIBK	ND<0.073	ND<0.082		ND<0.035	NT	
NAPHTHALENE	ND<0.0082	ND<0.0073		ND<0.0035	NT	
N-PROPYLBENZENE	ND<0.0041	ND<0.0036		ND<0.0018	NT	
STYRENE	ND<0.0036	ND<0.0041		ND<0.0018	NT	
1,1,1,2-TETRACHLOROETHANE	ND<0.0041	ND<0.0036		ND<0.0018	NT	
1,1,2,2-TETRACHLOROETHANE	ND<0.0021	ND<0.0018		ND<0.00088	NT	
TETRACHLOROETHYLENE	ND<0.0036	ND<0.0041		ND<0.0018	NT	
TETRAHYDROFURAN	ND<0.018	ND<0.021		ND<0.0088	NT	
TOLUENE	ND<0.0036	ND<0.0041		ND<0.0018	NT	
1,2,3-TRICHLOROBENZENE	ND<0.0036	ND<0.0041		ND<0.0018	NT	
1,2,4-TRICHLOROBENZENE	ND<0.0036	ND<0.0041		ND<0.0018	NT	
1,1,1-TRICHLOROETHANE	ND<0.0041	ND<0.0036		ND<0.0018	NT	
1,1,2-TRICHLOROETHANE	ND<0.0041	ND<0.0036		ND<0.0018	NT	
TRICHLOROETHYLENE	ND<0.0036	ND<0.0041		ND<0.0018	NT	
TRICHLOROFLUOROMETHANE	ND<0.018	ND<0.021		ND<0.0088	NT	
1,2,3-TRICHLOROPROPANE	ND<0.0036	ND<0.0041		ND<0.0018	NT	
1,1,2-TRICHLORO-1,2,2-TRIFLUOROETHANE	ND<0.021	ND<0.018		ND<0.0088	NT	
1,2,4-TRIMETHYLBENZENE	ND<0.0036	ND<0.0041		ND<0.0018	NT	
1,3,5-TRIMETHYLBENZENE	ND<0.0036	ND<0.0041		ND<0.0018	NT	
VINYL CHLORIDE	ND<0.018	ND<0.021		ND<0.0088	NT	
M/P-XYLENE	ND<0.0082	ND<0.0073		ND<0.0035	NT	
O-XYLENE	ND<0.0041	ND<0.0036		ND<0.0018	NT	
SW-846 8270D (mg/Kg dry)						
ACENAPHTHENE	ND<1.4	NT		ND<0.22	ND<0.43	
ACENAPHTHYLENE	ND<1.4	NT		ND<0.43	0.79	
ANTHRACENE	ND<1.4	NT		0.44	ND<0.43	
BENZO(A)ANTHRACENE	2.9	NT		2.2	1.9	14.63
BENZO(A)PYRENE	6	NT		2.2	2.5	12.77
BENZO(B)FLUORANTHENE	15	NT		3.5	3.1	12.12
BENZO(G,H,I)PERYLENE	5.6	NT		1.4	1.1	24.00
BENZO(K)FLUORANTHENE	5	NT		1.3	1.2	8.00
CHRYSENE	5.6	NT		2.5	2.3	8.33
DIBENZ(A,H)ANTHRACENE	1.5	NT		ND<0.43	0.34	
FLUORANTHENE	4.4	NT		5.1	6.4	22.61
FLUORENE	ND<1.4	NT		ND<0.22	ND<0.43	
INDENO(1,2,3-CD)PYRENE	7.1	NT		1.5	1.2	22.22
2-METHYLNAPHTHALENE	ND<1.4	NT		ND<0.22	ND<0.43	
NAPHTHALENE	ND<1.4	NT		ND<0.22	ND<0.43	
PHENANTHRENE	1.4	NT		2.5	2.3	8.33
PYRENE	3.8	NT		5.1	3.9	26.67

NOTES:

Table 6
Groundwater Validation Summary
25 Skinner Street
East Hampton, CT

Parameter	Sampling Location		Relative Percent Difference
	MW-2	MW-2 DUP	
Sampling Date	1/5/2012 9:30:00 AM	1/5/2012 9:45:00 AM	
Sample Depth	0- Feet	0- Feet	
Laboratory Report Number	12A0156	12A0156	
CTDEP ETPH (mg/L)			
ETPH	ND (0.075)	ND (0.075)	
SW-846 6020A (µg/L)			
ANTIMONY	ND (5.0)	ND (5.0)	
Arsenic	6.9	7.1	2.86
Barium	81	78	3.77
BERYLLIUM	ND (2.0) *	ND (2.0) *	
Cadmium	ND (2.5) *	ND (2.5) *	
Chromium	ND (5.0)	ND (5.0)	
COPPER	ND (25) *	ND (25) *	
LEAD	ND (5.0) *	ND (5.0) *	
Nickel	ND (25)	ND (25)	
Selenium	ND (25) *	ND (25) *	
Silver	ND (2.5) *	ND (2.5) *	
THALLIUM	ND (1.0)	ND (1.0)	
Vanadium	ND (25)	ND (25)	
Zinc	ND (50)	ND (50)	
SW-846 7470A (mg/L)			
Mercury	ND (0.00010) *	ND (0.00010) *	
SW-846 8260C (µg/L)			
ACETONE	ND (5.0)	ND (5.0)	
ACRYLONITRILE	ND (2.0) *	ND (2.0) *	
BENZENE	ND (0.50)	ND (0.50)	
BROMOBENZENE	ND (0.50)	ND (0.50)	
BROMODICHLOROMETHANE	ND (0.50)	ND (0.50)	
BROMOFORM	ND (0.50)	ND (0.50)	
BROMOMETHANE	ND (0.50)	ND (0.50)	
2-BUTANONE (MEK)	ND (5.0)	ND (5.0)	
N-BUTYLBENZENE	ND (1.0)	ND (1.0)	
SEC-BUTYLBENZENE	ND (1.0)	ND (1.0)	
TERT-BUTYLBENZENE	ND (1.0)	ND (1.0)	
CARBON DISULFIDE	ND (5.0)	ND (5.0)	
CARBON TETRACHLORIDE	ND (0.50) *	ND (0.50) *	
CHLOROBENZENE	ND (0.50)	ND (0.50)	
CHLORODIBROMOMETHANE	ND (0.50) *	ND (0.50) *	
CHLOROETHANE	ND (0.50)	ND (0.50)	
CHLOROFORM	ND (0.50)	ND (0.50)	
CHLOROMETHANE	ND (0.50)	ND (0.50)	
2-CHLOROTOLUENE	ND (0.50)	ND (0.50)	
4-CHLOROTOLUENE	ND (0.50)	ND (0.50)	
1,2-DIBROMO-3-CHLOROPROPANE	ND (1.0)	ND (1.0)	
EDB	ND (0.50)	ND (0.50)	
DIBROMOMETHANE	ND (0.50)	ND (0.50)	
1,2-DICHLOROBENZENE	ND (0.50)	ND (0.50)	
1,3-DICHLOROBENZENE	ND (0.50)	ND (0.50)	
1,4-DICHLOROBENZENE	ND (0.50)	ND (0.50)	
TRANS-1,4-DICHLORO-2-BUTENE	ND (2.0)	ND (2.0)	
DICHLORODIFLUOROMETHANE	ND (0.50)	ND (0.50)	
1,1-DICHLOROETHANE	ND (0.50)	ND (0.50)	
1,2-DICHLOROETHANE	ND (0.50) *	ND (0.50) *	
1,1-DICHLOROETHYLENE	ND (0.50) *	ND (0.50) *	
CIS-1,2-DICHLOROETHYLENE	ND (0.50)	ND (0.50)	
TRANS-1,2-DICHLOROETHYLENE	ND (1.0)	ND (1.0)	
1,2-DICHLOROPROPANE	ND (0.50)	ND (0.50)	
1,3-DICHLOROPROPANE	ND (0.50)	ND (0.50)	
2,2-DICHLOROPROPANE	ND (0.50)	ND (0.50)	
1,1-DICHLOROPROPENE	ND (0.50)	ND (0.50)	
CIS-1,3-DICHLOROPROPENE	ND (0.50)	ND (0.50)	
TRANS-1,3-DICHLOROPROPENE	ND (0.50)	ND (0.50)	
ETHYLBENZENE	ND (0.50)	ND (0.50)	
HEXACHLOROBUTADIENE	ND (0.40)	ND (0.40)	
2-HEXANONE	ND (5.0)	ND (5.0)	
ISOPROPYLBENZENE	ND (0.50)	ND (0.50)	
P-ISOPROPYLTOLUENE	ND (0.50)	ND (0.50)	
MTBE	0.56	0.58	3.51
METHYLENE CHLORIDE	ND (5.0) *	ND (5.0) *	
MIBK	ND (5.0)	ND (5.0)	
NAPHTHALENE	ND (2.0)	ND (2.0)	
N-PROPYLBENZENE	ND (1.0)	ND (1.0)	
STYRENE	ND (1.0)	ND (1.0)	
1,1,1,2-TETRACHLOROETHANE	ND (1.0)	ND (1.0)	
1,1,2,2-TETRACHLOROETHANE	ND (0.50) *	ND (0.50) *	
TETRACHLOROETHYLENE	ND (1.0) *	ND (1.0) *	
TETRAHYDROFURAN	ND (10)	ND (10)	
TOLUENE	ND (1.0)	ND (1.0)	
1,2,3-TRICHLOROBENZENE	ND (0.50)	ND (0.50)	
1,2,4-TRICHLOROBENZENE	ND (0.50)	ND (0.50)	
1,1,1-TRICHLOROETHANE	ND (0.50)	ND (0.50)	
1,1,2-TRICHLOROETHANE	ND (0.50)	ND (0.50)	
TRICHLOROETHYLENE	ND (1.0)	ND (1.0)	
TRICHLOROFLUOROMETHANE	ND (2.0)	ND (2.0)	
1,2,3-TRICHLOROPROPANE	ND (0.50)	ND (0.50)	
1,1,2-TRICHLORO-1,2,2-TRIFLUOROETHANE	ND (0.50)	ND (0.50)	
1,2,4-TRIMETHYLBENZENE	ND (0.50)	ND (0.50)	
1,3,5-TRIMETHYLBENZENE	ND (0.50)	ND (0.50)	
VINYL CHLORIDE	ND (1.0)	ND (1.0)	
M/P-XYLENE	ND (2.0)	ND (2.0)	
O-XYLENE	ND (1.0)	ND (1.0)	
SW-846 8270D (µg/L)			
ACENAPHTHENE	ND (0.30)	ND (0.30)	
ACENAPHTHYLENE	ND (0.30)	ND (0.30)	
ANTHRACENE	ND (0.20)	ND (0.20)	
BENZO(A)ANTHRACENE	ND (0.050) *	ND (0.050) *	
BENZO(A)PYRENE	ND (0.10) *	ND (0.10) *	
BENZO(B)FLUORANTHENE	ND (0.050) *	ND (0.050) *	
BENZO(G,H,I)PERYLENE	ND (0.50) *	ND (0.50) *	
BENZO(K)FLUORANTHENE	ND (0.20) *	ND (0.20) *	
CHRYSENE	ND (0.20)	ND (0.20)	
DIBENZ(A,H)ANTHRACENE	ND (0.20) *	ND (0.20) *	
FLUORANTHENE	ND (0.50)	ND (0.50)	
FLUORENE	ND (1.0)	ND (1.0)	
INDENO(1,2,3-CD)PYRENE	ND (0.20) *	ND (0.20) *	
2-METHYLNAPHTHALENE	ND (1.0)	ND (1.0)	
NAPHTHALENE	ND (1.0)	ND (1.0)	
PHENANTHRENE	ND (0.050)	ND (0.050)	
PYRENE	ND (1.0)	ND (1.0)	

NOTES:

Table 6
Phase III ESA Groundwater Validation Summary
25 Skinner Street
East Hampton, CT

Parameter	Sampling Location		Relative Percent Difference
	MW-7	MW-7 DUP	
Sampling Date	7/17/2013	7/17/2013	
Sample Depth			
Laboratory Report Number	13G0738-07	13G0738-08	
CTDEP ETPH (mg/L)			
ETPH	NT	NT	
SW-846 6020A (µg/L)			
ANTIMONY	ND<5.0	ND<5.0	
Arsenic	26	27	3.77
Barium	NT	NT	
BERYLLIUM	ND<2.0	ND<2.0	
Cadmium	ND<2.5	ND<2.5	
Chromium	7.7	7.9	2.56
COPPER	ND<25	ND<25	
LEAD	ND<5.0	ND<5.0	
Nickel	ND<25	ND<25	
Selenium	ND<25	ND<25	
Silver	ND<2.5	ND<2.5	
THALLIUM	ND<1.0	ND<1.0	
Vanadium	NT	NT	
Zinc	ND<50	ND<50	
SW-846 7470A (mg/L)			
Mercury	ND<0.00010	ND<0.00010	
SW-846 8260C (µg/L)			
ACETONE	ND<20	ND<20	
ACRYLONITRILE	ND<2.0	ND<2.0	
BENZENE	ND<0.50	ND<0.50	
BROMOBENZENE	ND<0.50	ND<0.50	
BROMODICHLOROMETHANE	ND<1.0	ND<1.0	
BROMOFORM	ND<0.50	ND<0.50	
BROMOMETHANE	ND<1.0	ND<1.0	
2-BUTANONE (MEK)	ND<5.0	ND<5.0	
N-BUTYLBENZENE	ND<1.0	ND<1.0	
SEC-BUTYLBENZENE	ND<1.0	ND<1.0	
TERT-BUTYLBENZENE	ND<1.0	ND<1.0	
CARBON DISULFIDE	ND<5.0	ND<5.0	
CARBON TETRACHLORIDE	ND<0.50	ND<0.50	
CHLOROBENZENE	ND<0.50	ND<0.50	
CHLORODIBROMOMETHANE	ND<0.50	ND<0.50	
CHLOROETHANE	ND<0.50	ND<0.50	
CHLOROFORM	ND<0.50	ND<0.50	
CHLOROMETHANE	0.98	2.7	93.48
2-CHLOROTOLUENE	ND<0.50	ND<0.50	
4-CHLOROTOLUENE	ND<0.50	ND<0.50	
1,2-DIBROMO-3-CHLOROPROPANE	ND<2.0	ND<2.0	
EDB	ND<0.50	ND<0.50	
DIBROMOMETHANE	ND<0.50	ND<0.50	
1,2-DICHLOROBENZENE	ND<0.50	ND<0.50	
1,3-DICHLOROBENZENE	ND<0.50	ND<0.50	
1,4-DICHLOROBENZENE	ND<0.50	ND<0.50	
TRANS-1,4-DICHLORO-2-BUTENE	ND<2.0	ND<2.0	
DICHLORODIFLUOROMETHANE	ND<0.50	ND<0.50	
1,1-DICHLOROETHANE	ND<0.50	ND<0.50	
1,2-DICHLOROETHANE	ND<0.50	ND<0.50	
1,1-DICHLOROETHYLENE	ND<0.50	ND<0.50	
CIS-1,2-DICHLOROETHYLENE	ND<0.50	ND<0.50	
TRANS-1,2-DICHLOROETHYLENE	ND<2.0	ND<2.0	
1,2-DICHLOROPROPANE	ND<0.50	ND<0.50	
1,3-DICHLOROPROPANE	ND<0.50	ND<0.50	
2,2-DICHLOROPROPANE	ND<0.50	ND<0.50	
1,1-DICHLOROPROPENE	ND<0.50	ND<0.50	
CIS-1,3-DICHLOROPROPENE	ND<1.0	ND<1.0	
TRANS-1,3-DICHLOROPROPENE	ND<2.0	ND<2.0	
ETHYLBENZENE	ND<0.50	ND<0.50	
HEXACHLOROBUTADIENE	ND<0.40	ND<0.40	
2-HEXANONE	ND<5.0	ND<5.0	
ISOPROPYLBENZENE	ND<0.50	ND<0.50	
P-ISOPROPYLTOLUENE	ND<0.50	ND<0.50	
MTBE	ND<0.50	ND<0.50	
METHYLENE CHLORIDE	ND<5.0	ND<5.0	
MIBK	ND<5.0	ND<5.0	
NAPHTHALENE	ND<2.0	ND<2.0	
N-PROPYLBENZENE	ND<1.0	ND<1.0	
STYRENE	ND<1.0	ND<1.0	
1,1,1,2-TETRACHLOROETHANE	ND<1.0	ND<1.0	
1,1,2,2-TETRACHLOROETHANE	ND<0.50	ND<0.50	
TETRACHLOROETHYLENE	ND<1.0	ND<1.0	
TETRAHYDROFURAN	ND<10	ND<10	
TOLUENE	ND<1.0	ND<1.0	
1,2,3-TRICHLOROBENZENE	ND<2.0	ND<2.0	
1,2,4-TRICHLOROBENZENE	ND<0.50	ND<0.50	
1,1,1-TRICHLOROETHANE	ND<0.50	ND<0.50	
1,1,2-TRICHLOROETHANE	ND<0.50	ND<0.50	
TRICHLOROETHYLENE	ND<1.0	ND<1.0	
TRICHLOROFLUOROMETHANE	ND<2.0	ND<2.0	
1,2,3-TRICHLOROPROPANE	ND<1.0	ND<1.0	
1,1,2-TRICHLORO-1,2,2-TRIFLUOROETHANE	ND<0.50	ND<0.50	
1,2,4-TRIMETHYLBENZENE	ND<0.50	ND<0.50	
1,3,5-TRIMETHYLBENZENE	ND<0.50	ND<0.50	
VINYL CHLORIDE	ND<1.0	ND<1.0	
M/P-XYLENE	ND<2.0	ND<2.0	
O-XYLENE	ND<1.0	ND<1.0	
SW-846 8270D (µg/L)			
ACENAPHTHENE	NT	NT	
ACENAPHTHYLENE	NT	NT	
ANTHRACENE	NT	NT	
BENZO(A)ANTHRACENE	NT	NT	
BENZO(A)PYRENE	NT	NT	
BENZO(B)FLUORANTHENE	NT	NT	
BENZO(G,H,I)PERYLENE	NT	NT	
BENZO(K)FLUORANTHENE	NT	NT	
CHRYSENE	NT	NT	
DIBENZ(A,H)ANTHRACENE	NT	NT	
FLUORANTHENE	NT	NT	
FLUORENE	NT	NT	
INDENO(1,2,3-CD)PYRENE	NT	NT	
2-METHYLNAPHTHALENE	NT	NT	
NAPHTHALENE	NT	NT	
PHENANTHRENE	NT	NT	
PYRENE	NT	NT	

NOTES:

Table 6: Industrial/Commercial Direct Exposure Criteria Exceedances Summary
Epoch Arts (former Brookside Property) 25 Skinner Street, East Hampton, CT

REC	Description	I/C DEC Exceedances						Recommended Remedial Activity
		Total Metals	Leachable Metals*	ETPH (Exceeds 2,500 mg/Kg)	PAHs	VOCs	PCBs	
RECs 1A-1F	Loading Docks and Overhead Doors	As, Cu, Pb 2-4'	Sb, As, Cu, Ni 1'-6'	3300 mg/Kg @ B-108, 4'	1'-5'	Low chlorobenzene, PCE, Freon detected but no exceedances	No PCBs detected	Excavate "hot spot" soils > I/C DEC to 2' and pave 3", post-ex sampling & analysis, Record ELUR with polluted fill variance, Complete GW Monitoring Program
REC 2	Elevator Shaft and Pit	As, Cu, Pb 1.4'	Not Tested	No Exceedances	Not Tested	Low TCE detection, no exceedance	No PCBs detected	Already inaccessible and isolated, work on depth variance and Record ELUR with polluted fill variance
REC 3	Potential Discharge Pipes adjacent to Creek	As, Pb 0.5'	No Exceedances	6100 mg/Kg @ SS-B	0.5' @ SS-B, SS-C & SS-D	Low acetone detection, no exceedances	0.7 mg/Kg Total PCBs detected at SS-B, no exceedances	Excavate "hot spot" soils > I/C DEC to 2' and pave 3" or excavate to 4', post-ex sampling & analysis, Record ELUR with polluted fill variance, Complete GW Monitoring Program
REC 4	Interior Floor Drains and Trenches	Cu, Pb 0.5'-2'	Pb @ FD-4, 0.5'	59,000 mg/Kg @ B-112	Detections but no exceedances	Low naphthalene, PCE, 1,1,1-TCA, Freon detections, no exceedances	No PCBs detected	Excavate "hot spot" soils at trench to > I/C DEC to 2' and cap with 6" concrete, post-ex sampling & analysis, Record ELUR with polluted fill variance, Complete GW Monitoring Program
REC 5	Potential Material Storage Area	As, Cu, Pb 0.5'-4'	Cu 0.5'	No Exceedances	HA-3, 3'-4' only exceedance out of 10 samples	No VOCs detected	No PCBs detected	Excavate "hot spot" soils > I/C DEC to 2' and pave 3" or excavate to 4', post-ex sampling & analysis, Record ELUR with polluted fill variance, Complete GW Monitoring Program
REC 6	Discolored Soil and Void Area (Septic Tank)	As, Pb, Ni 0-2'	Cd, Ni 1'-2'	No Exceedances (except tank contents)	No Exceedances	Low Total Xylenes detected, no exceedances	Total PCBs detected at 0.16 to 0.58 mg/Kg in B-119, 1.5' and B-120, 2'; no exceedances	Excavate septic tank and contents as well as "hot spot" soils > I/C DEC to 2' and pave 3" or excavate to 4', post-ex sampling & analysis, Record ELUR with polluted fill variance, Complete GW Monitoring Program
REC 7	Underground Storage Tank	As, Be 2'-5'	No Exceedances	No Exceedances	No Detections	Low chlorobenzene, isopropylbenzene detections, no exceedances	Not Tested	VHB is on-call for UST closure sampling services
REC 8	Former Drummed Waste Storage Area	Detections but no exceedances	No Detections	No Detections	No Detections	Low TCE detection, no exceedance	No PCBs detected	No remedial activity required
REC 9	Reported Floor Drain	See REC 4 Above						
REC 10	Aboveground Storage Tanks (ASTs, 6)	Detections but no exceedances	No Exceedances	5100 mg/Kg @ AST-1, 0.5'	Detections but no exceedances	No VOCs detected	No PCBs detected	Already inaccessible and isolated, work on depth variance and Record ELUR with polluted fill variance
REC 11	Partially Buried Drums	Detections but no exceedances	Not Tested	Detections but no exceedances	No Detections	No VOCs detected	Not Tested	Excavate drums, post-ex sampling & analysis
REC 12A & 12B	Pad-mounted(A) & Pole-mounted(B) Transformers	Detections but no exceedances	Not Tested	Detections but no exceedances	No Detections	Low n-butylbenzene, sec-butylbenzene, p-isopropyltouene, naphthalene, 1,2,4-trimethylbenzene detections, no exceedances	No PCBs detected	Pave 3", Record ELUR
REC 13	Potential Asbestos-Containing Floor Tile	Not investigated						
REC 14	Potential Lead-Based Paint	Not investigated						
REC 15	Potential Contaminated Sediment	Not investigated						
REC 16	Potential Off-Site Upgradient Sources	Detections but no exceedances	Not Tested	Detections but no exceedances	Detections but no exceedances	No VOCs detected	Not Tested	No remedial activity required
REC 17	Site-Wide Fill	Exceedances Detailed Above	Exceedances Detailed Above	Exceedances Detailed Above	Exceedances Detailed Above	No Exceedances	No Exceedances	Record ELUR with polluted fill variance, make impacted soils inaccessible and isolated, complete Groundwater Monitoring Program
REC 18	Concrete Pad	Detections but no exceedances	Sb, As, Zn 0-6'	3,200 mg/Kg @ B-130, 4'	B-130, 4'	No Detections	Not Tested	Excavate "hot spot" soils at pad to > I/C DEC to 2' and cap with 6" concrete or to 4', post-ex sampling & analysis, Record ELUR with polluted fill variance, Complete GW Monitoring Program
REC 19	Site-wide Groundwater	As, Cu, Ni, Zn GPC & SWPC Exceedances	Dissolved Metals Not Tested	No Exceedances	Phenanthrene @ MW-8 = 0.24 mg/L	Chloromethane @ MW-3 = 8.4 ug/L, exceeds GPC of 2.7 ug/L	Not Tested	Collect 4 consecutive quarters of groundwater samples, analyze for contaminants of concern, collect hydrogeologic parameters such as hydraulic conductivity to utilize alternatives equations

* Leachable metals do not exceed I/C DEC, they exceed GAPMC

Appendix A
Limitations

- This report has been prepared for the sole and exclusive use of the Town of East Hampton (Client) and Epoch Arts (Certifying Party) and is subject to and issued in connection with the Agreement and the provisions thereof. Any use or reliance upon information provided in this report, without the specific written authorization of Client and VHB, shall be at User's sole risk.

- In conducting this assessment, VHB has obtained and relied upon information from multiple sources to form certain conclusions regarding potential environmental issues at and in the vicinity of the subject property. Except as otherwise noted, no attempt has been made to verify the accuracy or completeness of such information.

- The objectives of the assessment described in this report were to assess the physical characteristics of the subject property with respect to overt evidence of past or present use, storage, and/or disposal of oil or hazardous materials, as defined in applicable state and federal environmental laws and regulations, and to gather information regarding current and past operations and environmental conditions at and in the vicinity of the subject property.

- The assessment presented in this report is based solely upon information gathered to date. Should further environmental or other relevant information be developed at a later date, Client should bring the information to the attention of VHB as soon as possible. Based upon an evaluation, VHB may modify the report and its conclusions.

- The findings, observations and conclusions presented in this report, including the extent of subsurface explorations and other tests, are limited by the scope of services outlined in our Agreement. Furthermore, the assessment has been performed in accordance with generally accepted engineering practices. No other warranty, expressed or implied, is made.

  The assessment presented in this report is based solely upon information gathered to date, including a limited number of subsurface explorations made on the dates indicated. Should further environmental or other relevant information be developed at a later date, Client should bring the information to the attention of VHB as soon as possible. Based upon an evaluation, VHB may modify the report and its conclusions.

Appendix B
Soil Boring Logs

(203) 490-4777 63 Lancaster Drive, Beacon Falls Connecticut 06403 www.site-llc.com

SITElog® Report

Tuesday, 3 January 2012

Philip Rydel
Vanasse Hangen Brustlin, Inc.
54 Tuttle Place
Middletown, CT 06457

Re: **Monitor Well & Soil Borings**
25 Skinner Street, East Hampton, CT

Dear Phil,

Attached is the SITElog® Report (in .PDF format) for the work completed at the above referenced site.

Thank you for providing us the opportunity to serve you. We hope the work our company has performed exceeded your expectations and that you are pleased. If so, recommending us to your associates would be appreciated.

Should you have any questions or concerns, please feel free to contact us at (203) 490-4777.

We look forward to working with you again in the near future.

Visit us on the web! **www.site-llc.com**

Sincerely,
SITE, LLC
John A. DeAngelis, Jr.
John A. DeAngelis, Jr.
Managing Member

SITE LLC

Sub-surface Investigations, Technology & Experience

Client:

Vanasse Hangen Brustlin, Inc.

Project:

25 Skinner Street, East Hampton, CT

Date:

Tuesday, 20 December 2011

SITE LLC
Sub-surface Investigations, Technology & Experience

Client: **VANASSE HANGEN BRUSTLIN, INC.**
54 TUTTLE PLACE
MIDDLETOWN, CT 06457

Project: 25 Skinner Street, East Hampton, CT

Date: Tuesday, 20 December 2011

Project Manager: Philip Rydel

(203) 490-4777 63 Lancaster Drive, Beacon Falls Connecticut 06403 www.site-llc.com

SITElog® Report **SITEmap**

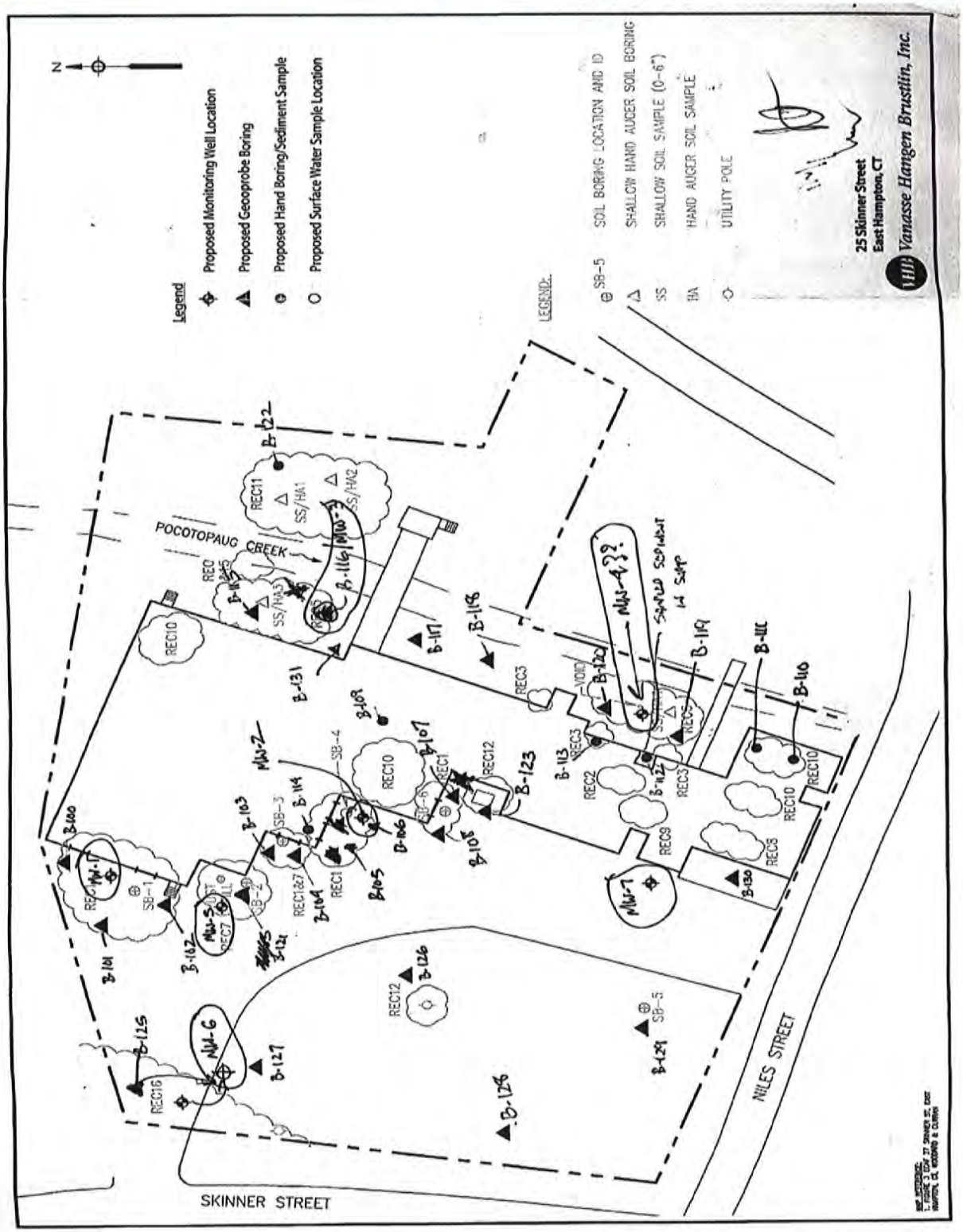

SITE LLC
Sub-surface Investigations, Technology & Experience

Client: **VANASSE HANGEN BRUSTLIN, INC.**
54 TUTTLE PLACE
MIDDLETOWN, CT 06457

Project: 25 Skinner Street, East Hampton, CT
Date: Tuesday, 20 December 2011

Project Manager: *Philip Rydel*

(203) 490-4777 63 Lancaster Drive, Beacon Falls Connecticut 06403 www.site-llc.com

SITElog® Report **SITEmap**

SITE LLC
Sub-surface Investigations, Technology & Experience

Client: **VANASSE HANGEN BRUSTLIN, INC.**
54 TUTTLE PLACE
MIDDLETOWN, CT 06457

Project: 25 Skinner Street, East Hampton, CT
Date: Tuesday, 27 December 2011
Water: 6'-4"
Ground Elev.:
Project Manager: Philip Rydel

(203) 490-4777 63 Lancaster Drive, Beacon Falls Connecticut 06403 www.site-llc.com

SITElog® Report **MW-1**

Depth	Blows per 6"	Moisture	Changes	Color	DESCRIPTION OF FINDINGS	General	No.	Pen.	Rec.
			0.25	bl	ASPHALT (3" thick)				
			1.00	xb	SAND, little Gravel(m-f), Silt	FILL			
			2.00	ob	SAND, little Silt, few Cobbles				
			2.75	d.bx	TOPSOIL	TOPSOIL			
5' 5' to 7'	9 15 11 5	Wet		ob	SAND & SILT, trace Gravel	SUBSOIL	1	24"	12"
			6.00						
				bx/xb	SAND, some Gravel, Cobbles, little Silt				
10'				bx/gy	SAND(c-f), some Gravel, trace Silt	OUTWASH			
			13.00						
15'					End of Exploration @ 13.00				
20'					Set 2" PVC @ 13'-0" w/10' Screen Sand to 2'-0" Bi-Pellets to 1'-6" Backfill to 4" Saw Cut Concrete, Curb Box Threaded Plug, Expandable				
25'									
30'									
35'									

KEY bl - black w - white gy - grey tn - tan ro - rust/orange ob - olive/brown og - olive/grey d. - dark l. - light l/w -layered with m/w -mixed with

Fill
Organics
Subsoil
Silt
Silty Sand
Clay
Sand
Gravel
Cobble
Till
Rock
Water
SPT
Curb Box
Riser
Bentonite
Screen

GPS Coor: 41°34.309N 72°30.180W
Driller Name: J. DeAngelis, III
Helper Name: DeAngelis/Camacho
Drill Equip: CME 75
Hammer Wgt: 140# CME Auto
Sampler: 2" O.D. Lynac
Casing: 4.25" H.S.A.

DISCLAIMER: Some GPS coord., descriptions and boundaries are not guaranteed.

SITE LLC
Sub-surface Investigations, Technology & Experience

Client: **VANASSE HANGEN BRUSTLIN, INC.**
54 TUTTLE PLACE
MIDDLETOWN, CT 06457

Project: 25 Skinner Street, East Hampton, CT
Date: Wednesday, 28 December 2011
Water: 0'-7"
Ground Elev.:
Project Manager: Philip Rydel

(203) 490-4777 63 Lancaster Drive, Beacon Falls Connecticut 06403 www.site-llc.com

SITElog® Report **MW-2**

Depth	Blows per 6"	Moisture	Changes	Color	DESCRIPTION OF FINDINGS	General	No.	Pen.	Rec.
			0.17	bl	ASPHALT (2" thick)				
			1.00	d.gy	BASALT STONE				
5'				br	SAND, little Gravel, occas. Cobble and Organic Pocket	FILL			
			7.00						
			8.00	d.br	ORGANIC SILT	ORGANICS			
10'				gy/ob	SAND, little Gravel, Silt	OUTWASH?			
			11.00						
					End of Exploration @ 11.00				
15'					Set 2" PVC @ 11'-0" w/10' Screen Sand to 0'-9" Bi-Pellets to 0'-6" Backfill to 4" Saw Cut Concrete, Curb Box Threaded Plug, Expandable				
20'									
25'									
30'									
35'									

KEY bl - black w - white gy - grey tn - tan ro - rust/orange ob - olive/brown og - olive/grey d. - dark l. - light l/w -layered with m/w -mixed with

Fill
Organics
Subsoil
Silt
Silty Sand
Clay
Sand
Gravel
Cobble
Till
Rock
Water
SPT
Curb Box
Riser
Bentonite
Screen

GPS Coor: 41°34.295N 72°30.194W
Driller Name: J. DeAngelis, III
Helper Name: DeAngelis/Camacho
Drill Equip: CME 75
Hammer Wgt: 140# CME Auto
Sampler: 2" O.D. Lynac
Casing: 4.25" H.S.A.

DISCLAIMER: Some GPS coord., descriptions and boundaries are not guaranteed.

SITE LLC
Sub-surface Investigations, Technology & Experience

Client: **VANASSE HANGEN BRUSTLIN, INC.**
54 TUTTLE PLACE
MIDDLETOWN, CT 06457

Project: 25 Skinner Street, East Hampton, CT
Date: Wednesday, 21 December 2011
Water: 4'-9"
Ground Elev.:
Project Manager: Philip Rydel

(203) 490-4777 63 Lancaster Drive, Beacon Falls Connecticut 06403 www.site-llc.com

SITElog® Report **MW-3 B-116**

Depth	Blows per 6"	Moisture	Changes	Color	DESCRIPTION OF FINDINGS	General	No.	Pen.	Rec.
0' to 5'	P U S H	Moist		d.br	**TOPSOIL m/w Cobbles**	FILL	1	60"	34"
			1.75	br	**SILT & SAND, trace Stone**	SUBSOIL			
			3.50						
5' to 10'	P U S H	Wet		ob	**SAND, some Silt, little Stone**		2	60"	44"
				gy	**SAND(c-f), little Gravel, Silt**	OUTWASH			
			12.00		**End of Exploration @ 12.00**				

Set 1" PVC @ 12'-0" w/10' Screen
Sand to 1'-0"
Bi-Pellets to 0'-6"
Backfill to 4"
Concrete, Protector Pipe
Threaded Plug, Push Cap

KEY bl - black w - white gy - grey tn - tan ro - rust/orange ob - olive/brown og - olive/grey d. - dark l. - light l/w -layered with m/w -mixed with

Fill
Organics
Subsoil
Silt
Silty Sand
Clay
Sand
Gravel
Cobble
Till
Rock
Water
SPT
Curb Box
Riser
Bentonite
Screen

GPS Coor: 41°34.280N 72°30.168W
Driller Name: J. DeAngelis, III
Helper Name: J. DeAngelis, Jr.
Drill Equip: Geoprobe®
Hammer Wgt:
Sampler: Macro
Casing:

DISCLAIMER: Some GPS coord., descriptions and boundaries are not guaranteed.

SITE LLC
Sub-surface Investigations, Technology & Experience

Client: **VANASSE HANGEN BRUSTLIN, INC.**
54 TUTTLE PLACE
MIDDLETOWN, CT 06457

Project: 25 Skinner Street, East Hampton, CT
Date: Tuesday, 27 December 2011
Water: 3'-0"
Ground Elev.:
Project Manager: Philip Rydel

(203) 490-4777 63 Lancaster Drive, Beacon Falls Connecticut 06403 www.site-llc.com

SITElog® Report **MW-5**

Depth	Blows per 6"	Moisture	Changes	Color	DESCRIPTION OF FINDINGS	General	No.	Pen.	Rec.
			0.17	bl	ASPHALT (2" thick)				
			0.33	d.gy	STONE	FILL			
			2.00	og	SAND(f), some Silt, trace Asphalt				
			4.00	xb	COBBLES, some Sand				
5'				ro	SAND, little Gravel, trace Silt				
			8.00			OUTWASH			
10'				gy	SAND, little Gravel, Silt				
			11.50						
					End of Exploration @ 11.50				
15'									
					Set 2" PVC @ 11'-6" w/10' Screen Sand to 1'-3" Bi-Pellets to 1'-0" Backfill to 4" Saw Cut Concrete, Curb Box Threaded Plug, Expandable				
20'									
25'									
30'									
35'									

KEY bl - black w - white gy - grey tn - tan ro - rust/orange ob - olive/brown og - olive/grey d. - dark l. - light l/w -layered with m/w -mixed with

Fill
Organics
Subsoil
Silt
Silty Sand
Clay
Sand
Gravel
Cobble
Till
Rock
Water
SPT
Curb Box
Riser
Bentonite
Screen

GPS Coor: 41°34.300N 72°30.184W
Driller Name: J. DeAngelis, III
Helper Name: DeAngelis/Camacho
Drill Equip: CME 75
Hammer Wgt: 140# CME Auto
Sampler: 2" O.D. Lynac
Casing: 4.25" H.S.A.

DISCLAIMER: Some GPS coord., descriptions and boundaries are not guaranteed.

SITE LLC
Sub-surface Investigations, Technology & Experience

Client: **VANASSE HANGEN BRUSTLIN, INC.**
54 TUTTLE PLACE
MIDDLETOWN, CT 06457

Project: 25 Skinner Street, East Hampton, CT
Date: Tuesday, 27 December 2011
Water: 7'-0"
Ground Elev.:
Project Manager: Philip Rydel

(203) 490-4777 63 Lancaster Drive, Beacon Falls Connecticut 06403 www.site-llc.com

SITElog® Report **MW-6**

Depth	Blows per 6"	Moisture	Changes	Color	DESCRIPTION OF FINDINGS	General	No.	Pen.	Rec.
			0.83	d.br	**TOPSOIL (10" thick)**	FILL			
			1.83	tn	**SAND(f) m/w Coal, trace Stone**				
				ob/br	**SAND, some Weathered Stone, little Silt**				
5' 5' to 7'	4 3 4 6	Damp		ob/ro	**SAND(c-f), little Gravel layered w/Silty Sand(f-m) (dark oxidation stains)**		1	24"	16"
				tn	**SAND(c-m), trace Gravel**	OUTWASH			
10'			10.25						
				ob	**SAND w/Cobbles**				
			14.00						
15'			15.00	br	**ROCK?**	ROCK?			

End of Exploration @ 15.00

Set 2" PVC @ 15'-0" w/10' Screen
Sand to 4'-0"
Bi-Pellets to 3'-0"
Backfill to 4"
Concrete, Curb Box
Threaded Plug, Expandable

KEY bl - black w - white gy - grey tn - tan ro - rust/orange ob - olive/brown og - olive/grey d. - dark l. - light l/w -layered with m/w -mixed with

Fill
Organics
Subsoil
Silt
Silty Sand
Clay
Sand
Gravel
Cobble
Till
Rock
Water
SPT
Curb Box
Riser
Bentonite
Screen

GPS Coor: 41°34.310N 72°30.209W
Driller Name: J. DeAngelis, III
Helper Name: DeAngelis/Camacho
Drill Equip: CME 75
Hammer Wgt: 140# CME Auto
Sampler: 2" O.D. Lynac
Casing: 4.25" H.S.A.

DISCLAIMER: Some GPS coord., descriptions and boundaries are not guaranteed.

SITE LLC
Sub-surface Investigations, Technology & Experience

Client: **VANASSE HANGEN BRUSTLIN, INC.**
54 TUTTLE PLACE
MIDDLETOWN, CT 06457

Project: 25 Skinner Street, East Hampton, CT
Date: Wednesday, 28 December 2011
Water: 3'-0" * Estimated
Ground Elev.:
Project Manager: Philip Rydel

(203) 490-4777 63 Lancaster Drive, Beacon Falls Connecticut 06403 www.site-llc.com

SITElog® Report **MW-7**

Depth	Blows per 6"				Moisture	Changes	Color	DESCRIPTION OF FINDINGS	General	No.	Pen.	Rec.
1' to 3'	5	5	7	6	Damp	0.29	bl	ASPHALT (3½" thick)		1	24"	18"
						0.50	d.og	STONE, little Sand	FILL			
						3.00	xb	SAND(f-c), some Gravel, little Silt				
						4.00	d.br	ORGANIC SILT, trace Gravel	ORGANICS			
5'							gy	SAND, some Gravel, little Silt	OUTWASH?			
10'						11.00						
						11.50	ob	SAND, Weathered Stone, Silt	TILL?			
								End of Exploration @ 11.50				
15'												
								Set 2" PVC @ 11'-6" w/10' Screen Sand to 1'-4" Bi-Pellets to 1'-0" Backfill to 4" Saw Cut Concrete, Curb Box Threaded Plug, Expandable				
20'												
25'												
30'												
35'												

KEY bl - black w - white gy - grey tn - tan ro - rust/orange ob - olive/brown og - olive/grey d. - dark l. - light l/w -layered with m/w -mixed with

Fill
Organics
Subsoil
Silt
Silty Sand
Clay
Sand
Gravel
Cobble
Till
Rock
Water
SPT
Curb Box
Riser
Bentonite
Screen

GPS Coor: 41°34.276N 72°30.199W
Driller Name: J. DeAngelis, III
Helper Name: DeAngelis/Camacho
Drill Equip: CME 75
Hammer Wgt: 140# CME Auto
Sampler: 2" O.D. Lynac
Casing: 4.25" H.S.A.

DISCLAIMER: Some GPS coord., descriptions and boundaries are not guaranteed.

SITE LLC
Sub-surface Investigations, Technology & Experience

Client: **VANASSE HANGEN BRUSTLIN, INC.**
54 TUTTLE PLACE
MIDDLETOWN, CT 06457

Project: 25 Skinner Street, East Hampton, CT
Date: Tuesday, 20 December 2011
Water: 5'-7"
Ground Elev.:
Project Manager: Philip Rydel

(203) 490-4777 63 Lancaster Drive, Beacon Falls Connecticut 06403 www.site-llc.com

SITElog® Report **B-100**

Depth	Blows per 6"	Moisture	Changes	Color	DESCRIPTION OF FINDINGS	General	No.	Pen.	Rec.
0' to 5'	P U S H	Damp	2.25	d.br	**TOPSOIL, trace Stone, Cobbles**		1	60"	27"
				br	**COBBLES, little Sand**	FILL			
5' to 10'	P U S H	Wet	6.00				2	60"	42"
				br	**SAND(c-f), little Gravel**	OUTWASH			
			10.00		**End of Exploration @ 10.00**				

KEY bl - black w - white gy - grey tn - tan ro - rust/orange ob - olive/brown og - olive/grey d. - dark l. - light l/w -layered with m/w -mixed with

Fill
Organics
Subsoil
Silt
Silty Sand
Clay
Sand
Gravel
Cobble
Till
Rock
Water
SPT
Curb Box
Riser
Bentonite
Screen

GPS Coor: 41°34.312N 72°30.169W
Driller Name: J. DeAngelis, III
Helper Name: J. DeAngelis, Jr.
Drill Equip: Geoprobe®
Hammer Wgt:
Sampler: Macro
Casing:

DISCLAIMER: Some GPS coord., descriptions and boundaries are not guaranteed.

SITE LLC
Sub-surface Investigations, Technology & Experience

Client: **VANASSE HANGEN BRUSTLIN, INC.**
54 TUTTLE PLACE
MIDDLETOWN, CT 06457

Project: 25 Skinner Street, East Hampton, CT
Date: Tuesday, 20 December 2011
Water: 6'-6"
Ground Elev.:
Project Manager: Philip Rydel

(203) 490-4777 63 Lancaster Drive, Beacon Falls Connecticut 06403 www.site-llc.com

SITElog® Report **B-101**

Depth	Blows per 6"	Moisture	Changes	Color	DESCRIPTION OF FINDINGS	General	No.	Pen.	Rec.
0' to 5'	P U S H	Damp	0.25	bl	ASPHALT (3" thick)		1	60"	31"
			1.00	rb	SAND, some Gravel, few Cobbles				
				d.br	SAND & SILT, few Cobbles	FILL			
5' to 10'	P U S H	Wet	6.00				2	60"	36"
			6.25	d.rb	SAND(c-f), some Silt				
				ob	SAND(c-f), some Gravel, little Silt	OUTWASH			
			10.00		End of Exploration @ 10.00				

* 1st Attempt: Refusal @ 1'-9"
Moved 3' East

KEY bl - black w - white gy - grey tn - tan ro - rust/orange ob - olive/brown og - olive/grey d. - dark l. - light l/w -layered with m/w -mixed with

Fill
Organics
Subsoil
Silt
Silty Sand
Clay
Sand
Gravel
Cobble
Till
Rock
Water
SPT
Curb Box
Riser
Bentonite
Screen

GPS Coor: 41°34.312N 72°30.197W
Driller Name: J. DeAngelis, III
Helper Name: J. DeAngelis, Jr.
Drill Equip: Geoprobe®
Hammer Wgt:
Sampler: Macro
Casing:

DISCLAIMER: Some GPS coord., descriptions and boundaries are not guaranteed.

SITE LLC
Sub-surface Investigations, Technology & Experience

Client: **VANASSE HANGEN BRUSTLIN, INC.**
54 TUTTLE PLACE
MIDDLETOWN, CT 06457

Project: 25 Skinner Street, East Hampton, CT
Date: Tuesday, 20 December 2011
Water: 6'-0"
Ground Elev.:
Project Manager: Philip Rydel

(203) 490-4777 63 Lancaster Drive, Beacon Falls Connecticut 06403 www.site-llc.com

SITElog® Report **B-102**

Depth	Blows per 6"	Moisture	Changes	Color	DESCRIPTION OF FINDINGS	General	No.	Pen.	Rec.
0' to 5'	P U S H	Damp	0.25	bl	ASPHALT (3" thick)		1	60"	48"
			0.42	gy	STONE, little Sand				
			0.92	xb	SAND, some Gravel, little Silt	FILL			
				d.bx	SAND, some Organic Silt, Cobbles				
5' to 10'	P U S H	Wet	5.50				2	60"	40"
			6.25	d.bx	ORGANIC SILT w/Roots	ORGANICS			
				og/ob	SAND, some Stone, little Silt	TILL?			
			10.00		End of Exploration @ 10.00				

5' 10' 15' 20' 25' 30' 35'

* 1st Attempt: Refusal @ 2'-0" - moved 2'-6" East
** 2nd Attempt: Refusal @ 5'-0" - moved 2' West

KEY bl - black w - white gy - grey tn - tan ro - rust/orange ob - olive/brown og - olive/grey d. - dark l. - light l/w -layered with m/w -mixed with

Fill
Organics
Subsoil
Silt
Silty Sand
Clay
Sand
Gravel
Cobble
Till
Rock
Water
SPT

Curb Box
Riser
Bentonite
Screen

GPS Coor: 41°34.306N 72°30.185W
Driller Name: J. DeAngelis, III
Helper Name: J. DeAngelis, Jr.
Drill Equip: Geoprobe®
Hammer Wgt:
Sampler: Macro
Casing:

DISCLAIMER: Some GPS coord., descriptions and boundaries are not guaranteed.

SITE LLC
Sub-surface Investigations, Technology & Experience

Client: **VANASSE HANGEN BRUSTLIN, INC.**
54 TUTTLE PLACE
MIDDLETOWN, CT 06457

Project: 25 Skinner Street, East Hampton, CT
Date: Tuesday, 20 December 2011
Water: 4'-6"
Ground Elev.:
Project Manager: Philip Rydel

(203) 490-4777 63 Lancaster Drive, Beacon Falls Connecticut 06403 www.site-llc.com

SITElog® Report **B-103**

Depth	Blows per 6"	Moisture	Changes	Color	DESCRIPTION OF FINDINGS	General	No.	Pen.	Rec.
			0.50	w	CONCRETE (Sidewalk - 6" thick)				
			1.25	br	SAND m/w Cobbles, Gravel	FILL			
3' to 5'	P U S H	Moist	2.50	br	COBBLES m/w Sand		1	24"	22"
			3.75	br/gy	SAND(f)				
5'			5.00	ro/ob	SAND(m-f), some Weathered Stone, Silt	TILL?			
					End of Exploration @ 5.00				
10'									
15'									
20'									
25'									
30'									
35'									

KEY bl - black w - white gy - grey tn - tan ro - rust/orange ob - olive/brown og - olive/grey d. - dark l. - light l/w -layered with m/w -mixed with

Fill
Organics
Subsoil
Silt
Silty Sand
Clay
Sand
Gravel
Cobble
Till
Rock
Water
SPT
Curb Box
Riser
Bentonite
Screen

GPS Coor:
41°34.298N
72°30.184W

Driller Name: J. DeAngelis, III

Helper Name: J. DeAngelis, Jr.

Drill Equip: Geoprobe®

Hammer Wgt:

Sampler: Macro

Casing:

DISCLAIMER: Some GPS coord., descriptions and boundaries are not guaranteed.

SITE LLC
Sub-surface Investigations, Technology & Experience

Client: **VANASSE HANGEN BRUSTLIN, INC.**
54 TUTTLE PLACE
MIDDLETOWN, CT 06457

Project: 25 Skinner Street, East Hampton, CT
Date: Tuesday, 20 December 2011
Water: 2'-10"
Ground Elev.:
Project Manager: Philip Rydel

(203) 490-4777 63 Lancaster Drive, Beacon Falls Connecticut 06403 www.site-llc.com

SITElog® Report **B-104**

Depth	Blows per 6"	Moisture	Changes	Color	DESCRIPTION OF FINDINGS	General	No.	Pen.	Rec.
0' to 5'	P U S H	Wet	0.17	bl	ASPHALT (2" thick)	FILL	1	60"	42"
			0.50	og	STONE, little Sand				
			1.50	xb	SAND, some Gravel, little Silt				
			3.75	d.br	SAND, some Organic Silt, Stone				
5'			5.00	ro	SAND(c-f), little Gravel, Silt	OUTWASH			
					End of Exploration @ 5.00				

10' 15' 20' 25' 30' 35'

KEY bl - black w - white gy - grey tn - tan ro - rust/orange ob - olive/brown og - olive/grey d. - dark l. - light l/w -layered with m/w -mixed with

Fill
Organics
Subsoil
Silt
Silty Sand
Clay
Sand
Gravel
Cobble
Till
Rock
Water
SPT
Curb Box
Riser
Bentonite
Screen

GPS Coor: 41°34.295N 72°30.186W
Driller Name: J. DeAngelis, III
Helper Name: J. DeAngelis, Jr.
Drill Equip: Geoprobe®
Hammer Wgt:
Sampler: Macro
Casing:

DISCLAIMER: Some GPS coord., descriptions and boundaries are not guaranteed.

SITE LLC
Sub-surface Investigations, Technology & Experience

Client: **VANASSE HANGEN BRUSTLIN, INC.**
54 TUTTLE PLACE
MIDDLETOWN, CT 06457

Project: 25 Skinner Street, East Hampton, CT
Date: Tuesday, 20 December 2011
Water: 0'-2"
Ground Elev.:
Project Manager: Philip Rydel

(203) 490-4777 63 Lancaster Drive, Beacon Falls Connecticut 06403 www.site-llc.com

SITElog® Report **B-105**

Depth	Blows per 6"	Moisture	Changes	Color	DESCRIPTION OF FINDINGS	General	No.	Pen.	Rec.
0' to 5'	P U S H	Wet	1.50	d.br	SAND, some Silt m/w Stone	FILL	1	60"	32"
			5.00	ob	SAND(m-f), some Weathered Stone, little Silt	TILL?			
					End of Exploration @ 5.00				

KEY bl - black w - white gy - grey tn - tan ro - rust/orange ob - olive/brown og - olive/grey d. - dark l. - light l/w -layered with m/w -mixed with

Fill
Organics
Subsoil
Silt
Silty Sand
Clay
Sand
Gravel
Cobble
Till
Rock
Water
SPT
Curb Box
Riser
Bentonite
Screen

GPS Coor: 41°34.242N 72°30.189W
Driller Name: J. DeAngelis, III
Helper Name: J. DeAngelis, Jr.
Drill Equip: Geoprobe®
Hammer Wgt:
Sampler: Macro
Casing:

DISCLAIMER: Some GPS coord., descriptions and boundaries are not guaranteed.

SITE LLC
Sub-surface Investigations, Technology & Experience

Client: **VANASSE HANGEN BRUSTLIN, INC.**
54 TUTTLE PLACE
MIDDLETOWN, CT 06457

Project: 25 Skinner Street, East Hampton, CT
Date: Tuesday, 20 December 2011
Water: 1'-3"
Ground Elev.:
Project Manager: Philip Rydel

(203) 490-4777 63 Lancaster Drive, Beacon Falls Connecticut 06403 www.site-llc.com

SITElog® Report **B-106**

Depth	Blows per 6"	Moisture	Changes	Color	DESCRIPTION OF FINDINGS	General	No.	Pen.	Rec.
0' to 5'	P U S H	Wet	0.17	bl	ASPHALT (2" thick)	FILL	1	60"	44"
			0.50	br	SAND & BASALT STONE				
			1.50	bl	FIBEROUS & ORGANIC SILT - odor	ORGANICS			
				gy/xo	SAND, some Stone, little Silt	TILL2			
5'			5.00						
					End of Exploration @ 5.00				
10'									
15'									
20'									
25'									
30'									
35'									

KEY bl - black w - white gy - grey tn - tan ro - rust/orange ob - olive/brown og - olive/grey d. - dark l. - light l/w -layered with m/w -mixed with

Fill
Organics
Subsoil
Silt
Silty Sand
Clay
Sand
Gravel
Cobble
Till
Rock
Water
SPT
Curb Box
Riser
Bentonite
Screen

GPS Coor: 41°34.295N 72°30.192W
Driller Name: J. DeAngelis, III
Helper Name: J. DeAngelis, Jr.
Drill Equip: Geoprobe®
Hammer Wgt:
Sampler: Macro
Casing:

DISCLAIMER: Some GPS coord., descriptions and boundaries are not guaranteed.

SITE LLC
Sub-surface Investigations, Technology & Experience

Client: **VANASSE HANGEN BRUSTLIN, INC.**
54 TUTTLE PLACE
MIDDLETOWN, CT 06457

Project: 25 Skinner Street, East Hampton, CT
Date: Tuesday, 20 December 2011
Water: 3'-5"
Ground Elev.:
Project Manager: Philip Rydel

(203) 490-4777 63 Lancaster Drive, Beacon Falls Connecticut 06403 www.site-llc.com

SITElog® Report **B-107**

Depth	Blows per 6"	Moisture	Changes	Color	DESCRIPTION OF FINDINGS	General	No.	Pen.	Rec.
0' to 4'-6"	P U S H	Wet	0.13	bl	ASPHALT (1½" thick)		1	54"	36"
			1.00	og	STONE, little Sand				
			1.75	br/bl	SAND m/w Wood, Stone, Silt	FILL			
				d.br	ORGANIC SILT m/w Cobbles				
5'			4.50						
					Refusal on Macro @ 4.50				
10'									
15'									
20'									
25'									
30'									
35'									

KEY bl - black w - white gy - grey tn - tan ro - rust/orange ob - olive/brown og - olive/grey d. - dark l. - light l/w -layered with m/w -mixed with

Fill
Organics
Subsoil
Silt
Silty Sand
Clay
Sand
Gravel
Cobble
Till
Rock
Water
SPT
Curb Box
Riser
Bentonite
Screen

GPS Coor: 41°34.287N 72°30.189W
Driller Name: J. DeAngelis, III
Helper Name: J. DeAngelis, Jr.
Drill Equip: Geoprobe®
Hammer Wgt:
Sampler: Macro
Casing:

DISCLAIMER: Some GPS coord., descriptions and boundaries are not guaranteed.

SITE LLC
Sub-surface Investigations, Technology & Experience

Client: **VANASSE HANGEN BRUSTLIN, INC.**
54 TUTTLE PLACE
MIDDLETOWN, CT 06457

Project: 25 Skinner Street, East Hampton, CT
Date: Tuesday, 20 December 2011
Water: 1'-10"
Ground Elev.:
Project Manager: Philip Rydel

(203) 490-4777 63 Lancaster Drive, Beacon Falls Connecticut 06403 www.site-llc.com

SITElog® Report **B-108**

Depth	Blows per 6"	Moisture	Changes	Color	DESCRIPTION OF FINDINGS	General	No.	Pen.	Rec.
0' to 5'	P U S H	Wet	0.17	bl	ASPHALT (2" thick)		1	60"	40"
			1.00	xb	SAND(m-f), some Basalt Stone	FILL			
			2.50	br/gy	SAND m/w Bricks, Silt				
				d.br	ORGANIC SILT & FIBERS, Sand	FILL?			
			5.00		End of Exploration @ 5.00				

5' 10' 15' 20' 25' 30' 35'

KEY bl - black w - white gy - grey tn - tan ro - rust/orange ob - olive/brown og - olive/grey d. - dark l. - light l/w -layered with m/w -mixed with

Fill
Organics
Subsoil
Silt
Silty Sand
Clay
Sand
Gravel
Cobble
Till
Rock
Water
SPT
Curb Box
Riser
Bentonite
Screen

GPS Coor: 41°34.290N 72°30.190W
Driller Name: J. DeAngelis, III
Helper Name: J. DeAngelis, Jr.
Drill Equip: Geoprobe®
Hammer Wgt:
Sampler: Macro
Casing:

DISCLAIMER: Some GPS coord., descriptions and boundaries are not guaranteed.

SITE LLC
Sub-surface Investigations, Technology & Experience

Client: **VANASSE HANGEN BRUSTLIN, INC.**
54 TUTTLE PLACE
MIDDLETOWN, CT 06457

Project: 25 Skinner Street, East Hampton, CT
Date: Wednesday, 21 December 2011
Water: 1'-10"
Ground Elev.:
Project Manager: Philip Rydel

(203) 490-4777 63 Lancaster Drive, Beacon Falls Connecticut 06403 www.site-llc.com

SITElog® Report **B-109**

Depth	Blows per 6"	Moisture	Changes	Color	DESCRIPTION OF FINDINGS	General	No.	Pen.	Rec.
0' to 5'	P U S H	Wet	0.33	w	CONCRETE (4" thick)		1	60"	38"
			1.75	xb	SAND, little Gravel, Silt, Wood, Concrete	FILL			
			3.00	bl	SAND, little Silt, Stone				
				yb	SAND, some Weathered Stone, Silt	TILL			
5'			5.00		End of Exploration @ 5.00				
10'									
15'									
20'									
25'									
30'									
35'									

KEY bl - black w - white gy - grey tn - tan ro - rust/orange ob - olive/brown og - olive/grey d. - dark l. - light l/w -layered with m/w -mixed with

Fill
Organics
Subsoil
Silt
Silty Sand
Clay
Sand
Gravel
Cobble
Till
Rock
Water
SPT
Curb Box
Riser
Bentonite
Screen

GPS Coor: Inside Building
Driller Name: J. DeAngelis, III
Helper Name: J. DeAngelis, Jr.
Drill Equip: Geoprobe®
Hammer Wgt:
Sampler: Macro
Casing:

DISCLAIMER: Some GPS coord., descriptions and boundaries are not guaranteed.

SITE LLC
Sub-surface Investigations, Technology & Experience

Client: **VANASSE HANGEN BRUSTLIN, INC.**
54 TUTTLE PLACE
MIDDLETOWN, CT 06457

Project: 25 Skinner Street, East Hampton, CT
Date: Thursday, 22 December 2011
Water: 3'-3"
Ground Elev.:
Project Manager: Philip Rydel

(203) 490-4777 63 Lancaster Drive, Beacon Falls Connecticut 06403 www.site-llc.com

SITElog® Report **B-110**

Depth	Blows per 6"	Moisture	Changes	Color	DESCRIPTION OF FINDINGS	General	No.	Pen.	Rec.
0'-5" to 3'-3"	H A N D	Damp	0.42	w	CONCRETE (5" thick)	FILL	1	34"	25"
			0.75	d.br	SAND m/w Silt, little Brick, Stone				
			3.25	d.br	SAND, little Gravel, Cobbles, Silt				
					End of Exploration @ 3.25				

5' 10' 15' 20' 25' 30' 35'

KEY bl - black w - white gy - grey tn - tan ro - rust/orange ob - olive/brown og - olive/grey d. - dark l. - light l/w -layered with m/w -mixed with

Fill
Organics
Subsoil
Silt
Silty Sand
Clay
Sand
Gravel
Cobble
Till
Rock
Water
SPT
Curb Box
Riser
Bentonite
Screen

GPS Coor: Inside Building
Driller Name: J. DeAngelis, III
Helper Name: J. DeAngelis, Jr.
Drill Equip:
Hammer Wgt:
Sampler: 3" Spoon
Casing:

DISCLAIMER: Some GPS coord., descriptions and boundaries are not guerenteed.

SITE LLC
Sub-surface Investigations, Technology & Experience

Client: **VANASSE HANGEN BRUSTLIN, INC.**
54 TUTTLE PLACE
MIDDLETOWN, CT 06457

Project: 25 Skinner Street, East Hampton, CT
Date: Thursday, 22 December 2011
Water: 2'-6"
Ground Elev.:
Project Manager: Philip Rydel

(203) 490-4777 63 Lancaster Drive, Beacon Falls Connecticut 06403 www.site-llc.com

SITElog® Report **B-111**

Depth	Blows per 6"	Moisture	Changes	Color	DESCRIPTION OF FINDINGS	General	No.	Pen.	Rec.
0'-5" to 2'-8"	H A N D	Wet	0.25	w	**CONCRETE (3" thick)**		1	27"	15"
			2.67	br/d.br	**SAND m/w Silt, Gravel, Wood pieces**	FILL			
					Refusal @ 2.67				

5' 10' 15' 20' 25' 30' 35'

KEY bl - black w - white gy - grey tn - tan ro - rust/orange ob - olive/brown og - olive/grey d. - dark l. - light l/w -layered with m/w -mixed with

Fill
Organics
Subsoil
Silt
Silty Sand
Clay
Sand
Gravel
Cobble
Till
Rock
Water
SPT
Curb Box
Riser
Bentonite
Screen

GPS Coor: Inside Building
Driller Name: J. DeAngelis, III
Helper Name: J. DeAngelis, Jr.
Drill Equip:
Hammer Wgt:
Sampler: 3" Spoon
Casing:

DISCLAIMER: Some GPS coord., descriptions and boundaries are not guaranteed.

SITE LLC
Sub-surface Investigations, Technology & Experience

Client: **VANASSE HANGEN BRUSTLIN, INC.**
54 TUTTLE PLACE
MIDDLETOWN, CT 06457

Project: 25 Skinner Street, East Hampton, CT
Date: Thursday, 22 December 2011
Water: 2'-9"
Ground Elev.:
Project Manager: Philip Rydel

(203) 490-4777 63 Lancaster Drive, Beacon Falls Connecticut 06403 www.site-llc.com

SITElog® Report **B-113**

Depth	Blows per 6"	Moisture	Changes	Color	DESCRIPTION OF FINDINGS	General	No.	Pen.	Rec.
0'-5" to 3'	H A N D	Dry	0.42	w	CONCRETE (5" thick)	FILL	1	31"	24"
			2.67	tn	SAND(f-m)				
			3.00	d.bz	SAND m/w Brick, Silt, Stone				
					End of Exploration @ 3.00				

KEY bl - black w - white gy - grey tn - tan ro - rust/orange ob - olive/brown og - olive/grey d. - dark l. - light l/w -layered with m/w -mixed with

Fill
Organics
Subsoil
Silt
Silty Sand
Clay
Sand
Gravel
Cobble
Till
Rock
Water
SPT
Curb Box
Riser
Bentonite
Screen

GPS Coor: Inside Building
Driller Name: J. DeAngelis, III
Helper Name: J. DeAngelis, Jr.
Drill Equip:
Hammer Wgt:
Sampler: 3" Spoon
Casing:

DISCLAIMER: Some GPS coord., descriptions and boundaries are not guaranteed.

SITE LLC
Sub-surface Investigations, Technology & Experience

Client: **VANASSE HANGEN BRUSTLIN, INC.**
54 TUTTLE PLACE
MIDDLETOWN, CT 06457

Project: 25 Skinner Street, East Hampton, CT
Date: Thursday, 22 December 2011
Water: None
Ground Elev.:
Project Manager: Philip Rydel

(203) 490-4777 63 Lancaster Drive, Beacon Falls Connecticut 06403 www.site-llc.com

SITElog® Report **B-112**

Depth	Blows per 6"	Moisture	Changes	Color	DESCRIPTION OF FINDINGS	General	No.	Pen.	Rec.
0' to 0'-4"	H A N D	Dry	0.33	d.br	**SAND m/w Silt, Wood Fragments**	FILL	1	4"	4"
					Refusal @ 0.33				

5' 10' 15' 20' 25' 30' 35'

KEY bl - black w - white gy - grey tn - tan ro - rust/orange ob - olive/brown og - olive/grey d. - dark l. - light l/w -layered with m/w -mixed with

Fill
Organics
Subsoil
Silt
Silty Sand
Clay
Sand
Gravel
Cobble
Till
Rock
Water
SPT
Curb Box
Riser
Bentonite
Screen

GPS Coor: Not Observed
Driller Name: J. DeAngelis, III
Helper Name: J. DeAngelis, Jr.
Drill Equip:
Hammer Wgt:
Sampler: 3" Spoon
Casing:

DISCLAIMER: Some GPS coord., descriptions and boundaries are not guaranteed.

SITE LLC
Sub-surface Investigations, Technology & Experience

Client: **VANASSE HANGEN BRUSTLIN, INC.**
54 TUTTLE PLACE
MIDDLETOWN, CT 06457

Project: 25 Skinner Street, East Hampton, CT
Date: Thursday, 22 December 2011
Water: Surface
Ground Elev.:
Project Manager: Philip Rydel

(203) 490-4777 63 Lancaster Drive, Beacon Falls Connecticut 06403 www.site-llc.com

SITElog® Report **B-114**

Depth	Blows per 6"	Moisture	Changes	Color	DESCRIPTION OF FINDINGS	General	No.	Pen.	Rec.
0' to 0'-2"	H A N D	Wet	0.17	xo/bx	**SAND m/w Stone, Silt**	FILL	1	2"	2"
					Refusal @ 0.17				

5' 10' 15' 20' 25' 30' 35'

KEY bl - black w - white gy - grey tn - tan ro - rust/orange ob - olive/brown og - olive/grey d. - dark l. - light l/w -layered with m/w -mixed with

Fill
Organics
Subsoil
Silt
Silty Sand
Clay
Sand
Gravel
Cobble
Till
Rock
Water
SPT
Curb Box
Riser
Bentonite
Screen

GPS Coor: Inside Building
Driller Name: J. DeAngelis, III
Helper Name: J. DeAngelis, Jr.
Drill Equip:
Hammer Wgt:
Sampler: 3" Spoon
Casing:

DISCLAIMER: Some GPS coord., descriptions and boundaries are not guaranteed.

SITE LLC
Sub-surface Investigations, Technology & Experience

Client: **VANASSE HANGEN BRUSTLIN, INC.**
54 TUTTLE PLACE
MIDDLETOWN, CT 06457

Project: 25 Skinner Street, East Hampton, CT
Date: Wednesday, 21 December 2011
Water: 3'-8"
Ground Elev.:
Project Manager: Philip Rydel

(203) 490-4777 63 Lancaster Drive, Beacon Falls Connecticut 06403 www.site-llc.com

SITElog® Report **B-115**

Depth	Blows per 6"	Moisture	Changes	Color	DESCRIPTION OF FINDINGS	General	No.	Pen.	Rec.
0' to 5'	P U S H	Wet		br	**SAND m/w Silt, Cobbles**	FILL	1	60"	31"
			2.50	br	**SAND, some Gravel, trace Silt**	OUTWASH			
5'			5.00		**End of Exploration @ 5.00**				
10'									
15'									
20'									
25'									
30'									
35'									

KEY bl - black w - white gy - grey tn - tan ro - rust/orange ob - olive/brown og - olive/grey d. - dark l. - light l/w -layered with m/w -mixed with

Fill
Organics
Subsoil
Silt
Silty Sand
Clay
Sand
Gravel
Cobble
Till
Rock
Water
SPT
Curb Box
Riser
Bentonite
Screen

GPS Coor: 41°34.291N 72°30.163W
Driller Name: J. DeAngelis, III
Helper Name: J. DeAngelis, Jr.
Drill Equip: Geoprobe®
Hammer Wgt:
Sampler: Macro
Casing:

DISCLAIMER: Some GPS coord., descriptions and boundaries are not guaranteed.

SITE LLC
Sub-surface Investigations, Technology & Experience

Client: **VANASSE HANGEN BRUSTLIN, INC.**
54 TUTTLE PLACE
MIDDLETOWN, CT 06457

Project: 25 Skinner Street, East Hampton, CT
Date: Wednesday, 21 December 2011
Water: 1'-9"
Ground Elev.:
Project Manager: Philip Rydel

(203) 490-4777 63 Lancaster Drive, Beacon Falls Connecticut 06403 www.site-llc.com

SITElog® Report **B-117**

Depth	Blows per 6"	Moisture	Changes	Color	DESCRIPTION OF FINDINGS	General	No.	Pen.	Rec.
0' to 5'	P U S H	Wet		d.br	**TOPSOIL m/w Cobbles**		1	60"	30"
			1.50			FILL			
			2.50	br/bl	**SAND m/w Gravel, Silt**				
				ob	**SAND, some Gravel**	OUTWASH?			
5'			5.00						
					End of Exploration @ 5.00				
10'									
15'									
20'									
25'									
30'									
35'									

KEY bl - black w - white gy - grey tn - tan ro - rust/orange ob - olive/brown og - olive/grey d. - dark l. - light l/w -layered with m/w -mixed with

Fill
Organics
Subsoil
Silt
Silty Sand
Clay
Sand
Gravel
Cobble
Till
Rock
Water
SPT
Curb Box
Riser
Bentonite
Screen

GPS Coor: 41°34.281N 72°30.170W
Driller Name: J. DeAngelis, III
Helper Name: J. DeAngelis, Jr.
Drill Equip: Geoprobe®
Hammer Wgt:
Sampler: Macro
Casing:

DISCLAIMER: Some GPS coord., descriptions and boundaries are not guaranteed.

SITE LLC
Sub-surface Investigations, Technology & Experience

Client: **VANASSE HANGEN BRUSTLIN, INC.**
54 TUTTLE PLACE
MIDDLETOWN, CT 06457

Project: 25 Skinner Street, East Hampton, CT
Date: Thursday, 22 December 2011
Water: None
Ground Elev.:
Project Manager: Philip Rydel

(203) 490-4777 63 Lancaster Drive, Beacon Falls Connecticut 06403 www.site-llc.com

SITElog® Report **B-118**

Depth	Blows per 6"	Moisture	Changes	Color	DESCRIPTION OF FINDINGS	General	No.	Pen.	Rec.
0' to 1'-6"	H A N D	Dry	0.50	d.br	TOPSOIL m/w Gravel	FILL	1	18"	12"
			1.50	br	SAND m/w Gravel, little Silt				
					Refusal @ 1.50				

5' 10' 15' 20' 25' 30' 35'

KEY bl - black w - white gy - grey tn - tan ro - rust/orange ob - olive/brown og - olive/grey d. - dark l. - light l/w -layered with m/w -mixed with

Fill
Organics
Subsoil
Silt
Silty Sand
Clay
Sand
Gravel
Cobble
Till
Rock
Water
SPT
Curb Box
Riser
Bentonite
Screen

GPS Coor: Not Observed
Driller Name: J. DeAngelis, III
Helper Name: J. DeAngelis, Jr.
Drill Equip:
Hammer Wgt:
Sampler: 3" Spoon
Casing:

DISCLAIMER: Some GPS coord., descriptions and boundaries are not guaranteed.

SITE LLC
Sub-surface Investigations, Technology & Experience

Client: **VANASSE HANGEN BRUSTLIN, INC.**
54 TUTTLE PLACE
MIDDLETOWN, CT 06457

Project: 25 Skinner Street, East Hampton, CT
Date: Thursday, 22 December 2011
Water: 1'-3"
Ground Elev.:
Project Manager: Philip Rydel

(203) 490-4777 63 Lancaster Drive, Beacon Falls Connecticut 06403 www.site-llc.com

SITElog® Report **B-119**

Depth	Blows per 6"	Moisture	Changes	Color	DESCRIPTION OF FINDINGS	General	No.	Pen.	Rec.
0' to 1'-6"	H A N D	Damp	1.50	d.br	**TOPSOIL m/w Sand, Brick**	FILL	1	18"	10"
					Refusal @ 1.50				

5' 10' 15' 20' 25' 30' 35'

KEY bl - black w - white gy - grey tn - tan ro - rust/orange ob - olive/brown og - olive/grey d. - dark l. - light l/w -layered with m/w -mixed with

Fill
Organics
Subsoil
Silt
Silty Sand
Clay
Sand
Gravel
Cobble
Till
Rock
Water
SPT
Curb Box
Riser
Bentonite
Screen

GPS Coor: Not Observed
Driller Name: J. DeAngelis, III
Helper Name: J. DeAngelis, Jr.
Drill Equip:
Hammer Wgt:
Sampler: 3" Spoon
Casing:

DISCLAIMER: Some GPS coord., descriptions and boundaries are not guaranteed.

SITE LLC
Sub-surface Investigations, Technology & Experience

Client: **VANASSE HANGEN BRUSTLIN, INC.**
54 TUTTLE PLACE
MIDDLETOWN, CT 06457

Project: 25 Skinner Street, East Hampton, CT
Date: Thursday, 22 December 2011
Water: 2'-6"
Ground Elev.:
Project Manager: Philip Rydel

(203) 490-4777 63 Lancaster Drive, Beacon Falls Connecticut 06403 www.site-llc.com

SITElog® Report **B-120**

Depth	Blows per 6"	Moisture	Changes	Color	DESCRIPTION OF FINDINGS	General	No.	Pen.	Rec.
0' to 2'-9"	H A N D	Damp	2.75	d.br	**TOPSOIL m/w Sand, Wood, trace Stone**	FILL	1	33"	14"
					Refusal @ 2.75				

5' 10' 15' 20' 25' 30' 35'

KEY bl - black w - white gy - grey tn - tan ro - rust/orange ob - olive/brown og - olive/grey d. - dark l. - light l/w -layered with m/w -mixed with

Fill
Organics
Subsoil
Silt
Silty Sand
Clay
Sand
Gravel
Cobble
Till
Rock
Water
SPT
Curb Box
Riser
Bentonite
Screen

GPS Coor: Not Observed
Driller Name: J. DeAngelis, III
Helper Name: J. DeAngelis, Jr.
Drill Equip:
Hammer Wgt:
Sampler: 3" Spoon
Casing:

DISCLAIMER: Some GPS coord., descriptions and boundaries are not guaranteed.

SITE LLC
Sub-surface Investigations, Technology & Experience

Client: **VANASSE HANGEN BRUSTLIN, INC.**
54 TUTTLE PLACE
MIDDLETOWN, CT 06457

Project: 25 Skinner Street, East Hampton, CT
Date: Tuesday, 20 December 2011
Water: 2'-3"
Ground Elev.:
Project Manager: Philip Rydel

(203) 490-4777 63 Lancaster Drive, Beacon Falls Connecticut 06403 www.site-llc.com

SITElog® Report **B-121**

Depth	Blows per 6"	Moisture	Changes	Color	DESCRIPTION OF FINDINGS	General	No.	Pen.	Rec.
0' to 5'	P U S H	Wet	0.17	bl	ASPHALT (2" thick)	FILL	1	60"	36"
			0.33	d.gy	STONE				
			2.00	og	SAND(f), some Silt, trace Asphalt				
			4.00	xb	COBBLES, some Sand				
5' 5' to 10'	P U S H	Wet		xo/gy	SAND, little Gravel, Silt	OUTWASH	2	60"	24"
10'			10.00		End of Exploration @ 10.00				
15'									
20'									
25'									
30'									
35'									

KEY bl - black w - white gy - grey tn - tan ro - rust/orange ob - olive/brown og - olive/grey d. - dark l. - light l/w -layered with m/w -mixed with

Fill
Organics
Subsoil
Silt
Silty Sand
Clay
Sand
Gravel
Cobble
Till
Rock
Water
SPT
Curb Box
Riser
Bentonite
Screen

GPS Coor: 41°34.300N 72°30.188W
Driller Name: J. DeAngelis, III
Helper Name: J. DeAngelis, Jr.
Drill Equip: Geoprobe®
Hammer Wgt:
Sampler: Macro
Casing:

DISCLAIMER: Some GPS coord., descriptions and boundaries are not guaranteed.

SITE LLC
Sub-surface Investigations, Technology & Experience

Client: **VANASSE HANGEN BRUSTLIN, INC.**
54 TUTTLE PLACE
MIDDLETOWN, CT 06457

Project: 25 Skinner Street, East Hampton, CT
Date: Tuesday, 20 December 2011
Water: 1'-11"
Ground Elev.:
Project Manager: Philip Rydel

(203) 490-4777 63 Lancaster Drive, Beacon Falls Connecticut 06403 www.site-llc.com

SITElog® Report **B-123**

Depth	Blows per 6"	Moisture	Changes	Color	DESCRIPTION OF FINDINGS	General	No.	Pen.	Rec.
0' to 5'	P U S H	Wet	0.25	bl	ASPHALT (3" thick)		1	60"	41"
			1.08	rb	SAND, some Gravel, little Silt	FILL			
			2.08	gy	SAND m/w Silt, little Stone, Pink Fibers				
			3.00	d.br	ORGANIC SILT w/Fibers	ORGANICS			
5'			5.00	gy	SAND(c-f) layered w/Organic Silt	ALLUVIUM			
					End of Exploration @ 5.00				
10'									
15'									
20'									
25'									
30'									
35'									

KEY bl - black w - white gy - grey tn - tan ro - rust/orange ob - olive/brown og - olive/grey d. - dark l. - light l/w -layered with m/w -mixed with

Fill
Organics
Subsoil
Silt
Silty Sand
Clay
Sand
Gravel
Cobble
Till
Rock
Water
SPT
Curb Box
Riser
Bentonite
Screen

GPS Coor: 41°34.298N 72°30.194W
Driller Name: J. DeAngelis, III
Helper Name: J. DeAngelis, Jr.
Drill Equip: Geoprobe®
Hammer Wgt:
Sampler: Macro
Casing:

DISCLAIMER: Some GPS coord., descriptions and boundaries are not guaranteed.

SITE LLC
Sub-surface Investigations, Technology & Experience

Client: **VANASSE HANGEN BRUSTLIN, INC.**
54 TUTTLE PLACE
MIDDLETOWN, CT 06457

Project: 25 Skinner Street, East Hampton, CT
Date: Wednesday, 21 December 2011
Water: 6'-9"
Ground Elev.:
Project Manager: Philip Rydel

(203) 490-4777 63 Lancaster Drive, Beacon Falls Connecticut 06403 www.site-llc.com

SITElog® Report **B-125**

Depth	Blows per 6"	Moisture	Changes	Color	DESCRIPTION OF FINDINGS	General	No.	Pen.	Rec.
0' to 5'	P U S H	Damp	0.75	d.br	TOPSOIL (9" thick)		1	60"	34"
			1.25	ob	SAND, little Gravel, Silt	FILL			
			1.75	bl/br	SAND m/w Slag, Cinders, Ash				
			2.00	br	TOPSOIL	TOPSOIL			
5' to 10'	P U S H	Wet		ob	SAND(f), some Silt, Weathered Stone		2	60"	52"
				ob/tn	SAND(f-c), little Weathered Stone, trace Silt	TILL			
			10.00		End of Exploration @ 10.00				

KEY bl - black w - white gy - grey tn - tan ro - rust/orange ob - olive/brown og - olive/grey d. - dark l. - light l/w -layered with m/w -mixed with

Fill
Organics
Subsoil
Silt
Silty Sand
Clay
Sand
Gravel
Cobble
Till
Rock
Water
SPT
Curb Box
Riser
Bentonite
Screen

GPS Coor: 41°34.309N 72°30.205W
Driller Name: J. DeAngelis, III
Helper Name: J. DeAngelis, Jr.
Drill Equip: Geoprobe®
Hammer Wgt:
Sampler: Macro
Casing:

DISCLAIMER: Some GPS coord., descriptions and boundaries are not guaranteed.

SITE LLC
Sub-surface Investigations, Technology & Experience

Client: **VANASSE HANGEN BRUSTLIN, INC.**
54 TUTTLE PLACE
MIDDLETOWN, CT 06457

Project: 25 Skinner Street, East Hampton, CT
Date: Wednesday, 21 December 2011
Water: 3'-6"
Ground Elev.:
Project Manager: Philip Rydel

(203) 490-4777 63 Lancaster Drive, Beacon Falls Connecticut 06403 www.site-llc.com

SITElog® Report **B-126**

Depth	Blows per 6"	Moisture	Changes	Color	DESCRIPTION OF FINDINGS	General	No.	Pen.	Rec.
0' to 5'	P U S H	Moist	1.25	d.br	TOPSOIL, trace Coal, Sand	FILL	1	60"	38"
			2.00	d.br	TOPSOIL, trace Cobbles	TOPSOIL			
				ob	SAND, some Weathered Stone, little Silt	TILL			
5'			5.00		End of Exploration @ 5.00				
10'									
15'									
20'									
25'									
30'									
35'					* 1st Attempt: Refusal @ 2'-6"				

KEY bl - black w - white gy - grey tn - tan ro - rust/orange ob - olive/brown og - olive/grey d. - dark l. - light l/w -layered with m/w -mixed with

Fill
Organics
Subsoil
Silt
Silty Sand
Clay
Sand
Gravel
Cobble
Till
Rock
Water
SPT
Curb Box
Riser
Bentonite
Screen

GPS Coor: 41°34.295N 72°30.202W
Driller Name: J. DeAngelis, III
Helper Name: J. DeAngelis, Jr.
Drill Equip: Geoprobe®
Hammer Wgt:
Sampler: Macro
Casing:

DISCLAIMER: Some GPS coord., descriptions and boundaries are not guaranteed.

SITE LLC
Sub-surface Investigations, Technology & Experience

Client: **VANASSE HANGEN BRUSTLIN, INC.**
54 TUTTLE PLACE
MIDDLETOWN, CT 06457

Project: 25 Skinner Street, East Hampton, CT
Date: Wednesday, 21 December 2011
Water: 5'-8"
Ground Elev.:
Project Manager: Philip Rydel

(203) 490-4777 63 Lancaster Drive, Beacon Falls Connecticut 06403 www.site-llc.com

SITElog® Report **B-127**

Depth	Blows per 6"	Moisture	Changes	Color	DESCRIPTION OF FINDINGS	General	No.	Pen.	Rec.
0' to 5'	P U S H	Moist	0.83	d.br	TOPSOIL (10" thick)	FILL	1	60"	40"
			1.83	tn	SAND(f) m/w Coal, trace Stone				
				ob/br	SAND, some Weathered Stone, little Silt				
5' 5' to 10'	P U S H	Wet		ob/ro	SAND(c-f), little Gravel layered w/Silty Sand(f-m) (dark oxidation stains)	OUTWASH	2	60"	54"
				tn	SAND(c-m), trace Gravel				
10'			10.00		End of Exploration @ 10.00				
15'									
20'									
25'									
30'									
35'									

KEY bl - black w - white gy - grey tn - tan ro - rust/orange ob - olive/brown og - olive/grey d. - dark l. - light l/w - layered with m/w - mixed with

Fill
Organics
Subsoil
Silt
Silty Sand
Clay
Sand
Gravel
Cobble
Till
Rock
Water
SPT
Curb Box
Riser
Bentonite
Screen

GPS Coor: 41°34.306N 72°30.206W
Driller Name: J. DeAngelis, III
Helper Name: J. DeAngelis, Jr.
Drill Equip: Geoprobe®
Hammer Wgt:
Sampler: Macro
Casing:

DISCLAIMER: Some GPS coord., descriptions and boundaries are not guaranteed.

SITE LLC — Sub-surface Investigations, Technology & Experience

Client: **VANASSE HANGEN BRUSTLIN, INC.**
54 TUTTLE PLACE
MIDDLETOWN, CT 06457

Project: 25 Skinner Street, East Hampton, CT
Date: Wednesday, 21 December 2011
Water: 7'-3"
Ground Elev.:
Project Manager: Philip Rydel

(203) 490-4777 63 Lancaster Drive, Beacon Falls Connecticut 06403 www.site-llc.com

SITElog® Report **B-128**

Depth	Blows per 6"	Moisture	Changes	Color	DESCRIPTION OF FINDINGS	General	No.	Pen.	Rec.
0' to 5'	P U S H	Damp	1.08	d.br	TOPSOIL, trace Sand, Stone	FILL	1	60"	51"
			2.33	d.br	TOPSOIL	TOPSOIL			
				ob	SAND, little Gravel layered w/Silty Sand	OUTWASH			
5' 5' to 10'	P U S H	Damp	4.50				2	60"	60"
			6.75	gy	SAND(f-m), some Weath. Stone Frags. (large), little Silt	TILL			
				tn/gy	ROCK - Weathered Schist	ROCK			
10'			10.00		End of Exploration @ 10.00				

KEY bl - black w - white gy - grey tn - tan ro - rust/orange ob - olive/brown og - olive/grey d. - dark l. - light l/w -layered with m/w -mixed with

Fill, Organics, Subsoil, Silt, Silty Sand, Clay, Sand, Gravel, Cobble, Till, Rock, Water, SPT, Curb Box, Riser, Bentonite, Screen

GPS Coor: 41°34.295N 72°30.225W
Driller Name: J. DeAngelis, III
Helper Name: J. DeAngelis, Jr.
Drill Equip: Geoprobe®
Hammer Wgt:
Sampler: Macro
Casing:

DISCLAIMER: Some GPS coord., descriptions and boundaries are not guaranteed.

SITE LLC
Sub-surface Investigations, Technology & Experience

Client: **VANASSE HANGEN BRUSTLIN, INC.**
54 TUTTLE PLACE
MIDDLETOWN, CT 06457

Project: 25 Skinner Street, East Hampton, CT
Date: Wednesday, 21 December 2011
Water: None
Ground Elev.:
Project Manager: Philip Rydel

(203) 490-4777 63 Lancaster Drive, Beacon Falls Connecticut 06403 www.site-llc.com

SITElog® Report **B-129**

Depth	Blows per 6"	Moisture	Changes	Color	DESCRIPTION OF FINDINGS	General	No.	Pen.	Rec.
0' to 5'	P U S H	Damp	0.58	d.br	**TOPSOIL (7" thick)**	FILL	1	60"	52"
			2.42	ob/br	**SAND m/w Weathered Stone, Silt, Asphalt**				
				ob	**ROCK - Weathered Schist**	ROCK			
5'			5.00		**End of Exploration @ 5.00**				
10'									
15'									
20'									
25'									
30'									
35'									

KEY bl - black w - white gy - grey tn - tan ro - rust/orange ob - olive/brown og - olive/grey d. - dark l. - light l/w -layered with m/w -mixed with

Fill
Organics
Subsoil
Silt
Silty Sand
Clay
Sand
Gravel
Cobble
Till
Rock
Water
SPT
Curb Box
Riser
Bentonite
Screen

GPS Coor: 41°34.280N 72°30.209W
Driller Name: J. DeAngelis, III
Helper Name: J. DeAngelis, Jr.
Drill Equip: Geoprobe®
Hammer Wgt:
Sampler: Macro
Casing:

DISCLAIMER: Some GPS coord., descriptions and boundaries are not guaranteed.

SITE LLC
Sub-surface Investigations, Technology & Experience

Client: **VANASSE HANGEN BRUSTLIN, INC.**
54 TUTTLE PLACE
MIDDLETOWN, CT 06457

Project: 25 Skinner Street, East Hampton, CT
Date: Wednesday, 21 December 2011
Water: 1'-5"
Ground Elev.:
Project Manager: Philip Rydel

(203) 490-4777 63 Lancaster Drive, Beacon Falls Connecticut 06403 www.site-llc.com

SITElog® Report **B-130**

Depth	Blows per 6"	Moisture	Changes	Color	DESCRIPTION OF FINDINGS	General	No.	Pen.	Rec.
0' to 5'	P U S H	Wet	0.58	br	TOPSOIL (Sandy - 7" thick)	FILL	1	60"	36"
			2.25	rb	SAND(m-f)				
				d.br	ORGANIC SILT w/Sand, Fibers	ORGANICS			
5'			5.00						
					End of Exploration @ 5.00				
10'									
15'									
20'									
25'									
30'									
35'									

KEY bl - black w - white gy - grey tn - tan ro - rust/orange ob - olive/brown og - olive/grey d. - dark l. - light l/w -layered with m/w -mixed with

Fill
Organics
Subsoil
Silt
Silty Sand
Clay
Sand
Gravel
Cobble
Till
Rock
Water
SPT
Curb Box
Riser
Bentonite
Screen

GPS Coor: 41°34.270N 72°30.206W
Driller Name: J. DeAngelis, III
Helper Name: J. DeAngelis, Jr.
Drill Equip: Geoprobe®
Hammer Wgt:
Sampler: Macro
Casing:

DISCLAIMER: Some GPS coord., descriptions and boundaries are not guaranteed.

SITE LLC
Sub-surface Investigations, Technology & Experience

Client: **VANASSE HANGEN BRUSTLIN, INC.**
54 TUTTLE PLACE
MIDDLETOWN, CT 06457

Project: 25 Skinner Street, East Hampton, CT
Date: Wednesday, 21 December 2011
Water: None
Ground Elev.:
Project Manager: Philip Rydel

(203) 490-4777 63 Lancaster Drive, Beacon Falls Connecticut 06403 www.site-llc.com

SITElog® Report **B-131**

Depth	Blows per 6"	Moisture	Changes	Color	DESCRIPTION OF FINDINGS	General	No.	Pen.	Rec.
0' to 3'-9"	P U S H	Damp		d.br	**TOPSOIL m/w Cobbles**	FILL	1	45"	31"
					TOPSOIL m/w Metal, Stone				
			3.75		**Refusal on Macro @ 3.75**				
5'									
10'									
15'									
20'									
25'									
30'									
35'									

KEY bl - black w - white gy - grey tn - tan ro - rust/orange ob - olive/brown og - olive/grey d. - dark l. - light l/w -layered with m/w -mixed with

Fill
Organics
Subsoil
Silt
Silty Sand
Clay
Sand
Gravel
Cobble
Till
Rock
Water
SPT
Curb Box
Riser
Bentonite
Screen

GPS Coor: 41°34.302N 72°30.159W
Driller Name: J. DeAngelis, III
Helper Name: J. DeAngelis, Jr.
Drill Equip: Geoprobe®
Hammer Wgt:
Sampler: Macro
Casing:

DISCLAIMER: Some GPS coord., descriptions and boundaries are not guaranteed.

CPR-9 Rev. 7/95

Do NOT fill in
STATE WELL NO.
OTHER NO.

STATE OF CONNECTICUT
DEPARTMENT OF CONSUMER PROTECTION
REAL ESTATE & PROFESSIONAL TRADES DIVISION

WELL DRILLING COMPLETION REPORT

165 Capitol Avenue, Hartford, Connecticut 06106

OWNER	NAME: Unknown		ADDRESS:	
LOCATION OF WELL	(No. & Street): 25 Skinner Street	(Town): East Hampton	(Lot Number):	
PROPOSED USE OF WELL	☐ DOMESTIC ☐ PUBLIC SUPPLY	☐ BUSINESS ESTABLISHMENT ☐ INDUSTRIAL	☐ FARM ☐ AIR CONDITIONING	■ TEST WELL ☐ OTHER (Specify)
DRILLING EQUIPMENT	☐ ROTARY	☐ COMPRESSED AIR PERCUSSION	☐ CABLE PERCUSSION	■ OTHER (Specify) Auger

CASING DETAILS	LENGTH (feet)	DIAMETER (inches)	WEIGHT PER FOOT	☐ THREADED ☐ WELDED	DRIVE SHOE ☐ YES ☐ NO	WAS CASING GROUTED? ☐ YES ☐ NO

YIELD TEST	☐ BAILED	☐ PUMPED	☐ COMPRESSED AIR	HOURS	YIELD (GPM)

WATER LEVEL	MEASURE FROM LAND SURFACE - STATIC (Specify feet)	DURING YIELD TEST (feet)	Depth of Completed Well in feet
	6'-4"		13'-0"

SCREEN DETAILS	MAKE					LENGTH OPEN TO AQUIFER (feet)	
	PVC						
	SLOT SIZE	DIAMETER (inches)	IF GRAVEL PACKED	Diameter of well including gravel pack (inches)	GRAVEL SIZE (inches)	FROM (feet)	TO (feet)
	0.01"	2"			#0	3'-0"	13'-0"

DEPTH FROM LAND TO SURFACE FEET	TO FEET	FORMATION DESCRIPTION
0'-0"	2'-0"	Fill
2'-0"	2'-9"	Topsoil
2'-9"	6'-0"	Subsoil
6'-0"	13'-0"	Outwash

Sketch exact location of well with distances, to at least two permanent landmarks

MW-1

41°34.309N
72°30.180W

If yield was tested at different depths during drilling, list below

FEET	GALLONS PER MINUTE

DATE WELL COMPLETED	PERMIT NO.	REGISTRATION NO.	DATE OF REPORT	WELL DRILLER (Signature)
27-December-2011		WNC.173	28-December-2011	*John A. DeAngelis, III*

AGENCY

CPR-9 Rev. 7/95

Do NOT fill in
STATE WELL NO.
OTHER NO.

STATE OF CONNECTICUT
DEPARTMENT OF CONSUMER PROTECTION
REAL ESTATE & PROFESSIONAL TRADES DIVISION

WELL DRILLING COMPLETION REPORT

165 Capitol Avenue, Hartford, Connecticut 06106

OWNER	NAME: Unknown		ADDRESS:	
LOCATION OF WELL	(No. & Street): 25 Skinner Street	(Town): East Hampton	(Lot Number):	
PROPOSED USE OF WELL	☐ DOMESTIC ☐ PUBLIC SUPPLY	☐ BUSINESS ESTABLISHMENT ☐ INDUSTRIAL	☐ FARM ☐ AIR CONDITIONING	■ TEST WELL ☐ OTHER (Specify)
DRILLING EQUIPMENT	☐ ROTARY	☐ COMPRESSED AIR PERCUSSION	☐ CABLE PERCUSSION	■ OTHER (Specify) Auger

CASING DETAILS	LENGTH (feet)	DIAMETER (inches)	WEIGHT PER FOOT	☐ THREADED ☐ WELDED	DRIVE SHOE ☐ YES ☐ NO	WAS CASING GROUTED? ☐ YES ☐ NO

YIELD TEST	☐ BAILED ☐ PUMPED ☐ COMPRESSED AIR	HOURS	YIELD (GPM)

WATER LEVEL	MEASURE FROM LAND SURFACE - STATIC (Specify feet)	DURING YIELD TEST (feet)	Depth of Completed Well in feet
	0'-7"		11'-0"

SCREEN DETAILS	MAKE					LENGTH OPEN TO AQUIFER (feet)	
	PVC						
	SLOT SIZE	DIAMETER (inches)	IF GRAVEL PACKED:	Diameter of well including gravel pack (inches)	GRAVEL SIZE (inches)	FROM (feet)	TO (feet)
	0.01"	2"			#0	1'-0"	11'-0"

DEPTH FROM LAND TO SURFACE FEET TO FEET		FORMATION DESCRIPTION
0'-0"	7'-0"	Fill
7'-0"	8'-0"	Organics
8'-0"	11'-0"	Outwash

Sketch exact location of well with distances, to at least two permanent landmarks

MW-2

41°34.295N
72°30.194W

If yield was tested at different depths during drilling, list below

FEET	GALLONS PER MINUTE

DATE WELL COMPLETED	PERMIT NO.	REGISTRATION NO.	DATE OF REPORT	WELL DRILLER (Signature)
28-December-2011		WNC.173	29-December-2011	John A. DeAngelis, III

AGENCY

CPR-9 Rev. 7/95

STATE OF CONNECTICUT
DEPARTMENT OF CONSUMER PROTECTION
REAL ESTATE & PROFESSIONAL TRADES DIVISION

WELL DRILLING COMPLETION REPORT

165 Capitol Avenue, Hartford, Connecticut 06106

Do NOT fill in
STATE WELL NO.
OTHER NO.

OWNER	NAME: Unknown		ADDRESS:	
LOCATION OF WELL	(No. & Street): 25 Skinner Street	(Town): East Hampton	(Lot Number):	
PROPOSED USE OF WELL	☐ DOMESTIC ☐ PUBLIC SUPPLY	☐ BUSINESS ESTABLISHMENT ☐ INDUSTRIAL	☐ FARM ☐ AIR CONDITIONING	■ TEST WELL ☐ OTHER (Specify)
DRILLING EQUIPMENT	☐ ROTARY	☐ COMPRESSED AIR PERCUSSION	☐ CABLE PERCUSSION	■ OTHER (Specify) Direct Push

CASING DETAILS	LENGTH (feet)	DIAMETER (inches)	WEIGHT PER FOOT	☐ THREADED ☐ WELDED	DRIVE SHOE ☐ YES ☐ NO	WAS CASING GROUTED? ☐ YES ☐ NO

YIELD TEST	☐ BAILED	☐ PUMPED	☐ COMPRESSED AIR	HOURS	YIELD (GPM)

WATER LEVEL	MEASURE FROM LAND SURFACE - STATIC (Specify feet)	DURING YIELD TEST (feet)	Depth of Completed Well in feet
	4'-9"		12'-0"

SCREEN DETAILS	MAKE					LENGTH OPEN TO AQUIFER (feet)	
	PVC						
	SLOT SIZE	DIAMETER (inches)	IF GRAVEL PACKED	Diameter of well including gravel pack (inches)	GRAVEL SIZE (inches)	FROM (feet)	TO (feet)
	0.01"	1"			#0	2'-0"	12'-0"

DEPTH FROM LAND TO SURFACE FEET TO FEET		FORMATION DESCRIPTION
0'-0"	1'-9"	Fill
1'-9"	3'-6"	Subsoil
3'-6"	12'-0"	Outwash

Sketch exact location of well with distances, to at least two permanent landmarks

MW-3 B-116

41°34.280N
72°30.168W

If yield was tested at different depths during drilling, list below

FEET	GALLONS PER MINUTE

DATE WELL COMPLETED	PERMIT NO.	REGISTRATION NO	DATE OF REPORT	WELL DRILLER (Signature)
21-December-2011		WNC.173	22-December-2011	John A. DeAngelis, III

AGENCY

CPR-9 Rev. 7/95

STATE OF CONNECTICUT
DEPARTMENT OF CONSUMER PROTECTION
REAL ESTATE & PROFESSIONAL TRADES DIVISION

WELL DRILLING COMPLETION REPORT

165 Capitol Avenue, Hartford, Connecticut 06106

Do NOT fill in
STATE WELL NO.
OTHER NO.

OWNER	NAME: Unknown		ADDRESS:	
LOCATION OF WELL	(No. & Street): 25 Skinner Street	(Town): East Hampton	(Lot Number):	
PROPOSED USE OF WELL	☐ DOMESTIC ☐ PUBLIC SUPPLY	☐ BUSINESS ESTABLISHMENT ☐ INDUSTRIAL	☐ FARM ☐ AIR CONDITIONING	■ TEST WELL ☐ OTHER (Specify)
DRILLING EQUIPMENT	☐ ROTARY	☐ COMPRESSED AIR PERCUSSION	☐ CABLE PERCUSSION	■ OTHER (Specify) Auger

CASING DETAILS	LENGTH (feet)	DIAMETER (inches)	WEIGHT PER FOOT	☐ THREADED ☐ WELDED	DRIVE SHOE ☐ YES ☐ NO	WAS CASING GROUTED? ☐ YES ☐ NO

YIELD TEST	☐ BAILED ☐ PUMPED ☐ COMPRESSED AIR	HOURS	YIELD (GPM)

WATER LEVEL	MEASURE FROM LAND SURFACE - STATIC (Specify feet)	DURING YIELD TEST (feet)	Depth of Completed Well in feet
	3'-0"		11'-6"

SCREEN DETAILS	MAKE					LENGTH OPEN TO AQUIFER (feet)	
	PVC						
	SLOT SIZE	DIAMETER (inches)	IF GRAVEL PACKED	Diameter of well including gravel pack (inches)	GRAVEL SIZE (inches)	FROM (feet)	TO (feet)
	0.01"	2"			#0	1'-6"	11'-6"

DEPTH FROM LAND TO SURFACE FEET TO FEET		FORMATION DESCRIPTION
0'-0"	4'-0"	Fill
4'-0"	11'-6"	Outwash

Sketch exact location of well with distances, to at least two permanent landmarks

MW-5

41°34.300N
72°30.184W

If yield was tested at different depths during drilling, list below

FEET	GALLONS PER MINUTE

DATE WELL COMPLETED	PERMIT NO.	REGISTRATION NO	DATE OF REPORT	WELL DRILLER (Signature)
27-December-2011		WNC.173	28-December-2011	John A. DeAngelis, III

AGENCY

CPR-9 Rev. 7/95

Do NOT fill in
STATE WELL NO.
OTHER NO.

STATE OF CONNECTICUT
DEPARTMENT OF CONSUMER PROTECTION
REAL ESTATE & PROFESSIONAL TRADES DIVISION

WELL DRILLING COMPLETION REPORT

165 Capitol Avenue, Hartford, Connecticut 06106

OWNER	NAME: Unknown		ADDRESS:	
LOCATION OF WELL	(No. & Street): 25 Skinner Street	(Town): East Hampton	(Lot Number):	
PROPOSED USE OF WELL	☐ DOMESTIC ☐ PUBLIC SUPPLY	☐ BUSINESS ESTABLISHMENT ☐ INDUSTRIAL	☐ FARM ☐ AIR CONDITIONING	■ TEST WELL ☐ OTHER (Specify)
DRILLING EQUIPMENT	☐ ROTARY	☐ COMPRESSED AIR PERCUSSION	☐ CABLE PERCUSSION	■ OTHER (Specify) Auger

CASING DETAILS	LENGTH (feet)	DIAMETER (inches)	WEIGHT PER FOOT	☐ THREADED ☐ WELDED	DRIVE SHOE ☐ YES ☐ NO	WAS CASING GROUTED? ☐ YES ☐ NO

YIELD TEST	☐ BAILED	☐ PUMPED	☐ COMPRESSED AIR	HOURS	YIELD (GPM)

WATER LEVEL	MEASURE FROM LAND SURFACE - STATIC (Specify feet)	DURING YIELD TEST (feet)	Depth of Completed Well in feet
	7'-0"		15'-0"

SCREEN DETAILS	MAKE					LENGTH OPEN TO AQUIFER (feet)	
	PVC						
	SLOT SIZE	DIAMETER (inches)	IF GRAVEL PACKED	Diameter of well including gravel pack (inches)	GRAVEL SIZE (inches)	FROM (feet)	TO (feet)
	0.01"	2"			#0	5'-0"	15'-0"

DEPTH FROM LAND TO SURFACE FEET TO FEET		FORMATION DESCRIPTION
0'-0"	1'-10"	Fill
1'-10"	14'-0"	Outwash
14'-0"	15'-0"	Rock

Sketch exact location of well with distances, to at least two permanent landmarks

MW-6

41°34.310N
72°30.209W

If yield was tested at different depths during drilling, list below

FEET	GALLONS PER MINUTE

DATE WELL COMPLETED	PERMIT NO.	REGISTRATION NO	DATE OF REPORT	WELL DRILLER (Signature)
27-December-2011		WNC.173	28-December-2011	John A. DeAngelis, III

AGENCY

CPR-9 Rev. 7/95

Do NOT fill in
STATE WELL NO.
OTHER NO.

STATE OF CONNECTICUT
DEPARTMENT OF CONSUMER PROTECTION
REAL ESTATE & PROFESSIONAL TRADES DIVISION

WELL DRILLING COMPLETION REPORT

165 Capitol Avenue, Hartford, Connecticut 06106

OWNER	NAME: Unknown		ADDRESS:	
LOCATION OF WELL	(No. & Street): 25 Skinner Street	(Town): East Hampton	(Lot Number):	
PROPOSED USE OF WELL	☐ DOMESTIC ☐ BUSINESS ESTABLISHMENT ☐ FARM ■ TEST WELL	☐ PUBLIC SUPPLY ☐ INDUSTRIAL ☐ AIR CONDITIONING ☐ OTHER (Specify)		
DRILLING EQUIPMENT	☐ ROTARY ☐ COMPRESSED AIR PERCUSSION ☐ CABLE PERCUSSION ■ OTHER (Specify) Auger			
CASING DETAILS	LENGTH (feet):	DIAMETER (inches):	WEIGHT PER FOOT:	☐ THREADED ☐ WELDED; DRIVE SHOE ☐ YES ☐ NO; WAS CASING GROUTED? ☐ YES ☐ NO
YIELD TEST	☐ BAILED ☐ PUMPED ☐ COMPRESSED AIR	HOURS:	YIELD (GPM):	
WATER LEVEL	MEASURE FROM LAND SURFACE - STATIC (Specify feet): 3'-0" * Estimated	DURING YIELD TEST (feet):	Depth of Completed Well in feet: 11'-6"	
SCREEN DETAILS	MAKE: PVC			LENGTH OPEN TO AQUIFER (feet):

SLOT SIZE	DIAMETER (inches)	IF GRAVEL PACKED	Diameter of well including gravel pack (inches)	GRAVEL SIZE (inches)	FROM (feet)	TO (feet)
0.01"	2"			#0	1'-6"	11'-6"

DEPTH FROM LAND TO SURFACE FEET TO FEET		FORMATION DESCRIPTION
0'-0"	3'-0"	Fill
3'-0"	4'-0"	Organics
4'-0"	11'-0"	Outwash
11'-0"	11'-6"	Till

Sketch exact location of well with distances, to at least two permanent landmarks

MW-7

41°34.276N
72°30.199W

If yield was tested at different depths during drilling, list below

FEET	GALLONS PER MINUTE

DATE WELL COMPLETED	PERMIT NO.	REGISTRATION NO.	DATE OF REPORT	WELL DRILLER (Signature)
28-December-2011		WNC.173	29-December-2011	John A. DeAngelis, III

AGENCY

SITE LLC
Sub-surface Investigations, Technology & Experience

Client: **VANASSE HANGEN BRUSTLIN, INC.**
54 TUTTLE PLACE
MIDDLETOWN, CT 06457

Project: 25 Skinner Street, East Hampton, CT

Date: Tuesday, 20 December 2011

Project Manager: Philip Rydel

(203) 490-4777 63 Lancaster Drive, Beacon Falls Connecticut 06403 www.site-llc.com

SITElog® Report **SITEpics**

SITE LLC
Sub-surface Investigations, Technology & Experience

Client: **VANASSE HANGEN BRUSTLIN, INC.**
54 TUTTLE PLACE
MIDDLETOWN, CT 06457

Project: 25 Skinner Street, East Hampton, CT

Date: Tuesday, 20 December 2011

Project Manager: Philip Rydel

(203) 490-4777 63 Lancaster Drive, Beacon Falls Connecticut 06403 www.site-llc.com

SITElog® Report **SITEpics**

SITE LLC
Sub-surface Investigations, Technology & Experience

Client: **VANASSE HANGEN BRUSTLIN, INC.**
54 TUTTLE PLACE
MIDDLETOWN, CT 06457

Project: 25 Skinner Street, East Hampton, CT
Date: Tuesday, 20 December 2011

Project Manager: Philip Rydel

(203) 490-4777 63 Lancaster Drive, Beacon Falls Connecticut 06403 www.site-llc.com

SITElog® Report **SITEpics**

SITE LLC
Sub-surface Investigations, Technology & Experience

Client: **VANASSE HANGEN BRUSTLIN, INC.**
54 TUTTLE PLACE
MIDDLETOWN, CT 06457

Project: 25 Skinner Street, East Hampton, CT
Date: Tuesday, 20 December 2011

Project Manager: Philip Rydel

(203) 490-4777 63 Lancaster Drive, Beacon Falls Connecticut 06403 www.site-llc.com

SITElog® Report **SITEpics**

SITE LLC
Sub-surface Investigations, Technology & Experience

Client: **VANASSE HANGEN BRUSTLIN, INC.**
54 TUTTLE PLACE
MIDDLETOWN, CT 06457

Project: 25 Skinner Street, East Hampton, CT
Date: Tuesday, 20 December 2011

Project Manager: Philip Rydel

(203) 490-4777 63 Lancaster Drive, Beacon Falls Connecticut 06403 www.site-llc.com

SITElog® Report **SITEpics**



(203) 490-4777 63 Lancaster Drive, Beacon Falls Connecticut 06403 www.site-llc.com

SITElog® Report

Tuesday, 16 July 2013

Peter Chiarizio, LEP
Vanasse Hangen Brustlin, Inc.
54 Tuttle Place
Middletown, CT 06457

Re: **Monitor Well & Soil Borings**
25 Skinner Street, East Hampton, CT

Dear Pete,

Attached is the SITElog® Report (in .PDF format) for the work completed at the above referenced site.

Thank you for providing us the opportunity to serve you. We hope the work our company has performed exceeded your expectations and that you are pleased. If so, recommending us to your associates would be appreciated.

Should you have any questions or concerns, please feel free to contact us at (203) 490-4777.

We look forward to working with you again in the near future.

Visit us on the web! **www.site-llc.com**

Sincerely,
SITE, LLC
John A. DeAngelis, Jr.
John A. DeAngelis, Jr.
Managing Member

SITE LLC

Sub-surface Investigations, Technology & Experience

Client:

Vanasse Hangen Brustlin, Inc.

Project:

25 Skinner Street, East Hampton, CT

Date:

Tuesday, 9 July 2013

Client: **VANASSE HANGEN BRUSTLIN, INC.**
54 TUTTLE PLACE
MIDDLETOWN, CT 06457

Project: 25 Skinner Street, East Hampton, CT

Date: Tuesday, 9 July 2013

Project Manager: Peter Chiarizio, LEP

(203) 490-4777 63 Lancaster Drive, Beacon Falls Connecticut 06403 www.site-llc.com

SITElog® Report **SITEmap**

SITE LLC
Sub-surface Investigations, Technology & Experience

Client: **VANASSE HANGEN BRUSTLIN, INC.**
54 TUTTLE PLACE
MIDDLETOWN, CT 06457

Project: 25 Skinner Street, East Hampton, CT
Date: Tuesday, 9 July 2013
Water: 8'-0"
Ground Elev.:
Project Manager: Peter Chiarizio, LEP

(203) 490-4777 63 Lancaster Drive, Beacon Falls Connecticut 06403 www.site-llc.com

SITElog® Report **B-200**

Depth	Blows per 6"	Moisture	Changes	Color	DESCRIPTION OF FINDINGS	General	No.	Pen.	Rec.
0' to 5'	P U S H	Damp	0.25	bl	ASPHALT (3" thick)		1	60"	40"
				br	SAND m/w Stone, little Silt	FILL			
5' to 10'	P U S H	Wet	5.50				2	60"	52"
			6.00	d.br	ORGANIC SILT	ORGANICS			
				br	SAND, some Cobbles, little Gravel, Silt	OUTWASH			
			10.00		End of Exploration @ 10.00				

KEY bl - black w - white gy - grey tn - tan ro - rust/orange ob - olive/brown og - olive/grey d. - dark l. - light l/w -layered with m/w -mixed with

Fill
Organics
Subsoil
Silt
Silty Sand
Clay
Sand
Gravel
Cobble
Till
Rock
Water
SPT
Curb Box
Riser
Bentonite
Screen

GPS Coor: 41°34.311N 72°30.183W
Driller Name: J. DeAngelis, III
Helper Name: J. DeAngelis, Jr.
Drill Equip: Geoprobe®
Hammer Wgt:
Sampler: Macro
Casing:

DISCLAIMER: Some GPS coord., descriptions and boundaries are not guaranteed.

SITE LLC
Sub-surface Investigations, Technology & Experience

Client: **VANASSE HANGEN BRUSTLIN, INC.**
54 TUTTLE PLACE
MIDDLETOWN, CT 06457

Project: 25 Skinner Street, East Hampton, CT
Date: Tuesday, 9 July 2013
Water: 6'-6"
Ground Elev.:
Project Manager: Peter Chiarizio, LEP

(203) 490-4777 63 Lancaster Drive, Beacon Falls Connecticut 06403 www.site-llc.com

SITElog® Report **B-201**

Depth	Blows per 6"	Moisture	Changes	Color	DESCRIPTION OF FINDINGS	General	No.	Pen.	Rec.
0' to 5'	P U S H	Damp	0.25	bl	ASPHALT (3" thick)		1	60"	38"
				br/rb	SAND m/w Silt, Gravel	FILL			
			2.50						
				d.br	SAND, some Organic Silt				
5' 5' to 10'	P U S H	Wet				ALLUVIUM?	2	60"	42"
			5.50	br	SAND(m-f), little Organic Silt				
				br/ro	SAND, some Gravel, little Silt	OUTWASH			
10'			10.00						
					End of Exploration @ 10.00				
15'									
20'									
25'									
30'									
35'					* 1st Attempt: Refusal @ 2.50				

KEY bl - black w - white gy - grey tn - tan ro - rust/orange ob - olive/brown og - olive/grey d. - dark l. - light l/w -layered with m/w -mixed with

Fill
Organics
Subsoil
Silt
Silty Sand
Clay
Sand
Gravel
Cobble
Till
Rock
Water
SPT
Curb Box
Riser
Bentonite
Screen

GPS Coor: 41°34.306N 72°30.194W
Driller Name: J. DeAngelis, III
Helper Name: J. DeAngelis, Jr.
Drill Equip: Geoprobe®
Hammer Wgt:
Sampler: Macro
Casing:

DISCLAIMER: Some GPS coord., descriptions and boundaries are not guaranteed.

SITE LLC
Sub-surface Investigations, Technology & Experience

Client: **VANASSE HANGEN BRUSTLIN, INC.**
54 TUTTLE PLACE
MIDDLETOWN, CT 06457

Project: 25 Skinner Street, East Hampton, CT
Date: Tuesday, 9 July 2013
Water: 7'-0"
Ground Elev.:
Project Manager: Peter Chiarizio, LEP

(203) 490-4777 63 Lancaster Drive, Beacon Falls Connecticut 06403 www.site-llc.com

SITElog® Report **B-202**

Depth	Blows per 6"	Moisture	Changes	Color	DESCRIPTION OF FINDINGS	General	No.	Pen.	Rec.
0' to 5'	P U S H	Damp	0.25	d.br	TOPSOIL (3" thick)		1	60"	24"
			1.75	rb	SAND, little Gravel, Silt				
			2.08	d.br	TOPSOIL, trace Gravel				
			4.00	ro	SAND, some Silt	FILL			
5' 5' to 10'	P U S H	Wet	6.00	tn	SAND, little Gravel		2	60"	40"
			8.00	rb	SAND, little Gravel, Silt				
10'			10.00	ob	SAND(c-f), little Gravel, Silt	OUTWASH			

End of Exploration @ 10.00

15' 20' 25' 30' 35'

KEY bl - black w - white gy - grey tn - tan ro - rust/orange ob - olive/brown og - olive/grey d. - dark l. - light l/w -layered with m/w -mixed with

Fill
Organics
Subsoil
Silt
Silty Sand
Clay
Sand
Gravel
Cobble
Till
Rock
Water
SPT
Curb Box
Riser
Bentonite
Screen

GPS Coor: 41°34.305N 72°30.190W
Driller Name: J. DeAngelis, III
Helper Name: J. DeAngelis, Jr.
Drill Equip: Geoprobe®
Hammer Wgt:
Sampler: Macro
Casing:

DISCLAIMER: Some GPS coord., descriptions and boundaries are not guaranteed.

SITE LLC
Sub-surface Investigations, Technology & Experience

Client: **VANASSE HANGEN BRUSTLIN, INC.**
54 TUTTLE PLACE
MIDDLETOWN, CT 06457

Project: 25 Skinner Street, East Hampton, CT
Date: Tuesday, 9 July 2013
Water: 0'-6"
Ground Elev.:
Project Manager: Peter Chiarizio, LEP

(203) 490-4777 63 Lancaster Drive, Beacon Falls Connecticut 06403 www.site-llc.com

SITElog® Report **B-203**

Depth	Blows per 6"	Moisture	Changes	Color	DESCRIPTION OF FINDINGS	General	No.	Pen.	Rec.
0' to 5'	P U S H	Wet	0.17	bl	ASPHALT (2" thick)	FILL	1	60"	30"
			0.75	br	SAND m/w Silt, Stone				
			1.50	d.br	TOPSOIL, little Stone	TOPSOIL			
5' 5' to 10'	P U S H	Wet		br	SAND, little Gravel, Silt	OUTWASH	2	60"	32"
			6.00						
				gy	SAND(m-f), little Silt, trace Stone	TILL?			
10'			10.00						

End of Exploration @ 10.00

15' 20' 25' 30' 35'

KEY bl - black w - white gy - grey tn - tan ro - rust/orange ob - olive/brown og - olive/grey d. - dark l. - light l/w -layered with m/w -mixed with

Fill
Organics
Subsoil
Silt
Silty Sand
Clay
Sand
Gravel
Cobble
Till
Rock
Water
SPT
Curb Box
Riser
Bentonite
Screen

GPS Coor: 41°34.292N 72°30.200W
Driller Name: J. DeAngelis, III
Helper Name: J. DeAngelis, Jr.
Drill Equip: Geoprobe®
Hammer Wgt:
Sampler: Macro
Casing:

DISCLAIMER: Some GPS coord., descriptions and boundaries are not guaranteed.

SITE LLC
Sub-surface Investigations, Technology & Experience

Client: **VANASSE HANGEN BRUSTLIN, INC.**
54 TUTTLE PLACE
MIDDLETOWN, CT 06457

Project: 25 Skinner Street, East Hampton, CT
Date: Tuesday, 9 July 2013
Water: 0'-9"
Ground Elev.:
Project Manager: Peter Chiarizio, LEP

(203) 490-4777 63 Lancaster Drive, Beacon Falls Connecticut 06403 www.site-llc.com

SITElog® Report **B-204**

Depth	Blows per 6"	Moisture	Changes	Color	DESCRIPTION OF FINDINGS	General	No.	Pen.	Rec.
0' to 5'	P U S H	Wet	0.25	bl	ASPHALT (3" thick)		1	60"	26"
				d.br	SAND m/w Silt, Stone	FILL			
					SAND(vc-m)				
5' to 10'	P U S H	Wet					2	60"	42"
			6.00						
			7.25	br/ro	SAND(f-m), little Silt	DELTAIC			
				br	SAND(c-f), trace Gravel, Silt	OUTWASH			
10'			10.00						
					End of Exploration @ 10.00				

KEY bl - black w - white gy - grey tn - tan ro - rust/orange ob - olive/brown og - olive/grey d. - dark l. - light l/w -layered with m/w -mixed with

Fill
Organics
Subsoil
Silt
Silty Sand
Clay
Sand
Gravel
Cobble
Till
Rock
Water
SPT
Curb Box
Riser
Bentonite
Screen

GPS Coor: 41°34.294N 72°30.191W
Driller Name: J. DeAngelis, III
Helper Name: J. DeAngelis, Jr.
Drill Equip: Geoprobe®
Hammer Wgt:
Sampler: Macro
Casing:

DISCLAIMER: Some GPS coord., descriptions and boundaries are not guaranteed.

SITE LLC
Sub-surface Investigations, Technology & Experience

Client: **VANASSE HANGEN BRUSTLIN, INC.**
54 TUTTLE PLACE
MIDDLETOWN, CT 06457

Project: 25 Skinner Street, East Hampton, CT
Date: Tuesday, 9 July 2013
Water: 1'-9"
Ground Elev.:
Project Manager: Peter Chiarizio, LEP

(203) 490-4777 63 Lancaster Drive, Beacon Falls Connecticut 06403 www.site-llc.com

SITElog® Report **B-205 MW-8**

Depth	Blows per 6"	Moisture	Changes	Color	DESCRIPTION OF FINDINGS	General	No.	Pen.	Rec.
0' to 5'	P U S H	Wet	0.25	bl	ASPHALT (3" thick)		1	60"	26"
			0.83	bl	SAND w/Stone				
			1.08	rb	SAND, little Gravel, Silt	FILL			
			1.50	bl	SAND, some Organic Silt				
5' 5' to 10'	P U S H	Wet	1.92	green	PULP (Saw Dust?)		2	60"	40"
			6.00	bl	SAND m/w Coal?				
			7.50	gy	SAND(c-f), little Silt	OUTWASH			
10'			11.00	gy/rb	SAND, some Weathered Stone, Silt	TILL			

End of Exploration @ 11.00

15' Set 1" PVC @ 11'-0" w/10' Screen
Sand to 1'-0"
Bi-Pellets to 0'-6"
Backfill to 3"
Saw Cut
20' Concrete, Curb Box
Threaded Plug, Expandable

25'
30'
35'

KEY bl - black w - white gy - grey tn - tan ro - rust/orange ob - olive/brown og - olive/grey d. - dark l. - light l/w -layered with m/w -mixed with

Fill
Organics
Subsoil
Silt
Silty Sand
Clay
Sand
Gravel
Cobble
Till
Rock
Water
SPT
Curb Box
Riser
Bentonite
Screen

GPS Coor: 41°34.282N 72°30.186W
Driller Name: J. DeAngelis, III
Helper Name: J. DeAngelis, Jr.
Drill Equip: Geoprobe®
Hammer Wgt:
Sampler: Macro
Casing:

DISCLAIMER: Some GPS coord., descriptions and boundaries are not guaranteed.

SITE LLC
Sub-surface Investigations, Technology & Experience

Client: **VANASSE HANGEN BRUSTLIN, INC.**
54 TUTTLE PLACE
MIDDLETOWN, CT 06457

Project: 25 Skinner Street, East Hampton, CT
Date: Tuesday, 9 July 2013
Water: 2'-8"
Ground Elev.:
Project Manager: Peter Chiarizio, LEP

(203) 490-4777 63 Lancaster Drive, Beacon Falls Connecticut 06403 www.site-llc.com

SITElog® Report **B-208**

Depth	Blows per 6"	Moisture	Changes	Color	DESCRIPTION OF FINDINGS	General	No.	Pen.	Rec.
0' to 5'	P U S H	Wet	0.25	bl	ASPHALT (3" thick)		1	60"	35"
			0.42	bl	SAND & PROCESSED STONE	FILL			
			2.25	xb	SAND, little Gravel, Silt				
			2.50	d.br	ORGANIC SILT, little Sand	ORGANICS			
5' to 9'	P U S H	Wet		br/gy	SAND(c-f), some Gravel, trace Silt	OUTWASH	2	48"	48"
					SAND(m-f), little Silt, trace Gravel				
			8.50						
			9.00	br/ro	ROCK? - Schist	ROCK?			
					Refusal on Macro @ 9.00				

KEY bl - black w - white gy - grey tn - tan ro - rust/orange ob - olive/brown og - olive/grey d. - dark l. - light l/w -layered with m/w -mixed with

Fill, Organics, Subsoil, Silt, Silty Sand, Clay, Sand, Gravel, Cobble, Till, Rock, Water, SPT, Curb Box, Riser, Bentonite, Screen

GPS Coor: 41°34.273N 72°30.208W
Driller Name: J. DeAngelis, III
Helper Name: J. DeAngelis, Jr.
Drill Equip: Geoprobe®
Hammer Wgt:
Sampler: Macro
Casing:

DISCLAIMER: Some GPS coord., descriptions and boundaries are not guaranteed.

SITE LLC
Sub-surface Investigations, Technology & Experience

Client: **VANASSE HANGEN BRUSTLIN, INC.**
54 TUTTLE PLACE
MIDDLETOWN, CT 06457

Project: 25 Skinner Street, East Hampton, CT
Date: Tuesday, 9 July 2013
Water: 4'-4"
Ground Elev.:
Project Manager: Peter Chiarizio, LEP

(203) 490-4777 63 Lancaster Drive, Beacon Falls Connecticut 06403 www.site-llc.com

SITElog® Report **B-209**

Depth	Blows per 6"	Moisture	Changes	Color	DESCRIPTION OF FINDINGS	General	No.	Pen.	Rec.
0' to 5'	P U S H	Damp	0.46	gy	CONCRETE (5½" thick)		1	60"	22"
			1.50	tn/ro	SAND, some Gravel				
			4.00	d.gy	SAND, some Organic Silt	FILL			
5' to 10'	P U S H	Wet	4.75	gy	COBBLE		2	60"	28"
			7.00	gy/br	SAND, little Organic Silt, Gravel				
			10.00	br/bl	SAND, little Silt, trace Gravel	ALLUVIUM?			
					End of Exploration @ 10.00				

KEY bl - black w - white gy - grey tn - tan ro - rust/orange ob - olive/brown og - olive/grey d. - dark l. - light l/w -layered with m/w -mixed with

Fill
Organics
Subsoil
Silt
Silty Sand
Clay
Sand
Gravel
Cobble
Till
Rock
Water
SPT
Curb Box
Riser
Bentonite
Screen

GPS Coor: 41°34.267N 72°30.193W
Driller Name: J. DeAngelis, III
Helper Name: J. DeAngelis, Jr.
Drill Equip: Geoprobe®
Hammer Wgt:
Sampler: Macro
Casing:

DISCLAIMER: Some GPS coord., descriptions and boundaries are not guaranteed.

SITE LLC
Sub-surface Investigations, Technology & Experience

Client: **VANASSE HANGEN BRUSTLIN, INC.**
54 TUTTLE PLACE
MIDDLETOWN, CT 06457

Project: 25 Skinner Street, East Hampton, CT
Date: Tuesday, 9 July 2013
Water: 2'-6"
Ground Elev.:
Project Manager: Peter Chiarizio, LEP

(203) 490-4777 63 Lancaster Drive, Beacon Falls Connecticut 06403 www.site-llc.com

SITElog® Report **B-210**

Depth	Blows per 6"	Moisture	Changes	Color	DESCRIPTION OF FINDINGS	General	No.	Pen.	Rec.
0' to 5'	P U S H	Wet	0.17	bl	ASPHALT (3" thick)		1	60"	35"
			1.00	d.br/ro	SAND, little Silt, Stone, Ash	FILL			
			1.50	gy	SAND, some Silt				
			2.25	d.br	ORGANIC SILT, trace Sand, Fibers	ORGANICS			
5' 5' to 8'-9"	P U S H	Wet		br/ro	SAND(c-f), some Gravel, Cobbles	OUTWASH	2	46"	46"
			7.25	br/ro	ROCK? - Schist	ROTTEN ROCK?			
			8.75						
10'					Refusal on Macro @ 8.75				
15'									
20'									
25'									
30'									
35'					* 4th Attempt				

KEY bl - black w - white gy - grey tn - tan ro - rust/orange ob - olive/brown og - olive/grey d. - dark l. - light l/w -layered with m/w -mixed with

Fill
Organics
Subsoil
Silt
Silty Sand
Clay
Sand
Gravel
Cobble
Till
Rock
Water
SPT
Curb Box
Riser
Bentonite
Screen

GPS Coor: 41°34.267N 72°30.208W
Driller Name: J. DeAngelis, III
Helper Name: J. DeAngelis, Jr.
Drill Equip: Geoprobe®
Hammer Wgt:
Sampler: Macro
Casing:

DISCLAIMER: Some GPS coord., descriptions and boundaries are not guaranteed.

CPR-9 Rev. 7/95

Do NOT fill In
STATE WELL NO.
OTHER NO.

STATE OF CONNECTICUT
DEPARTMENT OF CONSUMER PROTECTION
REAL ESTATE & PROFESSIONAL TRADES DIVISION
WELL DRILLING COMPLETION REPORT
165 Capitol Avenue, Hartford, Connecticut 06106

OWNER	NAME: Unknown	ADDRESS:
LOCATION OF WELL	(No. & Street): 25 Skinner Street	(Town): East Hampton
PROPOSED USE OF WELL	☐ DOMESTIC ☐ BUSINESS ESTABLISHMENT ☐ FARM ■ TEST WELL ☐ PUBLIC SUPPLY ☐ INDUSTRIAL ☐ AIR CONDITIONING ☐ OTHER (Specify)	
DRILLING EQUIPMENT	☐ ROTARY ☐ COMPRESSED AIR PERCUSSION ☐ CABLE PERCUSSION ■ OTHER (Specify) Direct Push	

CASING DETAILS	LENGTH (feet)	DIAMETER (inches)	WEIGHT PER FOOT	☐ THREADED ☐ WELDED	DRIVE SHOE ☐ YES ☐ NO	WAS CASING GROUTED? ☐ YES ☐ NO

YIELD TEST	☐ BAILED ☐ PUMPED ☐ COMPRESSED AIR	HOURS	YIELD (GPM)

WATER LEVEL	MEASURE FROM LAND SURFACE - STATIC (Specify feet)	DURING YIELD TEST (feet)	Depth of Completed Well in feet
	1'-9"		11'-0"

SCREEN DETAILS	MAKE					LENGTH OPEN TO AQUIFER (feet)	
	PVC						
	SLOT SIZE	DIAMETER (inches)	IF GRAVEL PACKED:	Diameter of well including gravel pack (inches)	GRAVEL SIZE (inches)	FROM (feet)	TO (feet)
	0.01"	1"			#0	1'-0"	11'-0"

DEPTH FROM LAND TO SURFACE FEET TO FEET		FORMATION DESCRIPTION
0'-0"	6'-0"	Fill
6'-0"	7'-6"	Outwash
7'-6"	11'-0"	Till

Sketch exact location of well with distances, to at least two permanent landmarks

B-205 MW-8

41°34.282N
72°30.186W

If yield was tested at different depths during drilling, list below

FEET	GALLONS PER MINUTE

DATE WELL COMPLETED	PERMIT NO.	REGISTRATION NO.	DATE OF REPORT	WELL DRILLER (Signature)
9-July-2013		WNC.173	10-July-2013	John A. DeAngelis, III

AGENCY

Appendix C
Laboratory Analytical Reports

con-test® ANALYTICAL LABORATORY
39 Spruce Street * East Longmeadow, MA 01028 * FAX 413/525-6405 * TEL. 413/525-2332

January 13, 2012

Phil Rydel
Vanasse Hangen Brustlin, Inc. - CT
54 Tuttle Place
Middletown, CT 06457

Project Location: 25 Skinner Street
Client Job Number:
Project Number: 41770
Laboratory Work Order Number: 12A0156

Enclosed are results of analyses for samples received by the laboratory on January 6, 2012. If you have any questions concerning this report, please feel free to contact me.

Sincerely,

Holly L. Folsom
Project Manager

39 Spruce Street * East Longmeadow, MA 01028 * FAX 413/525-6405 * TEL. 413/525-2332

Vanasse Hangen Brustlin, Inc. - CT
54 Tuttle Place
Middletown, CT 06457
ATTN: Phil Rydel

REPORT DATE: 1/13/2012

PURCHASE ORDER NUMBER: 41770

PROJECT NUMBER: 41770

ANALYTICAL SUMMARY

WORK ORDER NUMBER: 12A0156

The results of analyses performed on the following samples submitted to the CON-TEST Analytical Laboratory are found in this report.

PROJECT LOCATION: 25 Skinner Street

FIELD SAMPLE #	LAB ID:	MATRIX	SAMPLE DESCRIPTION	TEST	SUB LAB
MW-2	12A0156-01	Ground Water		CTDEP ETPH	
				SW-846 6020A	
				SW-846 7470A	
				SW-846 8260C	
				SW-846 8270D	
MW-2 DUP	12A0156-02	Ground Water		CTDEP ETPH	
				SW-846 6020A	
				SW-846 7470A	
				SW-846 8260C	
				SW-846 8270D	
MW-1	12A0156-03	Ground Water		CTDEP ETPH	
				SW-846 6020A	
				SW-846 7470A	
				SW-846 8260C	
				SW-846 8270D	
MW-3	12A0156-04	Ground Water		CTDEP ETPH	
				SW-846 6020A	
				SW-846 7470A	
				SW-846 8260C	
				SW-846 8270D	
MW-7	12A0156-05	Ground Water		CTDEP ETPH	
				SW-846 6020A	
				SW-846 7470A	
				SW-846 8260C	
				SW-846 8270D	
MW-5	12A0156-06	Ground Water		CTDEP ETPH	
				SW-846 6020A	
				SW-846 7470A	
				SW-846 8260C	
				SW-846 8270D	
MW-6	12A0156-07	Ground Water		CTDEP ETPH	
				SW-846 6020A	
				SW-846 7470A	
				SW-846 8260C	
				SW-846 8270D	
Trip Blank	12A0156-08	Trip Blank Water		SW-846 8260C	

39 Spruce Street * East Longmeadow, MA 01028 * FAX 413/525-6405 * TEL. 413/525-2332

CASE NARRATIVE SUMMARY

All reported results are within defined laboratory quality control objectives unless listed below or otherwise qualified in this report.

For method 8270, only PAH compounds were requested and reported.

39 Spruce Street * East Longmeadow, MA 01028 * FAX 413/525-6405 * TEL. 413/525-2332

SW-846 6020A

Qualifications:

Sample required a dilution due to high internal standard recovery of the lesser diluted digestion, reporting limit is elevated.

Analyte & Samples(s) Qualified:

Beryllium

12A0156-07[MW-6]

SW-846 8260C

Qualifications:

Laboratory fortified blank/laboratory control sample recovery is outside of control limits. Reported value for this compound is likely to be biased on the low side.

Analyte & Samples(s) Qualified:

1,2-Dibromo-3-chloropropane (DBCP), trans-1,3-Dichloropropene

12A0156-01[MW-2], 12A0156-02[MW-2 DUP], 12A0156-03[MW-1], 12A0156-04[MW-3], 12A0156-05[MW-7], 12A0156-06[MW-5], 12A0156-07[MW-6], 12A0156-08[Trip Blank], B044117-BLK1, B044117-BS1

Continuing calibration did not meet method specifications and was biased on the low side for this compound. Increased uncertainty is associated with the reported value which is likely to be biased on the low side.

Analyte & Samples(s) Qualified:

1,2-Dibromo-3-chloropropane (DBCP), Bromoform, trans-1,3-Dichloropropene

12A0156-01[MW-2], 12A0156-02[MW-2 DUP], 12A0156-03[MW-1], 12A0156-04[MW-3], 12A0156-05[MW-7], 12A0156-06[MW-5], 12A0156-07[MW-6], 12A0156-08[Trip Blank], B044117-BLK1, B044117-BS1

Continuing calibration did not meet method specifications and was biased on the high side. Data validation is not affected since sample result was "not detected" for this compound.

Analyte & Samples(s) Qualified:

Acetone

B044117-BS1

SW-846 8270D

Qualifications:

Laboratory fortified blank duplicate RPD is outside of control limits. Reduced precision is anticipated for any reported value for this compound.

Analyte & Samples(s) Qualified:

Benzo(g,h,i)perylene, Fluoranthene

12A0156-01[MW-2], 12A0156-02[MW-2 DUP], 12A0156-03[MW-1], 12A0156-04[MW-3], 12A0156-05[MW-7], 12A0156-06[MW-5], 12A0156-07[MW-6], B044097-BLK1, B044097-BS1, B044097-BSD1

Continuing calibration did not meet method specifications and was biased on the low side for this compound. Increased uncertainty is associated with the reported value which is likely to be biased on the low side.

Analyte & Samples(s) Qualified:

Indeno(1,2,3-cd)pyrene

B044097-BLK1

39 Spruce Street * East Longmeadow, MA 01028 * FAX 413/525-6405 * TEL. 413/525-2332

SW-846 8260C

All water reporting limits specified on the chain-of-custody were met except for Acrylonitrile, where the most protective criteria are not met since the laboratory cannot achieve the required RCP calibration criteria at these levels, unless otherwise listed in this narrative.

The results of analyses reported only relate to samples submitted to the Con-Test Analytical Laboratory for testing.
I certify that the analyses listed above, unless specifically listed as subcontracted, if any, were performed under my direction according to the approved methodologies listed in this document, and that based upon my inquiry of those individuuals immediately responsible for obtaining the information, the material contained in this report is, to the best of my knowledge and belief, accurate and complete.

Michael A. Erickson
Laboratory Director

con-test® ANALYTICAL LABORATORY

39 Spruce Street * East Longmeadow, MA 01028 * FAX 413/525-6405 * TEL. 413/525-2332

Project Location: 25 Skinner Street | Sample Description: | Work Order: 12A0156

Date Received: 1/6/2012

Field Sample #: MW-2 | Sampled: 1/5/2012 09:30

Sample ID: 12A0156-01

Sample Matrix: Ground Water

Volatile Organic Compounds by GC/MS

Analyte	Results	RL	Units	Dilution	Flag	Method	Date Prepared	Date/Time Analyzed	Analyst
Acetone	ND	5.0	µg/L	1		SW-846 8260C	1/10/12	1/11/12 0:09	LBD
Acrylonitrile	ND	2.0	µg/L	1		SW-846 8260C	1/10/12	1/11/12 0:09	LBD
Benzene	ND	0.50	µg/L	1		SW-846 8260C	1/10/12	1/11/12 0:09	LBD
Bromobenzene	ND	0.50	µg/L	1		SW-846 8260C	1/10/12	1/11/12 0:09	LBD
Bromodichloromethane	ND	0.50	µg/L	1		SW-846 8260C	1/10/12	1/11/12 0:09	LBD
Bromoform	ND	0.50	µg/L	1	V-05	SW-846 8260C	1/10/12	1/11/12 0:09	LBD
Bromomethane	ND	0.50	µg/L	1		SW-846 8260C	1/10/12	1/11/12 0:09	LBD
2-Butanone (MEK)	ND	5.0	µg/L	1		SW-846 8260C	1/10/12	1/11/12 0:09	LBD
n-Butylbenzene	ND	1.0	µg/L	1		SW-846 8260C	1/10/12	1/11/12 0:09	LBD
sec-Butylbenzene	ND	1.0	µg/L	1		SW-846 8260C	1/10/12	1/11/12 0:09	LBD
tert-Butylbenzene	ND	1.0	µg/L	1		SW-846 8260C	1/10/12	1/11/12 0:09	LBD
Carbon Disulfide	ND	5.0	µg/L	1		SW-846 8260C	1/10/12	1/11/12 0:09	LBD
Carbon Tetrachloride	ND	0.50	µg/L	1		SW-846 8260C	1/10/12	1/11/12 0:09	LBD
Chlorobenzene	ND	0.50	µg/L	1		SW-846 8260C	1/10/12	1/11/12 0:09	LBD
Chlorodibromomethane	ND	0.50	µg/L	1		SW-846 8260C	1/10/12	1/11/12 0:09	LBD
Chloroethane	ND	0.50	µg/L	1		SW-846 8260C	1/10/12	1/11/12 0:09	LBD
Chloroform	ND	0.50	µg/L	1		SW-846 8260C	1/10/12	1/11/12 0:09	LBD
Chloromethane	ND	0.50	µg/L	1		SW-846 8260C	1/10/12	1/11/12 0:09	LBD
2-Chlorotoluene	ND	0.50	µg/L	1		SW-846 8260C	1/10/12	1/11/12 0:09	LBD
4-Chlorotoluene	ND	0.50	µg/L	1		SW-846 8260C	1/10/12	1/11/12 0:09	LBD
1,2-Dibromo-3-chloropropane (DBCP)	ND	1.0	µg/L	1	L-03, V-05	SW-846 8260C	1/10/12	1/11/12 0:09	LBD
1,2-Dibromoethane (EDB)	ND	0.50	µg/L	1		SW-846 8260C	1/10/12	1/11/12 0:09	LBD
Dibromomethane	ND	0.50	µg/L	1		SW-846 8260C	1/10/12	1/11/12 0:09	LBD
1,2-Dichlorobenzene	ND	0.50	µg/L	1		SW-846 8260C	1/10/12	1/11/12 0:09	LBD
1,3-Dichlorobenzene	ND	0.50	µg/L	1		SW-846 8260C	1/10/12	1/11/12 0:09	LBD
1,4-Dichlorobenzene	ND	0.50	µg/L	1		SW-846 8260C	1/10/12	1/11/12 0:09	LBD
trans-1,4-Dichloro-2-butene	ND	2.0	µg/L	1		SW-846 8260C	1/10/12	1/11/12 0:09	LBD
Dichlorodifluoromethane (Freon 12)	ND	0.50	µg/L	1		SW-846 8260C	1/10/12	1/11/12 0:09	LBD
1,1-Dichloroethane	ND	0.50	µg/L	1		SW-846 8260C	1/10/12	1/11/12 0:09	LBD
1,2-Dichloroethane	ND	0.50	µg/L	1		SW-846 8260C	1/10/12	1/11/12 0:09	LBD
1,1-Dichloroethylene	ND	0.50	µg/L	1		SW-846 8260C	1/10/12	1/11/12 0:09	LBD
cis-1,2-Dichloroethylene	ND	0.50	µg/L	1		SW-846 8260C	1/10/12	1/11/12 0:09	LBD
trans-1,2-Dichloroethylene	ND	1.0	µg/L	1		SW-846 8260C	1/10/12	1/11/12 0:09	LBD
1,2-Dichloropropane	ND	0.50	µg/L	1		SW-846 8260C	1/10/12	1/11/12 0:09	LBD
1,3-Dichloropropane	ND	0.50	µg/L	1		SW-846 8260C	1/10/12	1/11/12 0:09	LBD
2,2-Dichloropropane	ND	0.50	µg/L	1		SW-846 8260C	1/10/12	1/11/12 0:09	LBD
1,1-Dichloropropene	ND	0.50	µg/L	1		SW-846 8260C	1/10/12	1/11/12 0:09	LBD
cis-1,3-Dichloropropene	ND	0.50	µg/L	1		SW-846 8260C	1/10/12	1/11/12 0:09	LBD
trans-1,3-Dichloropropene	ND	0.50	µg/L	1	L-03, V-05	SW-846 8260C	1/10/12	1/11/12 0:09	LBD
Ethylbenzene	ND	0.50	µg/L	1		SW-846 8260C	1/10/12	1/11/12 0:09	LBD
Hexachlorobutadiene	ND	0.40	µg/L	1		SW-846 8260C	1/10/12	1/11/12 0:09	LBD
2-Hexanone (MBK)	ND	5.0	µg/L	1		SW-846 8260C	1/10/12	1/11/12 0:09	LBD
Isopropylbenzene (Cumene)	ND	0.50	µg/L	1		SW-846 8260C	1/10/12	1/11/12 0:09	LBD

con-test® ANALYTICAL LABORATORY

39 Spruce Street * East Longmeadow, MA 01028 * FAX 413/525-6405 * TEL. 413/525-2332

Project Location: 25 Skinner Street | Sample Description: | Work Order: 12A0156

Date Received: 1/6/2012

Field Sample #: MW-2 | Sampled: 1/5/2012 09:30

Sample ID: 12A0156-01

Sample Matrix: Ground Water

Volatile Organic Compounds by GC/MS

Analyte	Results	RL	Units	Dilution	Flag	Method	Date Prepared	Date/Time Analyzed	Analyst
p-Isopropyltoluene (p-Cymene)	ND	0.50	µg/L	1		SW-846 8260C	1/10/12	1/11/12 0:09	LBD
Methyl tert-Butyl Ether (MTBE)	0.56	0.50	µg/L	1		SW-846 8260C	1/10/12	1/11/12 0:09	LBD
Methylene Chloride	ND	5.0	µg/L	1		SW-846 8260C	1/10/12	1/11/12 0:09	LBD
4-Methyl-2-pentanone (MIBK)	ND	5.0	µg/L	1		SW-846 8260C	1/10/12	1/11/12 0:09	LBD
Naphthalene	ND	2.0	µg/L	1		SW-846 8260C	1/10/12	1/11/12 0:09	LBD
n-Propylbenzene	ND	1.0	µg/L	1		SW-846 8260C	1/10/12	1/11/12 0:09	LBD
Styrene	ND	1.0	µg/L	1		SW-846 8260C	1/10/12	1/11/12 0:09	LBD
1,1,1,2-Tetrachloroethane	ND	1.0	µg/L	1		SW-846 8260C	1/10/12	1/11/12 0:09	LBD
1,1,2,2-Tetrachloroethane	ND	0.50	µg/L	1		SW-846 8260C	1/10/12	1/11/12 0:09	LBD
Tetrachloroethylene	ND	1.0	µg/L	1		SW-846 8260C	1/10/12	1/11/12 0:09	LBD
Tetrahydrofuran	ND	10	µg/L	1		SW-846 8260C	1/10/12	1/11/12 0:09	LBD
Toluene	ND	1.0	µg/L	1		SW-846 8260C	1/10/12	1/11/12 0:09	LBD
1,2,3-Trichlorobenzene	ND	0.50	µg/L	1		SW-846 8260C	1/10/12	1/11/12 0:09	LBD
1,2,4-Trichlorobenzene	ND	0.50	µg/L	1		SW-846 8260C	1/10/12	1/11/12 0:09	LBD
1,1,1-Trichloroethane	ND	0.50	µg/L	1		SW-846 8260C	1/10/12	1/11/12 0:09	LBD
1,1,2-Trichloroethane	ND	0.50	µg/L	1		SW-846 8260C	1/10/12	1/11/12 0:09	LBD
Trichloroethylene	ND	1.0	µg/L	1		SW-846 8260C	1/10/12	1/11/12 0:09	LBD
Trichlorofluoromethane (Freon 11)	ND	2.0	µg/L	1		SW-846 8260C	1/10/12	1/11/12 0:09	LBD
1,2,3-Trichloropropane	ND	0.50	µg/L	1		SW-846 8260C	1/10/12	1/11/12 0:09	LBD
1,1,2-Trichloro-1,2,2-trifluoroethane (Freon 113)	ND	0.50	µg/L	1		SW-846 8260C	1/10/12	1/11/12 0:09	LBD
1,2,4-Trimethylbenzene	ND	0.50	µg/L	1		SW-846 8260C	1/10/12	1/11/12 0:09	LBD
1,3,5-Trimethylbenzene	ND	0.50	µg/L	1		SW-846 8260C	1/10/12	1/11/12 0:09	LBD
Vinyl Chloride	ND	1.0	µg/L	1		SW-846 8260C	1/10/12	1/11/12 0:09	LBD
m+p Xylene	ND	2.0	µg/L	1		SW-846 8260C	1/10/12	1/11/12 0:09	LBD
o-Xylene	ND	1.0	µg/L	1		SW-846 8260C	1/10/12	1/11/12 0:09	LBD

Surrogates	% Recovery	Recovery Limits	Flag	
1,2-Dichloroethane-d4	85.4	70-130		1/11/12 0:09
Toluene-d8	100	70-130		1/11/12 0:09
4-Bromofluorobenzene	95.9	70-130		1/11/12 0:09

con-test® ANALYTICAL LABORATORY

39 Spruce Street * East Longmeadow, MA 01028 * FAX 413/525-6405 * TEL. 413/525-2332

Project Location: 25 Skinner Street | Sample Description: | Work Order: 12A0156

Date Received: 1/6/2012

Field Sample #: MW-2 | Sampled: 1/5/2012 09:30

Sample ID: 12A0156-01

Sample Matrix: Ground Water

Semivolatile Organic Compounds by GC/MS

Analyte	Results	RL	Units	Dilution	Flag	Method	Date Prepared	Date/Time Analyzed	Analyst
Acenaphthene	ND	0.30	µg/L	1		SW-846 8270D	1/10/12	1/12/12 16:53	CDT
Acenaphthylene	ND	0.30	µg/L	1		SW-846 8270D	1/10/12	1/12/12 16:53	CDT
Anthracene	ND	0.20	µg/L	1		SW-846 8270D	1/10/12	1/12/12 16:53	CDT
Benzo(a)anthracene	ND	0.050	µg/L	1		SW-846 8270D	1/10/12	1/12/12 16:53	CDT
Benzo(a)pyrene	ND	0.10	µg/L	1		SW-846 8270D	1/10/12	1/12/12 16:53	CDT
Benzo(b)fluoranthene	ND	0.050	µg/L	1		SW-846 8270D	1/10/12	1/12/12 16:53	CDT
Benzo(g,h,i)perylene	ND	0.50	µg/L	1	R-05	SW-846 8270D	1/10/12	1/12/12 16:53	CDT
Benzo(k)fluoranthene	ND	0.20	µg/L	1		SW-846 8270D	1/10/12	1/12/12 16:53	CDT
Chrysene	ND	0.20	µg/L	1		SW-846 8270D	1/10/12	1/12/12 16:53	CDT
Dibenz(a,h)anthracene	ND	0.20	µg/L	1		SW-846 8270D	1/10/12	1/12/12 16:53	CDT
Fluoranthene	ND	0.50	µg/L	1	R-05	SW-846 8270D	1/10/12	1/12/12 16:53	CDT
Fluorene	ND	1.0	µg/L	1		SW-846 8270D	1/10/12	1/12/12 16:53	CDT
Indeno(1,2,3-cd)pyrene	ND	0.20	µg/L	1		SW-846 8270D	1/10/12	1/12/12 16:53	CDT
2-Methylnaphthalene	ND	1.0	µg/L	1		SW-846 8270D	1/10/12	1/12/12 16:53	CDT
Naphthalene	ND	1.0	µg/L	1		SW-846 8270D	1/10/12	1/12/12 16:53	CDT
Phenanthrene	ND	0.050	µg/L	1		SW-846 8270D	1/10/12	1/12/12 16:53	CDT
Pyrene	ND	1.0	µg/L	1		SW-846 8270D	1/10/12	1/12/12 16:53	CDT

Surrogates	% Recovery	Recovery Limits	Flag	
Nitrobenzene-d5	81.7	30-130		1/12/12 16:53
2-Fluorobiphenyl	60.4	30-130		1/12/12 16:53
Terphenyl-d14	71.5	30-130		1/12/12 16:53

39 Spruce Street * East Longmeadow, MA 01028 * FAX 413/525-6405 * TEL. 413/525-2332

Project Location: 25 Skinner Street | Sample Description: | Work Order: 12A0156

Date Received: 1/6/2012

Field Sample #: MW-2 | Sampled: 1/5/2012 09:30

Sample ID: 12A0156-01

Sample Matrix: Ground Water

Petroleum Hydrocarbons Analyses

Analyte	Results	RL	Units	Dilution	Flag	Method	Date Prepared	Date/Time Analyzed	Analyst
CT ETPH	ND	0.075	mg/L	1		CTDEP ETPH	1/11/12	1/12/12 19:51	SCS

Surrogates	% Recovery	Recovery Limits	Flag	
o-Terphenyl	69.8	50-150		1/12/12 19:51

39 Spruce Street * East Longmeadow, MA 01028 * FAX 413/525-6405 * TEL. 413/525-2332

Project Location: 25 Skinner Street
Sample Description:
Work Order: 12A0156

Date Received: 1/6/2012

Field Sample #: MW-2
Sampled: 1/5/2012 09:30

Sample ID: 12A0156-01

Sample Matrix: Ground Water

Metals Analyses (Total)

Analyte	Results	RL	Units	Dilution	Flag	Method	Date Prepared	Date/Time Analyzed	Analyst
Antimony	ND	5.0	µg/L	5		SW-846 6020A	1/9/12	1/10/12 12:01	KSH
Arsenic	6.9	2.0	µg/L	5		SW-846 6020A	1/9/12	1/10/12 12:01	KSH
Barium	81	50	µg/L	5		SW-846 6020A	1/9/12	1/10/12 12:01	KSH
Beryllium	ND	2.0	µg/L	5		SW-846 6020A	1/9/12	1/10/12 12:01	KSH
Cadmium	ND	2.5	µg/L	5		SW-846 6020A	1/9/12	1/10/12 12:01	KSH
Chromium	ND	5.0	µg/L	5		SW-846 6020A	1/9/12	1/10/12 12:01	KSH
Copper	ND	25	µg/L	5		SW-846 6020A	1/9/12	1/10/12 12:01	KSH
Lead	ND	5.0	µg/L	5		SW-846 6020A	1/9/12	1/10/12 12:01	KSH
Mercury	ND	0.00010	mg/L	1		SW-846 7470A	1/9/12	1/11/12 10:48	AMR
Nickel	ND	25	µg/L	5		SW-846 6020A	1/9/12	1/10/12 12:01	KSH
Selenium	ND	25	µg/L	5		SW-846 6020A	1/9/12	1/10/12 12:01	KSH
Silver	ND	2.5	µg/L	5		SW-846 6020A	1/9/12	1/10/12 12:01	KSH
Thallium	ND	1.0	µg/L	5		SW-846 6020A	1/9/12	1/10/12 12:01	KSH
Vanadium	ND	25	µg/L	5		SW-846 6020A	1/9/12	1/10/12 12:01	KSH
Zinc	ND	50	µg/L	5		SW-846 6020A	1/9/12	1/10/12 12:01	KSH

con-test® ANALYTICAL LABORATORY

39 Spruce Street * East Longmeadow, MA 01028 * FAX 413/525-6405 * TEL. 413/525-2332

Project Location: 25 Skinner Street | Sample Description: | Work Order: 12A0156

Date Received: 1/6/2012

Field Sample #: MW-2 DUP | Sampled: 1/5/2012 09:45

Sample ID: 12A0156-02

Sample Matrix: Ground Water

Volatile Organic Compounds by GC/MS

Analyte	Results	RL	Units	Dilution	Flag	Method	Date Prepared	Date/Time Analyzed	Analyst
Acetone	ND	5.0	µg/L	1		SW-846 8260C	1/10/12	1/11/12 0:40	LBD
Acrylonitrile	ND	2.0	µg/L	1		SW-846 8260C	1/10/12	1/11/12 0:40	LBD
Benzene	ND	0.50	µg/L	1		SW-846 8260C	1/10/12	1/11/12 0:40	LBD
Bromobenzene	ND	0.50	µg/L	1		SW-846 8260C	1/10/12	1/11/12 0:40	LBD
Bromodichloromethane	ND	0.50	µg/L	1		SW-846 8260C	1/10/12	1/11/12 0:40	LBD
Bromoform	ND	0.50	µg/L	1	V-05	SW-846 8260C	1/10/12	1/11/12 0:40	LBD
Bromomethane	ND	0.50	µg/L	1		SW-846 8260C	1/10/12	1/11/12 0:40	LBD
2-Butanone (MEK)	ND	5.0	µg/L	1		SW-846 8260C	1/10/12	1/11/12 0:40	LBD
n-Butylbenzene	ND	1.0	µg/L	1		SW-846 8260C	1/10/12	1/11/12 0:40	LBD
sec-Butylbenzene	ND	1.0	µg/L	1		SW-846 8260C	1/10/12	1/11/12 0:40	LBD
tert-Butylbenzene	ND	1.0	µg/L	1		SW-846 8260C	1/10/12	1/11/12 0:40	LBD
Carbon Disulfide	ND	5.0	µg/L	1		SW-846 8260C	1/10/12	1/11/12 0:40	LBD
Carbon Tetrachloride	ND	0.50	µg/L	1		SW-846 8260C	1/10/12	1/11/12 0:40	LBD
Chlorobenzene	ND	0.50	µg/L	1		SW-846 8260C	1/10/12	1/11/12 0:40	LBD
Chlorodibromomethane	ND	0.50	µg/L	1		SW-846 8260C	1/10/12	1/11/12 0:40	LBD
Chloroethane	ND	0.50	µg/L	1		SW-846 8260C	1/10/12	1/11/12 0:40	LBD
Chloroform	ND	0.50	µg/L	1		SW-846 8260C	1/10/12	1/11/12 0:40	LBD
Chloromethane	ND	0.50	µg/L	1		SW-846 8260C	1/10/12	1/11/12 0:40	LBD
2-Chlorotoluene	ND	0.50	µg/L	1		SW-846 8260C	1/10/12	1/11/12 0:40	LBD
4-Chlorotoluene	ND	0.50	µg/L	1		SW-846 8260C	1/10/12	1/11/12 0:40	LBD
1,2-Dibromo-3-chloropropane (DBCP)	ND	1.0	µg/L	1	L-03, V-05	SW-846 8260C	1/10/12	1/11/12 0:40	LBD
1,2-Dibromoethane (EDB)	ND	0.50	µg/L	1		SW-846 8260C	1/10/12	1/11/12 0:40	LBD
Dibromomethane	ND	0.50	µg/L	1		SW-846 8260C	1/10/12	1/11/12 0:40	LBD
1,2-Dichlorobenzene	ND	0.50	µg/L	1		SW-846 8260C	1/10/12	1/11/12 0:40	LBD
1,3-Dichlorobenzene	ND	0.50	µg/L	1		SW-846 8260C	1/10/12	1/11/12 0:40	LBD
1,4-Dichlorobenzene	ND	0.50	µg/L	1		SW-846 8260C	1/10/12	1/11/12 0:40	LBD
trans-1,4-Dichloro-2-butene	ND	2.0	µg/L	1		SW-846 8260C	1/10/12	1/11/12 0:40	LBD
Dichlorodifluoromethane (Freon 12)	ND	0.50	µg/L	1		SW-846 8260C	1/10/12	1/11/12 0:40	LBD
1,1-Dichloroethane	ND	0.50	µg/L	1		SW-846 8260C	1/10/12	1/11/12 0:40	LBD
1,2-Dichloroethane	ND	0.50	µg/L	1		SW-846 8260C	1/10/12	1/11/12 0:40	LBD
1,1-Dichloroethylene	ND	0.50	µg/L	1		SW-846 8260C	1/10/12	1/11/12 0:40	LBD
cis-1,2-Dichloroethylene	ND	0.50	µg/L	1		SW-846 8260C	1/10/12	1/11/12 0:40	LBD
trans-1,2-Dichloroethylene	ND	1.0	µg/L	1		SW-846 8260C	1/10/12	1/11/12 0:40	LBD
1,2-Dichloropropane	ND	0.50	µg/L	1		SW-846 8260C	1/10/12	1/11/12 0:40	LBD
1,3-Dichloropropane	ND	0.50	µg/L	1		SW-846 8260C	1/10/12	1/11/12 0:40	LBD
2,2-Dichloropropane	ND	0.50	µg/L	1		SW-846 8260C	1/10/12	1/11/12 0:40	LBD
1,1-Dichloropropene	ND	0.50	µg/L	1		SW-846 8260C	1/10/12	1/11/12 0:40	LBD
cis-1,3-Dichloropropene	ND	0.50	µg/L	1		SW-846 8260C	1/10/12	1/11/12 0:40	LBD
trans-1,3-Dichloropropene	ND	0.50	µg/L	1	L-03, V-05	SW-846 8260C	1/10/12	1/11/12 0:40	LBD
Ethylbenzene	ND	0.50	µg/L	1		SW-846 8260C	1/10/12	1/11/12 0:40	LBD
Hexachlorobutadiene	ND	0.40	µg/L	1		SW-846 8260C	1/10/12	1/11/12 0:40	LBD
2-Hexanone (MBK)	ND	5.0	µg/L	1		SW-846 8260C	1/10/12	1/11/12 0:40	LBD
Isopropylbenzene (Cumene)	ND	0.50	µg/L	1		SW-846 8260C	1/10/12	1/11/12 0:40	LBD

con-test® ANALYTICAL LABORATORY

39 Spruce Street * East Longmeadow, MA 01028 * FAX 413/525-6405 * TEL. 413/525-2332

Project Location: 25 Skinner Street | Sample Description: | Work Order: 12A0156

Date Received: 1/6/2012

Field Sample #: MW-2 DUP | Sampled: 1/5/2012 09:45

Sample ID: 12A0156-02

Sample Matrix: Ground Water

Volatile Organic Compounds by GC/MS

Analyte	Results	RL	Units	Dilution	Flag	Method	Date Prepared	Date/Time Analyzed	Analyst
p-Isopropyltoluene (p-Cymene)	ND	0.50	µg/L	1		SW-846 8260C	1/10/12	1/11/12 0:40	LBD
Methyl tert-Butyl Ether (MTBE)	0.58	0.50	µg/L	1		SW-846 8260C	1/10/12	1/11/12 0:40	LBD
Methylene Chloride	ND	5.0	µg/L	1		SW-846 8260C	1/10/12	1/11/12 0:40	LBD
4-Methyl-2-pentanone (MIBK)	ND	5.0	µg/L	1		SW-846 8260C	1/10/12	1/11/12 0:40	LBD
Naphthalene	ND	2.0	µg/L	1		SW-846 8260C	1/10/12	1/11/12 0:40	LBD
n-Propylbenzene	ND	1.0	µg/L	1		SW-846 8260C	1/10/12	1/11/12 0:40	LBD
Styrene	ND	1.0	µg/L	1		SW-846 8260C	1/10/12	1/11/12 0:40	LBD
1,1,1,2-Tetrachloroethane	ND	1.0	µg/L	1		SW-846 8260C	1/10/12	1/11/12 0:40	LBD
1,1,2,2-Tetrachloroethane	ND	0.50	µg/L	1		SW-846 8260C	1/10/12	1/11/12 0:40	LBD
Tetrachloroethylene	ND	1.0	µg/L	1		SW-846 8260C	1/10/12	1/11/12 0:40	LBD
Tetrahydrofuran	ND	10	µg/L	1		SW-846 8260C	1/10/12	1/11/12 0:40	LBD
Toluene	ND	1.0	µg/L	1		SW-846 8260C	1/10/12	1/11/12 0:40	LBD
1,2,3-Trichlorobenzene	ND	0.50	µg/L	1		SW-846 8260C	1/10/12	1/11/12 0:40	LBD
1,2,4-Trichlorobenzene	ND	0.50	µg/L	1		SW-846 8260C	1/10/12	1/11/12 0:40	LBD
1,1,1-Trichloroethane	ND	0.50	µg/L	1		SW-846 8260C	1/10/12	1/11/12 0:40	LBD
1,1,2-Trichloroethane	ND	0.50	µg/L	1		SW-846 8260C	1/10/12	1/11/12 0:40	LBD
Trichloroethylene	ND	1.0	µg/L	1		SW-846 8260C	1/10/12	1/11/12 0:40	LBD
Trichlorofluoromethane (Freon 11)	ND	2.0	µg/L	1		SW-846 8260C	1/10/12	1/11/12 0:40	LBD
1,2,3-Trichloropropane	ND	0.50	µg/L	1		SW-846 8260C	1/10/12	1/11/12 0:40	LBD
1,1,2-Trichloro-1,2,2-trifluoroethane (Freon 113)	ND	0.50	µg/L	1		SW-846 8260C	1/10/12	1/11/12 0:40	LBD
1,2,4-Trimethylbenzene	ND	0.50	µg/L	1		SW-846 8260C	1/10/12	1/11/12 0:40	LBD
1,3,5-Trimethylbenzene	ND	0.50	µg/L	1		SW-846 8260C	1/10/12	1/11/12 0:40	LBD
Vinyl Chloride	ND	1.0	µg/L	1		SW-846 8260C	1/10/12	1/11/12 0:40	LBD
m+p Xylene	ND	2.0	µg/L	1		SW-846 8260C	1/10/12	1/11/12 0:40	LBD
o-Xylene	ND	1.0	µg/L	1		SW-846 8260C	1/10/12	1/11/12 0:40	LBD

Surrogates	% Recovery	Recovery Limits	Flag	
1,2-Dichloroethane-d4	87.0	70-130		1/11/12 0:40
Toluene-d8	100	70-130		1/11/12 0:40
4-Bromofluorobenzene	98.1	70-130		1/11/12 0:40

con-test® ANALYTICAL LABORATORY

39 Spruce Street * East Longmeadow, MA 01028 * FAX 413/525-6405 * TEL. 413/525-2332

Project Location: 25 Skinner Street | Sample Description: | Work Order: 12A0156

Date Received: 1/6/2012

Field Sample #: MW-2 DUP | Sampled: 1/5/2012 09:45

Sample ID: 12A0156-02

Sample Matrix: Ground Water

Semivolatile Organic Compounds by GC/MS

Analyte	Results	RL	Units	Dilution	Flag	Method	Date Prepared	Date/Time Analyzed	Analyst
Acenaphthene	ND	0.30	µg/L	1		SW-846 8270D	1/10/12	1/12/12 17:27	CDT
Acenaphthylene	ND	0.30	µg/L	1		SW-846 8270D	1/10/12	1/12/12 17:27	CDT
Anthracene	ND	0.20	µg/L	1		SW-846 8270D	1/10/12	1/12/12 17:27	CDT
Benzo(a)anthracene	ND	0.050	µg/L	1		SW-846 8270D	1/10/12	1/12/12 17:27	CDT
Benzo(a)pyrene	ND	0.10	µg/L	1		SW-846 8270D	1/10/12	1/12/12 17:27	CDT
Benzo(b)fluoranthene	ND	0.050	µg/L	1		SW-846 8270D	1/10/12	1/12/12 17:27	CDT
Benzo(g,h,i)perylene	ND	0.50	µg/L	1	R-05	SW-846 8270D	1/10/12	1/12/12 17:27	CDT
Benzo(k)fluoranthene	ND	0.20	µg/L	1		SW-846 8270D	1/10/12	1/12/12 17:27	CDT
Chrysene	ND	0.20	µg/L	1		SW-846 8270D	1/10/12	1/12/12 17:27	CDT
Dibenz(a,h)anthracene	ND	0.20	µg/L	1		SW-846 8270D	1/10/12	1/12/12 17:27	CDT
Fluoranthene	ND	0.50	µg/L	1	R-05	SW-846 8270D	1/10/12	1/12/12 17:27	CDT
Fluorene	ND	1.0	µg/L	1		SW-846 8270D	1/10/12	1/12/12 17:27	CDT
Indeno(1,2,3-cd)pyrene	ND	0.20	µg/L	1		SW-846 8270D	1/10/12	1/12/12 17:27	CDT
2-Methylnaphthalene	ND	1.0	µg/L	1		SW-846 8270D	1/10/12	1/12/12 17:27	CDT
Naphthalene	ND	1.0	µg/L	1		SW-846 8270D	1/10/12	1/12/12 17:27	CDT
Phenanthrene	ND	0.050	µg/L	1		SW-846 8270D	1/10/12	1/12/12 17:27	CDT
Pyrene	ND	1.0	µg/L	1		SW-846 8270D	1/10/12	1/12/12 17:27	CDT

Surrogates	% Recovery	Recovery Limits	Flag	
Nitrobenzene-d5	76.1	30-130		1/12/12 17:27
2-Fluorobiphenyl	60.6	30-130		1/12/12 17:27
Terphenyl-d14	66.6	30-130		1/12/12 17:27

39 Spruce Street * East Longmeadow, MA 01028 * FAX 413/525-6405 * TEL. 413/525-2332

Project Location: 25 Skinner Street
Sample Description:
Work Order: 12A0156

Date Received: 1/6/2012

Field Sample #: MW-2 DUP
Sampled: 1/5/2012 09:45

Sample ID: 12A0156-02

Sample Matrix: Ground Water

Petroleum Hydrocarbons Analyses

Analyte	Results	RL	Units	Dilution	Flag	Method	Date Prepared	Date/Time Analyzed	Analyst
CT ETPH	ND	0.075	mg/L	1		CTDEP ETPH	1/11/12	1/12/12 20:10	SCS

Surrogates	% Recovery	Recovery Limits	Flag	
o-Terphenyl	77.8	50-150		1/12/12 20:10

39 Spruce Street * East Longmeadow, MA 01028 * FAX 413/525-6405 * TEL. 413/525-2332

Project Location: 25 Skinner Street
Sample Description:
Work Order: 12A0156

Date Received: 1/6/2012

Field Sample #: MW-2 DUP
Sampled: 1/5/2012 09:45

Sample ID: 12A0156-02

Sample Matrix: Ground Water

Metals Analyses (Total)

Analyte	Results	RL	Units	Dilution	Flag	Method	Date Prepared	Date/Time Analyzed	Analyst
Antimony	ND	5.0	µg/L	5		SW-846 6020A	1/9/12	1/10/12 12:08	KSH
Arsenic	7.1	2.0	µg/L	5		SW-846 6020A	1/9/12	1/10/12 12:08	KSH
Barium	78	50	µg/L	5		SW-846 6020A	1/9/12	1/10/12 12:08	KSH
Beryllium	ND	2.0	µg/L	5		SW-846 6020A	1/9/12	1/10/12 12:08	KSH
Cadmium	ND	2.5	µg/L	5		SW-846 6020A	1/9/12	1/10/12 12:08	KSH
Chromium	ND	5.0	µg/L	5		SW-846 6020A	1/9/12	1/10/12 12:08	KSH
Copper	ND	25	µg/L	5		SW-846 6020A	1/9/12	1/10/12 12:08	KSH
Lead	ND	5.0	µg/L	5		SW-846 6020A	1/9/12	1/10/12 12:08	KSH
Mercury	ND	0.00010	mg/L	1		SW-846 7470A	1/9/12	1/11/12 10:50	AMR
Nickel	ND	25	µg/L	5		SW-846 6020A	1/9/12	1/10/12 12:08	KSH
Selenium	ND	25	µg/L	5		SW-846 6020A	1/9/12	1/10/12 12:08	KSH
Silver	ND	2.5	µg/L	5		SW-846 6020A	1/9/12	1/10/12 12:08	KSH
Thallium	ND	1.0	µg/L	5		SW-846 6020A	1/9/12	1/10/12 12:08	KSH
Vanadium	ND	25	µg/L	5		SW-846 6020A	1/9/12	1/10/12 12:08	KSH
Zinc	ND	50	µg/L	5		SW-846 6020A	1/9/12	1/10/12 12:08	KSH

con-test® ANALYTICAL LABORATORY

39 Spruce Street * East Longmeadow, MA 01028 * FAX 413/525-6405 * TEL. 413/525-2332

Project Location: 25 Skinner Street | Sample Description: | Work Order: 12A0156

Date Received: 1/6/2012

Field Sample #: MW-1 | Sampled: 1/5/2012 13:30

Sample ID: 12A0156-03

Sample Matrix: Ground Water

Volatile Organic Compounds by GC/MS

Analyte	Results	RL	Units	Dilution	Flag	Method	Date Prepared	Date/Time Analyzed	Analyst
Acetone	ND	5.0	µg/L	1		SW-846 8260C	1/10/12	1/11/12 1:12	LBD
Acrylonitrile	ND	2.0	µg/L	1		SW-846 8260C	1/10/12	1/11/12 1:12	LBD
Benzene	ND	0.50	µg/L	1		SW-846 8260C	1/10/12	1/11/12 1:12	LBD
Bromobenzene	ND	0.50	µg/L	1		SW-846 8260C	1/10/12	1/11/12 1:12	LBD
Bromodichloromethane	ND	0.50	µg/L	1		SW-846 8260C	1/10/12	1/11/12 1:12	LBD
Bromoform	ND	0.50	µg/L	1	V-05	SW-846 8260C	1/10/12	1/11/12 1:12	LBD
Bromomethane	ND	0.50	µg/L	1		SW-846 8260C	1/10/12	1/11/12 1:12	LBD
2-Butanone (MEK)	ND	5.0	µg/L	1		SW-846 8260C	1/10/12	1/11/12 1:12	LBD
n-Butylbenzene	ND	1.0	µg/L	1		SW-846 8260C	1/10/12	1/11/12 1:12	LBD
sec-Butylbenzene	ND	1.0	µg/L	1		SW-846 8260C	1/10/12	1/11/12 1:12	LBD
tert-Butylbenzene	ND	1.0	µg/L	1		SW-846 8260C	1/10/12	1/11/12 1:12	LBD
Carbon Disulfide	ND	5.0	µg/L	1		SW-846 8260C	1/10/12	1/11/12 1:12	LBD
Carbon Tetrachloride	ND	0.50	µg/L	1		SW-846 8260C	1/10/12	1/11/12 1:12	LBD
Chlorobenzene	ND	0.50	µg/L	1		SW-846 8260C	1/10/12	1/11/12 1:12	LBD
Chlorodibromomethane	ND	0.50	µg/L	1		SW-846 8260C	1/10/12	1/11/12 1:12	LBD
Chloroethane	ND	0.50	µg/L	1		SW-846 8260C	1/10/12	1/11/12 1:12	LBD
Chloroform	ND	0.50	µg/L	1		SW-846 8260C	1/10/12	1/11/12 1:12	LBD
Chloromethane	ND	0.50	µg/L	1		SW-846 8260C	1/10/12	1/11/12 1:12	LBD
2-Chlorotoluene	ND	0.50	µg/L	1		SW-846 8260C	1/10/12	1/11/12 1:12	LBD
4-Chlorotoluene	ND	0.50	µg/L	1		SW-846 8260C	1/10/12	1/11/12 1:12	LBD
1,2-Dibromo-3-chloropropane (DBCP)	ND	1.0	µg/L	1	L-03, V-05	SW-846 8260C	1/10/12	1/11/12 1:12	LBD
1,2-Dibromoethane (EDB)	ND	0.50	µg/L	1		SW-846 8260C	1/10/12	1/11/12 1:12	LBD
Dibromomethane	ND	0.50	µg/L	1		SW-846 8260C	1/10/12	1/11/12 1:12	LBD
1,2-Dichlorobenzene	ND	0.50	µg/L	1		SW-846 8260C	1/10/12	1/11/12 1:12	LBD
1,3-Dichlorobenzene	ND	0.50	µg/L	1		SW-846 8260C	1/10/12	1/11/12 1:12	LBD
1,4-Dichlorobenzene	ND	0.50	µg/L	1		SW-846 8260C	1/10/12	1/11/12 1:12	LBD
trans-1,4-Dichloro-2-butene	ND	2.0	µg/L	1		SW-846 8260C	1/10/12	1/11/12 1:12	LBD
Dichlorodifluoromethane (Freon 12)	ND	0.50	µg/L	1		SW-846 8260C	1/10/12	1/11/12 1:12	LBD
1,1-Dichloroethane	ND	0.50	µg/L	1		SW-846 8260C	1/10/12	1/11/12 1:12	LBD
1,2-Dichloroethane	ND	0.50	µg/L	1		SW-846 8260C	1/10/12	1/11/12 1:12	LBD
1,1-Dichloroethylene	ND	0.50	µg/L	1		SW-846 8260C	1/10/12	1/11/12 1:12	LBD
cis-1,2-Dichloroethylene	ND	0.50	µg/L	1		SW-846 8260C	1/10/12	1/11/12 1:12	LBD
trans-1,2-Dichloroethylene	ND	1.0	µg/L	1		SW-846 8260C	1/10/12	1/11/12 1:12	LBD
1,2-Dichloropropane	ND	0.50	µg/L	1		SW-846 8260C	1/10/12	1/11/12 1:12	LBD
1,3-Dichloropropane	ND	0.50	µg/L	1		SW-846 8260C	1/10/12	1/11/12 1:12	LBD
2,2-Dichloropropane	ND	0.50	µg/L	1		SW-846 8260C	1/10/12	1/11/12 1:12	LBD
1,1-Dichloropropene	ND	0.50	µg/L	1		SW-846 8260C	1/10/12	1/11/12 1:12	LBD
cis-1,3-Dichloropropene	ND	0.50	µg/L	1		SW-846 8260C	1/10/12	1/11/12 1:12	LBD
trans-1,3-Dichloropropene	ND	0.50	µg/L	1	L-03, V-05	SW-846 8260C	1/10/12	1/11/12 1:12	LBD
Ethylbenzene	ND	0.50	µg/L	1		SW-846 8260C	1/10/12	1/11/12 1:12	LBD
Hexachlorobutadiene	ND	0.40	µg/L	1		SW-846 8260C	1/10/12	1/11/12 1:12	LBD
2-Hexanone (MBK)	ND	5.0	µg/L	1		SW-846 8260C	1/10/12	1/11/12 1:12	LBD
Isopropylbenzene (Cumene)	ND	0.50	µg/L	1		SW-846 8260C	1/10/12	1/11/12 1:12	LBD

con-test® ANALYTICAL LABORATORY

39 Spruce Street * East Longmeadow, MA 01028 * FAX 413/525-6405 * TEL. 413/525-2332

Project Location: 25 Skinner Street | Sample Description: | Work Order: 12A0156

Date Received: 1/6/2012

Field Sample #: MW-1 | Sampled: 1/5/2012 13:30

Sample ID: 12A0156-03

Sample Matrix: Ground Water

Volatile Organic Compounds by GC/MS

Analyte	Results	RL	Units	Dilution	Flag	Method	Date Prepared	Date/Time Analyzed	Analyst
p-Isopropyltoluene (p-Cymene)	ND	0.50	µg/L	1		SW-846 8260C	1/10/12	1/11/12 1:12	LBD
Methyl tert-Butyl Ether (MTBE)	ND	0.50	µg/L	1		SW-846 8260C	1/10/12	1/11/12 1:12	LBD
Methylene Chloride	ND	5.0	µg/L	1		SW-846 8260C	1/10/12	1/11/12 1:12	LBD
4-Methyl-2-pentanone (MIBK)	ND	5.0	µg/L	1		SW-846 8260C	1/10/12	1/11/12 1:12	LBD
Naphthalene	ND	2.0	µg/L	1		SW-846 8260C	1/10/12	1/11/12 1:12	LBD
n-Propylbenzene	ND	1.0	µg/L	1		SW-846 8260C	1/10/12	1/11/12 1:12	LBD
Styrene	ND	1.0	µg/L	1		SW-846 8260C	1/10/12	1/11/12 1:12	LBD
1,1,1,2-Tetrachloroethane	ND	1.0	µg/L	1		SW-846 8260C	1/10/12	1/11/12 1:12	LBD
1,1,2,2-Tetrachloroethane	ND	0.50	µg/L	1		SW-846 8260C	1/10/12	1/11/12 1:12	LBD
Tetrachloroethylene	ND	1.0	µg/L	1		SW-846 8260C	1/10/12	1/11/12 1:12	LBD
Tetrahydrofuran	ND	10	µg/L	1		SW-846 8260C	1/10/12	1/11/12 1:12	LBD
Toluene	ND	1.0	µg/L	1		SW-846 8260C	1/10/12	1/11/12 1:12	LBD
1,2,3-Trichlorobenzene	ND	0.50	µg/L	1		SW-846 8260C	1/10/12	1/11/12 1:12	LBD
1,2,4-Trichlorobenzene	ND	0.50	µg/L	1		SW-846 8260C	1/10/12	1/11/12 1:12	LBD
1,1,1-Trichloroethane	ND	0.50	µg/L	1		SW-846 8260C	1/10/12	1/11/12 1:12	LBD
1,1,2-Trichloroethane	ND	0.50	µg/L	1		SW-846 8260C	1/10/12	1/11/12 1:12	LBD
Trichloroethylene	ND	1.0	µg/L	1		SW-846 8260C	1/10/12	1/11/12 1:12	LBD
Trichlorofluoromethane (Freon 11)	ND	2.0	µg/L	1		SW-846 8260C	1/10/12	1/11/12 1:12	LBD
1,2,3-Trichloropropane	ND	0.50	µg/L	1		SW-846 8260C	1/10/12	1/11/12 1:12	LBD
1,1,2-Trichloro-1,2,2-trifluoroethane (Freon 113)	ND	0.50	µg/L	1		SW-846 8260C	1/10/12	1/11/12 1:12	LBD
1,2,4-Trimethylbenzene	ND	0.50	µg/L	1		SW-846 8260C	1/10/12	1/11/12 1:12	LBD
1,3,5-Trimethylbenzene	ND	0.50	µg/L	1		SW-846 8260C	1/10/12	1/11/12 1:12	LBD
Vinyl Chloride	ND	1.0	µg/L	1		SW-846 8260C	1/10/12	1/11/12 1:12	LBD
m+p Xylene	ND	2.0	µg/L	1		SW-846 8260C	1/10/12	1/11/12 1:12	LBD
o-Xylene	ND	1.0	µg/L	1		SW-846 8260C	1/10/12	1/11/12 1:12	LBD

Surrogates	% Recovery	Recovery Limits	Flag	
1,2-Dichloroethane-d4	84.7	70-130		1/11/12 1:12
Toluene-d8	101	70-130		1/11/12 1:12
4-Bromofluorobenzene	96.8	70-130		1/11/12 1:12

con-test® ANALYTICAL LABORATORY

39 Spruce Street * East Longmeadow, MA 01028 * FAX 413/525-6405 * TEL. 413/525-2332

Project Location: 25 Skinner Street | Sample Description: | Work Order: 12A0156

Date Received: 1/6/2012

Field Sample #: MW-1 | Sampled: 1/5/2012 13:30

Sample ID: 12A0156-03

Sample Matrix: Ground Water

Semivolatile Organic Compounds by GC/MS

Analyte	Results	RL	Units	Dilution	Flag	Method	Date Prepared	Date/Time Analyzed	Analyst
Acenaphthene	ND	0.30	µg/L	1		SW-846 8270D	1/10/12	1/12/12 18:01	CDT
Acenaphthylene	ND	0.30	µg/L	1		SW-846 8270D	1/10/12	1/12/12 18:01	CDT
Anthracene	ND	0.20	µg/L	1		SW-846 8270D	1/10/12	1/12/12 18:01	CDT
Benzo(a)anthracene	ND	0.050	µg/L	1		SW-846 8270D	1/10/12	1/12/12 18:01	CDT
Benzo(a)pyrene	ND	0.10	µg/L	1		SW-846 8270D	1/10/12	1/12/12 18:01	CDT
Benzo(b)fluoranthene	ND	0.050	µg/L	1		SW-846 8270D	1/10/12	1/12/12 18:01	CDT
Benzo(g,h,i)perylene	ND	0.50	µg/L	1	R-05	SW-846 8270D	1/10/12	1/12/12 18:01	CDT
Benzo(k)fluoranthene	ND	0.20	µg/L	1		SW-846 8270D	1/10/12	1/12/12 18:01	CDT
Chrysene	ND	0.20	µg/L	1		SW-846 8270D	1/10/12	1/12/12 18:01	CDT
Dibenz(a,h)anthracene	ND	0.20	µg/L	1		SW-846 8270D	1/10/12	1/12/12 18:01	CDT
Fluoranthene	ND	0.50	µg/L	1	R-05	SW-846 8270D	1/10/12	1/12/12 18:01	CDT
Fluorene	ND	1.0	µg/L	1		SW-846 8270D	1/10/12	1/12/12 18:01	CDT
Indeno(1,2,3-cd)pyrene	ND	0.20	µg/L	1		SW-846 8270D	1/10/12	1/12/12 18:01	CDT
2-Methylnaphthalene	ND	1.0	µg/L	1		SW-846 8270D	1/10/12	1/12/12 18:01	CDT
Naphthalene	ND	1.0	µg/L	1		SW-846 8270D	1/10/12	1/12/12 18:01	CDT
Phenanthrene	ND	0.050	µg/L	1		SW-846 8270D	1/10/12	1/12/12 18:01	CDT
Pyrene	ND	1.0	µg/L	1		SW-846 8270D	1/10/12	1/12/12 18:01	CDT

Surrogates	% Recovery	Recovery Limits	Flag	
Nitrobenzene-d5	85.7	30-130		1/12/12 18:01
2-Fluorobiphenyl	67.8	30-130		1/12/12 18:01
Terphenyl-d14	76.2	30-130		1/12/12 18:01

39 Spruce Street * East Longmeadow, MA 01028 * FAX 413/525-6405 * TEL. 413/525-2332

Project Location: 25 Skinner Street
Sample Description:
Work Order: 12A0156

Date Received: 1/6/2012

Field Sample #: MW-1
Sampled: 1/5/2012 13:30

Sample ID: 12A0156-03

Sample Matrix: Ground Water

Petroleum Hydrocarbons Analyses

Analyte	Results	RL	Units	Dilution	Flag	Method	Date Prepared	Date/Time Analyzed	Analyst
CT ETPH	ND	0.075	mg/L	1		CTDEP ETPH	1/11/12	1/12/12 20:28	SCS

Surrogates	% Recovery	Recovery Limits	Flag	
o-Terphenyl	76.4	50-150		1/12/12 20:28

con-test® ANALYTICAL LABORATORY

39 Spruce Street * East Longmeadow, MA 01028 * FAX 413/525-6405 * TEL. 413/525-2332

Project Location: 25 Skinner Street | Sample Description: | Work Order: 12A0156

Date Received: 1/6/2012

Field Sample #: MW-1 | Sampled: 1/5/2012 13:30

Sample ID: 12A0156-03

Sample Matrix: Ground Water

Metals Analyses (Total)

Analyte	Results	RL	Units	Dilution	Flag	Method	Date Prepared	Date/Time Analyzed	Analyst
Antimony	ND	5.0	µg/L	5		SW-846 6020A	1/9/12	1/10/12 12:12	KSH
Arsenic	15	2.0	µg/L	5		SW-846 6020A	1/9/12	1/10/12 12:12	KSH
Barium	130	50	µg/L	5		SW-846 6020A	1/9/12	1/10/12 12:12	KSH
Beryllium	ND	2.0	µg/L	5		SW-846 6020A	1/9/12	1/10/12 14:30	KSH
Cadmium	ND	2.5	µg/L	5		SW-846 6020A	1/9/12	1/10/12 12:12	KSH
Chromium	12	5.0	µg/L	5		SW-846 6020A	1/9/12	1/10/12 12:12	KSH
Copper	31	25	µg/L	5		SW-846 6020A	1/9/12	1/10/12 12:12	KSH
Lead	8.0	5.0	µg/L	5		SW-846 6020A	1/9/12	1/10/12 12:12	KSH
Mercury	ND	0.00010	mg/L	1		SW-846 7470A	1/9/12	1/11/12 10:51	AMR
Nickel	32	25	µg/L	5		SW-846 6020A	1/9/12	1/10/12 12:12	KSH
Selenium	ND	25	µg/L	5		SW-846 6020A	1/9/12	1/10/12 12:12	KSH
Silver	ND	2.5	µg/L	5		SW-846 6020A	1/9/12	1/10/12 12:12	KSH
Thallium	ND	1.0	µg/L	5		SW-846 6020A	1/9/12	1/10/12 12:12	KSH
Vanadium	ND	25	µg/L	5		SW-846 6020A	1/9/12	1/10/12 12:12	KSH
Zinc	ND	50	µg/L	5		SW-846 6020A	1/9/12	1/10/12 12:12	KSH

con-test® ANALYTICAL LABORATORY

39 Spruce Street * East Longmeadow, MA 01028 * FAX 413/525-6405 * TEL. 413/525-2332

Project Location: 25 Skinner Street | Sample Description: | Work Order: 12A0156

Date Received: 1/6/2012

Field Sample #: MW-3 | Sampled: 1/5/2012 14:30

Sample ID: 12A0156-04

Sample Matrix: Ground Water

Volatile Organic Compounds by GC/MS

Analyte	Results	RL	Units	Dilution	Flag	Method	Date Prepared	Date/Time Analyzed	Analyst
Acetone	ND	5.0	µg/L	1		SW-846 8260C	1/10/12	1/11/12 1:44	LBD
Acrylonitrile	ND	2.0	µg/L	1		SW-846 8260C	1/10/12	1/11/12 1:44	LBD
Benzene	ND	0.50	µg/L	1		SW-846 8260C	1/10/12	1/11/12 1:44	LBD
Bromobenzene	ND	0.50	µg/L	1		SW-846 8260C	1/10/12	1/11/12 1:44	LBD
Bromodichloromethane	ND	0.50	µg/L	1		SW-846 8260C	1/10/12	1/11/12 1:44	LBD
Bromoform	ND	0.50	µg/L	1	V-05	SW-846 8260C	1/10/12	1/11/12 1:44	LBD
Bromomethane	ND	0.50	µg/L	1		SW-846 8260C	1/10/12	1/11/12 1:44	LBD
2-Butanone (MEK)	ND	5.0	µg/L	1		SW-846 8260C	1/10/12	1/11/12 1:44	LBD
n-Butylbenzene	ND	1.0	µg/L	1		SW-846 8260C	1/10/12	1/11/12 1:44	LBD
sec-Butylbenzene	ND	1.0	µg/L	1		SW-846 8260C	1/10/12	1/11/12 1:44	LBD
tert-Butylbenzene	ND	1.0	µg/L	1		SW-846 8260C	1/10/12	1/11/12 1:44	LBD
Carbon Disulfide	ND	5.0	µg/L	1		SW-846 8260C	1/10/12	1/11/12 1:44	LBD
Carbon Tetrachloride	ND	0.50	µg/L	1		SW-846 8260C	1/10/12	1/11/12 1:44	LBD
Chlorobenzene	ND	0.50	µg/L	1		SW-846 8260C	1/10/12	1/11/12 1:44	LBD
Chlorodibromomethane	ND	0.50	µg/L	1		SW-846 8260C	1/10/12	1/11/12 1:44	LBD
Chloroethane	ND	0.50	µg/L	1		SW-846 8260C	1/10/12	1/11/12 1:44	LBD
Chloroform	ND	0.50	µg/L	1		SW-846 8260C	1/10/12	1/11/12 1:44	LBD
Chloromethane	ND	0.50	µg/L	1		SW-846 8260C	1/10/12	1/11/12 1:44	LBD
2-Chlorotoluene	ND	0.50	µg/L	1		SW-846 8260C	1/10/12	1/11/12 1:44	LBD
4-Chlorotoluene	ND	0.50	µg/L	1		SW-846 8260C	1/10/12	1/11/12 1:44	LBD
1,2-Dibromo-3-chloropropane (DBCP)	ND	1.0	µg/L	1	L-03, V-05	SW-846 8260C	1/10/12	1/11/12 1:44	LBD
1,2-Dibromoethane (EDB)	ND	0.50	µg/L	1		SW-846 8260C	1/10/12	1/11/12 1:44	LBD
Dibromomethane	ND	0.50	µg/L	1		SW-846 8260C	1/10/12	1/11/12 1:44	LBD
1,2-Dichlorobenzene	ND	0.50	µg/L	1		SW-846 8260C	1/10/12	1/11/12 1:44	LBD
1,3-Dichlorobenzene	ND	0.50	µg/L	1		SW-846 8260C	1/10/12	1/11/12 1:44	LBD
1,4-Dichlorobenzene	ND	0.50	µg/L	1		SW-846 8260C	1/10/12	1/11/12 1:44	LBD
trans-1,4-Dichloro-2-butene	ND	2.0	µg/L	1		SW-846 8260C	1/10/12	1/11/12 1:44	LBD
Dichlorodifluoromethane (Freon 12)	ND	0.50	µg/L	1		SW-846 8260C	1/10/12	1/11/12 1:44	LBD
1,1-Dichloroethane	1.7	0.50	µg/L	1		SW-846 8260C	1/10/12	1/11/12 1:44	LBD
1,2-Dichloroethane	ND	0.50	µg/L	1		SW-846 8260C	1/10/12	1/11/12 1:44	LBD
1,1-Dichloroethylene	ND	0.50	µg/L	1		SW-846 8260C	1/10/12	1/11/12 1:44	LBD
cis-1,2-Dichloroethylene	ND	0.50	µg/L	1		SW-846 8260C	1/10/12	1/11/12 1:44	LBD
trans-1,2-Dichloroethylene	ND	1.0	µg/L	1		SW-846 8260C	1/10/12	1/11/12 1:44	LBD
1,2-Dichloropropane	ND	0.50	µg/L	1		SW-846 8260C	1/10/12	1/11/12 1:44	LBD
1,3-Dichloropropane	ND	0.50	µg/L	1		SW-846 8260C	1/10/12	1/11/12 1:44	LBD
2,2-Dichloropropane	ND	0.50	µg/L	1		SW-846 8260C	1/10/12	1/11/12 1:44	LBD
1,1-Dichloropropene	ND	0.50	µg/L	1		SW-846 8260C	1/10/12	1/11/12 1:44	LBD
cis-1,3-Dichloropropene	ND	0.50	µg/L	1		SW-846 8260C	1/10/12	1/11/12 1:44	LBD
trans-1,3-Dichloropropene	ND	0.50	µg/L	1	L-03, V-05	SW-846 8260C	1/10/12	1/11/12 1:44	LBD
Ethylbenzene	ND	0.50	µg/L	1		SW-846 8260C	1/10/12	1/11/12 1:44	LBD
Hexachlorobutadiene	ND	0.40	µg/L	1		SW-846 8260C	1/10/12	1/11/12 1:44	LBD
2-Hexanone (MBK)	ND	5.0	µg/L	1		SW-846 8260C	1/10/12	1/11/12 1:44	LBD
Isopropylbenzene (Cumene)	ND	0.50	µg/L	1		SW-846 8260C	1/10/12	1/11/12 1:44	LBD

con-test® ANALYTICAL LABORATORY

39 Spruce Street * East Longmeadow, MA 01028 * FAX 413/525-6405 * TEL. 413/525-2332

Project Location: 25 Skinner Street | Sample Description: | Work Order: 12A0156

Date Received: 1/6/2012

Field Sample #: MW-3 | Sampled: 1/5/2012 14:30

Sample ID: 12A0156-04

Sample Matrix: Ground Water

Volatile Organic Compounds by GC/MS

Analyte	Results	RL	Units	Dilution	Flag	Method	Date Prepared	Date/Time Analyzed	Analyst
p-Isopropyltoluene (p-Cymene)	ND	0.50	µg/L	1		SW-846 8260C	1/10/12	1/11/12 1:44	LBD
Methyl tert-Butyl Ether (MTBE)	ND	0.50	µg/L	1		SW-846 8260C	1/10/12	1/11/12 1:44	LBD
Methylene Chloride	ND	5.0	µg/L	1		SW-846 8260C	1/10/12	1/11/12 1:44	LBD
4-Methyl-2-pentanone (MIBK)	ND	5.0	µg/L	1		SW-846 8260C	1/10/12	1/11/12 1:44	LBD
Naphthalene	ND	2.0	µg/L	1		SW-846 8260C	1/10/12	1/11/12 1:44	LBD
n-Propylbenzene	ND	1.0	µg/L	1		SW-846 8260C	1/10/12	1/11/12 1:44	LBD
Styrene	ND	1.0	µg/L	1		SW-846 8260C	1/10/12	1/11/12 1:44	LBD
1,1,1,2-Tetrachloroethane	ND	1.0	µg/L	1		SW-846 8260C	1/10/12	1/11/12 1:44	LBD
1,1,2,2-Tetrachloroethane	ND	0.50	µg/L	1		SW-846 8260C	1/10/12	1/11/12 1:44	LBD
Tetrachloroethylene	ND	1.0	µg/L	1		SW-846 8260C	1/10/12	1/11/12 1:44	LBD
Tetrahydrofuran	ND	10	µg/L	1		SW-846 8260C	1/10/12	1/11/12 1:44	LBD
Toluene	ND	1.0	µg/L	1		SW-846 8260C	1/10/12	1/11/12 1:44	LBD
1,2,3-Trichlorobenzene	ND	0.50	µg/L	1		SW-846 8260C	1/10/12	1/11/12 1:44	LBD
1,2,4-Trichlorobenzene	ND	0.50	µg/L	1		SW-846 8260C	1/10/12	1/11/12 1:44	LBD
1,1,1-Trichloroethane	ND	0.50	µg/L	1		SW-846 8260C	1/10/12	1/11/12 1:44	LBD
1,1,2-Trichloroethane	ND	0.50	µg/L	1		SW-846 8260C	1/10/12	1/11/12 1:44	LBD
Trichloroethylene	ND	1.0	µg/L	1		SW-846 8260C	1/10/12	1/11/12 1:44	LBD
Trichlorofluoromethane (Freon 11)	ND	2.0	µg/L	1		SW-846 8260C	1/10/12	1/11/12 1:44	LBD
1,2,3-Trichloropropane	ND	0.50	µg/L	1		SW-846 8260C	1/10/12	1/11/12 1:44	LBD
1,1,2-Trichloro-1,2,2-trifluoroethane (Freon 113)	ND	0.50	µg/L	1		SW-846 8260C	1/10/12	1/11/12 1:44	LBD
1,2,4-Trimethylbenzene	ND	0.50	µg/L	1		SW-846 8260C	1/10/12	1/11/12 1:44	LBD
1,3,5-Trimethylbenzene	ND	0.50	µg/L	1		SW-846 8260C	1/10/12	1/11/12 1:44	LBD
Vinyl Chloride	ND	1.0	µg/L	1		SW-846 8260C	1/10/12	1/11/12 1:44	LBD
m+p Xylene	ND	2.0	µg/L	1		SW-846 8260C	1/10/12	1/11/12 1:44	LBD
o-Xylene	ND	1.0	µg/L	1		SW-846 8260C	1/10/12	1/11/12 1:44	LBD

Surrogates	% Recovery	Recovery Limits	Flag	
1,2-Dichloroethane-d4	86.6	70-130		1/11/12 1:44
Toluene-d8	101	70-130		1/11/12 1:44
4-Bromofluorobenzene	96.8	70-130		1/11/12 1:44

con-test® ANALYTICAL LABORATORY

39 Spruce Street * East Longmeadow, MA 01028 * FAX 413/525-6405 * TEL. 413/525-2332

Project Location: 25 Skinner Street | Sample Description: | Work Order: 12A0156

Date Received: 1/6/2012

Field Sample #: MW-3 | Sampled: 1/5/2012 14:30

Sample ID: 12A0156-04

Sample Matrix: Ground Water

Semivolatile Organic Compounds by GC/MS

Analyte	Results	RL	Units	Dilution	Flag	Method	Date Prepared	Date/Time Analyzed	Analyst
Acenaphthene	ND	0.30	µg/L	1		SW-846 8270D	1/10/12	1/12/12 18:35	CDT
Acenaphthylene	ND	0.30	µg/L	1		SW-846 8270D	1/10/12	1/12/12 18:35	CDT
Anthracene	ND	0.20	µg/L	1		SW-846 8270D	1/10/12	1/12/12 18:35	CDT
Benzo(a)anthracene	ND	0.050	µg/L	1		SW-846 8270D	1/10/12	1/12/12 18:35	CDT
Benzo(a)pyrene	ND	0.10	µg/L	1		SW-846 8270D	1/10/12	1/12/12 18:35	CDT
Benzo(b)fluoranthene	ND	0.050	µg/L	1		SW-846 8270D	1/10/12	1/12/12 18:35	CDT
Benzo(g,h,i)perylene	ND	0.50	µg/L	1	R-05	SW-846 8270D	1/10/12	1/12/12 18:35	CDT
Benzo(k)fluoranthene	ND	0.20	µg/L	1		SW-846 8270D	1/10/12	1/12/12 18:35	CDT
Chrysene	ND	0.20	µg/L	1		SW-846 8270D	1/10/12	1/12/12 18:35	CDT
Dibenz(a,h)anthracene	ND	0.20	µg/L	1		SW-846 8270D	1/10/12	1/12/12 18:35	CDT
Fluoranthene	ND	0.50	µg/L	1	R-05	SW-846 8270D	1/10/12	1/12/12 18:35	CDT
Fluorene	ND	1.0	µg/L	1		SW-846 8270D	1/10/12	1/12/12 18:35	CDT
Indeno(1,2,3-cd)pyrene	ND	0.20	µg/L	1		SW-846 8270D	1/10/12	1/12/12 18:35	CDT
2-Methylnaphthalene	ND	1.0	µg/L	1		SW-846 8270D	1/10/12	1/12/12 18:35	CDT
Naphthalene	ND	1.0	µg/L	1		SW-846 8270D	1/10/12	1/12/12 18:35	CDT
Phenanthrene	ND	0.050	µg/L	1		SW-846 8270D	1/10/12	1/12/12 18:35	CDT
Pyrene	ND	1.0	µg/L	1		SW-846 8270D	1/10/12	1/12/12 18:35	CDT

Surrogates	% Recovery	Recovery Limits	Flag	
Nitrobenzene-d5	91.6	30-130		1/12/12 18:35
2-Fluorobiphenyl	72.3	30-130		1/12/12 18:35
Terphenyl-d14	79.2	30-130		1/12/12 18:35

39 Spruce Street * East Longmeadow, MA 01028 * FAX 413/525-6405 * TEL. 413/525-2332

Project Location: 25 Skinner Street
Sample Description:
Work Order: 12A0156

Date Received: 1/6/2012

Field Sample #: MW-3
Sampled: 1/5/2012 14:30

Sample ID: 12A0156-04

Sample Matrix: Ground Water

Petroleum Hydrocarbons Analyses

Analyte	Results	RL	Units	Dilution	Flag	Method	Date Prepared	Date/Time Analyzed	Analyst
CT ETPH	ND	0.075	mg/L	1		CTDEP ETPH	1/11/12	1/12/12 20:46	SCS

Surrogates	% Recovery	Recovery Limits	Flag	
o-Terphenyl	75.5	50-150		1/12/12 20:46

39 Spruce Street * East Longmeadow, MA 01028 * FAX 413/525-6405 * TEL. 413/525-2332

Project Location: 25 Skinner Street
Sample Description:
Work Order: 12A0156

Date Received: 1/6/2012

Field Sample #: MW-3
Sampled: 1/5/2012 14:30

Sample ID: 12A0156-04

Sample Matrix: Ground Water

Metals Analyses (Total)

Analyte	Results	RL	Units	Dilution	Flag	Method	Date Prepared	Date/Time Analyzed	Analyst
Antimony	ND	5.0	µg/L	5		SW-846 6020A	1/9/12	1/10/12 12:15	KSH
Arsenic	2.5	2.0	µg/L	5		SW-846 6020A	1/9/12	1/10/12 12:15	KSH
Barium	91	50	µg/L	5		SW-846 6020A	1/9/12	1/10/12 12:15	KSH
Beryllium	ND	2.0	µg/L	5		SW-846 6020A	1/9/12	1/10/12 14:34	KSH
Cadmium	ND	2.5	µg/L	5		SW-846 6020A	1/9/12	1/10/12 12:15	KSH
Chromium	7.4	5.0	µg/L	5		SW-846 6020A	1/9/12	1/10/12 12:15	KSH
Copper	49	25	µg/L	5		SW-846 6020A	1/9/12	1/10/12 12:15	KSH
Lead	ND	5.0	µg/L	5		SW-846 6020A	1/9/12	1/10/12 12:15	KSH
Mercury	ND	0.00010	mg/L	1		SW-846 7470A	1/9/12	1/11/12 10:53	AMR
Nickel	ND	25	µg/L	5		SW-846 6020A	1/9/12	1/10/12 12:15	KSH
Selenium	ND	25	µg/L	5		SW-846 6020A	1/9/12	1/10/12 12:15	KSH
Silver	ND	2.5	µg/L	5		SW-846 6020A	1/9/12	1/10/12 12:15	KSH
Thallium	ND	1.0	µg/L	5		SW-846 6020A	1/9/12	1/10/12 12:15	KSH
Vanadium	ND	25	µg/L	5		SW-846 6020A	1/9/12	1/10/12 12:15	KSH
Zinc	ND	50	µg/L	5		SW-846 6020A	1/9/12	1/10/12 12:15	KSH

con-test® ANALYTICAL LABORATORY

39 Spruce Street * East Longmeadow, MA 01028 * FAX 413/525-6405 * TEL. 413/525-2332

Project Location: 25 Skinner Street | Sample Description: | Work Order: 12A0156

Date Received: 1/6/2012

Field Sample #: MW-7 | Sampled: 1/5/2012 10:45

Sample ID: 12A0156-05

Sample Matrix: Ground Water

Volatile Organic Compounds by GC/MS

Analyte	Results	RL	Units	Dilution	Flag	Method	Date Prepared	Date/Time Analyzed	Analyst
Acetone	ND	5.0	µg/L	1		SW-846 8260C	1/10/12	1/11/12 2:16	LBD
Acrylonitrile	ND	2.0	µg/L	1		SW-846 8260C	1/10/12	1/11/12 2:16	LBD
Benzene	ND	0.50	µg/L	1		SW-846 8260C	1/10/12	1/11/12 2:16	LBD
Bromobenzene	ND	0.50	µg/L	1		SW-846 8260C	1/10/12	1/11/12 2:16	LBD
Bromodichloromethane	ND	0.50	µg/L	1		SW-846 8260C	1/10/12	1/11/12 2:16	LBD
Bromoform	ND	0.50	µg/L	1	V-05	SW-846 8260C	1/10/12	1/11/12 2:16	LBD
Bromomethane	ND	0.50	µg/L	1		SW-846 8260C	1/10/12	1/11/12 2:16	LBD
2-Butanone (MEK)	ND	5.0	µg/L	1		SW-846 8260C	1/10/12	1/11/12 2:16	LBD
n-Butylbenzene	ND	1.0	µg/L	1		SW-846 8260C	1/10/12	1/11/12 2:16	LBD
sec-Butylbenzene	ND	1.0	µg/L	1		SW-846 8260C	1/10/12	1/11/12 2:16	LBD
tert-Butylbenzene	ND	1.0	µg/L	1		SW-846 8260C	1/10/12	1/11/12 2:16	LBD
Carbon Disulfide	ND	5.0	µg/L	1		SW-846 8260C	1/10/12	1/11/12 2:16	LBD
Carbon Tetrachloride	ND	0.50	µg/L	1		SW-846 8260C	1/10/12	1/11/12 2:16	LBD
Chlorobenzene	ND	0.50	µg/L	1		SW-846 8260C	1/10/12	1/11/12 2:16	LBD
Chlorodibromomethane	ND	0.50	µg/L	1		SW-846 8260C	1/10/12	1/11/12 2:16	LBD
Chloroethane	2.2	0.50	µg/L	1		SW-846 8260C	1/10/12	1/11/12 2:16	LBD
Chloroform	ND	0.50	µg/L	1		SW-846 8260C	1/10/12	1/11/12 2:16	LBD
Chloromethane	ND	0.50	µg/L	1		SW-846 8260C	1/10/12	1/11/12 2:16	LBD
2-Chlorotoluene	ND	0.50	µg/L	1		SW-846 8260C	1/10/12	1/11/12 2:16	LBD
4-Chlorotoluene	ND	0.50	µg/L	1		SW-846 8260C	1/10/12	1/11/12 2:16	LBD
1,2-Dibromo-3-chloropropane (DBCP)	ND	1.0	µg/L	1	L-03, V-05	SW-846 8260C	1/10/12	1/11/12 2:16	LBD
1,2-Dibromoethane (EDB)	ND	0.50	µg/L	1		SW-846 8260C	1/10/12	1/11/12 2:16	LBD
Dibromomethane	ND	0.50	µg/L	1		SW-846 8260C	1/10/12	1/11/12 2:16	LBD
1,2-Dichlorobenzene	ND	0.50	µg/L	1		SW-846 8260C	1/10/12	1/11/12 2:16	LBD
1,3-Dichlorobenzene	ND	0.50	µg/L	1		SW-846 8260C	1/10/12	1/11/12 2:16	LBD
1,4-Dichlorobenzene	ND	0.50	µg/L	1		SW-846 8260C	1/10/12	1/11/12 2:16	LBD
trans-1,4-Dichloro-2-butene	ND	2.0	µg/L	1		SW-846 8260C	1/10/12	1/11/12 2:16	LBD
Dichlorodifluoromethane (Freon 12)	ND	0.50	µg/L	1		SW-846 8260C	1/10/12	1/11/12 2:16	LBD
1,1-Dichloroethane	ND	0.50	µg/L	1		SW-846 8260C	1/10/12	1/11/12 2:16	LBD
1,2-Dichloroethane	ND	0.50	µg/L	1		SW-846 8260C	1/10/12	1/11/12 2:16	LBD
1,1-Dichloroethylene	ND	0.50	µg/L	1		SW-846 8260C	1/10/12	1/11/12 2:16	LBD
cis-1,2-Dichloroethylene	ND	0.50	µg/L	1		SW-846 8260C	1/10/12	1/11/12 2:16	LBD
trans-1,2-Dichloroethylene	ND	1.0	µg/L	1		SW-846 8260C	1/10/12	1/11/12 2:16	LBD
1,2-Dichloropropane	ND	0.50	µg/L	1		SW-846 8260C	1/10/12	1/11/12 2:16	LBD
1,3-Dichloropropane	ND	0.50	µg/L	1		SW-846 8260C	1/10/12	1/11/12 2:16	LBD
2,2-Dichloropropane	ND	0.50	µg/L	1		SW-846 8260C	1/10/12	1/11/12 2:16	LBD
1,1-Dichloropropene	ND	0.50	µg/L	1		SW-846 8260C	1/10/12	1/11/12 2:16	LBD
cis-1,3-Dichloropropene	ND	0.50	µg/L	1		SW-846 8260C	1/10/12	1/11/12 2:16	LBD
trans-1,3-Dichloropropene	ND	0.50	µg/L	1	L-03, V-05	SW-846 8260C	1/10/12	1/11/12 2:16	LBD
Ethylbenzene	ND	0.50	µg/L	1		SW-846 8260C	1/10/12	1/11/12 2:16	LBD
Hexachlorobutadiene	ND	0.40	µg/L	1		SW-846 8260C	1/10/12	1/11/12 2:16	LBD
2-Hexanone (MBK)	ND	5.0	µg/L	1		SW-846 8260C	1/10/12	1/11/12 2:16	LBD
Isopropylbenzene (Cumene)	ND	0.50	µg/L	1		SW-846 8260C	1/10/12	1/11/12 2:16	LBD

con-test® ANALYTICAL LABORATORY

39 Spruce Street * East Longmeadow, MA 01028 * FAX 413/525-6405 * TEL. 413/525-2332

Project Location: 25 Skinner Street | Sample Description: | Work Order: 12A0156

Date Received: 1/6/2012

Field Sample #: MW-7 | Sampled: 1/5/2012 10:45

Sample ID: 12A0156-05

Sample Matrix: Ground Water

Volatile Organic Compounds by GC/MS

Analyte	Results	RL	Units	Dilution	Flag	Method	Date Prepared	Date/Time Analyzed	Analyst
p-Isopropyltoluene (p-Cymene)	ND	0.50	µg/L	1		SW-846 8260C	1/10/12	1/11/12 2:16	LBD
Methyl tert-Butyl Ether (MTBE)	ND	0.50	µg/L	1		SW-846 8260C	1/10/12	1/11/12 2:16	LBD
Methylene Chloride	ND	5.0	µg/L	1		SW-846 8260C	1/10/12	1/11/12 2:16	LBD
4-Methyl-2-pentanone (MIBK)	ND	5.0	µg/L	1		SW-846 8260C	1/10/12	1/11/12 2:16	LBD
Naphthalene	ND	2.0	µg/L	1		SW-846 8260C	1/10/12	1/11/12 2:16	LBD
n-Propylbenzene	ND	1.0	µg/L	1		SW-846 8260C	1/10/12	1/11/12 2:16	LBD
Styrene	ND	1.0	µg/L	1		SW-846 8260C	1/10/12	1/11/12 2:16	LBD
1,1,1,2-Tetrachloroethane	ND	1.0	µg/L	1		SW-846 8260C	1/10/12	1/11/12 2:16	LBD
1,1,2,2-Tetrachloroethane	ND	0.50	µg/L	1		SW-846 8260C	1/10/12	1/11/12 2:16	LBD
Tetrachloroethylene	ND	1.0	µg/L	1		SW-846 8260C	1/10/12	1/11/12 2:16	LBD
Tetrahydrofuran	ND	10	µg/L	1		SW-846 8260C	1/10/12	1/11/12 2:16	LBD
Toluene	ND	1.0	µg/L	1		SW-846 8260C	1/10/12	1/11/12 2:16	LBD
1,2,3-Trichlorobenzene	ND	0.50	µg/L	1		SW-846 8260C	1/10/12	1/11/12 2:16	LBD
1,2,4-Trichlorobenzene	ND	0.50	µg/L	1		SW-846 8260C	1/10/12	1/11/12 2:16	LBD
1,1,1-Trichloroethane	ND	0.50	µg/L	1		SW-846 8260C	1/10/12	1/11/12 2:16	LBD
1,1,2-Trichloroethane	ND	0.50	µg/L	1		SW-846 8260C	1/10/12	1/11/12 2:16	LBD
Trichloroethylene	ND	1.0	µg/L	1		SW-846 8260C	1/10/12	1/11/12 2:16	LBD
Trichlorofluoromethane (Freon 11)	ND	2.0	µg/L	1		SW-846 8260C	1/10/12	1/11/12 2:16	LBD
1,2,3-Trichloropropane	ND	0.50	µg/L	1		SW-846 8260C	1/10/12	1/11/12 2:16	LBD
1,1,2-Trichloro-1,2,2-trifluoroethane (Freon 113)	ND	0.50	µg/L	1		SW-846 8260C	1/10/12	1/11/12 2:16	LBD
1,2,4-Trimethylbenzene	ND	0.50	µg/L	1		SW-846 8260C	1/10/12	1/11/12 2:16	LBD
1,3,5-Trimethylbenzene	ND	0.50	µg/L	1		SW-846 8260C	1/10/12	1/11/12 2:16	LBD
Vinyl Chloride	ND	1.0	µg/L	1		SW-846 8260C	1/10/12	1/11/12 2:16	LBD
m+p Xylene	ND	2.0	µg/L	1		SW-846 8260C	1/10/12	1/11/12 2:16	LBD
o-Xylene	ND	1.0	µg/L	1		SW-846 8260C	1/10/12	1/11/12 2:16	LBD

Surrogates	% Recovery	Recovery Limits	Flag	
1,2-Dichloroethane-d4	84.7	70-130		1/11/12 2:16
Toluene-d8	102	70-130		1/11/12 2:16
4-Bromofluorobenzene	98.6	70-130		1/11/12 2:16

con-test® ANALYTICAL LABORATORY

39 Spruce Street * East Longmeadow, MA 01028 * FAX 413/525-6405 * TEL. 413/525-2332

Project Location: 25 Skinner Street | Sample Description: | Work Order: 12A0156

Date Received: 1/6/2012

Field Sample #: MW-7 | Sampled: 1/5/2012 10:45

Sample ID: 12A0156-05

Sample Matrix: Ground Water

Semivolatile Organic Compounds by GC/MS

Analyte	Results	RL	Units	Dilution	Flag	Method	Date Prepared	Date/Time Analyzed	Analyst
Acenaphthene	ND	0.30	µg/L	1		SW-846 8270D	1/10/12	1/12/12 19:10	CDT
Acenaphthylene	ND	0.30	µg/L	1		SW-846 8270D	1/10/12	1/12/12 19:10	CDT
Anthracene	ND	0.20	µg/L	1		SW-846 8270D	1/10/12	1/12/12 19:10	CDT
Benzo(a)anthracene	ND	0.050	µg/L	1		SW-846 8270D	1/10/12	1/12/12 19:10	CDT
Benzo(a)pyrene	ND	0.10	µg/L	1		SW-846 8270D	1/10/12	1/12/12 19:10	CDT
Benzo(b)fluoranthene	ND	0.050	µg/L	1		SW-846 8270D	1/10/12	1/12/12 19:10	CDT
Benzo(g,h,i)perylene	ND	0.50	µg/L	1	R-05	SW-846 8270D	1/10/12	1/12/12 19:10	CDT
Benzo(k)fluoranthene	ND	0.20	µg/L	1		SW-846 8270D	1/10/12	1/12/12 19:10	CDT
Chrysene	ND	0.20	µg/L	1		SW-846 8270D	1/10/12	1/12/12 19:10	CDT
Dibenz(a,h)anthracene	ND	0.20	µg/L	1		SW-846 8270D	1/10/12	1/12/12 19:10	CDT
Fluoranthene	ND	0.50	µg/L	1	R-05	SW-846 8270D	1/10/12	1/12/12 19:10	CDT
Fluorene	ND	1.0	µg/L	1		SW-846 8270D	1/10/12	1/12/12 19:10	CDT
Indeno(1,2,3-cd)pyrene	ND	0.20	µg/L	1		SW-846 8270D	1/10/12	1/12/12 19:10	CDT
2-Methylnaphthalene	ND	1.0	µg/L	1		SW-846 8270D	1/10/12	1/12/12 19:10	CDT
Naphthalene	ND	1.0	µg/L	1		SW-846 8270D	1/10/12	1/12/12 19:10	CDT
Phenanthrene	ND	0.050	µg/L	1		SW-846 8270D	1/10/12	1/12/12 19:10	CDT
Pyrene	ND	1.0	µg/L	1		SW-846 8270D	1/10/12	1/12/12 19:10	CDT

Surrogates	% Recovery	Recovery Limits	Flag	
Nitrobenzene-d5	88.8	30-130		1/12/12 19:10
2-Fluorobiphenyl	69.2	30-130		1/12/12 19:10
Terphenyl-d14	79.2	30-130		1/12/12 19:10

39 Spruce Street * East Longmeadow, MA 01028 * FAX 413/525-6405 * TEL. 413/525-2332

Project Location: 25 Skinner Street
Sample Description:
Work Order: 12A0156

Date Received: 1/6/2012

Field Sample #: MW-7
Sampled: 1/5/2012 10:45

Sample ID: 12A0156-05

Sample Matrix: Ground Water

Petroleum Hydrocarbons Analyses

Analyte	Results	RL	Units	Dilution	Flag	Method	Date Prepared	Date/Time Analyzed	Analyst
CT ETPH	ND	0.075	mg/L	1		CTDEP ETPH	1/11/12	1/12/12 21:04	SCS

Surrogates	% Recovery	Recovery Limits	Flag	
o-Terphenyl	75.4	50-150		1/12/12 21:04

39 Spruce Street * East Longmeadow, MA 01028 * FAX 413/525-6405 * TEL. 413/525-2332

Project Location: 25 Skinner Street
Sample Description:
Work Order: 12A0156

Date Received: 1/6/2012

Field Sample #: MW-7
Sampled: 1/5/2012 10:45

Sample ID: 12A0156-05

Sample Matrix: Ground Water

Metals Analyses (Total)

Analyte	Results	RL	Units	Dilution	Flag	Method	Date Prepared	Date/Time Analyzed	Analyst
Antimony	ND	5.0	µg/L	5		SW-846 6020A	1/9/12	1/10/12 12:19	KSH
Arsenic	4.4	2.0	µg/L	5		SW-846 6020A	1/9/12	1/10/12 12:19	KSH
Barium	ND	50	µg/L	5		SW-846 6020A	1/9/12	1/10/12 12:19	KSH
Beryllium	ND	2.0	µg/L	5		SW-846 6020A	1/9/12	1/10/12 14:37	KSH
Cadmium	ND	2.5	µg/L	5		SW-846 6020A	1/9/12	1/10/12 12:19	KSH
Chromium	ND	5.0	µg/L	5		SW-846 6020A	1/9/12	1/10/12 12:19	KSH
Copper	ND	25	µg/L	5		SW-846 6020A	1/9/12	1/10/12 12:19	KSH
Lead	ND	5.0	µg/L	5		SW-846 6020A	1/9/12	1/10/12 12:19	KSH
Mercury	ND	0.00010	mg/L	1		SW-846 7470A	1/9/12	1/11/12 10:55	AMR
Nickel	ND	25	µg/L	5		SW-846 6020A	1/9/12	1/10/12 12:19	KSH
Selenium	ND	25	µg/L	5		SW-846 6020A	1/9/12	1/10/12 12:19	KSH
Silver	ND	2.5	µg/L	5		SW-846 6020A	1/9/12	1/10/12 12:19	KSH
Thallium	ND	1.0	µg/L	5		SW-846 6020A	1/9/12	1/10/12 12:19	KSH
Vanadium	ND	25	µg/L	5		SW-846 6020A	1/9/12	1/10/12 12:19	KSH
Zinc	ND	50	µg/L	5		SW-846 6020A	1/9/12	1/10/12 12:19	KSH

con-test® ANALYTICAL LABORATORY

39 Spruce Street * East Longmeadow, MA 01028 * FAX 413/525-6405 * TEL. 413/525-2332

Project Location: 25 Skinner Street | Sample Description: | Work Order: 12A0156

Date Received: 1/6/2012

Field Sample #: MW-5 | Sampled: 1/5/2012 11:30

Sample ID: 12A0156-06

Sample Matrix: Ground Water

Volatile Organic Compounds by GC/MS

Analyte	Results	RL	Units	Dilution	Flag	Method	Date Prepared	Date/Time Analyzed	Analyst
Acetone	ND	5.0	µg/L	1		SW-846 8260C	1/10/12	1/11/12 2:48	LBD
Acrylonitrile	ND	2.0	µg/L	1		SW-846 8260C	1/10/12	1/11/12 2:48	LBD
Benzene	ND	0.50	µg/L	1		SW-846 8260C	1/10/12	1/11/12 2:48	LBD
Bromobenzene	ND	0.50	µg/L	1		SW-846 8260C	1/10/12	1/11/12 2:48	LBD
Bromodichloromethane	ND	0.50	µg/L	1		SW-846 8260C	1/10/12	1/11/12 2:48	LBD
Bromoform	ND	0.50	µg/L	1	V-05	SW-846 8260C	1/10/12	1/11/12 2:48	LBD
Bromomethane	ND	0.50	µg/L	1		SW-846 8260C	1/10/12	1/11/12 2:48	LBD
2-Butanone (MEK)	ND	5.0	µg/L	1		SW-846 8260C	1/10/12	1/11/12 2:48	LBD
n-Butylbenzene	ND	1.0	µg/L	1		SW-846 8260C	1/10/12	1/11/12 2:48	LBD
sec-Butylbenzene	ND	1.0	µg/L	1		SW-846 8260C	1/10/12	1/11/12 2:48	LBD
tert-Butylbenzene	ND	1.0	µg/L	1		SW-846 8260C	1/10/12	1/11/12 2:48	LBD
Carbon Disulfide	ND	5.0	µg/L	1		SW-846 8260C	1/10/12	1/11/12 2:48	LBD
Carbon Tetrachloride	ND	0.50	µg/L	1		SW-846 8260C	1/10/12	1/11/12 2:48	LBD
Chlorobenzene	ND	0.50	µg/L	1		SW-846 8260C	1/10/12	1/11/12 2:48	LBD
Chlorodibromomethane	ND	0.50	µg/L	1		SW-846 8260C	1/10/12	1/11/12 2:48	LBD
Chloroethane	ND	0.50	µg/L	1		SW-846 8260C	1/10/12	1/11/12 2:48	LBD
Chloroform	ND	0.50	µg/L	1		SW-846 8260C	1/10/12	1/11/12 2:48	LBD
Chloromethane	ND	0.50	µg/L	1		SW-846 8260C	1/10/12	1/11/12 2:48	LBD
2-Chlorotoluene	ND	0.50	µg/L	1		SW-846 8260C	1/10/12	1/11/12 2:48	LBD
4-Chlorotoluene	ND	0.50	µg/L	1		SW-846 8260C	1/10/12	1/11/12 2:48	LBD
1,2-Dibromo-3-chloropropane (DBCP)	ND	1.0	µg/L	1	L-03, V-05	SW-846 8260C	1/10/12	1/11/12 2:48	LBD
1,2-Dibromoethane (EDB)	ND	0.50	µg/L	1		SW-846 8260C	1/10/12	1/11/12 2:48	LBD
Dibromomethane	ND	0.50	µg/L	1		SW-846 8260C	1/10/12	1/11/12 2:48	LBD
1,2-Dichlorobenzene	ND	0.50	µg/L	1		SW-846 8260C	1/10/12	1/11/12 2:48	LBD
1,3-Dichlorobenzene	ND	0.50	µg/L	1		SW-846 8260C	1/10/12	1/11/12 2:48	LBD
1,4-Dichlorobenzene	ND	0.50	µg/L	1		SW-846 8260C	1/10/12	1/11/12 2:48	LBD
trans-1,4-Dichloro-2-butene	ND	2.0	µg/L	1		SW-846 8260C	1/10/12	1/11/12 2:48	LBD
Dichlorodifluoromethane (Freon 12)	ND	0.50	µg/L	1		SW-846 8260C	1/10/12	1/11/12 2:48	LBD
1,1-Dichloroethane	ND	0.50	µg/L	1		SW-846 8260C	1/10/12	1/11/12 2:48	LBD
1,2-Dichloroethane	ND	0.50	µg/L	1		SW-846 8260C	1/10/12	1/11/12 2:48	LBD
1,1-Dichloroethylene	ND	0.50	µg/L	1		SW-846 8260C	1/10/12	1/11/12 2:48	LBD
cis-1,2-Dichloroethylene	ND	0.50	µg/L	1		SW-846 8260C	1/10/12	1/11/12 2:48	LBD
trans-1,2-Dichloroethylene	ND	1.0	µg/L	1		SW-846 8260C	1/10/12	1/11/12 2:48	LBD
1,2-Dichloropropane	ND	0.50	µg/L	1		SW-846 8260C	1/10/12	1/11/12 2:48	LBD
1,3-Dichloropropane	ND	0.50	µg/L	1		SW-846 8260C	1/10/12	1/11/12 2:48	LBD
2,2-Dichloropropane	ND	0.50	µg/L	1		SW-846 8260C	1/10/12	1/11/12 2:48	LBD
1,1-Dichloropropene	ND	0.50	µg/L	1		SW-846 8260C	1/10/12	1/11/12 2:48	LBD
cis-1,3-Dichloropropene	ND	0.50	µg/L	1		SW-846 8260C	1/10/12	1/11/12 2:48	LBD
trans-1,3-Dichloropropene	ND	0.50	µg/L	1	L-03, V-05	SW-846 8260C	1/10/12	1/11/12 2:48	LBD
Ethylbenzene	ND	0.50	µg/L	1		SW-846 8260C	1/10/12	1/11/12 2:48	LBD
Hexachlorobutadiene	ND	0.40	µg/L	1		SW-846 8260C	1/10/12	1/11/12 2:48	LBD
2-Hexanone (MBK)	ND	5.0	µg/L	1		SW-846 8260C	1/10/12	1/11/12 2:48	LBD
Isopropylbenzene (Cumene)	ND	0.50	µg/L	1		SW-846 8260C	1/10/12	1/11/12 2:48	LBD

con-test® ANALYTICAL LABORATORY

39 Spruce Street * East Longmeadow, MA 01028 * FAX 413/525-6405 * TEL. 413/525-2332

Project Location: 25 Skinner Street | Sample Description: | Work Order: 12A0156

Date Received: 1/6/2012

Field Sample #: MW-5 | Sampled: 1/5/2012 11:30

Sample ID: 12A0156-06

Sample Matrix: Ground Water

Volatile Organic Compounds by GC/MS

Analyte	Results	RL	Units	Dilution	Flag	Method	Date Prepared	Date/Time Analyzed	Analyst
p-Isopropyltoluene (p-Cymene)	ND	0.50	µg/L	1		SW-846 8260C	1/10/12	1/11/12 2:48	LBD
Methyl tert-Butyl Ether (MTBE)	ND	0.50	µg/L	1		SW-846 8260C	1/10/12	1/11/12 2:48	LBD
Methylene Chloride	ND	5.0	µg/L	1		SW-846 8260C	1/10/12	1/11/12 2:48	LBD
4-Methyl-2-pentanone (MIBK)	ND	5.0	µg/L	1		SW-846 8260C	1/10/12	1/11/12 2:48	LBD
Naphthalene	ND	2.0	µg/L	1		SW-846 8260C	1/10/12	1/11/12 2:48	LBD
n-Propylbenzene	ND	1.0	µg/L	1		SW-846 8260C	1/10/12	1/11/12 2:48	LBD
Styrene	ND	1.0	µg/L	1		SW-846 8260C	1/10/12	1/11/12 2:48	LBD
1,1,1,2-Tetrachloroethane	ND	1.0	µg/L	1		SW-846 8260C	1/10/12	1/11/12 2:48	LBD
1,1,2,2-Tetrachloroethane	ND	0.50	µg/L	1		SW-846 8260C	1/10/12	1/11/12 2:48	LBD
Tetrachloroethylene	ND	1.0	µg/L	1		SW-846 8260C	1/10/12	1/11/12 2:48	LBD
Tetrahydrofuran	ND	10	µg/L	1		SW-846 8260C	1/10/12	1/11/12 2:48	LBD
Toluene	ND	1.0	µg/L	1		SW-846 8260C	1/10/12	1/11/12 2:48	LBD
1,2,3-Trichlorobenzene	ND	0.50	µg/L	1		SW-846 8260C	1/10/12	1/11/12 2:48	LBD
1,2,4-Trichlorobenzene	ND	0.50	µg/L	1		SW-846 8260C	1/10/12	1/11/12 2:48	LBD
1,1,1-Trichloroethane	ND	0.50	µg/L	1		SW-846 8260C	1/10/12	1/11/12 2:48	LBD
1,1,2-Trichloroethane	ND	0.50	µg/L	1		SW-846 8260C	1/10/12	1/11/12 2:48	LBD
Trichloroethylene	ND	1.0	µg/L	1		SW-846 8260C	1/10/12	1/11/12 2:48	LBD
Trichlorofluoromethane (Freon 11)	ND	2.0	µg/L	1		SW-846 8260C	1/10/12	1/11/12 2:48	LBD
1,2,3-Trichloropropane	ND	0.50	µg/L	1		SW-846 8260C	1/10/12	1/11/12 2:48	LBD
1,1,2-Trichloro-1,2,2-trifluoroethane (Freon 113)	ND	0.50	µg/L	1		SW-846 8260C	1/10/12	1/11/12 2:48	LBD
1,2,4-Trimethylbenzene	ND	0.50	µg/L	1		SW-846 8260C	1/10/12	1/11/12 2:48	LBD
1,3,5-Trimethylbenzene	ND	0.50	µg/L	1		SW-846 8260C	1/10/12	1/11/12 2:48	LBD
Vinyl Chloride	ND	1.0	µg/L	1		SW-846 8260C	1/10/12	1/11/12 2:48	LBD
m+p Xylene	ND	2.0	µg/L	1		SW-846 8260C	1/10/12	1/11/12 2:48	LBD
o-Xylene	ND	1.0	µg/L	1		SW-846 8260C	1/10/12	1/11/12 2:48	LBD

Surrogates	% Recovery	Recovery Limits	Flag	
1,2-Dichloroethane-d4	83.7	70-130		1/11/12 2:48
Toluene-d8	101	70-130		1/11/12 2:48
4-Bromofluorobenzene	96.5	70-130		1/11/12 2:48

con-test® ANALYTICAL LABORATORY

39 Spruce Street * East Longmeadow, MA 01028 * FAX 413/525-6405 * TEL. 413/525-2332

Project Location: 25 Skinner Street | Sample Description: | Work Order: 12A0156

Date Received: 1/6/2012

Field Sample #: MW-5 | Sampled: 1/5/2012 11:30

Sample ID: 12A0156-06

Sample Matrix: Ground Water

Semivolatile Organic Compounds by GC/MS

Analyte	Results	RL	Units	Dilution	Flag	Method	Date Prepared	Date/Time Analyzed	Analyst
Acenaphthene	ND	0.30	µg/L	1		SW-846 8270D	1/10/12	1/12/12 19:43	CDT
Acenaphthylene	ND	0.30	µg/L	1		SW-846 8270D	1/10/12	1/12/12 19:43	CDT
Anthracene	ND	0.20	µg/L	1		SW-846 8270D	1/10/12	1/12/12 19:43	CDT
Benzo(a)anthracene	ND	0.050	µg/L	1		SW-846 8270D	1/10/12	1/12/12 19:43	CDT
Benzo(a)pyrene	ND	0.10	µg/L	1		SW-846 8270D	1/10/12	1/12/12 19:43	CDT
Benzo(b)fluoranthene	ND	0.050	µg/L	1		SW-846 8270D	1/10/12	1/12/12 19:43	CDT
Benzo(g,h,i)perylene	ND	0.50	µg/L	1	R-05	SW-846 8270D	1/10/12	1/12/12 19:43	CDT
Benzo(k)fluoranthene	ND	0.20	µg/L	1		SW-846 8270D	1/10/12	1/12/12 19:43	CDT
Chrysene	ND	0.20	µg/L	1		SW-846 8270D	1/10/12	1/12/12 19:43	CDT
Dibenz(a,h)anthracene	ND	0.20	µg/L	1		SW-846 8270D	1/10/12	1/12/12 19:43	CDT
Fluoranthene	ND	0.50	µg/L	1	R-05	SW-846 8270D	1/10/12	1/12/12 19:43	CDT
Fluorene	ND	1.0	µg/L	1		SW-846 8270D	1/10/12	1/12/12 19:43	CDT
Indeno(1,2,3-cd)pyrene	ND	0.20	µg/L	1		SW-846 8270D	1/10/12	1/12/12 19:43	CDT
2-Methylnaphthalene	ND	1.0	µg/L	1		SW-846 8270D	1/10/12	1/12/12 19:43	CDT
Naphthalene	ND	1.0	µg/L	1		SW-846 8270D	1/10/12	1/12/12 19:43	CDT
Phenanthrene	ND	0.050	µg/L	1		SW-846 8270D	1/10/12	1/12/12 19:43	CDT
Pyrene	ND	1.0	µg/L	1		SW-846 8270D	1/10/12	1/12/12 19:43	CDT

Surrogates	% Recovery	Recovery Limits	Flag	
Nitrobenzene-d5	73.4	30-130		1/12/12 19:43
2-Fluorobiphenyl	60.0	30-130		1/12/12 19:43
Terphenyl-d14	57.7	30-130		1/12/12 19:43

39 Spruce Street * East Longmeadow, MA 01028 * FAX 413/525-6405 * TEL. 413/525-2332

Project Location: 25 Skinner Street
Sample Description:
Work Order: 12A0156

Date Received: 1/6/2012

Field Sample #: MW-5
Sampled: 1/5/2012 11:30

Sample ID: 12A0156-06

Sample Matrix: Ground Water

Petroleum Hydrocarbons Analyses

Analyte	Results	RL	Units	Dilution	Flag	Method	Date Prepared	Date/Time Analyzed	Analyst
CT ETPH	ND	0.075	mg/L	1		CTDEP ETPH	1/11/12	1/12/12 21:22	SCS

Surrogates	% Recovery	Recovery Limits	Flag	
o-Terphenyl	79.3	50-150		1/12/12 21:22

39 Spruce Street * East Longmeadow, MA 01028 * FAX 413/525-6405 * TEL. 413/525-2332

Project Location: 25 Skinner Street
Sample Description:
Work Order: 12A0156

Date Received: 1/6/2012

Field Sample #: MW-5
Sampled: 1/5/2012 11:30

Sample ID: 12A0156-06

Sample Matrix: Ground Water

Metals Analyses (Total)

Analyte	Results	RL	Units	Dilution	Flag	Method	Date Prepared	Date/Time Analyzed	Analyst
Antimony	ND	5.0	µg/L	5		SW-846 6020A	1/9/12	1/10/12 12:22	KSH
Arsenic	8.9	2.0	µg/L	5		SW-846 6020A	1/9/12	1/10/12 12:22	KSH
Barium	59	50	µg/L	5		SW-846 6020A	1/9/12	1/10/12 12:22	KSH
Beryllium	ND	2.0	µg/L	5		SW-846 6020A	1/9/12	1/10/12 14:41	KSH
Cadmium	ND	2.5	µg/L	5		SW-846 6020A	1/9/12	1/10/12 12:22	KSH
Chromium	ND	5.0	µg/L	5		SW-846 6020A	1/9/12	1/10/12 12:22	KSH
Copper	ND	25	µg/L	5		SW-846 6020A	1/9/12	1/10/12 12:22	KSH
Lead	ND	5.0	µg/L	5		SW-846 6020A	1/9/12	1/10/12 12:22	KSH
Mercury	ND	0.00010	mg/L	1		SW-846 7470A	1/9/12	1/11/12 10:56	AMR
Nickel	ND	25	µg/L	5		SW-846 6020A	1/9/12	1/10/12 12:22	KSH
Selenium	ND	25	µg/L	5		SW-846 6020A	1/9/12	1/10/12 12:22	KSH
Silver	ND	2.5	µg/L	5		SW-846 6020A	1/9/12	1/10/12 12:22	KSH
Thallium	ND	1.0	µg/L	5		SW-846 6020A	1/9/12	1/10/12 12:22	KSH
Vanadium	ND	25	µg/L	5		SW-846 6020A	1/9/12	1/10/12 12:22	KSH
Zinc	ND	50	µg/L	5		SW-846 6020A	1/9/12	1/10/12 12:22	KSH

con-test® ANALYTICAL LABORATORY

39 Spruce Street * East Longmeadow, MA 01028 * FAX 413/525-6405 * TEL. 413/525-2332

Project Location: 25 Skinner Street | Sample Description: | Work Order: 12A0156

Date Received: 1/6/2012

Field Sample #: MW-6 | Sampled: 1/5/2012 12:30

Sample ID: 12A0156-07

Sample Matrix: Ground Water

Volatile Organic Compounds by GC/MS

Analyte	Results	RL	Units	Dilution	Flag	Method	Date Prepared	Date/Time Analyzed	Analyst
Acetone	ND	5.0	µg/L	1		SW-846 8260C	1/10/12	1/11/12 3:20	LBD
Acrylonitrile	ND	2.0	µg/L	1		SW-846 8260C	1/10/12	1/11/12 3:20	LBD
Benzene	ND	0.50	µg/L	1		SW-846 8260C	1/10/12	1/11/12 3:20	LBD
Bromobenzene	ND	0.50	µg/L	1		SW-846 8260C	1/10/12	1/11/12 3:20	LBD
Bromodichloromethane	ND	0.50	µg/L	1		SW-846 8260C	1/10/12	1/11/12 3:20	LBD
Bromoform	ND	0.50	µg/L	1	V-05	SW-846 8260C	1/10/12	1/11/12 3:20	LBD
Bromomethane	ND	0.50	µg/L	1		SW-846 8260C	1/10/12	1/11/12 3:20	LBD
2-Butanone (MEK)	ND	5.0	µg/L	1		SW-846 8260C	1/10/12	1/11/12 3:20	LBD
n-Butylbenzene	ND	1.0	µg/L	1		SW-846 8260C	1/10/12	1/11/12 3:20	LBD
sec-Butylbenzene	ND	1.0	µg/L	1		SW-846 8260C	1/10/12	1/11/12 3:20	LBD
tert-Butylbenzene	ND	1.0	µg/L	1		SW-846 8260C	1/10/12	1/11/12 3:20	LBD
Carbon Disulfide	ND	5.0	µg/L	1		SW-846 8260C	1/10/12	1/11/12 3:20	LBD
Carbon Tetrachloride	ND	0.50	µg/L	1		SW-846 8260C	1/10/12	1/11/12 3:20	LBD
Chlorobenzene	ND	0.50	µg/L	1		SW-846 8260C	1/10/12	1/11/12 3:20	LBD
Chlorodibromomethane	ND	0.50	µg/L	1		SW-846 8260C	1/10/12	1/11/12 3:20	LBD
Chloroethane	ND	0.50	µg/L	1		SW-846 8260C	1/10/12	1/11/12 3:20	LBD
Chloroform	ND	0.50	µg/L	1		SW-846 8260C	1/10/12	1/11/12 3:20	LBD
Chloromethane	ND	0.50	µg/L	1		SW-846 8260C	1/10/12	1/11/12 3:20	LBD
2-Chlorotoluene	ND	0.50	µg/L	1		SW-846 8260C	1/10/12	1/11/12 3:20	LBD
4-Chlorotoluene	ND	0.50	µg/L	1		SW-846 8260C	1/10/12	1/11/12 3:20	LBD
1,2-Dibromo-3-chloropropane (DBCP)	ND	1.0	µg/L	1	L-03, V-05	SW-846 8260C	1/10/12	1/11/12 3:20	LBD
1,2-Dibromoethane (EDB)	ND	0.50	µg/L	1		SW-846 8260C	1/10/12	1/11/12 3:20	LBD
Dibromomethane	ND	0.50	µg/L	1		SW-846 8260C	1/10/12	1/11/12 3:20	LBD
1,2-Dichlorobenzene	ND	0.50	µg/L	1		SW-846 8260C	1/10/12	1/11/12 3:20	LBD
1,3-Dichlorobenzene	ND	0.50	µg/L	1		SW-846 8260C	1/10/12	1/11/12 3:20	LBD
1,4-Dichlorobenzene	ND	0.50	µg/L	1		SW-846 8260C	1/10/12	1/11/12 3:20	LBD
trans-1,4-Dichloro-2-butene	ND	2.0	µg/L	1		SW-846 8260C	1/10/12	1/11/12 3:20	LBD
Dichlorodifluoromethane (Freon 12)	ND	0.50	µg/L	1		SW-846 8260C	1/10/12	1/11/12 3:20	LBD
1,1-Dichloroethane	ND	0.50	µg/L	1		SW-846 8260C	1/10/12	1/11/12 3:20	LBD
1,2-Dichloroethane	ND	0.50	µg/L	1		SW-846 8260C	1/10/12	1/11/12 3:20	LBD
1,1-Dichloroethylene	ND	0.50	µg/L	1		SW-846 8260C	1/10/12	1/11/12 3:20	LBD
cis-1,2-Dichloroethylene	ND	0.50	µg/L	1		SW-846 8260C	1/10/12	1/11/12 3:20	LBD
trans-1,2-Dichloroethylene	ND	1.0	µg/L	1		SW-846 8260C	1/10/12	1/11/12 3:20	LBD
1,2-Dichloropropane	ND	0.50	µg/L	1		SW-846 8260C	1/10/12	1/11/12 3:20	LBD
1,3-Dichloropropane	ND	0.50	µg/L	1		SW-846 8260C	1/10/12	1/11/12 3:20	LBD
2,2-Dichloropropane	ND	0.50	µg/L	1		SW-846 8260C	1/10/12	1/11/12 3:20	LBD
1,1-Dichloropropene	ND	0.50	µg/L	1		SW-846 8260C	1/10/12	1/11/12 3:20	LBD
cis-1,3-Dichloropropene	ND	0.50	µg/L	1		SW-846 8260C	1/10/12	1/11/12 3:20	LBD
trans-1,3-Dichloropropene	ND	0.50	µg/L	1	L-03, V-05	SW-846 8260C	1/10/12	1/11/12 3:20	LBD
Ethylbenzene	ND	0.50	µg/L	1		SW-846 8260C	1/10/12	1/11/12 3:20	LBD
Hexachlorobutadiene	ND	0.40	µg/L	1		SW-846 8260C	1/10/12	1/11/12 3:20	LBD
2-Hexanone (MBK)	ND	5.0	µg/L	1		SW-846 8260C	1/10/12	1/11/12 3:20	LBD
Isopropylbenzene (Cumene)	ND	0.50	µg/L	1		SW-846 8260C	1/10/12	1/11/12 3:20	LBD

con-test® ANALYTICAL LABORATORY

39 Spruce Street * East Longmeadow, MA 01028 * FAX 413/525-6405 * TEL. 413/525-2332

Project Location: 25 Skinner Street | Sample Description: | Work Order: 12A0156

Date Received: 1/6/2012

Field Sample #: MW-6 | Sampled: 1/5/2012 12:30

Sample ID: 12A0156-07

Sample Matrix: Ground Water

Volatile Organic Compounds by GC/MS

Analyte	Results	RL	Units	Dilution	Flag	Method	Date Prepared	Date/Time Analyzed	Analyst
p-Isopropyltoluene (p-Cymene)	ND	0.50	µg/L	1		SW-846 8260C	1/10/12	1/11/12 3:20	LBD
Methyl tert-Butyl Ether (MTBE)	ND	0.50	µg/L	1		SW-846 8260C	1/10/12	1/11/12 3:20	LBD
Methylene Chloride	ND	5.0	µg/L	1		SW-846 8260C	1/10/12	1/11/12 3:20	LBD
4-Methyl-2-pentanone (MIBK)	ND	5.0	µg/L	1		SW-846 8260C	1/10/12	1/11/12 3:20	LBD
Naphthalene	ND	2.0	µg/L	1		SW-846 8260C	1/10/12	1/11/12 3:20	LBD
n-Propylbenzene	ND	1.0	µg/L	1		SW-846 8260C	1/10/12	1/11/12 3:20	LBD
Styrene	ND	1.0	µg/L	1		SW-846 8260C	1/10/12	1/11/12 3:20	LBD
1,1,1,2-Tetrachloroethane	ND	1.0	µg/L	1		SW-846 8260C	1/10/12	1/11/12 3:20	LBD
1,1,2,2-Tetrachloroethane	ND	0.50	µg/L	1		SW-846 8260C	1/10/12	1/11/12 3:20	LBD
Tetrachloroethylene	ND	1.0	µg/L	1		SW-846 8260C	1/10/12	1/11/12 3:20	LBD
Tetrahydrofuran	ND	10	µg/L	1		SW-846 8260C	1/10/12	1/11/12 3:20	LBD
Toluene	ND	1.0	µg/L	1		SW-846 8260C	1/10/12	1/11/12 3:20	LBD
1,2,3-Trichlorobenzene	ND	0.50	µg/L	1		SW-846 8260C	1/10/12	1/11/12 3:20	LBD
1,2,4-Trichlorobenzene	ND	0.50	µg/L	1		SW-846 8260C	1/10/12	1/11/12 3:20	LBD
1,1,1-Trichloroethane	ND	0.50	µg/L	1		SW-846 8260C	1/10/12	1/11/12 3:20	LBD
1,1,2-Trichloroethane	ND	0.50	µg/L	1		SW-846 8260C	1/10/12	1/11/12 3:20	LBD
Trichloroethylene	ND	1.0	µg/L	1		SW-846 8260C	1/10/12	1/11/12 3:20	LBD
Trichlorofluoromethane (Freon 11)	ND	2.0	µg/L	1		SW-846 8260C	1/10/12	1/11/12 3:20	LBD
1,2,3-Trichloropropane	ND	0.50	µg/L	1		SW-846 8260C	1/10/12	1/11/12 3:20	LBD
1,1,2-Trichloro-1,2,2-trifluoroethane (Freon 113)	ND	0.50	µg/L	1		SW-846 8260C	1/10/12	1/11/12 3:20	LBD
1,2,4-Trimethylbenzene	ND	0.50	µg/L	1		SW-846 8260C	1/10/12	1/11/12 3:20	LBD
1,3,5-Trimethylbenzene	ND	0.50	µg/L	1		SW-846 8260C	1/10/12	1/11/12 3:20	LBD
Vinyl Chloride	ND	1.0	µg/L	1		SW-846 8260C	1/10/12	1/11/12 3:20	LBD
m+p Xylene	ND	2.0	µg/L	1		SW-846 8260C	1/10/12	1/11/12 3:20	LBD
o-Xylene	ND	1.0	µg/L	1		SW-846 8260C	1/10/12	1/11/12 3:20	LBD

Surrogates	% Recovery	Recovery Limits	Flag	
1,2-Dichloroethane-d4	85.0	70-130		1/11/12 3:20
Toluene-d8	102	70-130		1/11/12 3:20
4-Bromofluorobenzene	95.9	70-130		1/11/12 3:20

con-test® ANALYTICAL LABORATORY

39 Spruce Street * East Longmeadow, MA 01028 * FAX 413/525-6405 * TEL. 413/525-2332

Project Location: 25 Skinner Street | Sample Description: | Work Order: 12A0156

Date Received: 1/6/2012

Field Sample #: MW-6 | Sampled: 1/5/2012 12:30

Sample ID: 12A0156-07

Sample Matrix: Ground Water

Semivolatile Organic Compounds by GC/MS

Analyte	Results	RL	Units	Dilution	Flag	Method	Date Prepared	Date/Time Analyzed	Analyst
Acenaphthene	ND	0.30	µg/L	1		SW-846 8270D	1/10/12	1/12/12 20:16	CDT
Acenaphthylene	ND	0.30	µg/L	1		SW-846 8270D	1/10/12	1/12/12 20:16	CDT
Anthracene	ND	0.20	µg/L	1		SW-846 8270D	1/10/12	1/12/12 20:16	CDT
Benzo(a)anthracene	ND	0.050	µg/L	1		SW-846 8270D	1/10/12	1/12/12 20:16	CDT
Benzo(a)pyrene	ND	0.10	µg/L	1		SW-846 8270D	1/10/12	1/12/12 20:16	CDT
Benzo(b)fluoranthene	ND	0.050	µg/L	1		SW-846 8270D	1/10/12	1/12/12 20:16	CDT
Benzo(g,h,i)perylene	ND	0.50	µg/L	1	R-05	SW-846 8270D	1/10/12	1/12/12 20:16	CDT
Benzo(k)fluoranthene	ND	0.20	µg/L	1		SW-846 8270D	1/10/12	1/12/12 20:16	CDT
Chrysene	ND	0.20	µg/L	1		SW-846 8270D	1/10/12	1/12/12 20:16	CDT
Dibenz(a,h)anthracene	ND	0.20	µg/L	1		SW-846 8270D	1/10/12	1/12/12 20:16	CDT
Fluoranthene	ND	0.50	µg/L	1	R-05	SW-846 8270D	1/10/12	1/12/12 20:16	CDT
Fluorene	ND	1.0	µg/L	1		SW-846 8270D	1/10/12	1/12/12 20:16	CDT
Indeno(1,2,3-cd)pyrene	ND	0.20	µg/L	1		SW-846 8270D	1/10/12	1/12/12 20:16	CDT
2-Methylnaphthalene	ND	1.0	µg/L	1		SW-846 8270D	1/10/12	1/12/12 20:16	CDT
Naphthalene	ND	1.0	µg/L	1		SW-846 8270D	1/10/12	1/12/12 20:16	CDT
Phenanthrene	ND	0.050	µg/L	1		SW-846 8270D	1/10/12	1/12/12 20:16	CDT
Pyrene	ND	1.0	µg/L	1		SW-846 8270D	1/10/12	1/12/12 20:16	CDT

Surrogates	% Recovery	Recovery Limits	Flag	
Nitrobenzene-d5	86.6	30-130		1/12/12 20:16
2-Fluorobiphenyl	66.2	30-130		1/12/12 20:16
Terphenyl-d14	72.0	30-130		1/12/12 20:16

39 Spruce Street * East Longmeadow, MA 01028 * FAX 413/525-6405 * TEL. 413/525-2332

Project Location: 25 Skinner Street
Sample Description:
Work Order: 12A0156

Date Received: 1/6/2012

Field Sample #: MW-6
Sampled: 1/5/2012 12:30

Sample ID: 12A0156-07

Sample Matrix: Ground Water

Petroleum Hydrocarbons Analyses

Analyte	Results	RL	Units	Dilution	Flag	Method	Date Prepared	Date/Time Analyzed	Analyst
CT ETPH	ND	0.075	mg/L	1		CTDEP ETPH	1/11/12	1/12/12 21:41	SCS

Surrogates	% Recovery	Recovery Limits	Flag	
o-Terphenyl	77.7	50-150		1/12/12 21:41

39 Spruce Street * East Longmeadow, MA 01028 * FAX 413/525-6405 * TEL. 413/525-2332

Project Location: 25 Skinner Street
Sample Description:
Work Order: 12A0156

Date Received: 1/6/2012

Field Sample #: MW-6
Sampled: 1/5/2012 12:30

Sample ID: 12A0156-07

Sample Matrix: Ground Water

Metals Analyses (Total)

Analyte	Results	RL	Units	Dilution	Flag	Method	Date Prepared	Date/Time Analyzed	Analyst
Antimony	ND	5.0	µg/L	5		SW-846 6020A	1/9/12	1/10/12 12:26	KSH
Arsenic	ND	2.0	µg/L	5		SW-846 6020A	1/9/12	1/10/12 12:26	KSH
Barium	ND	50	µg/L	5		SW-846 6020A	1/9/12	1/10/12 12:26	KSH
Beryllium	ND	2.0	µg/L	5	DL-05	SW-846 6020A	1/9/12	1/11/12 13:54	KSH
Cadmium	ND	2.5	µg/L	5		SW-846 6020A	1/9/12	1/10/12 12:26	KSH
Chromium	ND	5.0	µg/L	5		SW-846 6020A	1/9/12	1/10/12 12:26	KSH
Copper	ND	25	µg/L	5		SW-846 6020A	1/9/12	1/10/12 12:26	KSH
Lead	ND	5.0	µg/L	5		SW-846 6020A	1/9/12	1/10/12 12:26	KSH
Mercury	ND	0.00010	mg/L	1		SW-846 7470A	1/9/12	1/11/12 10:58	AMR
Nickel	ND	25	µg/L	5		SW-846 6020A	1/9/12	1/10/12 12:26	KSH
Selenium	ND	25	µg/L	5		SW-846 6020A	1/9/12	1/10/12 12:26	KSH
Silver	ND	2.5	µg/L	5		SW-846 6020A	1/9/12	1/10/12 12:26	KSH
Thallium	ND	1.0	µg/L	5		SW-846 6020A	1/9/12	1/10/12 12:26	KSH
Vanadium	ND	25	µg/L	5		SW-846 6020A	1/9/12	1/10/12 12:26	KSH
Zinc	ND	50	µg/L	5		SW-846 6020A	1/9/12	1/10/12 12:26	KSH

con-test® ANALYTICAL LABORATORY

39 Spruce Street * East Longmeadow, MA 01028 * FAX 413/525-6405 * TEL. 413/525-2332

Project Location: 25 Skinner Street | Sample Description: | Work Order: 12A0156

Date Received: 1/6/2012

Field Sample #: Trip Blank | Sampled: 1/5/2012 00:00

Sample ID: 12A0156-08

Sample Matrix: Trip Blank Water

Volatile Organic Compounds by GC/MS

Analyte	Results	RL	Units	Dilution	Flag	Method	Date Prepared	Date/Time Analyzed	Analyst
Acetone	ND	5.0	µg/L	1		SW-846 8260C	1/10/12	1/10/12 18:53	LBD
Acrylonitrile	ND	2.0	µg/L	1		SW-846 8260C	1/10/12	1/10/12 18:53	LBD
Benzene	ND	0.50	µg/L	1		SW-846 8260C	1/10/12	1/10/12 18:53	LBD
Bromobenzene	ND	0.50	µg/L	1		SW-846 8260C	1/10/12	1/10/12 18:53	LBD
Bromodichloromethane	ND	0.50	µg/L	1		SW-846 8260C	1/10/12	1/10/12 18:53	LBD
Bromoform	ND	0.50	µg/L	1	V-05	SW-846 8260C	1/10/12	1/10/12 18:53	LBD
Bromomethane	ND	0.50	µg/L	1		SW-846 8260C	1/10/12	1/10/12 18:53	LBD
2-Butanone (MEK)	ND	5.0	µg/L	1		SW-846 8260C	1/10/12	1/10/12 18:53	LBD
n-Butylbenzene	ND	1.0	µg/L	1		SW-846 8260C	1/10/12	1/10/12 18:53	LBD
sec-Butylbenzene	ND	1.0	µg/L	1		SW-846 8260C	1/10/12	1/10/12 18:53	LBD
tert-Butylbenzene	ND	1.0	µg/L	1		SW-846 8260C	1/10/12	1/10/12 18:53	LBD
Carbon Disulfide	ND	5.0	µg/L	1		SW-846 8260C	1/10/12	1/10/12 18:53	LBD
Carbon Tetrachloride	ND	0.50	µg/L	1		SW-846 8260C	1/10/12	1/10/12 18:53	LBD
Chlorobenzene	ND	0.50	µg/L	1		SW-846 8260C	1/10/12	1/10/12 18:53	LBD
Chlorodibromomethane	ND	0.50	µg/L	1		SW-846 8260C	1/10/12	1/10/12 18:53	LBD
Chloroethane	ND	0.50	µg/L	1		SW-846 8260C	1/10/12	1/10/12 18:53	LBD
Chloroform	ND	0.50	µg/L	1		SW-846 8260C	1/10/12	1/10/12 18:53	LBD
Chloromethane	ND	0.50	µg/L	1		SW-846 8260C	1/10/12	1/10/12 18:53	LBD
2-Chlorotoluene	ND	0.50	µg/L	1		SW-846 8260C	1/10/12	1/10/12 18:53	LBD
4-Chlorotoluene	ND	0.50	µg/L	1		SW-846 8260C	1/10/12	1/10/12 18:53	LBD
1,2-Dibromo-3-chloropropane (DBCP)	ND	1.0	µg/L	1	L-03, V-05	SW-846 8260C	1/10/12	1/10/12 18:53	LBD
1,2-Dibromoethane (EDB)	ND	0.50	µg/L	1		SW-846 8260C	1/10/12	1/10/12 18:53	LBD
Dibromomethane	ND	0.50	µg/L	1		SW-846 8260C	1/10/12	1/10/12 18:53	LBD
1,2-Dichlorobenzene	ND	0.50	µg/L	1		SW-846 8260C	1/10/12	1/10/12 18:53	LBD
1,3-Dichlorobenzene	ND	0.50	µg/L	1		SW-846 8260C	1/10/12	1/10/12 18:53	LBD
1,4-Dichlorobenzene	ND	0.50	µg/L	1		SW-846 8260C	1/10/12	1/10/12 18:53	LBD
trans-1,4-Dichloro-2-butene	ND	2.0	µg/L	1		SW-846 8260C	1/10/12	1/10/12 18:53	LBD
Dichlorodifluoromethane (Freon 12)	ND	0.50	µg/L	1		SW-846 8260C	1/10/12	1/10/12 18:53	LBD
1,1-Dichloroethane	ND	0.50	µg/L	1		SW-846 8260C	1/10/12	1/10/12 18:53	LBD
1,2-Dichloroethane	ND	0.50	µg/L	1		SW-846 8260C	1/10/12	1/10/12 18:53	LBD
1,1-Dichloroethylene	ND	0.50	µg/L	1		SW-846 8260C	1/10/12	1/10/12 18:53	LBD
cis-1,2-Dichloroethylene	ND	0.50	µg/L	1		SW-846 8260C	1/10/12	1/10/12 18:53	LBD
trans-1,2-Dichloroethylene	ND	1.0	µg/L	1		SW-846 8260C	1/10/12	1/10/12 18:53	LBD
1,2-Dichloropropane	ND	0.50	µg/L	1		SW-846 8260C	1/10/12	1/10/12 18:53	LBD
1,3-Dichloropropane	ND	0.50	µg/L	1		SW-846 8260C	1/10/12	1/10/12 18:53	LBD
2,2-Dichloropropane	ND	0.50	µg/L	1		SW-846 8260C	1/10/12	1/10/12 18:53	LBD
1,1-Dichloropropene	ND	0.50	µg/L	1		SW-846 8260C	1/10/12	1/10/12 18:53	LBD
cis-1,3-Dichloropropene	ND	0.50	µg/L	1		SW-846 8260C	1/10/12	1/10/12 18:53	LBD
trans-1,3-Dichloropropene	ND	0.50	µg/L	1	L-03, V-05	SW-846 8260C	1/10/12	1/10/12 18:53	LBD
Ethylbenzene	ND	0.50	µg/L	1		SW-846 8260C	1/10/12	1/10/12 18:53	LBD
Hexachlorobutadiene	ND	0.40	µg/L	1		SW-846 8260C	1/10/12	1/10/12 18:53	LBD
2-Hexanone (MBK)	ND	5.0	µg/L	1		SW-846 8260C	1/10/12	1/10/12 18:53	LBD
Isopropylbenzene (Cumene)	ND	0.50	µg/L	1		SW-846 8260C	1/10/12	1/10/12 18:53	LBD

con-test® ANALYTICAL LABORATORY

39 Spruce Street * East Longmeadow, MA 01028 * FAX 413/525-6405 * TEL. 413/525-2332

Project Location: 25 Skinner Street | Sample Description: | Work Order: 12A0156

Date Received: 1/6/2012

Field Sample #: Trip Blank | Sampled: 1/5/2012 00:00

Sample ID: 12A0156-08

Sample Matrix: Trip Blank Water

Volatile Organic Compounds by GC/MS

Analyte	Results	RL	Units	Dilution	Flag	Method	Date Prepared	Date/Time Analyzed	Analyst
p-Isopropyltoluene (p-Cymene)	ND	0.50	µg/L	1		SW-846 8260C	1/10/12	1/10/12 18:53	LBD
Methyl tert-Butyl Ether (MTBE)	ND	0.50	µg/L	1		SW-846 8260C	1/10/12	1/10/12 18:53	LBD
Methylene Chloride	ND	5.0	µg/L	1		SW-846 8260C	1/10/12	1/10/12 18:53	LBD
4-Methyl-2-pentanone (MIBK)	ND	5.0	µg/L	1		SW-846 8260C	1/10/12	1/10/12 18:53	LBD
Naphthalene	ND	2.0	µg/L	1		SW-846 8260C	1/10/12	1/10/12 18:53	LBD
n-Propylbenzene	ND	1.0	µg/L	1		SW-846 8260C	1/10/12	1/10/12 18:53	LBD
Styrene	ND	1.0	µg/L	1		SW-846 8260C	1/10/12	1/10/12 18:53	LBD
1,1,1,2-Tetrachloroethane	ND	1.0	µg/L	1		SW-846 8260C	1/10/12	1/10/12 18:53	LBD
1,1,2,2-Tetrachloroethane	ND	0.50	µg/L	1		SW-846 8260C	1/10/12	1/10/12 18:53	LBD
Tetrachloroethylene	ND	1.0	µg/L	1		SW-846 8260C	1/10/12	1/10/12 18:53	LBD
Tetrahydrofuran	ND	10	µg/L	1		SW-846 8260C	1/10/12	1/10/12 18:53	LBD
Toluene	ND	1.0	µg/L	1		SW-846 8260C	1/10/12	1/10/12 18:53	LBD
1,2,3-Trichlorobenzene	ND	0.50	µg/L	1		SW-846 8260C	1/10/12	1/10/12 18:53	LBD
1,2,4-Trichlorobenzene	ND	0.50	µg/L	1		SW-846 8260C	1/10/12	1/10/12 18:53	LBD
1,1,1-Trichloroethane	ND	0.50	µg/L	1		SW-846 8260C	1/10/12	1/10/12 18:53	LBD
1,1,2-Trichloroethane	ND	0.50	µg/L	1		SW-846 8260C	1/10/12	1/10/12 18:53	LBD
Trichloroethylene	ND	1.0	µg/L	1		SW-846 8260C	1/10/12	1/10/12 18:53	LBD
Trichlorofluoromethane (Freon 11)	ND	2.0	µg/L	1		SW-846 8260C	1/10/12	1/10/12 18:53	LBD
1,2,3-Trichloropropane	ND	0.50	µg/L	1		SW-846 8260C	1/10/12	1/10/12 18:53	LBD
1,1,2-Trichloro-1,2,2-trifluoroethane (Freon 113)	ND	0.50	µg/L	1		SW-846 8260C	1/10/12	1/10/12 18:53	LBD
1,2,4-Trimethylbenzene	ND	0.50	µg/L	1		SW-846 8260C	1/10/12	1/10/12 18:53	LBD
1,3,5-Trimethylbenzene	ND	0.50	µg/L	1		SW-846 8260C	1/10/12	1/10/12 18:53	LBD
Vinyl Chloride	ND	1.0	µg/L	1		SW-846 8260C	1/10/12	1/10/12 18:53	LBD
m+p Xylene	ND	2.0	µg/L	1		SW-846 8260C	1/10/12	1/10/12 18:53	LBD
o-Xylene	ND	1.0	µg/L	1		SW-846 8260C	1/10/12	1/10/12 18:53	LBD

Surrogates	% Recovery	Recovery Limits	Flag	
1,2-Dichloroethane-d4	85.8	70-130		1/10/12 18:53
Toluene-d8	99.7	70-130		1/10/12 18:53
4-Bromofluorobenzene	97.9	70-130		1/10/12 18:53

con-test® ANALYTICAL LABORATORY

39 Spruce Street * East Longmeadow, MA 01028 * FAX 413/525-6405 * TEL. 413/525-2332

Sample Extraction Data

Prep Method: SW-846 3510C-CTDEP ETPH

Lab Number [Field ID]	Batch	Initial [mL]	Final [mL]	Date
12A0156-01 [MW-2]	B044210	1000	1.00	01/11/12
12A0156-02 [MW-2 DUP]	B044210	1000	1.00	01/11/12
12A0156-03 [MW-1]	B044210	1000	1.00	01/11/12
12A0156-04 [MW-3]	B044210	1000	1.00	01/11/12
12A0156-05 [MW-7]	B044210	1000	1.00	01/11/12
12A0156-06 [MW-5]	B044210	1000	1.00	01/11/12
12A0156-07 [MW-6]	B044210	1000	1.00	01/11/12

Prep Method: SW-846 3005A-SW-846 6020A

Lab Number [Field ID]	Batch	Initial [mL]	Final [mL]	Date
12A0156-01 [MW-2]	B044077	50.0	50.0	01/09/12
12A0156-02 [MW-2 DUP]	B044077	50.0	50.0	01/09/12
12A0156-03 [MW-1]	B044077	50.0	50.0	01/09/12
12A0156-04 [MW-3]	B044077	50.0	50.0	01/09/12
12A0156-05 [MW-7]	B044077	50.0	50.0	01/09/12
12A0156-06 [MW-5]	B044077	50.0	50.0	01/09/12
12A0156-07 [MW-6]	B044077	50.0	50.0	01/09/12

Prep Method: SW-846 7470A Prep-SW-846 7470A

Lab Number [Field ID]	Batch	Initial [mL]	Final [mL]	Date
12A0156-01 [MW-2]	B044060	6.00	6.00	01/09/12
12A0156-02 [MW-2 DUP]	B044060	6.00	6.00	01/09/12
12A0156-03 [MW-1]	B044060	6.00	6.00	01/09/12
12A0156-04 [MW-3]	B044060	6.00	6.00	01/09/12
12A0156-05 [MW-7]	B044060	6.00	6.00	01/09/12
12A0156-06 [MW-5]	B044060	6.00	6.00	01/09/12
12A0156-07 [MW-6]	B044060	6.00	6.00	01/09/12

Prep Method: SW-846 5030B-SW-846 8260C

Lab Number [Field ID]	Batch	Initial [mL]	Final [mL]	Date
12A0156-01 [MW-2]	B044117	5	5.00	01/10/12
12A0156-02 [MW-2 DUP]	B044117	5	5.00	01/10/12
12A0156-03 [MW-1]	B044117	5	5.00	01/10/12
12A0156-04 [MW-3]	B044117	5	5.00	01/10/12
12A0156-05 [MW-7]	B044117	5	5.00	01/10/12
12A0156-06 [MW-5]	B044117	5	5.00	01/10/12
12A0156-07 [MW-6]	B044117	5	5.00	01/10/12
12A0156-08 [Trip Blank]	B044117	5	5.00	01/10/12

Prep Method: SW-846 3510C-SW-846 8270D

Lab Number [Field ID]	Batch	Initial [mL]	Final [mL]	Date
12A0156-01 [MW-2]	B044097	1000	1.00	01/10/12
12A0156-02 [MW-2 DUP]	B044097	1000	1.00	01/10/12
12A0156-03 [MW-1]	B044097	1000	1.00	01/10/12
12A0156-04 [MW-3]	B044097	1000	1.00	01/10/12
12A0156-05 [MW-7]	B044097	1000	1.00	01/10/12

39 Spruce Street * East Longmeadow, MA 01028 * FAX 413/525-6405 * TEL. 413/525-2332

Sample Extraction Data

Prep Method: SW-846 3510C-SW-846 8270D

Lab Number [Field ID]	Batch	Initial [mL]	Final [mL]	Date
12A0156-06 [MW-5]	B044097	1000	1.00	01/10/12
12A0156-07 [MW-6]	B044097	1000	1.00	01/10/12

con-test® ANALYTICAL LABORATORY

39 Spruce Street * East Longmeadow, MA 01028 * FAX 413/525-6405 * TEL. 413/525-2332

QUALITY CONTROL

Volatile Organic Compounds by GC/MS - Quality Control

Analyte	Result	Reporting Limit	Units	Spike Level	Source Result	%REC	%REC Limits	RPD	RPD Limit	Notes
Batch B044117 - SW-846 5030B										
Blank (B044117-BLK1)				Prepared & Analyzed: 01/10/12						
Acetone	ND	5.0	µg/L							
Acrylonitrile	ND	2.0	µg/L							
Benzene	ND	0.50	µg/L							
Bromobenzene	ND	0.50	µg/L							
Bromodichloromethane	ND	0.50	µg/L							
Bromoform	ND	0.50	µg/L							V-05
Bromomethane	ND	0.50	µg/L							
2-Butanone (MEK)	ND	5.0	µg/L							
n-Butylbenzene	ND	1.0	µg/L							
sec-Butylbenzene	ND	1.0	µg/L							
tert-Butylbenzene	ND	1.0	µg/L							
Carbon Disulfide	ND	5.0	µg/L							
Carbon Tetrachloride	ND	0.50	µg/L							
Chlorobenzene	ND	0.50	µg/L							
Chlorodibromomethane	ND	0.50	µg/L							
Chloroethane	ND	0.50	µg/L							
Chloroform	ND	0.50	µg/L							
Chloromethane	ND	0.50	µg/L							
2-Chlorotoluene	ND	0.50	µg/L							
4-Chlorotoluene	ND	0.50	µg/L							
1,2-Dibromo-3-chloropropane (DBCP)	ND	1.0	µg/L							L-03, V-05
1,2-Dibromoethane (EDB)	ND	0.50	µg/L							
Dibromomethane	ND	0.50	µg/L							
1,2-Dichlorobenzene	ND	0.50	µg/L							
1,3-Dichlorobenzene	ND	0.50	µg/L							
1,4-Dichlorobenzene	ND	0.50	µg/L							
trans-1,4-Dichloro-2-butene	ND	2.0	µg/L							
Dichlorodifluoromethane (Freon 12)	ND	0.50	µg/L							
1,1-Dichloroethane	ND	0.50	µg/L							
1,2-Dichloroethane	ND	0.50	µg/L							
1,1-Dichloroethylene	ND	0.50	µg/L							
cis-1,2-Dichloroethylene	ND	0.50	µg/L							
trans-1,2-Dichloroethylene	ND	1.0	µg/L							
1,2-Dichloropropane	ND	0.50	µg/L							
1,3-Dichloropropane	ND	0.50	µg/L							
2,2-Dichloropropane	ND	0.50	µg/L							
1,1-Dichloropropene	ND	0.50	µg/L							
cis-1,3-Dichloropropene	ND	0.50	µg/L							
trans-1,3-Dichloropropene	ND	0.50	µg/L							L-03, V-05
Ethylbenzene	ND	0.50	µg/L							
Hexachlorobutadiene	ND	0.40	µg/L							
2-Hexanone (MBK)	ND	5.0	µg/L							
Isopropylbenzene (Cumene)	ND	0.50	µg/L							
p-Isopropyltoluene (p-Cymene)	ND	0.50	µg/L							
Methyl tert-Butyl Ether (MTBE)	ND	0.50	µg/L							
Methylene Chloride	ND	5.0	µg/L							
4-Methyl-2-pentanone (MIBK)	ND	5.0	µg/L							
Naphthalene	ND	2.0	µg/L							
n-Propylbenzene	ND	1.0	µg/L							
Styrene	ND	1.0	µg/L							
1,1,1,2-Tetrachloroethane	ND	1.0	µg/L							
1,1,2,2-Tetrachloroethane	ND	0.50	µg/L							

con-test® ANALYTICAL LABORATORY

39 Spruce Street * East Longmeadow, MA 01028 * FAX 413/525-6405 * TEL. 413/525-2332

QUALITY CONTROL

Volatile Organic Compounds by GC/MS - Quality Control

Analyte	Result	Reporting Limit	Units	Spike Level	Source Result	%REC		%REC Limits	RPD	RPD Limit	Notes
Batch B044117 - SW-846 5030B											
Blank (B044117-BLK1)				Prepared & Analyzed: 01/10/12							
Tetrachloroethylene	ND	1.0	µg/L								
Tetrahydrofuran	ND	10	µg/L								
Toluene	ND	1.0	µg/L								
1,2,3-Trichlorobenzene	ND	0.50	µg/L								
1,2,4-Trichlorobenzene	ND	0.50	µg/L								
1,1,1-Trichloroethane	ND	0.50	µg/L								
1,1,2-Trichloroethane	ND	0.50	µg/L								
Trichloroethylene	ND	1.0	µg/L								
Trichlorofluoromethane (Freon 11)	ND	2.0	µg/L								
1,2,3-Trichloropropane	ND	0.50	µg/L								
1,1,2-Trichloro-1,2,2-trifluoroethane (Freon 113)	ND	0.50	µg/L								
1,2,4-Trimethylbenzene	ND	0.50	µg/L								
1,3,5-Trimethylbenzene	ND	0.50	µg/L								
Vinyl Chloride	ND	1.0	µg/L								
m+p Xylene	ND	2.0	µg/L								
o-Xylene	ND	1.0	µg/L								
Surrogate: 1,2-Dichloroethane-d4	*21.3*		µg/L	25.0		85.2		70-130			
Surrogate: Toluene-d8	*25.5*		µg/L	25.0		102		70-130			
Surrogate: 4-Bromofluorobenzene	*24.8*		µg/L	25.0		99.0		70-130			
LCS (B044117-BS1)				Prepared & Analyzed: 01/10/12							
Acetone	110	5.0	µg/L	100		110		70-130			V-20
Acrylonitrile	10.3	2.0	µg/L	10.0		103		70-130			
Benzene	8.41	0.50	µg/L	10.0		84.1		70-130			
Bromobenzene	9.90	0.50	µg/L	10.0		99.0		70-130			
Bromodichloromethane	9.16	0.50	µg/L	10.0		91.6		70-130			
Bromoform	7.28	0.50	µg/L	10.0		72.8		70-130			V-05
Bromomethane	9.88	0.50	µg/L	10.0		98.8		70-130			
2-Butanone (MEK)	114	5.0	µg/L	100		114		70-130			
n-Butylbenzene	9.29	1.0	µg/L	10.0		92.9		70-130			
sec-Butylbenzene	9.25	1.0	µg/L	10.0		92.5		70-130			
tert-Butylbenzene	9.45	1.0	µg/L	10.0		94.5		70-130			
Carbon Disulfide	105	5.0	µg/L	100		105		70-130			
Carbon Tetrachloride	7.84	0.50	µg/L	10.0		78.4		70-130			
Chlorobenzene	10.6	0.50	µg/L	10.0		106		70-130			
Chlorodibromomethane	11.2	0.50	µg/L	10.0		112		70-130			
Chloroethane	10.0	0.50	µg/L	10.0		100		70-130			
Chloroform	8.55	0.50	µg/L	10.0		85.5		70-130			
Chloromethane	7.29	0.50	µg/L	10.0		72.9		70-130			
2-Chlorotoluene	10.5	0.50	µg/L	10.0		105		70-130			
4-Chlorotoluene	10.6	0.50	µg/L	10.0		106		70-130			
1,2-Dibromo-3-chloropropane (DBCP)	5.08	0.50	µg/L	10.0		**50.8**	*	70-130			L-03, V-05
1,2-Dibromoethane (EDB)	10.4	0.50	µg/L	10.0		104		70-130			
Dibromomethane	10.1	0.50	µg/L	10.0		101		70-130			
1,2-Dichlorobenzene	10.1	0.50	µg/L	10.0		101		70-130			
1,3-Dichlorobenzene	10.2	0.50	µg/L	10.0		102		70-130			
1,4-Dichlorobenzene	10.3	0.50	µg/L	10.0		103		70-130			
trans-1,4-Dichloro-2-butene	9.16	2.0	µg/L	10.0		91.6		70-130			
Dichlorodifluoromethane (Freon 12)	7.91	0.50	µg/L	10.0		79.1		70-130			
1,1-Dichloroethane	10.1	0.50	µg/L	10.0		101		70-130			
1,2-Dichloroethane	9.96	0.50	µg/L	10.0		99.6		70-130			
1,1-Dichloroethylene	10.3	0.50	µg/L	10.0		103		70-130			

con-test® ANALYTICAL LABORATORY

39 Spruce Street * East Longmeadow, MA 01028 * FAX 413/525-6405 * TEL. 413/525-2332

QUALITY CONTROL

Volatile Organic Compounds by GC/MS - Quality Control

Analyte	Result	Reporting Limit	Units	Spike Level	Source Result	%REC		%REC Limits	RPD	RPD Limit	Notes
Batch B044117 - SW-846 5030B											
LCS (B044117-BS1)				Prepared & Analyzed: 01/10/12							
cis-1,2-Dichloroethylene	10.2	0.50	µg/L	10.0		102		70-130			
trans-1,2-Dichloroethylene	10.4	1.0	µg/L	10.0		104		70-130			
1,2-Dichloropropane	9.70	0.50	µg/L	10.0		97.0		70-130			
1,3-Dichloropropane	10.3	0.50	µg/L	10.0		103		70-130			
2,2-Dichloropropane	8.25	0.50	µg/L	10.0		82.5		70-130			
1,1-Dichloropropene	8.66	0.50	µg/L	10.0		86.6		70-130			
cis-1,3-Dichloropropene	9.35	0.50	µg/L	10.0		93.5		70-130			
trans-1,3-Dichloropropene	6.26	0.50	µg/L	10.0		**62.6**	*	70-130			L-03, V-05
Ethylbenzene	10.6	0.50	µg/L	10.0		106		70-130			
Hexachlorobutadiene	10.7	0.40	µg/L	10.0		107		70-130			
2-Hexanone (MBK)	117	5.0	µg/L	100		117		70-130			
Isopropylbenzene (Cumene)	10.4	0.50	µg/L	10.0		104		70-130			
p-Isopropyltoluene (p-Cymene)	9.64	0.50	µg/L	10.0		96.4		70-130			
Methyl tert-Butyl Ether (MTBE)	9.65	0.50	µg/L	10.0		96.5		70-130			
Methylene Chloride	7.06	5.0	µg/L	10.0		70.6		70-130			
4-Methyl-2-pentanone (MIBK)	118	5.0	µg/L	100		118		70-130			
Naphthalene	9.33	2.0	µg/L	10.0		93.3		70-130			
n-Propylbenzene	10.5	1.0	µg/L	10.0		105		70-130			
Styrene	10.8	1.0	µg/L	10.0		108		70-130			
1,1,1,2-Tetrachloroethane	10.0	0.50	µg/L	10.0		100		70-130			
1,1,2,2-Tetrachloroethane	10.5	0.50	µg/L	10.0		105		70-130			
Tetrachloroethylene	12.1	1.0	µg/L	10.0		121		70-130			
Tetrahydrofuran	9.45	10	µg/L	10.0		94.5		70-130			
Toluene	10.1	1.0	µg/L	10.0		101		70-130			
1,2,3-Trichlorobenzene	9.58	0.50	µg/L	10.0		95.8		70-130			
1,2,4-Trichlorobenzene	9.96	0.50	µg/L	10.0		99.6		70-130			
1,1,1-Trichloroethane	7.87	0.50	µg/L	10.0		78.7		70-130			
1,1,2-Trichloroethane	10.4	0.50	µg/L	10.0		104		70-130			
Trichloroethylene	9.56	1.0	µg/L	10.0		95.6		70-130			
Trichlorofluoromethane (Freon 11)	10.2	2.0	µg/L	10.0		102		70-130			
1,2,3-Trichloropropane	10.9	0.50	µg/L	10.0		109		70-130			
1,1,2-Trichloro-1,2,2-trifluoroethane (Freon 113)	11.1	0.50	µg/L	10.0		111		70-130			
1,2,4-Trimethylbenzene	9.42	0.50	µg/L	10.0		94.2		70-130			
1,3,5-Trimethylbenzene	10.8	0.50	µg/L	10.0		108		70-130			
Vinyl Chloride	9.45	1.0	µg/L	10.0		94.5		70-130			
m+p Xylene	21.2	2.0	µg/L	20.0		106		70-130			
o-Xylene	10.6	1.0	µg/L	10.0		106		70-130			
Surrogate: 1,2-Dichloroethane-d4	*21.5*		µg/L	25.0		86.1		70-130			
Surrogate: Toluene-d8	*25.8*		µg/L	25.0		103		70-130			
Surrogate: 4-Bromofluorobenzene	*25.4*		µg/L	25.0		102		70-130			

con-test® ANALYTICAL LABORATORY

39 Spruce Street * East Longmeadow, MA 01028 * FAX 413/525-6405 * TEL. 413/525-2332

QUALITY CONTROL

Semivolatile Organic Compounds by GC/MS - Quality Control

Analyte	Result	Reporting Limit	Units	Spike Level	Source Result	%REC	%REC Limits	RPD	RPD Limit	Notes
Batch B044097 - SW-846 3510C										
Blank (B044097-BLK1)				Prepared: 01/10/12 Analyzed: 01/11/12						
Acenaphthene	ND	0.30	µg/L							
Acenaphthylene	ND	0.30	µg/L							
Anthracene	ND	0.20	µg/L							
Benzo(a)anthracene	ND	0.050	µg/L							
Benzo(a)pyrene	ND	0.10	µg/L							
Benzo(b)fluoranthene	ND	0.050	µg/L							
Benzo(g,h,i)perylene	ND	0.50	µg/L							R-05
Benzo(k)fluoranthene	ND	0.20	µg/L							
Chrysene	ND	0.20	µg/L							
Dibenz(a,h)anthracene	ND	0.20	µg/L							
Fluoranthene	ND	0.50	µg/L							R-05
Fluorene	ND	1.0	µg/L							
Indeno(1,2,3-cd)pyrene	ND	0.20	µg/L							V-05
2-Methylnaphthalene	ND	1.0	µg/L							
Naphthalene	ND	1.0	µg/L							
Phenanthrene	ND	0.050	µg/L							
Pyrene	ND	1.0	µg/L							
Surrogate: Nitrobenzene-d5	*75.1*		µg/L	100		75.1	30-130			
Surrogate: 2-Fluorobiphenyl	*47.7*		µg/L	100		47.7	30-130			
Surrogate: Terphenyl-d14	*68.2*		µg/L	100		68.2	30-130			
LCS (B044097-BS1)				Prepared: 01/10/12 Analyzed: 01/11/12						
Acenaphthene	35.9	0.30	µg/L	50.0		71.9	40-140			
Acenaphthylene	34.2	0.30	µg/L	50.0		68.3	40-140			
Anthracene	38.8	0.20	µg/L	50.0		77.5	40-140			
Benzo(a)anthracene	36.3	0.050	µg/L	50.0		72.6	40-140			
Benzo(a)pyrene	36.8	0.10	µg/L	50.0		73.6	40-140			
Benzo(b)fluoranthene	36.3	0.050	µg/L	50.0		72.6	40-140			
Benzo(g,h,i)perylene	30.1	0.50	µg/L	50.0		60.2	40-140			R-05
Benzo(k)fluoranthene	39.8	0.20	µg/L	50.0		79.5	40-140			
Chrysene	34.0	0.20	µg/L	50.0		68.1	40-140			
Dibenz(a,h)anthracene	29.1	0.20	µg/L	50.0		58.2	40-140			
Fluoranthene	40.2	0.50	µg/L	50.0		80.4	40-140			R-05
Fluorene	37.2	1.0	µg/L	50.0		74.4	40-140			
Indeno(1,2,3-cd)pyrene	28.9	0.20	µg/L	50.0		57.9	40-140			
2-Methylnaphthalene	34.3	1.0	µg/L	50.0		68.6	40-140			
Naphthalene	33.6	1.0	µg/L	50.0		67.2	40-140			
Phenanthrene	38.9	0.050	µg/L	50.0		77.7	40-140			
Pyrene	37.8	1.0	µg/L	50.0		75.6	40-140			
Surrogate: Nitrobenzene-d5	*78.4*		µg/L	100		78.4	30-130			
Surrogate: 2-Fluorobiphenyl	*61.3*		µg/L	100		61.3	30-130			
Surrogate: Terphenyl-d14	*73.2*		µg/L	100		73.2	30-130			

con-test® ANALYTICAL LABORATORY

39 Spruce Street * East Longmeadow, MA 01028 * FAX 413/525-6405 * TEL. 413/525-2332

QUALITY CONTROL

Semivolatile Organic Compounds by GC/MS - Quality Control

Analyte	Result	Reporting Limit	Units	Spike Level	Source Result	%REC	%REC Limits	RPD		RPD Limit	Notes	
Batch B044097 - SW-846 3510C												
LCS Dup (B044097-BSD1)				Prepared: 01/10/12 Analyzed: 01/11/12								
Acenaphthene	35.5	0.30	µg/L	50.0		71.0	40-140	1.18		20		
Acenaphthylene	34.0	0.30	µg/L	50.0		68.0	40-140	0.440		20		
Anthracene	38.1	0.20	µg/L	50.0		76.3	40-140	1.59		20		
Benzo(a)anthracene	35.8	0.050	µg/L	50.0		71.6	40-140	1.50		50		
Benzo(a)pyrene	37.1	0.10	µg/L	50.0		74.1	40-140	0.704		20		
Benzo(b)fluoranthene	36.4	0.050	µg/L	50.0		72.8	40-140	0.165		20		
Benzo(g,h,i)perylene	24.5	0.50	µg/L	50.0		49.1	40-140	**20.4**	*	20	R-05	
Benzo(k)fluoranthene	41.6	0.20	µg/L	50.0		83.3	40-140	4.59		20		
Chrysene	34.8	0.20	µg/L	50.0		69.7	40-140	2.35		20		
Dibenz(a,h)anthracene	25.1	0.20	µg/L	50.0		50.2	40-140	14.7		20		
Fluoranthene	31.4	0.50	µg/L	50.0		62.9	40-140	**24.5**	*	20	R-05	
Fluorene	37.0	1.0	µg/L	50.0		74.1	40-140	0.350		20		
Indeno(1,2,3-cd)pyrene	24.5	0.20	µg/L	50.0		49.0	40-140	16.6		50		‡
2-Methylnaphthalene	33.3	1.0	µg/L	50.0		66.7	40-140	2.93		20		
Naphthalene	32.3	1.0	µg/L	50.0		64.7	40-140	3.79		20		
Phenanthrene	38.1	0.050	µg/L	50.0		76.2	40-140	2.00		20		
Pyrene	44.6	1.0	µg/L	50.0		89.1	40-140	16.4		20		
Surrogate: Nitrobenzene-d5	*75.6*		µg/L	100		75.6	30-130					
Surrogate: 2-Fluorobiphenyl	*61.1*		µg/L	100		61.1	30-130					
Surrogate: Terphenyl-d14	*84.1*		µg/L	100		84.1	30-130					

39 Spruce Street * East Longmeadow, MA 01028 * FAX 413/525-6405 * TEL. 413/525-2332

QUALITY CONTROL

Petroleum Hydrocarbons Analyses - Quality Control

Analyte	Result	Reporting Limit	Units	Spike Level	Source Result	%REC	%REC Limits	RPD	RPD Limit	Notes
Batch B044210 - SW-846 3510C										
Blank (B044210-BLK1)				Prepared: 01/11/12 Analyzed: 01/12/12						
CT ETPH	ND	0.075	mg/L							
Surrogate: o-Terphenyl	*0.0844*		mg/L	0.100		84.4	50-150			
LCS (B044210-BS1)				Prepared: 01/11/12 Analyzed: 01/12/12						
CT ETPH	0.776	0.075	mg/L	1.00		77.6	60-120			
Surrogate: o-Terphenyl	*0.0954*		mg/L	0.100		95.4	50-150			
LCS Dup (B044210-BSD1)				Prepared: 01/11/12 Analyzed: 01/12/12						
CT ETPH	0.759	0.075	mg/L	1.00		75.9	60-120	2.29	30	
Surrogate: o-Terphenyl	*0.0928*		mg/L	0.100		92.8	50-150			

con-test® ANALYTICAL LABORATORY

39 Spruce Street * East Longmeadow, MA 01028 * FAX 413/525-6405 * TEL. 413/525-2332

QUALITY CONTROL

Metals Analyses (Total) - Quality Control

Analyte	Result	Reporting Limit	Units	Spike Level	Source Result	%REC	%REC Limits	RPD	RPD Limit	Notes
Batch B044060 - SW-846 7470A Prep										
Blank (B044060-BLK1)				Prepared: 01/09/12 Analyzed: 01/11/12						
Mercury	ND	0.00010	mg/L							
LCS (B044060-BS1)				Prepared: 01/09/12 Analyzed: 01/11/12						
Mercury	0.00188	0.00010	mg/L	0.00200		94.0	80-120			
LCS Dup (B044060-BSD1)				Prepared: 01/09/12 Analyzed: 01/11/12						
Mercury	0.00187	0.00010	mg/L	0.00200		93.4	80-120	0.622	20	
Batch B044077 - SW-846 3005A										
Blank (B044077-BLK1)				Prepared: 01/09/12 Analyzed: 01/10/12						
Antimony	ND	5.0	µg/L							
Arsenic	ND	2.0	µg/L							
Barium	ND	50	µg/L							
Beryllium	ND	2.0	µg/L							
Cadmium	ND	2.5	µg/L							
Chromium	ND	5.0	µg/L							
Copper	ND	25	µg/L							
Lead	ND	5.0	µg/L							
Nickel	ND	25	µg/L							
Selenium	ND	25	µg/L							
Silver	ND	2.5	µg/L							
Thallium	ND	1.0	µg/L							
Vanadium	ND	25	µg/L							
Zinc	ND	50	µg/L							
LCS (B044077-BS1)				Prepared: 01/09/12 Analyzed: 01/10/12						
Antimony	255	5.0	µg/L	250		102	80-120			
Arsenic	243	2.0	µg/L	250		97.3	80-120			
Barium	253	50	µg/L	250		101	80-120			
Beryllium	222	2.0	µg/L	250		88.7	80-120			
Cadmium	251	2.5	µg/L	250		100	80-120			
Chromium	264	5.0	µg/L	250		106	80-120			
Copper	255	25	µg/L	250		102	80-120			
Lead	255	5.0	µg/L	250		102	80-120			
Nickel	251	25	µg/L	250		100	80-120			
Selenium	240	25	µg/L	250		95.9	80-120			
Silver	256	2.5	µg/L	250		102	80-120			
Thallium	237	1.0	µg/L	250		94.9	80-120			
Vanadium	255	25	µg/L	250		102	80-120			
Zinc	246	50	µg/L	250		98.6	80-120			

con-test® ANALYTICAL LABORATORY

39 Spruce Street * East Longmeadow, MA 01028 * FAX 413/525-6405 * TEL. 413/525-2332

QUALITY CONTROL

Metals Analyses (Total) - Quality Control

Analyte	Result	Reporting Limit	Units	Spike Level	Source Result	%REC	%REC Limits	RPD	RPD Limit	Notes
Batch B044077 - SW-846 3005A										
LCS Dup (B044077-BSD1)				Prepared: 01/09/12 Analyzed: 01/10/12						
Antimony	241	5.0	µg/L	250		96.5	80-120	5.56	20	
Arsenic	239	2.0	µg/L	250		95.6	80-120	1.75	20	
Barium	242	50	µg/L	250		96.6	80-120	4.81	20	
Beryllium	233	2.0	µg/L	250		93.0	80-120	4.73	20	
Cadmium	241	2.5	µg/L	250		96.6	80-120	3.79	20	
Chromium	252	5.0	µg/L	250		101	80-120	4.89	20	
Copper	246	25	µg/L	250		98.5	80-120	3.43	20	
Lead	244	5.0	µg/L	250		97.6	80-120	4.59	20	
Nickel	247	25	µg/L	250		98.9	80-120	1.31	20	
Selenium	235	25	µg/L	250		94.0	80-120	1.96	20	
Silver	244	2.5	µg/L	250		97.4	80-120	4.97	20	
Thallium	230	1.0	µg/L	250		92.1	80-120	2.94	20	
Vanadium	240	25	µg/L	250		96.1	80-120	5.82	20	
Zinc	246	50	µg/L	250		98.3	80-120	0.289	20	
Duplicate (B044077-DUP1)	**Source: 12A0156-01**			Prepared: 01/09/12 Analyzed: 01/10/12						
Antimony	ND	5.0	µg/L		ND			NC	20	
Arsenic	7.17	2.0	µg/L		6.87			4.30	20	
Barium	77.6	50	µg/L		80.8			4.12	20	
Beryllium	ND	2.0	µg/L		ND			NC	20	
Cadmium	ND	2.5	µg/L		ND			NC	20	
Chromium	ND	5.0	µg/L		ND			NC	20	
Copper	ND	25	µg/L		ND			NC	20	
Lead	ND	5.0	µg/L		ND			NC	20	
Nickel	ND	25	µg/L		ND			NC	20	
Selenium	ND	25	µg/L		ND			NC	20	
Silver	ND	2.5	µg/L		ND			NC	20	
Thallium	ND	1.0	µg/L		ND			NC	20	
Vanadium	ND	25	µg/L		ND			NC	20	
Zinc	ND	50	µg/L		ND			NC	20	
Matrix Spike (B044077-MS1)	**Source: 12A0156-01**			Prepared: 01/09/12 Analyzed: 01/10/12						
Antimony	256	5.0	µg/L	250	ND	102	75-125			
Arsenic	249	2.0	µg/L	250	6.87	97.0	75-125			
Barium	331	50	µg/L	250	80.8	100	75-125			
Beryllium	221	2.0	µg/L	250	ND	88.3	75-125			
Cadmium	245	2.5	µg/L	250	ND	98.1	75-125			
Chromium	253	5.0	µg/L	250	2.38	100	75-125			
Copper	246	25	µg/L	250	2.97	97.4	75-125			
Lead	248	5.0	µg/L	250	ND	99.1	75-125			
Nickel	246	25	µg/L	250	4.42	96.6	75-125			
Selenium	231	25	µg/L	250	ND	92.2	75-125			
Silver	211	2.5	µg/L	250	ND	84.3	75-125			
Thallium	232	1.0	µg/L	250	ND	92.9	75-125			
Vanadium	248	25	µg/L	250	ND	99.1	75-125			
Zinc	249	50	µg/L	250	ND	99.5	75-125			

39 Spruce Street * East Longmeadow, MA 01028 * FAX 413/525-6405 * TEL. 413/525-2332

FLAG/QUALIFIER SUMMARY

*	QC result is outside of established limits.
†	Wide recovery limits established for difficult compound.
‡	Wide RPD limits established for difficult compound.
#	Data exceeded client recommended or regulatory level
	Percent recoveries and relative percent differences (RPDs) are determined by the software using values in the calculation which have not been rounded.
DL-05	Sample required a dilution due to high internal standard recovery of the lesser diluted digestion, reporting limit is elevated.
L-03	Laboratory fortified blank/laboratory control sample recovery is outside of control limits. Reported value for this compound is likely to be biased on the low side.
R-05	Laboratory fortified blank duplicate RPD is outside of control limits. Reduced precision is anticipated for any reported value for this compound.
V-05	Continuing calibration did not meet method specifications and was biased on the low side for this compound. Increased uncertainty is associated with the reported value which is likely to be biased on the low side.
V-20	Continuing calibration did not meet method specifications and was biased on the high side. Data validation is not affected since sample result was "not detected" for this compound.

con-test® ANALYTICAL LABORATORY

39 Spruce Street * East Longmeadow, MA 01028 * FAX 413/525-6405 * TEL. 413/525-2332

CERTIFICATIONS

Certified Analyses included in this Report

Analyte	Certifications
CTDEP ETPH in Water	
CT ETPH	CT
SW-846 6020A in Water	
Antimony	CT,NH,NY,RI,NC,ME
Arsenic	CT,NH,NY,RI,NC,ME
Barium	CT,NH,NY,RI,NC,ME
Beryllium	CT,NH,NY,RI,NC,ME
Cadmium	CT,NH,NY,RI,NC,ME
Chromium	CT,NH,NY,RI,NC,ME
Copper	CT,NH,NY,RI,NC,ME
Lead	CT,NH,NY,RI,NC,ME
Nickel	CT,NH,NY,RI,NC,ME
Selenium	CT,NH,NY,RI,NC,ME
Silver	CT,NH,NY,RI,NC,ME
Thallium	CT,NH,NY,RI,NC,ME
Vanadium	CT,NC,NH,NY,RI,ME
Zinc	CT,NH,NY,RI,NC,ME
SW-846 7470A in Water	
Mercury	CT,NH,NY,RI,NC,ME
SW-846 8260C in Water	
Acetone	CT,NH,NY,ME
Acrylonitrile	CT,NY,ME,RI
Benzene	CT,NH,NY,ME,RI
Bromodichloromethane	CT,NH,NY,ME,RI
Bromoform	CT,NH,NY,ME,RI
Bromomethane	CT,NH,NY,ME,RI
2-Butanone (MEK)	CT,NH,NY,ME
n-Butylbenzene	NY,ME
sec-Butylbenzene	NY,ME
tert-Butylbenzene	NY,ME
Carbon Disulfide	CT,NH,NY,ME
Carbon Tetrachloride	CT,NH,NY,ME,RI
Chlorobenzene	CT,NH,NY,ME,RI
Chlorodibromomethane	CT,NH,NY,ME,RI
Chloroethane	CT,NH,NY,ME,RI
Chloroform	CT,NH,NY,ME,RI
Chloromethane	CT,NH,NY,ME,RI
2-Chlorotoluene	NY,ME
4-Chlorotoluene	NY,ME
Dibromomethane	NH,NY,ME
1,2-Dichlorobenzene	CT,NY,ME,RI
1,3-Dichlorobenzene	CT,NH,NY,ME,RI
1,4-Dichlorobenzene	CT,NH,NY,ME,RI
trans-1,4-Dichloro-2-butene	NH,NY,ME
Dichlorodifluoromethane (Freon 12)	NH,NY,ME,RI
1,1-Dichloroethane	CT,NH,NY,ME,RI
1,2-Dichloroethane	CT,NH,NY,ME,RI

con-test® ANALYTICAL LABORATORY

39 Spruce Street * East Longmeadow, MA 01028 * FAX 413/525-6405 * TEL. 413/525-2332

CERTIFICATIONS

Certified Analyses included in this Report

Analyte	Certifications
SW-846 8260C in Water	
1,1-Dichloroethylene	CT,NH,NY,ME,RI
cis-1,2-Dichloroethylene	ME
trans-1,2-Dichloroethylene	CT,NH,NY,ME,RI
1,2-Dichloropropane	CT,NH,NY,ME,RI
1,3-Dichloropropane	NY,ME
2,2-Dichloropropane	NH,NY,ME
1,1-Dichloropropene	NH,NY,ME
cis-1,3-Dichloropropene	CT,NH,NY,ME,RI
trans-1,3-Dichloropropene	CT,NH,NY,ME,RI
Ethylbenzene	CT,NH,NY,ME,RI
Hexachlorobutadiene	CT,NH,NY,ME
2-Hexanone (MBK)	CT,NH,NY,ME
Isopropylbenzene (Cumene)	NY,ME
p-Isopropyltoluene (p-Cymene)	CT,NH,NY,ME
Methyl tert-Butyl Ether (MTBE)	CT,NH,NY,ME
Methylene Chloride	CT,NH,NY,ME,RI
4-Methyl-2-pentanone (MIBK)	CT,NH,NY,ME
Naphthalene	NH,NY,ME
n-Propylbenzene	CT,NH,NY,ME
Styrene	CT,NH,NY,ME
1,1,1,2-Tetrachloroethane	CT,NH,NY,ME
1,1,2,2-Tetrachloroethane	CT,NH,NY,ME,RI
Tetrachloroethylene	CT,NH,NY,ME,RI
Toluene	CT,NH,NY,ME,RI
1,2,3-Trichlorobenzene	NH,NY,ME
1,2,4-Trichlorobenzene	CT,NH,NY,ME
1,1,1-Trichloroethane	CT,NH,NY,ME,RI
1,1,2-Trichloroethane	CT,NH,NY,ME,RI
Trichloroethylene	CT,NH,NY,ME,RI
Trichlorofluoromethane (Freon 11)	CT,NH,NY,ME,RI
1,2,3-Trichloropropane	NH,NY,ME
1,1,2-Trichloro-1,2,2-trifluoroethane (Freon 113)	NY
1,2,4-Trimethylbenzene	NY,ME
1,3,5-Trimethylbenzene	NY,ME
Vinyl Chloride	CT,NH,NY,ME,RI
m+p Xylene	CT,NH,NY,ME,RI
o-Xylene	CT,NH,NY,ME,RI
SW-846 8270D in Water	
Acenaphthene	NY,CT,NH
Acenaphthylene	NY,CT,NH
Anthracene	NY,CT,NH
Benzo(a)anthracene	NY,CT,NH
Benzo(a)pyrene	NY,CT,NH
Benzo(b)fluoranthene	NY,CT,NH
Benzo(g,h,i)perylene	NY,CT,NH
Benzo(k)fluoranthene	NY,CT,NH

39 Spruce Street * East Longmeadow, MA 01028 * FAX 413/525-6405 * TEL. 413/525-2332

CERTIFICATIONS

Certified Analyses included in this Report

Analyte	Certifications
SW-846 8270D in Water	
Chrysene	NY,CT,NH
Dibenz(a,h)anthracene	NY,CT,NH
Fluoranthene	NY,CT,NH
Fluorene	NY,CT,NH
Indeno(1,2,3-cd)pyrene	NY,CT,NH
Naphthalene	NY,CT,NH
Phenanthrene	NY,CT,NH
Pyrene	NY,CT,NH

The CON-TEST Environmental Laboratory operates under the following certifications and accreditations:

Code	Description	Number	Expires
AIHA	AIHA-LAP, LLC	100033	01/1/2012
MA	Massachusetts DEP	M-MA100	06/30/2012
CT	Connecticut Department of Publilc Health	PH-0567	09/30/2013
NY	New York State Department of Health	10899 NELAP	04/1/2012
NH	New Hampshire Environmental Lab	2516 NELAP	02/5/2012
RI	Rhode Island Department of Health	LAO00112	12/30/2012
NC	North Carolina Div. of Water Quality	652	12/31/2012
NJ	New Jersey DEP	MA007 NELAP	06/30/2012
FL	Florida Department of Health	E871027 NELAP	06/30/2012
VT	Vermont Department of Health Lead Laboratory	LL015036	07/30/2012
WA	State of Washington Department of Ecology	C2065	02/23/2012
ME	State of Maine	2011028	06/9/2013

con-test® ANALYTICAL LABORATORY
Phone: 413-525-2332
Fax: 413-525-6405
Email: info@contestlabs.com
www.contestlabs.com

CHAIN OF CUSTODY RECORD

12A0156

39 SPRUCE ST, 2ND FLOOR
EAST LONGMEADOW, MA 01028

Page 1 of 1

Company Name: VHB
Address: 54 TUTTLE PLACE
MIDDLETOWN, CT
Attention: PHIL RYDEL
Project Location: 25 SKINNER STREET
Sampled By: PMR

Telephone: (860) 632-1500
Project # 41770
Client PO # 41770

DATA DELIVERY (check one):
☐ FAX ☒ EMAIL ☒ WEBSITE CLIENT
Fax # :
Email: PRYDEL@VHB.COM
Format: ☒ EXCEL ☒ PDF ☐ GIS KEY
☐ OTHER

Proposal Provided? (For Billing purposes)
☒ yes 10/27/11 proposal date

State Form Required?
☐ yes ☐ no

ANALYSIS REQUESTED

Field ID	Sample Description	Lab #	Date Sampled Start Date/Time	Stop Date/Time	Composite	Grab	*Matrix Code	Conc. Code	VOCs (2 HVA)	ETPH (1 IA)	*PAH SIM 8270 BN (1 IA)	CT RSR IS METALS (1 IN)							# of containers	~Cont.Code
	MW-2	01	1/5/12	9:30		X	GW	U	X	X	X	X							5	
	MW-2 DUP	02		9:45		X			X	X	X	X							5	
	MW-1	03		1:30		X			X	X	X	X							5	
	MW-3	04		2:30		X			X	X	X	X							5	
	MW-7	05		10:45		X			X	X	X	X							5	
	MW-5	06		11:30		X			X	X	X	X							5	
	MW-6	07		12:30		X			X	X	X	X							5	
	TRIP BLANK	08		—		—	—	—	X										2	

~Cont. Code:
A=amber glass
G=glass
P=plastic
ST=sterile
V= vial
S=summa can
T=tedlar bag
O=Other

Client Comments:
37

Laboratory Comments: * NEED LOW LEVEL DETECTION LIMITS TO MEET CT RSR GA GWPC.

Please use the following codes to let Con-Test know if a specific sample may be high in concentration in **Matrix/Conc.** Code Box:
H - High; **M** - Medium; **L** - Low; **C** - Clean; **U** - Unknown

Relinquished by: (signature)	Date/Time: 1/5/12 15:00	
Received by: (signature) Paul Raeuse	Date/Time: 1/6/12 11:30	
Relinquished by: (signature) Paul Raeuse	Date/Time: 1/6/12 1635	
Received by: (signature) 5.9	Date/Time: 1/6/12 1635	

Turnaround **
☒ 7-Day
☐ 10-Day
☐ Other
RUSH *
☐ *24-Hr ☐ *48-Hr
☐ *72-Hr ☐ *4-Day
* Require lab approval

Detection Limit Requirements
Regulations? CT RSRs GA AREA
Data Enhancement Project/RCP? ☒ Y ☐ N
Special Requirements or DL's:

***Matrix Code:**
GW= groundwater
WW= wastewater
DW= drinking water
A = air
S = soil/solid
SL = sludge
O = other

****Preservation Codes:**
I = Iced
H = HCL
M = Methanol
N = Nitric Acid
S = Sulfuric Acid
B = Sodium bisulfate
O = Other
X = Na hydroxide
T = Na thiosulfate

** TURNAROUND TIME STARTS AT 9:00 A.M. THE DAY AFTER SAMPLE RECEIPT UNLESS THERE ARE QUESTIONS ON YOUR CHAIN. IF THIS FORM IS NOT FILLED OUT COMPLETELY OR IS INCORRECT, TURNAROUND TIME WILL NOT START UNTIL ALL QUESTIONS ARE ANSWERED BY OUR CLIENT.

AIHA, NELAC & WBE/DBE Certified

39 Spruce St.
East Longmeadow, MA. 01028
P: 413-525-2332
F: 413-525-6405
www.contestlabs.com

con-test® ANALYTICAL LABORATORY

Sample Receipt Checklist



CLIENT NAME: VAB RECEIVED BY: SD DATE: 1/16/12

1) Was the chain(s) of custody relinquished and signed? Yes No No CoC Included

2) Does the chain agree with the samples? Yes No

If not, explain:

3) Are all the samples in good condition? Yes No

If not, explain:

4) How were the samples received:

On Ice ☑ Direct from Sampling ☐ Ambient ☐ In Cooler(s) ☑

Were the samples received in Temperature Compliance of (2-6°C)? Yes No N/A

Temperature °C by Temp blank _____ Temperature °C by Temp gun 5.9

5) Are there Dissolved samples for the lab to filter? Yes No

Who was notified _____ Date _____ Time _____

6) Are there any RUSH or SHORT HOLDING TIME samples? Yes No

Who was notified _____ Date _____ Time _____

7) Location where samples are stored: 19

Permission to subcontract samples? Yes No
(Walk-in clients only) if not already approved
Client Signature: _____

Containers received at Con-Test

	# of containers		# of containers
1 Liter Amber	14	8 oz amber/clear jar	
500 mL Amber		4 oz amber/clear jar	
250 mL Amber (8oz amber)		2 oz amber/clear jar	
1 Liter Plastic		Air Cassette	
500 mL Plastic		Hg/Hopcalite Tube	
250 mL plastic	7 ea.	Plastic Bag / Ziploc	
40 mL Vial - type listed below	14	PM 2.5 / PM 10	
Colisure / bacteria bottle		PUF Cartridge	
Dissolved Oxygen bottle		SOC Kit	
Encore		TO-17 Tubes	
Flashpoint bottle		Non-ConTest Container	
Perchlorate Kit		Other glass jar	
Other		Other	

Laboratory Comments:

40 mL vials: # HCl 14 # Methanol _____

Bisulfate _____ # DI Water _____

Thiosulfate _____ Unpreserved _____

Time and Date Frozen:

Do all samples have the proper Acid pH: Yes No N/A _____

Do all samples have the proper Base pH: Yes No N/A _____

Doc# 277

Rev. 1 May 2011

CT ETPH DISCRIMINATION CHECK

Date Acquired	1/12/12
Data File Name	A0112071.D
Sample Name	ETPH 1500
Instrument Name	5890DFID

Compound	Ret Time	Target Response	Average Response	*%D +/- 20
c - 9	1.28	325517	344585	-6
c - 10	1.63	330907	344585	-4
c - 12	2.36	338269	344585	-2
c - 14	3.02	347028	344585	1
c - 16	3.62	354397	344585	3
c - 18	4.23	359685	344585	4
o-Terphenyl	4.53	412648	344585	
c - 20	4.83	356712	344585	4
c - 22	5.34	348429	344585	1
c - 24	5.78	358577	344585	4
c - 26	6.17	356603	344585	3
c - 28	6.53	353586	344585	3
c - 30	6.87	348512	344585	1
c - 32	7.18	340340	344585	-1
c - 34	7.47	329790	344585	-4
c - 36	7.80	320422	344585	-7

* One compound allowed %D <= 50%

Samples

12A0156-01
12A0156-02
12A0156-03
12A0156-04
12A0156-05
12A0156-06
12A0156-07

REASONABLE CONFIDENCE PROTOCOL
LABORATORY ANALYSIS QA/QC CERTIFICATION FORM

Laboratory Name: Con-Test Analytical Laboratory

Client: Vanasse Hangen Brustlin, Inc. - CT

Project Location: 25 Skinner Street

Project Number: 12A0156

Laboratory Sample ID(s):

12A0156-01 thru 12A0156-08

Sample Date(s):

01/05/2012

List RCP Methods Used:

CTDEP ETPH, SW-846 6020A, SW-846 7470A, SW-846 8260C, SW-846 8270D

1	For each analytical method referenced in this laboratory report package, were all specified QA/QC performance criteria followed, including the requirement to explain any criteria falling outside of acceptable guidelines, as specified in the CTDEP method-specific Reasonable Confidence Protocol documents?	☑ Yes ☐ No
1A	Were the method specified preservation and holding time requirements met?	☑ Yes ☐ No
1B	VPH and EPH Methods only: Was the VPH and EPH method conducted without significant modifications (see Section 11.3 of respective RCP methods)?	☐ Yes ☐ No ☑ N/A
2	Were all samples received by the laboratory in a condition consistent with that described on the associated chain-of-custody document(s)?	☑ Yes ☐ No
3	Were samples received at an appropriate temperature (< 6 degrees C.)?	☑ Yes ☐ No ☐ N/A
4	Were all QA/QC performance criteria specified in the CTDEP Reasonable Confidence Protocol documents achieved?	☐ Yes ☑ No
5A	Were reporting limits specified or referenced on the chain-of-custody?	☑ Yes ☐ No
5B	Were these reporting limits met?	☐ Yes ☑ No
6	For each analytical method referenced in this laboratory report package, were results reported for all constituents identified in the method-specific analyte lists presented in the Reasonable Confidence Protocol documents?	☐ Yes ☑ No
7	Are project-specific matrix spikes and laboratory duplicates included in this data set?	☑ Yes ☐ No

Notes: For all questions to which the response was "No" (with the exception of question #7), additional information must be provided in an attached narrative. If the answer to question #1, #1A, or #1B is "No", the data package does not meet the requirements for "Reasonable Confidence."
This form may not be altered and all questions must be answered.

I, the undersigned, attest under the pains and penalties of perjury that, to the best of my knowledge and belief and based upon my personal inquiry of those responsible for providing the information contained in this analytical report, such information is accurate and complete.

Authorized Signature: **Position:** **Laboratory Director**

Printed Name: **Michael A. Erickson** **Date:** **01/13/12**

Name of Laboratory: **Con-Test Analytical Laboratory**

This certification form is to be used for RCP methods only.

con-test® ANALYTICAL LABORATORY
39 Spruce Street * East Longmeadow, MA 01028 * FAX 413/525-6405 * TEL. 413/525-2332

January 10, 2012

Phil Rydel
Vanasse Hangen Brustlin, Inc. - CT
54 Tuttle Place
Middletown, CT 06457

Project Location: 25 Skinner Street
Client Job Number:
Project Number: 41770
Laboratory Work Order Number: 12A0029

Enclosed are results of analyses for samples received by the laboratory on January 3, 2012. If you have any questions concerning this report, please feel free to contact me.

Sincerely,

Holly L. Folsom
Project Manager

39 Spruce Street * East Longmeadow, MA 01028 * FAX 413/525-6405 * TEL. 413/525-2332

Vanasse Hangen Brustlin, Inc. - CT
54 Tuttle Place
Middletown, CT 06457
ATTN: Phil Rydel

REPORT DATE: 1/10/2012

PURCHASE ORDER NUMBER: 41770

PROJECT NUMBER: 41770

ANALYTICAL SUMMARY

WORK ORDER NUMBER: 12A0029

The results of analyses performed on the following samples submitted to the CON-TEST Analytical Laboratory are found in this report.

PROJECT LOCATION: 25 Skinner Street

FIELD SAMPLE #	LAB ID:	MATRIX	SAMPLE DESCRIPTION	TEST	SUB LAB
B-130 4ft	12A0029-01	Soil		SW-846 1312	
				SW-846 6020A	
				SW-846 7470A	
B-127 2ft	12A0029-02	Soil		SW-846 1312	
				SW-846 6020A	
				SW-846 7470A	
B-109 2ft	12A0029-03	Soil		SW-846 1312	
				SW-846 6020A	
				SW-846 7470A	

39 Spruce Street * East Longmeadow, MA 01028 * FAX 413/525-6405 * TEL. 413/525-2332

CASE NARRATIVE SUMMARY

All reported results are within defined laboratory quality control objectives unless listed below or otherwise qualified in this report.

The results of analyses reported only relate to samples submitted to the Con-Test Analytical Laboratory for testing.
I certify that the analyses listed above, unless specifically listed as subcontracted, if any, were performed under my direction according to the approved methodologies listed in this document, and that based upon my inquiry of those individuuals immediately responsible for obtaining the information, the material contained in this report is, to the best of my knowledge and belief, accurate and complete.

Daren J. Damboragian
Laboratory Manager

con-test® ANALYTICAL LABORATORY

39 Spruce Street * East Longmeadow, MA 01028 * FAX 413/525-6405 * TEL. 413/525-2332

Project Location: 25 Skinner Street | Sample Description: | Work Order: 12A0029

Date Received: 1/3/2012

Field Sample #: B-130 4ft | Sampled: 12/21/2011 08:00

Sample ID: 12A0029-01

Sample Matrix: Soil

SPLP - Metals Analyses

Analyte	Results	RL	Units	Dilution	Flag	Method	Date Prepared	Date/Time Analyzed	Analyst
Antimony	53	5.0	µg/L	5		SW-846 6020A	1/5/12	1/6/12 20:48	KSH
Arsenic	ND	2.0	µg/L	5		SW-846 6020A	1/5/12	1/6/12 20:48	KSH
Barium	68	50	µg/L	5		SW-846 6020A	1/5/12	1/6/12 20:48	KSH
Beryllium	ND	2.0	µg/L	5		SW-846 6020A	1/5/12	1/6/12 20:48	KSH
Cadmium	2.9	2.5	µg/L	5		SW-846 6020A	1/5/12	1/6/12 20:48	KSH
Chromium	ND	5.0	µg/L	5		SW-846 6020A	1/5/12	1/6/12 20:48	KSH
Copper	56	25	µg/L	5		SW-846 6020A	1/5/12	1/6/12 20:48	KSH
Lead	11	5.0	µg/L	5		SW-846 6020A	1/5/12	1/6/12 20:48	KSH
Mercury	ND	0.00010	mg/L	1		SW-846 7470A	1/5/12	1/6/12 11:23	AMR
Nickel	58	25	µg/L	5		SW-846 6020A	1/5/12	1/6/12 20:48	KSH
Selenium	ND	25	µg/L	5		SW-846 6020A	1/5/12	1/6/12 20:48	KSH
Silver	ND	2.5	µg/L	5		SW-846 6020A	1/5/12	1/6/12 20:48	KSH
Thallium	ND	1.0	µg/L	5		SW-846 6020A	1/5/12	1/6/12 20:48	KSH
Vanadium	ND	25	µg/L	5		SW-846 6020A	1/5/12	1/6/12 20:48	KSH
Zinc	770	50	µg/L	5		SW-846 6020A	1/5/12	1/6/12 20:48	KSH

con-test® ANALYTICAL LABORATORY

39 Spruce Street * East Longmeadow, MA 01028 * FAX 413/525-6405 * TEL. 413/525-2332

Project Location: 25 Skinner Street | Sample Description: | Work Order: 12A0029

Date Received: 1/3/2012

Field Sample #: B-127 2ft | Sampled: 12/21/2011 09:30

Sample ID: 12A0029-02

Sample Matrix: Soil

SPLP - Metals Analyses

Analyte	Results	RL	Units	Dilution	Flag	Method	Date Prepared	Date/Time Analyzed	Analyst
Antimony	ND	5.0	µg/L	5		SW-846 6020A	1/5/12	1/6/12 20:52	KSH
Arsenic	ND	2.0	µg/L	5		SW-846 6020A	1/5/12	1/6/12 20:52	KSH
Barium	400	50	µg/L	5		SW-846 6020A	1/5/12	1/6/12 20:52	KSH
Beryllium	ND	2.0	µg/L	5		SW-846 6020A	1/5/12	1/6/12 20:52	KSH
Cadmium	42	2.5	µg/L	5		SW-846 6020A	1/5/12	1/6/12 20:52	KSH
Chromium	ND	5.0	µg/L	5		SW-846 6020A	1/5/12	1/6/12 20:52	KSH
Copper	30	25	µg/L	5		SW-846 6020A	1/5/12	1/6/12 20:52	KSH
Lead	8100	100	µg/L	100		SW-846 6020A	1/5/12	1/9/12 16:19	KSH
Mercury	ND	0.00010	mg/L	1		SW-846 7470A	1/5/12	1/6/12 11:25	AMR
Nickel	650	25	µg/L	5		SW-846 6020A	1/5/12	1/6/12 20:52	KSH
Selenium	ND	25	µg/L	5		SW-846 6020A	1/5/12	1/6/12 20:52	KSH
Silver	ND	2.5	µg/L	5		SW-846 6020A	1/5/12	1/6/12 20:52	KSH
Thallium	ND	1.0	µg/L	5		SW-846 6020A	1/5/12	1/6/12 20:52	KSH
Vanadium	ND	25	µg/L	5		SW-846 6020A	1/5/12	1/6/12 20:52	KSH
Zinc	6900	1000	µg/L	100		SW-846 6020A	1/5/12	1/9/12 16:19	KSH

con-test® ANALYTICAL LABORATORY

39 Spruce Street * East Longmeadow, MA 01028 * FAX 413/525-6405 * TEL. 413/525-2332

Project Location: 25 Skinner Street | Sample Description: | Work Order: 12A0029

Date Received: 1/3/2012

Field Sample #: B-109 2ft | Sampled: 12/21/2011 14:30

Sample ID: 12A0029-03

Sample Matrix: Soil

SPLP - Metals Analyses

Analyte	Results	RL	Units	Dilution	Flag	Method	Date Prepared	Date/Time Analyzed	Analyst
Antimony	32	5.0	µg/L	5		SW-846 6020A	1/5/12	1/6/12 20:55	KSH
Arsenic	6.8	2.0	µg/L	5		SW-846 6020A	1/5/12	1/6/12 20:55	KSH
Barium	71	50	µg/L	5		SW-846 6020A	1/5/12	1/6/12 20:55	KSH
Beryllium	ND	2.0	µg/L	5		SW-846 6020A	1/5/12	1/6/12 20:55	KSH
Cadmium	ND	2.5	µg/L	5		SW-846 6020A	1/5/12	1/6/12 20:55	KSH
Chromium	ND	5.0	µg/L	5		SW-846 6020A	1/5/12	1/6/12 20:55	KSH
Copper	50	25	µg/L	5		SW-846 6020A	1/5/12	1/6/12 20:55	KSH
Lead	47	5.0	µg/L	5		SW-846 6020A	1/5/12	1/6/12 20:55	KSH
Mercury	ND	0.00010	mg/L	1		SW-846 7470A	1/5/12	1/6/12 11:27	AMR
Nickel	ND	25	µg/L	5		SW-846 6020A	1/5/12	1/6/12 20:55	KSH
Selenium	ND	25	µg/L	5		SW-846 6020A	1/5/12	1/6/12 20:55	KSH
Silver	ND	2.5	µg/L	5		SW-846 6020A	1/5/12	1/6/12 20:55	KSH
Thallium	ND	1.0	µg/L	5		SW-846 6020A	1/5/12	1/6/12 20:55	KSH
Vanadium	ND	25	µg/L	5		SW-846 6020A	1/5/12	1/6/12 20:55	KSH
Zinc	330	50	µg/L	5		SW-846 6020A	1/5/12	1/6/12 20:55	KSH

39 Spruce Street * East Longmeadow, MA 01028 * FAX 413/525-6405 * TEL. 413/525-2332

Sample Extraction Data

Prep Method: SW-846 3010A-SW-846 6020A **Leachates were extracted on 1/4/2012 per SW-846 1312 in Batch B043806**

Lab Number [Field ID]	Batch	Initial [mL]	Final [mL]	Date
12A0029-01 [B-130 4ft]	B043905	50.0	50.0	01/05/12
12A0029-02 [B-127 2ft]	B043905	50.0	50.0	01/05/12
12A0029-03 [B-109 2ft]	B043905	50.0	50.0	01/05/12

Prep Method: SW-846 7470A Prep-SW-846 7470A **Leachates were extracted on 1/4/2012 per SW-846 1312 in Batch B043806**

Lab Number [Field ID]	Batch	Initial [mL]	Final [mL]	Date
12A0029-01 [B-130 4ft]	B043910	6.00	6.00	01/05/12
12A0029-02 [B-127 2ft]	B043910	6.00	6.00	01/05/12
12A0029-03 [B-109 2ft]	B043910	6.00	6.00	01/05/12

con-test® ANALYTICAL LABORATORY

39 Spruce Street * East Longmeadow, MA 01028 * FAX 413/525-6405 * TEL. 413/525-2332

QUALITY CONTROL

SPLP - Metals Analyses - Quality Control

Analyte	Result	Reporting Limit	Units	Spike Level	Source Result	%REC	%REC Limits	RPD	RPD Limit	Notes
Batch B043905 - SW-846 3010A										
Blank (B043905-BLK1)				Prepared: 01/05/12 Analyzed: 01/06/12						
Antimony	ND	5.0	µg/L							
Arsenic	ND	2.0	µg/L							
Barium	ND	50	µg/L							
Beryllium	ND	2.0	µg/L							
Cadmium	ND	2.5	µg/L							
Chromium	ND	5.0	µg/L							
Copper	ND	25	µg/L							
Lead	ND	5.0	µg/L							
Nickel	ND	25	µg/L							
Selenium	ND	25	µg/L							
Silver	ND	2.5	µg/L							
Thallium	ND	1.0	µg/L							
Vanadium	ND	25	µg/L							
Zinc	ND	50	µg/L							
LCS (B043905-BS1)				Prepared: 01/05/12 Analyzed: 01/06/12						
Antimony	251	5.0	µg/L	250		101	80-120			
Arsenic	242	2.0	µg/L	250		96.9	80-120			
Barium	243	50	µg/L	250		97.3	80-120			
Beryllium	242	2.0	µg/L	250		97.0	80-120			
Cadmium	247	2.5	µg/L	250		98.6	80-120			
Chromium	245	5.0	µg/L	250		98.2	80-120			
Copper	246	25	µg/L	250		98.5	80-120			
Lead	243	5.0	µg/L	250		97.3	80-120			
Nickel	244	25	µg/L	250		97.4	80-120			
Selenium	235	25	µg/L	250		94.2	80-120			
Silver	264	2.5	µg/L	250		106	80-120			
Thallium	229	1.0	µg/L	250		91.5	80-120			
Vanadium	240	25	µg/L	250		96.1	80-120			
Zinc	240	50	µg/L	250		95.8	80-120			
LCS Dup (B043905-BSD1)				Prepared: 01/05/12 Analyzed: 01/06/12						
Antimony	251	5.0	µg/L	250		100	80-120	0.0137	20	
Arsenic	240	2.0	µg/L	250		95.9	80-120	1.06	20	
Barium	245	50	µg/L	250		98.2	80-120	0.893	20	
Beryllium	240	2.0	µg/L	250		96.2	80-120	0.842	20	
Cadmium	247	2.5	µg/L	250		99.0	80-120	0.341	20	
Chromium	250	5.0	µg/L	250		100	80-120	1.92	20	
Copper	246	25	µg/L	250		98.4	80-120	0.101	20	
Lead	247	5.0	µg/L	250		98.9	80-120	1.64	20	
Nickel	248	25	µg/L	250		99.3	80-120	1.94	20	
Selenium	235	25	µg/L	250		94.0	80-120	0.164	20	
Silver	265	2.5	µg/L	250		106	80-120	0.473	20	
Thallium	230	1.0	µg/L	250		92.2	80-120	0.812	20	
Vanadium	249	25	µg/L	250		99.5	80-120	3.53	20	
Zinc	243	50	µg/L	250		97.1	80-120	1.28	20	

39 Spruce Street * East Longmeadow, MA 01028 * FAX 413/525-6405 * TEL. 413/525-2332

QUALITY CONTROL

SPLP - Metals Analyses - Quality Control

Analyte	Result	Reporting Limit	Units	Spike Level	Source Result	%REC	%REC Limits	RPD	RPD Limit	Notes
Batch B043910 - SW-846 7470A Prep										
Blank (B043910-BLK1)				Prepared: 01/05/12 Analyzed: 01/06/12						
Mercury	ND	0.00010	mg/L							
LCS (B043910-BS1)				Prepared: 01/05/12 Analyzed: 01/06/12						
Mercury	0.00188	0.00010	mg/L	0.00200		93.9	80-120			
LCS Dup (B043910-BSD1)				Prepared: 01/05/12 Analyzed: 01/06/12						
Mercury	0.00186	0.00010	mg/L	0.00200		93.2	80-120	0.824	20	

39 Spruce Street * East Longmeadow, MA 01028 * FAX 413/525-6405 * TEL. 413/525-2332

FLAG/QUALIFIER SUMMARY

*	QC result is outside of established limits.
†	Wide recovery limits established for difficult compound.
‡	Wide RPD limits established for difficult compound.
#	Data exceeded client recommended or regulatory level

Percent recoveries and relative percent differences (RPDs) are determined by the software using values in the calculation which have not been rounded.

39 Spruce Street * East Longmeadow, MA 01028 * FAX 413/525-6405 * TEL. 413/525-2332

CERTIFICATIONS

Certified Analyses included in this Report

Analyte	Certifications

No certified Analyses included in this Report

The CON-TEST Environmental Laboratory operates under the following certifications and accreditations:

Code	Description	Number	Expires
AIHA	AIHA-LAP, LLC	100033	01/1/2012
MA	Massachusetts DEP	M-MA100	06/30/2012
CT	Connecticut Department of Publilc Health	PH-0567	09/30/2013
NY	New York State Department of Health	10899 NELAP	04/1/2012
NH	New Hampshire Environmental Lab	2516 NELAP	02/5/2012
RI	Rhode Island Department of Health	LAO00112	12/30/2012
NC	North Carolina Div. of Water Quality	652	12/31/2012
NJ	New Jersey DEP	MA007 NELAP	06/30/2012
FL	Florida Department of Health	E871027 NELAP	06/30/2012
VT	Vermont Department of Health Lead Laboratory	LL015036	07/30/2012
WA	State of Washington Department of Ecology	C2065	02/23/2012
ME	State of Maine	2011028	06/9/2013

2/4

12A0029

CHAIN OF CUSTODY RECORD

~~11L0859~~

con-test® ANALYTICAL LABORATORY
Phone: 413-525-2332
Fax: 413-525-6405
Email: info@contestlabs.com
www.contestlabs.com
39 Spruce Street
East Longmeadow, MA 01028

Page 1 of 2

Company Name: VHB
Address: 54 TUTTLE PLACE
MIDDLETOWN, CT
Attention: PHIL RIDEL
Project Location: 25 SKINNER STREET
Sampled By: PMR

Telephone: 860 632 1500
Project # 41770
Client PO# 41770

DATA DELIVERY (check all that apply)
O FAX O EMAIL ☒ WEBSITE
Fax #
Email: PRIDEL@VHB.com
Format: ☒ PDF ☒ EXCEL O GIS
O OTHER
O "Enhanced Data Package"

Project Proposal provided? (for billing purposes)
☒ yes 10/27/11 proposal date

ANALYSIS REQUESTED

Con-Test Lab ID (laboratory use only)	Client Sample ID / Description	Collection Beginning Date/Time	Ending Date/Time	Composite	Grab	*Matrix Code	Conc Code	VOCs	ETPH	PAH SIM 8270 BM	CT RSR IS METALS	PCBs	SPLP CT RSR IS METALS (*)						
-01	B-130 4' (*)	8:00	12/21/11		X	S	U	X	X	X	X	X	⊗						
	B-126 3'	8:05			X	S	U	X	X	X	X	X							
-02	B-127 2' (*)	9:30			X	S	U	X	X	X	X		⊗						
	B-128 2-4' *	10:15			X	S	U	X	X	X	X								
	TRIP BLANK	—			X	S	—	X											
	B-129 2'	10:45			X	S	U	X	X	X	X								
	B-117 2'	11:15			X	S	U	X	X	X	X								
	B-116/MW-3 2-4'	11:45			X	S	U	X	X	X	X								
	B-116/MW-3 2-4' DUP	12:00			X	S	U	X	X	X	X								
	B-115 2'	1:00			X	S	U	X	X	X	X								

# of Containers
** Preservation
***Container Code

Dissolved Metals
O Field Filtered
O Lab to Filter

***Cont. Code:
A=amber glass
G=glass
P=plastic
ST=sterile
V=vial
S=summa can
T=tedlar bag
O=Other

**Preservation
I = ice
H = HCL
M = Methanol
N = Nitric Acid
S = Sulfuric Acid
B = Sodium bisulfate
X = Na hydroxide
T = Na thiosulfate
O = Other

*Matrix Code:
GW = groundwater
WW = wastewater
DW = drinking water
A = air
S = soil/solid
SL = sludge
O = other

Comments: PLEASE DO SS-MS + SS-MSD ON B-128 2-4' (*) SPLP metals activated on phil R. - HF 1/3/12

Please use the following codes to let Con-Test know if a specific sample may be high in concentration in Matrix/Conc. Code Box:
H - High; M - Medium; L - Low; C - Clean; U - Unknown

Relinquished by: (signature)	Date/Time: 12/21/11 1:00
Received by: (signature)	Date/Time: 12/22/11 1:00
Relinquished by: (signature)	Date/Time:
Received by: (signature)	Date/Time:

Turnaround ††
☒ 7-Day
☐ 10-Day
☐ Other ____
RUSH †
☐ †24-Hr ☐ †48-Hr
☐ †72-Hr ☐ †4-Day
† Require lab approval

Detection Limit Requirements
Massachusetts:
Connecticut: CT RSR GA - AREA
Other:

Is your project MCP or RCP ?
O MCP Analytical Certification Form Required
☒ RCP Analysis Certification Form Required
O MA State DW Form Required PWSID # ____

NELAC & AIHA Certified
WBE/DBE Certified

†† TURNAROUND TIME (business days) STARTS AT 9:00 A.M. THE DAY AFTER SAMPLE RECEIPT UNLESS THERE ARE QUESTIONS ON YOUR CHAIN. IF THIS FORM IS NOT FILLED OUT COMPLETELY OR IS INCORRECT, TURNAROUND TIME WILL NOT START UNTIL ALL QUESTIONS ARE ANSWERED.

PLEASE BE CAREFUL NOT TO CONTAMINATE THIS DOCUMENT

Jan-03-2012 03:49 PM VHB, Inc 860-632-7879

12A0029

CHAIN OF CUSTODY RECORD

TIL0859

con-test® ANALYTICAL LABORATORY
Phone: 413-525-2332
Fax: 413-525-6405
Email: info@contestlabs.com
www.contestlabs.com
39 Spruce Street
East longmeadow, MA 01028

Page 2 of 2

Company Name: VHB
Address: 54 TUTTLE PLACE, MIDDLETOWN, CT
Attention: PHIL RYDEL
Project Location: 25 SKINNER
Sampled By: PMR
Telephone: 860 632 1500
Project #: 41770
Client PO#: 41770

DATA DELIVERY (check all that apply)
O FAX O EMAIL X WEBSITE
Fax #
Email: PRYDEL@VHB.COM
Format: X PDF X EXCEL O GIS
O OTHER
O "Enhanced Data Package"

Project Proposal Provided? (for billing purposes)
X yes 10/27/11 proposal date

Con-Test Lab ID (laboratory use only)	Client Sample ID / Description	Collection Beginning Date/Time	Collection Ending Date/Time	Composite	Grab	*Matrix Code	Conc Code	VOCs	ETPH	PAH SIM 8270 BN	CT RSR 15 MEMS	PCBs	SVOC 15 RSR CT MEMS											# of Containers / ** Preservation / ***Container Code
[redacted]	B-125 2'	1:45	12/21/11		X	S	U	X	X	X	X													
[redacted]	B-109 2' (*)	2:30	"		X	S	U	X	X	X	X	X	(X)											

Comments:

Please use the following codes to let Con-Test know if a specific sample may be high in concentration in Matrix/Conc. Code Box:

H - High; M - Medium; L - Low; C - Clean; U - Unknown

Dissolved Metals
O: Field Filtered
O: Lab to Filter

***Cont. Codes
A=amber glass
G=glass
P=plastic
ST=sterile
V=vial
B=numerous can
T=tedlar bag
O=Other

**Preservation
I = Iced
H = HCL
M = Methanol
N = Nitric Acid
S = Sulfuric Acid
B = Sodium bisulfate
X = Na hydroxide
T = Na thiosulfate
O = Other

*Matrix Codes
GW= groundwater
WW= wastewater
DW= drinking water
A = air
S = soil/solid
SL = sludge
O = other

Relinquished by: (signature)	Date/Time: 3:00 12/21/11	
Received by: (signature)	Date/Time: 12/22/11 10	
Relinquished by: (signature)	Date/Time:	
Received by: (signature)	Date/Time:	

Turnaround ††
X 7-Day
☐ 10-Day
☐ Other ____
RUSH †
☐ †24-Hr ☐ †48-Hr
☐ †72-Hr ☐ †4-Day
† Require lab approval

Detection Limit Requirements
Massachusetts:
Connecticut: CT RSR CA-ACLA
Other:

Is your project MCP or RCP ?
O MCP Analytical Certification Form Required
X RCP Analysis Certification Form Required
O MA State DW Form Required PWSID # ____

NELAC & AIHA Certified
WBE/DBE Certified

†† TURNAROUND TIME (business days) STARTS AT 9:00 A.M. THE DAY AFTER SAMPLE RECEIPT UNLESS THERE ARE QUESTIONS ON YOUR CHAIN. IF THIS FORM IS NOT FILLED OUT COMPLETELY OR IS INCORRECT, TURNAROUND TIME WILL NOT START UNTIL ALL QUESTIONS ARE ANSWERED.

PLEASE BE CAREFUL NOT TO CONTAMINATE THIS DOCUMENT

REASONABLE CONFIDENCE PROTOCOL
LABORATORY ANALYSIS QA/QC CERTIFICATION FORM

Laboratory Name: Con-Test Analytical Laboratory

Client: Vanasse Hangen Brustlin, Inc. - CT

Project Location: 25 Skinner Street

Project Number: 12A0029

Laboratory Sample ID(s):

12A0029-01 thru 12A0029-03

Sample Date(s):

12/21/2011

List RCP Methods Used:

SW-846 1312, SW-846 6020A, SW-846 7470A

1	For each analytical method referenced in this laboratory report package, were all specified QA/QC performance criteria followed, including the requirement to explain any criteria falling outside of acceptable guidelines, as specified in the CTDEP method-specific Reasonable Confidence Protocol documents?	☑ Yes ☐ No
1A	Were the method specified preservation and holding time requirements met?	☑ Yes ☐ No
1B	VPH and EPH Methods only: Was the VPH and EPH method conducted without significant modifications (see Section 11.3 of respective RCP methods)?	☐ Yes ☐ No ☑ N/A
2	Were all samples received by the laboratory in a condition consistent with that described on the associated chain-of-custody document(s)?	☑ Yes ☐ No
3	Were samples received at an appropriate temperature (< 6 degrees C.)?	☑ Yes ☐ No ☐ N/A
4	Were all QA/QC performance criteria specified in the CTDEP Reasonable Confidence Protocol documents achieved?	☑ Yes ☐ No
5A	Were reporting limits specified or referenced on the chain-of-custody?	☑ Yes ☐ No
5B	Were these reporting limits met?	☑ Yes ☐ No
6	For each analytical method referenced in this laboratory report package, were results reported for all constituents identified in the method-specific analyte lists presented in the Reasonable Confidence Protocol documents?	☑ Yes ☐ No
7	Are project-specific matrix spikes and laboratory duplicates included in this data set?	☐ Yes ☑ No

Notes: For all questions to which the response was "No" (with the exception of question #7), additional information must be provided in an attached narrative. If the answer to question #1, #1A, or #1B is "No", the data package does not meet the requirements for "Reasonable Confidence."
This form may not be altered and all questions must be answered.

I, the undersigned, attest under the pains and penalties of perjury that, to the best of my knowledge and belief and based upon my personal inquiry of those responsible for providing the information contained in this analytical report, such information is accurate and complete.

Authorized Signature: **Position:** **Laboratory Manager**

Printed Name: **Daren J. Damboragian** **Date:** **01/10/12**

Name of Laboratory: **Con-Test Analytical Laboratory**

This certification form is to be used for RCP methods only.

con-test® ANALYTICAL LABORATORY
39 Spruce Street * East Longmeadow, MA 01028 * FAX 413/525-6405 * TEL. 413/525-2332

January 10, 2012

Phil Rydel
Vanasse Hangen Brustlin, Inc. - CT
54 Tuttle Place
Middletown, CT 06457

Project Location: 25 SKinner Street
Client Job Number:
Project Number: 41770
Laboratory Work Order Number: 12A0028

Enclosed are results of analyses for samples received by the laboratory on January 3, 2012. If you have any questions concerning this report, please feel free to contact me.

Sincerely,

Holly L. Folsom
Project Manager

39 Spruce Street * East Longmeadow, MA 01028 * FAX 413/525-6405 * TEL. 413/525-2332

Vanasse Hangen Brustlin, Inc. - CT
54 Tuttle Place
Middletown, CT 06457
ATTN: Phil Rydel

REPORT DATE: 1/10/2012

PURCHASE ORDER NUMBER: 41770

PROJECT NUMBER: 41770

ANALYTICAL SUMMARY

WORK ORDER NUMBER: 12A0028

The results of analyses performed on the following samples submitted to the CON-TEST Analytical Laboratory are found in this report.

PROJECT LOCATION: 25 SKinner Street

FIELD SAMPLE #	LAB ID:	MATRIX	SAMPLE DESCRIPTION	TEST	SUB LAB
B-106 2.5ft	12A0028-01	Soil		SW-846 1312	
				SW-846 6020A	
				SW-846 7470A	
B-108 4ft	12A0028-02	Soil		SW-846 1312	
				SW-846 6020A	
				SW-846 7470A	

39 Spruce Street * East Longmeadow, MA 01028 * FAX 413/525-6405 * TEL. 413/525-2332

CASE NARRATIVE SUMMARY

All reported results are within defined laboratory quality control objectives unless listed below or otherwise qualified in this report.

The results of analyses reported only relate to samples submitted to the Con-Test Analytical Laboratory for testing.
I certify that the analyses listed above, unless specifically listed as subcontracted, if any, were performed under my direction according to the approved methodologies listed in this document, and that based upon my inquiry of those individuuals immediately responsible for obtaining the information, the material contained in this report is, to the best of my knowledge and belief, accurate and complete.

Daren J. Damboragian
Laboratory Manager

con-test® ANALYTICAL LABORATORY

39 Spruce Street * East Longmeadow, MA 01028 * FAX 413/525-6405 * TEL. 413/525-2332

Project Location: 25 SKinner Street | Sample Description: | Work Order: 12A0028

Date Received: 1/3/2012

Field Sample #: B-106 2.5ft | Sampled: 12/21/2011 13:00

Sample ID: 12A0028-01

Sample Matrix: Soil

SPLP - Metals Analyses

Analyte	Results	RL	Units	Dilution	Flag	Method	Date Prepared	Date/Time Analyzed	Analyst
Antimony	6.6	5.0	µg/L	5		SW-846 6020A	1/5/12	1/6/12 20:41	KSH
Arsenic	7.6	2.0	µg/L	5		SW-846 6020A	1/5/12	1/6/12 20:41	KSH
Barium	250	50	µg/L	5		SW-846 6020A	1/5/12	1/6/12 20:41	KSH
Beryllium	ND	2.0	µg/L	5		SW-846 6020A	1/5/12	1/6/12 20:41	KSH
Cadmium	14	2.5	µg/L	5		SW-846 6020A	1/5/12	1/6/12 20:41	KSH
Chromium	ND	5.0	µg/L	5		SW-846 6020A	1/5/12	1/6/12 20:41	KSH
Copper	1500	25	µg/L	5		SW-846 6020A	1/5/12	1/6/12 20:41	KSH
Lead	410	5.0	µg/L	5		SW-846 6020A	1/5/12	1/6/12 20:41	KSH
Mercury	ND	0.00010	mg/L	1		SW-846 7470A	1/5/12	1/6/12 11:16	AMR
Nickel	4500	500	µg/L	100		SW-846 6020A	1/5/12	1/9/12 12:49	KSH
Selenium	ND	25	µg/L	5		SW-846 6020A	1/5/12	1/6/12 20:41	KSH
Silver	ND	2.5	µg/L	5		SW-846 6020A	1/5/12	1/6/12 20:41	KSH
Thallium	ND	1.0	µg/L	5		SW-846 6020A	1/5/12	1/6/12 20:41	KSH
Vanadium	ND	25	µg/L	5		SW-846 6020A	1/5/12	1/6/12 20:41	KSH
Zinc	11000	1000	µg/L	100		SW-846 6020A	1/5/12	1/9/12 12:49	KSH

con-test® ANALYTICAL LABORATORY

39 Spruce Street * East Longmeadow, MA 01028 * FAX 413/525-6405 * TEL. 413/525-2332

Project Location: 25 SKinner Street | Sample Description: | Work Order: 12A0028

Date Received: 1/3/2012

Field Sample #: B-108 4ft | Sampled: 12/21/2011 00:00

Sample ID: 12A0028-02

Sample Matrix: Soil

SPLP - Metals Analyses

Analyte	Results	RL	Units	Dilution	Flag	Method	Date Prepared	Date/Time Analyzed	Analyst
Antimony	450	5.0	µg/L	5		SW-846 6020A	1/5/12	1/6/12 20:45	KSH
Arsenic	22	2.0	µg/L	5		SW-846 6020A	1/5/12	1/6/12 20:45	KSH
Barium	89	50	µg/L	5		SW-846 6020A	1/5/12	1/6/12 20:45	KSH
Beryllium	ND	2.0	µg/L	5		SW-846 6020A	1/5/12	1/6/12 20:45	KSH
Cadmium	ND	2.5	µg/L	5		SW-846 6020A	1/5/12	1/6/12 20:45	KSH
Chromium	ND	5.0	µg/L	5		SW-846 6020A	1/5/12	1/6/12 20:45	KSH
Copper	700	25	µg/L	5		SW-846 6020A	1/5/12	1/6/12 20:45	KSH
Lead	8.4	5.0	µg/L	5		SW-846 6020A	1/5/12	1/6/12 20:45	KSH
Mercury	ND	0.00010	mg/L	1		SW-846 7470A	1/5/12	1/6/12 11:22	AMR
Nickel	280	25	µg/L	5		SW-846 6020A	1/5/12	1/6/12 20:45	KSH
Selenium	ND	25	µg/L	5		SW-846 6020A	1/5/12	1/6/12 20:45	KSH
Silver	ND	2.5	µg/L	5		SW-846 6020A	1/5/12	1/6/12 20:45	KSH
Thallium	ND	1.0	µg/L	5		SW-846 6020A	1/5/12	1/6/12 20:45	KSH
Vanadium	ND	25	µg/L	5		SW-846 6020A	1/5/12	1/6/12 20:45	KSH
Zinc	ND	50	µg/L	5		SW-846 6020A	1/5/12	1/6/12 20:45	KSH

con-test® ANALYTICAL LABORATORY

39 Spruce Street * East Longmeadow, MA 01028 * FAX 413/525-6405 * TEL. 413/525-2332

Sample Extraction Data

Prep Method: SW-846 3010A-SW-846 6020A **Leachates were extracted on 1/4/2012 per SW-846 1312 in Batch B043806**

Lab Number [Field ID]	Batch	Initial [mL]	Final [mL]	Date
12A0028-01 [B-106 2.5ft]	B043905	50.0	50.0	01/05/12
12A0028-02 [B-108 4ft]	B043905	50.0	50.0	01/05/12

Prep Method: SW-846 7470A Prep-SW-846 7470A **Leachates were extracted on 1/4/2012 per SW-846 1312 in Batch B043806**

Lab Number [Field ID]	Batch	Initial [mL]	Final [mL]	Date
12A0028-01 [B-106 2.5ft]	B043910	6.00	6.00	01/05/12
12A0028-02 [B-108 4ft]	B043910	6.00	6.00	01/05/12

con-test® ANALYTICAL LABORATORY

39 Spruce Street * East Longmeadow, MA 01028 * FAX 413/525-6405 * TEL. 413/525-2332

QUALITY CONTROL

SPLP - Metals Analyses - Quality Control

Analyte	Result	Reporting Limit	Units	Spike Level	Source Result	%REC	%REC Limits	RPD	RPD Limit	Notes
Batch B043905 - SW-846 3010A										
Blank (B043905-BLK1)				Prepared: 01/05/12 Analyzed: 01/06/12						
Antimony	ND	5.0	µg/L							
Arsenic	ND	2.0	µg/L							
Barium	ND	50	µg/L							
Beryllium	ND	2.0	µg/L							
Cadmium	ND	2.5	µg/L							
Chromium	ND	5.0	µg/L							
Copper	ND	25	µg/L							
Lead	ND	5.0	µg/L							
Nickel	ND	25	µg/L							
Selenium	ND	25	µg/L							
Silver	ND	2.5	µg/L							
Thallium	ND	1.0	µg/L							
Vanadium	ND	25	µg/L							
Zinc	ND	50	µg/L							
LCS (B043905-BS1)				Prepared: 01/05/12 Analyzed: 01/06/12						
Antimony	251	5.0	µg/L	250		101	80-120			
Arsenic	242	2.0	µg/L	250		96.9	80-120			
Barium	243	50	µg/L	250		97.3	80-120			
Beryllium	242	2.0	µg/L	250		97.0	80-120			
Cadmium	247	2.5	µg/L	250		98.6	80-120			
Chromium	245	5.0	µg/L	250		98.2	80-120			
Copper	246	25	µg/L	250		98.5	80-120			
Lead	243	5.0	µg/L	250		97.3	80-120			
Nickel	244	25	µg/L	250		97.4	80-120			
Selenium	235	25	µg/L	250		94.2	80-120			
Silver	264	2.5	µg/L	250		106	80-120			
Thallium	229	1.0	µg/L	250		91.5	80-120			
Vanadium	240	25	µg/L	250		96.1	80-120			
Zinc	240	50	µg/L	250		95.8	80-120			
LCS Dup (B043905-BSD1)				Prepared: 01/05/12 Analyzed: 01/06/12						
Antimony	251	5.0	µg/L	250		100	80-120	0.0137	20	
Arsenic	240	2.0	µg/L	250		95.9	80-120	1.06	20	
Barium	245	50	µg/L	250		98.2	80-120	0.893	20	
Beryllium	240	2.0	µg/L	250		96.2	80-120	0.842	20	
Cadmium	247	2.5	µg/L	250		99.0	80-120	0.341	20	
Chromium	250	5.0	µg/L	250		100	80-120	1.92	20	
Copper	246	25	µg/L	250		98.4	80-120	0.101	20	
Lead	247	5.0	µg/L	250		98.9	80-120	1.64	20	
Nickel	248	25	µg/L	250		99.3	80-120	1.94	20	
Selenium	235	25	µg/L	250		94.0	80-120	0.164	20	
Silver	265	2.5	µg/L	250		106	80-120	0.473	20	
Thallium	230	1.0	µg/L	250		92.2	80-120	0.812	20	
Vanadium	249	25	µg/L	250		99.5	80-120	3.53	20	
Zinc	243	50	µg/L	250		97.1	80-120	1.28	20	

39 Spruce Street * East Longmeadow, MA 01028 * FAX 413/525-6405 * TEL. 413/525-2332

QUALITY CONTROL

SPLP - Metals Analyses - Quality Control

Analyte	Result	Reporting Limit	Units	Spike Level	Source Result	%REC	%REC Limits	RPD	RPD Limit	Notes
Batch B043910 - SW-846 7470A Prep										
Blank (B043910-BLK1)				Prepared: 01/05/12 Analyzed: 01/06/12						
Mercury	ND	0.00010	mg/L							
LCS (B043910-BS1)				Prepared: 01/05/12 Analyzed: 01/06/12						
Mercury	0.00188	0.00010	mg/L	0.00200		93.9	80-120			
LCS Dup (B043910-BSD1)				Prepared: 01/05/12 Analyzed: 01/06/12						
Mercury	0.00186	0.00010	mg/L	0.00200		93.2	80-120	0.824	20	

39 Spruce Street * East Longmeadow, MA 01028 * FAX 413/525-6405 * TEL. 413/525-2332

FLAG/QUALIFIER SUMMARY

*	QC result is outside of established limits.
†	Wide recovery limits established for difficult compound.
‡	Wide RPD limits established for difficult compound.
#	Data exceeded client recommended or regulatory level

Percent recoveries and relative percent differences (RPDs) are determined by the software using values in the calculation which have not been rounded.

39 Spruce Street * East Longmeadow, MA 01028 * FAX 413/525-6405 * TEL. 413/525-2332

CERTIFICATIONS

Certified Analyses included in this Report

Analyte	Certifications

No certified Analyses included in this Report

The CON-TEST Environmental Laboratory operates under the following certifications and accreditations:

Code	Description	Number	Expires
AIHA	AIHA-LAP, LLC	100033	01/1/2012
MA	Massachusetts DEP	M-MA100	06/30/2012
CT	Connecticut Department of Publilc Health	PH-0567	09/30/2013
NY	New York State Department of Health	10899 NELAP	04/1/2012
NH	New Hampshire Environmental Lab	2516 NELAP	02/5/2012
RI	Rhode Island Department of Health	LAO00112	12/30/2012
NC	North Carolina Div. of Water Quality	652	12/31/2012
NJ	New Jersey DEP	MA007 NELAP	06/30/2012
FL	Florida Department of Health	E871027 NELAP	06/30/2012
VT	Vermont Department of Health Lead Laboratory	LL015036	07/30/2012
WA	State of Washington Department of Ecology	C2065	02/23/2012
ME	State of Maine	2011028	06/9/2013

1/4

12A0028

CHAIN OF CUSTODY RECORD

~~11L0997~~

con-test® ANALYTICAL LABORATORY
Phone: 413-525-2332
Fax: 413-525-6405
Email: info@contestlabs.com
www.contestlabs.com
39 Spruce Street
East longmeadow, MA 01028

Page 1 of 2

Company Name: VHB
Address: 54 TUTTLE PLACE
MIDDLETOWN, CT
Attention: PHIL RYDEL
Project Location: 25 SKINNER STREET
Sampled By: PHR

Telephone: 860 632 1500
Project #: 41770
Client PO#: 41770

DATA DELIVERY (check all that apply)
O FAX O EMAIL X WEBSITE
Fax #
Email: PRYDEL@VHB.COM
Format: X PDF X EXCEL O GIS
O OTHER
O "Enhanced Data Package"

Project Proposal Provided? (for billing purposes)
X yes 10/27/11 proposal date

Con-Test Lab ID (laboratory use only)	Client Sample ID / Description	Collection Beginning Date/Time	Collection Ending Date/Time	Composite	Grab	*Matrix Code	Conc Code	VOCs	ETPH	PAH SIM 8270 BN	CT RSR IS MEMS	PCBs	SPLP RS CT RSR MEMS						
	# of Containers							3											
	** Preservation							MB	I	I	I	I							
	***Container Code							V	G	G	G	G	(A)						
	B-100 5'	8:30	12/20/11		X	S	U	X	X	X	X								
	B-100 5' DUP	8:45						X	X	X	X								
	B-101 5' *	9:30						X	X	X	X								
	B-102 5'	10:00						X	X	X	X								
	B-121 2.5'	10:40						X	X	X	X								
	B-103 3'	11:15						X	X	X	X								
	B-104 2.5'	11:45						X	X	X	X								
	B-105 2'	12:30						X	X	X	X								
	B-106 2.5' (*)	1:00						X	X	X	X		(*)						
	B-107 2'	1:30						X	X	X	X	X							

ANALYSIS REQUESTED

Dissolved Metals
O Field Filtered
O Lab to Filter

***Cont. Code:
A=amber glass
B=glass
P=plastic
ST=sterile
V=vial
S=summa can
B=tedlar bag
O=Other

**Preservation:
I = Ice
H = HCL
M = Methanol
N = Nitric Acid
S = Sulfuric Acid
B = Sodium bisulfate
K = Na hydroxide
T = Na thiosulfate
O = Other

*Matrix Code:
GW = groundwater
WW = wastewater
DW = drinking water
A = air
S = soil/solid
SL = sludge
O = other

Please use the following codes to let Con-Test know if a specific sample may be high in concentration in Matrix/Conc. Code Box:
H - High; M - Medium; L - Low; C - Clean; U - Unknown

Comments:
* PLEASE COMPLETE SS-MS + SS-MSD ON B-101 5'
(*) SPLP metals activated per Phil R. 1/3/12

Relinquished by: (signature)	Date/Time: 12/21/11 11:00
Received by: (signature)	Date/Time: 12/21/11 11:30
Relinquished by: (signature)	Date/Time:
Received by: (signature)	Date/Time:

Turnaround ††
X 7-Day
☐ 10-Day
☐ Other ____
RUSH †
☐ †24-Hr ☐ †48-Hr
☐ †72-Hr ☐ †4-Day
† Require lab approval

Detection Limit Requirements
Massachusetts:
Connecticut: CT RSR
GA - AKA
Other:

Is your project MCP or RCP ?
O MCP Analytical Certification Form Required
X RCP Analysis Certification Form Required
O MA State DW Form Required PWSID # ____

NELAC & AIHA Certified
WBE/DBE Certified

†† TURNAROUND TIME (business days) STARTS AT 9:00 A.M. THE DAY AFTER SAMPLE RECEIPT UNLESS THERE ARE QUESTIONS ON YOUR CHAIN. IF THIS FORM IS NOT FILLED OUT COMPLETELY OR IS INCORRECT, TURNAROUND TIME WILL NOT START UNTIL ALL QUESTIONS ARE ANSWERED.

PLEASE BE CAREFUL NOT TO CONTAMINATE THIS DOCUMENT

Jan-03-2012 03:49 PM VHB, Inc 860-632-7879

12A0028

CHAIN OF CUSTODY RECORD

con-test® ANALYTICAL LABORATORY
Phone: 413-525-2332
Fax: 413-525-6405
Email: info@contestlabs.com
www.contestlabs.com
39 Spruce Street
East longmeadow, MA 01028

~~HL0797~~

Page 2 of 2

Company Name: VHB
Address: 54 TOWER PLACE, MIDDLETOWN, CT
Attention: PAUL RIDEL
Project Location: 25 SKINNER STREET
Sampled By: PMR

Telephone: 860 632 1500
Project #: 41770
Client PO#: 41770

DATA DELIVERY (check all that apply): O FAX O EMAIL X WEBSITE
Fax #:
Email: PRIDEL@VHB.com
Format: X PDF X EXCEL O GIS O OTHER ____
O "Enhanced Data Package"

Project Proposal Provided? (for billing purposes) X yes 10/27/11 proposal date

ANALYSIS REQUESTED

Con-Test Lab ID (laboratory use only)	Client Sample ID / Description	Collection Beginning Date/Time	Collection Ending Date/Time	Composite	Grab	*Matrix Code	Conc Code	VOCs	ETPH	PAH SIM 8270 BM	CT RSR IS METALS	PCBs	SPLP CT RSR IS METALS							# of Containers	** Preservation	***Container Code
								3	3													
								MB	I	I	I	I										
								V	G	G	G	G	(*)									
	B-108 4' (*)				X	S	U	X	X	X	X		⊗									
	B-123 2'				⊥	⊥	⊥	X	X			X										
	~~[illegible]~~				⊥	⊥	⊥															
	TRIP BLANK							X														

Comments:

Please use the following codes to let Con-Test know if a specific sample may be high in concentration in Matrix/Conc. Code Box:
H - High; M - Medium; L - Low; C - Clean; U - Unknown

Dissolved Metals: O Field Filtered O Lab to Filter

***Cont. Codes: A=amber glass; G=glass; P=plastic; ST=sterile; V=vial; S=summa can; T=tedlar bag; O=Other

**Preservation: I = Iced; H = HCL; M = Methanol; N = Nitric Acid; S = Sulfuric Acid; B = Sodium Bisulfate; X = Na hydroxide; T = Na thiosulfate; O = Other ____

*Matrix Code: GW = groundwater; WW = wastewater; DW = drinking water; A = air; S = soil/solid; SL = sludge; O = other ____

Relinquished by: (signature)	Date/Time: 12/21/11 11:00
Received by: (signature)	Date/Time: 12/21/11 11:00
Relinquished by: (signature)	Date/Time:
Received by: (signature)	Date/Time:

Turnaround ††
X 7-Day
O 10-Day
O Other ____
RUSH †
O †24-Hr O †48-Hr
O †72-Hr O †4-Day
† Require lab approval

Detection Limit Requirements
Massachusetts:
Connecticut: CT RSR, GA-ARFA
Other:

Is your project MCP or RCP?
O MCP Analytical Certification Form Required
X RCP Analysis Certification Form Required
O MA State DW Form Required PWSID # ____

NELAC & AIHA Certified
WBE/DBE Certified

†† TURNAROUND TIME (business days) STARTS AT 9:00 A.M. THE DAY AFTER SAMPLE RECEIPT UNLESS THERE ARE QUESTIONS ON YOUR CHAIN. IF THIS FORM IS NOT FILLED OUT COMPLETELY OR IS INCORRECT, TURNAROUND TIME WILL NOT START UNTIL ALL QUESTIONS ARE ANSWERED.

PLEASE BE CAREFUL NOT TO CONTAMINATE THIS DOCUMENT

REASONABLE CONFIDENCE PROTOCOL
LABORATORY ANALYSIS QA/QC CERTIFICATION FORM

Laboratory Name: Con-Test Analytical Laboratory

Client: Vanasse Hangen Brustlin, Inc. - CT

Project Location: 25 SKinner Street

Project Number: 12A0028

Laboratory Sample ID(s):

12A0028-01 thru 12A0028-02

Sample Date(s):

12/21/2011

List RCP Methods Used:

SW-846 1312, SW-846 6020A, SW-846 7470A

1	For each analytical method referenced in this laboratory report package, were all specified QA/QC performance criteria followed, including the requirement to explain any criteria falling outside of acceptable guidelines, as specified in the CTDEP method-specific Reasonable Confidence Protocol documents?	☑ Yes ☐ No
1A	Were the method specified preservation and holding time requirements met?	☑ Yes ☐ No
1B	VPH and EPH Methods only: Was the VPH and EPH method conducted without significant modifications (see Section 11.3 of respective RCP methods)?	☐ Yes ☐ No ☑ N/A
2	Were all samples received by the laboratory in a condition consistent with that described on the associated chain-of-custody document(s)?	☑ Yes ☐ No
3	Were samples received at an appropriate temperature (< 6 degrees C.)?	☑ Yes ☐ No ☐ N/A
4	Were all QA/QC performance criteria specified in the CTDEP Reasonable Confidence Protocol documents achieved?	☑ Yes ☐ No
5A	Were reporting limits specified or referenced on the chain-of-custody?	☑ Yes ☐ No
5B	Were these reporting limits met?	☑ Yes ☐ No
6	For each analytical method referenced in this laboratory report package, were results reported for all constituents identified in the method-specific analyte lists presented in the Reasonable Confidence Protocol documents?	☑ Yes ☐ No
7	Are project-specific matrix spikes and laboratory duplicates included in this data set?	☐ Yes ☑ No

Notes: For all questions to which the response was "No" (with the exception of question #7), additional information must be provided in an attached narrative. If the answer to question #1, #1A, or #1B is "No", the data package does not meet the requirements for "Reasonable Confidence."
This form may not be altered and all questions must be answered.

I, the undersigned, attest under the pains and penalties of perjury that, to the best of my knowledge and belief and based upon my personal inquiry of those responsible for providing the information contained in this analytical report, such information is accurate and complete.

Authorized Signature: **Position:** **Laboratory Manager**

Printed Name: **Daren J. Damboragian** **Date:** **01/10/12**

Name of Laboratory: **Con-Test Analytical Laboratory**

This certification form is to be used for RCP methods only.

con-test® ANALYTICAL LABORATORY
39 Spruce Street * East Longmeadow, MA 01028 * FAX 413/525-6405 * TEL. 413/525-2332

January 4, 2012

Phil Rydel
Vanasse Hangen Brustlin, Inc. - CT
54 Tuttle Place
Middletown, CT 06457

Project Location: 25 Skinner Street
Client Job Number:
Project Number: 41770
Laboratory Work Order Number: 11L0904

Enclosed are results of analyses for samples received by the laboratory on December 23, 2011. If you have any questions concerning this report, please feel free to contact me.

Sincerely,

Holly L. Folsom
Project Manager

39 Spruce Street * East Longmeadow, MA 01028 * FAX 413/525-6405 * TEL. 413/525-2332

Vanasse Hangen Brustlin, Inc. - CT
54 Tuttle Place
Middletown, CT 06457
ATTN: Phil Rydel

REPORT DATE: 1/4/2012

PURCHASE ORDER NUMBER: 41770

PROJECT NUMBER: 41770

ANALYTICAL SUMMARY

WORK ORDER NUMBER: 11L0904

The results of analyses performed on the following samples submitted to the CON-TEST Analytical Laboratory are found in this report.

PROJECT LOCATION: 25 Skinner Street

FIELD SAMPLE #	LAB ID:	MATRIX	SAMPLE DESCRIPTION	TEST	SUB LAB
B-110 2ft	11L0904-01	Soil		CTDEP ETPH	
				SM 2540G	
				SW-846 6010C	
				SW-846 7471B	
				SW-846 8082A	
				SW-846 8260C	
				SW-846 8270D	
B-110 2 ft Dup	11L0904-02	Soil		CTDEP ETPH	
				SM 2540G	
				SW-846 6010C	
				SW-846 7471B	
				SW-846 8082A	
				SW-846 8260C	
				SW-846 8270D	
Trip Blank	11L0904-03	Trip Blank Water		SW-846 8260C	
B-111 2ft	11L0904-04	Soil		CTDEP ETPH	
				SM 2540G	
				SW-846 6010C	
				SW-846 7471B	
				SW-846 8082A	
				SW-846 8260C	
				SW-846 8270D	
B-112	11L0904-05	Soil		CTDEP ETPH	
				SM 2540G	
				SW-846 6010C	
				SW-846 7471B	
				SW-846 8082A	
				SW-846 8260C	
				SW-846 8270D	
B-113 2ft	11L0904-06	Soil		CTDEP ETPH	
				SM 2540G	
				SW-846 6010C	
				SW-846 7471B	
				SW-846 8082A	
				SW-846 8260C	
				SW-846 8270D	

39 Spruce Street * East Longmeadow, MA 01028 * FAX 413/525-6405 * TEL. 413/525-2332

Vanasse Hangen Brustlin, Inc. - CT
54 Tuttle Place
Middletown, CT 06457
ATTN: Phil Rydel

REPORT DATE: 1/4/2012

PURCHASE ORDER NUMBER: 41770

PROJECT NUMBER: 41770

ANALYTICAL SUMMARY

WORK ORDER NUMBER: 11L0904

The results of analyses performed on the following samples submitted to the CON-TEST Analytical Laboratory are found in this report.

PROJECT LOCATION: 25 Skinner Street

FIELD SAMPLE #	LAB ID:	MATRIX	SAMPLE DESCRIPTION	TEST	SUB LAB
B-114	11L0904-07	Soil		CTDEP ETPH	
				SM 2540G	
				SW-846 6010C	
				SW-846 7471B	
				SW-846 8082A	
				SW-846 8260C	
				SW-846 8270D	
B-119 1.5ft	11L0904-08	Soil		CTDEP ETPH	
				SM 2540G	
				SW-846 6010C	
				SW-846 7471B	
				SW-846 8082A	
				SW-846 8260C	
				SW-846 8270D	
B-120 2ft	11L0904-09	Soil		CTDEP ETPH	
				SM 2540G	
				SW-846 6010C	
				SW-846 7471B	
				SW-846 8082A	
				SW-846 8260C	
				SW-846 8270D	
B-118	11L0904-10	Soil		CTDEP ETPH	
				SM 2540G	
				SW-846 6010C	
				SW-846 7471B	
				SW-846 8260C	
				SW-846 8270D	
Void Sludge	11L0904-11	Soil		CTDEP ETPH	
				SM 2540G	
				SW-846 6010C	
				SW-846 7471B	
				SW-846 8082A	
				SW-846 8260C	
				SW-846 8270D	

39 Spruce Street * East Longmeadow, MA 01028 * FAX 413/525-6405 * TEL. 413/525-2332

Vanasse Hangen Brustlin, Inc. - CT
54 Tuttle Place
Middletown, CT 06457
ATTN: Phil Rydel

REPORT DATE: 1/4/2012

PURCHASE ORDER NUMBER: 41770

PROJECT NUMBER: 41770

ANALYTICAL SUMMARY

WORK ORDER NUMBER: 11L0904

The results of analyses performed on the following samples submitted to the CON-TEST Analytical Laboratory are found in this report.

PROJECT LOCATION: 25 Skinner Street

FIELD SAMPLE #	LAB ID:	MATRIX	SAMPLE DESCRIPTION	TEST	SUB LAB
Drum Contents	11L0904-12	Product/Solid		CTDEP ETPH	
				EPA/600/R-93/116	M-MA1042/CT PH-0209/NY11632/AIHA 102754
				SW-846 6010C	
				SW-846 7471B	
				SW-846 8082A	
				SW-846 8260C	
				SW-846 8270D	

39 Spruce Street * East Longmeadow, MA 01028 * FAX 413/525-6405 * TEL. 413/525-2332

CASE NARRATIVE SUMMARY

All reported results are within defined laboratory quality control objectives unless listed below or otherwise qualified in this report.

For method 8270, only PAH compounds were requested and reported.

39 Spruce Street * East Longmeadow, MA 01028 * FAX 413/525-6405 * TEL. 413/525-2332

CTDEP ETPH

Qualifications:

Matrix spike recovery and matrix spike duplicate recovery outside of control limits. Possibility of sample matrix effects that lead to a high bias for reported result or non-homogeneous sample aliquots cannot be eliminated.

Analyte & Samples(s) Qualified:

CT ETPH

11L0904-01[B-110 2ft], B043445-MS1, B043445-MSD1

The surrogate recovery for this sample is not available due to sample dilution below the surrogate reporting limit required from high analyte concentration and/or matrix interferences.

Analyte & Samples(s) Qualified:

o-Terphenyl

11L0904-05[B-112], 11L0904-11[Void Sludge]

SW-846 6010C

Qualifications:

Elevated reporting limit due to high concentration of an interfering analyte(s).

Analyte & Samples(s) Qualified:

Selenium, Thallium

11L0904-09[B-120 2ft], 11L0904-04[B-111 2ft]

Result is serial dilution as per MA CAM/ CT RCP regulation.

Analyte & Samples(s) Qualified:

B043559-DUP2

Matrix spike and spike duplicate recovery is outside of control limits. Analysis is in control based on laboratory fortified blank recovery. Possiblity of matrix effects that lead to low bias or non-homogeneous sample aliquot cannot be eliminated.

Analyte & Samples(s) Qualified:

Antimony

11L0904-01RE1[B-110 2ft], B043733-MS1, B043733-MSD1

Sample to spike ratio is greater than or equal to 4:1. Spiked amount is not representative of the native amount in the sample. Appropriate or meaningful recoveries cannot be calculated.

Analyte & Samples(s) Qualified:

Copper, Lead, Zinc

11L0904-01[B-110 2ft], B043559-MS1, B043559-MSD1

Either matrix spike or MS duplicate is outside of control limits, but the other is within limits. RPD between the two MS/MSD results is within method specified criteria.

Analyte & Samples(s) Qualified:

Barium

B043733-MS1

SW-846 7470A

Qualifications:

Either laboratory fortified blank/laboratory control sample or duplicate recovery is outside of control limits, but the other is within limits. RPD between the two LFB/LCS results is within method specified criteria.

Analyte & Samples(s) Qualified:

Mercury

B043610-BS1

Sample to spike ratio is greater than or equal to 4:1. Spiked amount is not representative of the native amount in the sample. Appropriate or meaningful recoveries cannot be calculated.

Analyte & Samples(s) Qualified:

Mercury

11L0904-01[B-110 2ft], B043610-MS1, B043610-MSD1

SW-846 7471B

Qualifications:

Either laboratory fortified blank/laboratory control sample or duplicate recovery is outside of control limits, but the other is within limits. RPD between the two LFB/LCS results is within method specified criteria.

Analyte & Samples(s) Qualified:

Mercury

B043610-BS1

Sample to spike ratio is greater than or equal to 4:1. Spiked amount is not representative of the native amount in the sample. Appropriate or meaningful recoveries cannot be calculated.

Analyte & Samples(s) Qualified:

Mercury

11L0904-01[B-110 2ft], B043610-MS1, B043610-MSD1

SW-846 8260C

Qualifications:

Reported result is estimated. Value reported over verified calibration range.

Analyte & Samples(s) Qualified:

m+p Xylene

11L0904-11[Void Sludge]

Laboratory fortified blank /laboratory control sample recovery outside of control limits. Data validation is not affected since all results are "not detected" for all samples in this batch for this compound and bias is on the high side.

Analyte & Samples(s) Qualified:

1,1,2-Trichloro-1,2,2-trifluoroethane (Freon 113), 1,1-Dichloroethylene, Isopropylbenzene (Cumene), sec-Butylbenzene

B043492-BS1

Laboratory fortified blank/laboratory control sample recovery is outside of control limits. Reported value for this compound is likely to be biased on the low side.

Analyte & Samples(s) Qualified:

1,2-Dibromo-3-chloropropane (DBCP), Acrylonitrile, Bromoform, Chloromethane, Dichlorodifluoromethane (Freon 12), Methylene Chloride, Naphthalene, trans-1,3-Dichloropropene

11L0904-11[Void Sludge], 11L0904-11RE1[Void Sludge], B043600-BLK1, B043600-BS1, 11L0904-12[Drum Contents], B043551-BLK1, B043551-BS1

Matrix spike and spike duplicate recovery is outside of control limits. Analysis is in control based on laboratory fortified blank recovery. Possiblity of matrix effects that lead to low bias or non-homogeneous sample aliquot cannot be eliminated.

Analyte & Samples(s) Qualified:

2,2-Dichloropropane, Chloromethane, Dichlorodifluoromethane (Freon 12), Naphthalene

11L0904-01[B-110 2ft], B043492-MS1, B043492-MSD1

Either matrix spike or MS duplicate is outside of control limits, but the other is within limits. RPD between the two MS/MSD results is within method specified criteria.

Analyte & Samples(s) Qualified:

1,2,4-Trichlorobenzene, Isopropylbenzene (Cumene)

B043492-MS1, B043492-MSD1

Either matrix spike or MS duplicate is outside of control limits, but the other is within limits. RPD between the two MS/MSD results is outside of the method specified criteria. Reduced precision anticipated for any reported result for this compound.

Analyte & Samples(s) Qualified:

1,2,3-Trichlorobenzene, Hexachlorobutadiene

B043492-MS1

Either matrix spike or matrix spike duplicate is outside of control limits, but the other is within limits. Analysis is in control based on laboratory fortified blank recovery.

Analyte & Samples(s) Qualified:

1,2-Dibromo-3-chloropropane (DBCP), 2-Hexanone (MBK), Methyl tert-Butyl Ether (MTBE), trans-1,3-Dichloropropene, trans-1,4-Dichloro-2-butene

B043492-MS1

Matrix spike duplicate RPD is outside of control limits. Reduced precision is anticipated for reported result for this compound in this sample.

Analyte & Samples(s) Qualified:

1,1,2,2-Tetrachloroethane, 1,1,2-Trichloroethane, 1,2,3-Trichlorobenzene, 1,2,4-Trichlorobenzene, Dibromomethane, Hexachlorobutadiene, Naphthalene

11L0904-01[B-110 2ft], B043492-MS1, B043492-MSD1

Surrogate recovery is outside of control limits, matrix interference suspected. Reanalysis yielded similar surrogate non-conformance.

Analyte & Samples(s) Qualified:

1,2-Dichloroethane-d4

11L0904-11[Void Sludge], 11L0904-11RE1[Void Sludge]

Continuing calibration did not meet method specifications and was biased on the low side for this compound. Increased uncertainty is associated with the reported value which is likely to be biased on the low side.

Analyte & Samples(s) Qualified:

1,2,4-Trichlorobenzene, 1,2-Dibromo-3-chloropropane (DBCP), 2,2-Dichloropropane, Bromoform, Chloromethane, Dichlorodifluoromethane (Freon 12), Methylene Chloride, Naphthalene, trans-1,3-Dichloropropene, trans-1,4-Dichloro-2-butene

11L0904-12[Drum Contents], B043551-BLK1, B043551-BS1, 11L0904-01[B-110 2ft], 11L0904-02[B-110 2 ft Dup], 11L0904-03[Trip Blank], 11L0904-04[B-111 2ft], 11L0904-05[B-112], 11L0904-06[B-113 2ft], 11L0904-07[B-114], 11L0904-08[B-119 1.5ft], 11L0904-09[B-120 2ft], 11L0904-10[B-118], 11L0904-11[Void Sludge], 11L0904-11RE1[Void Sludge], B043492-BLK1, B043492-BS1, B043492-MS1, B043492-MSD1, B043600-BLK1, B043600-BS1

Response factor is less than method specified minimum acceptable value. Reduced precision and accuracy are associated with reported result.

Analyte & Samples(s) Qualified:

2-Butanone (MEK), Acetone, Acrylonitrile, Tetrahydrofuran

11L0904-01[B-110 2ft], 11L0904-02[B-110 2 ft Dup], 11L0904-03[Trip Blank], 11L0904-04[B-111 2ft], 11L0904-05[B-112], 11L0904-06[B-113 2ft], 11L0904-07[B-114], 11L0904-08[B-119 1.5ft], 11L0904-09[B-120 2ft], 11L0904-10[B-118], 11L0904-12[Drum Contents], B043492-BLK1, B043492-BS1, B043492-MS1, B043492-MSD1, B043551-BLK1, B043551-BS1

Continuing calibration did not meet method specifications and was biased on the high side. Data validation is not affected since sample result was "not detected" for this compound.

Analyte & Samples(s) Qualified:

Acetone

B043551-BS1

SW-846 8270D

Qualifications:

39 Spruce Street * East Longmeadow, MA 01028 * FAX 413/525-6405 * TEL. 413/525-2332

Matrix spike and spike duplicate recovery is outside of control limits. Analysis is in control based on laboratory fortified blank recovery. Possiblity of matrix effects that lead to low bias or non-homogeneous sample aliquot cannot be eliminated.

Analyte & Samples(s) Qualified:

Benzo(g,h,i)perylene, Indeno(1,2,3-cd)pyrene

B043536-MS1, B043536-MSD1

Continuing calibration did not meet method specifications and was biased on the high side for this compound. Increased uncertainty is associated with the reported value which is likely to be biased on the high side.

Analyte & Samples(s) Qualified:

Pyrene

B043726-BS1, B043726-BSD1

Continuing calibration did not meet method specifications and was biased on the high side. Data validation is not affected since sample result was "not detected" for this compound.

Analyte & Samples(s) Qualified:

Pyrene

11L0904-12[Drum Contents]

The results of analyses reported only relate to samples submitted to the Con-Test Analytical Laboratory for testing.
I certify that the analyses listed above, unless specifically listed as subcontracted, if any, were performed under my direction according to the approved methodologies listed in this document, and that based upon my inquiry of those individuuals immediately responsible for obtaining the information, the material contained in this report is, to the best of my knowledge and belief, accurate and complete.

Daren J. Damboragian
Laboratory Manager

con-test® ANALYTICAL LABORATORY

39 Spruce Street * East Longmeadow, MA 01028 * FAX 413/525-6405 * TEL. 413/525-2332

Project Location: 25 Skinner Street | Sample Description: | Work Order: 11L0904

Date Received: 12/23/2011

Field Sample #: B-110 2ft | Sampled: 12/22/2011 08:00

Sample ID: 11L0904-01

Sample Matrix: Soil

Volatile Organic Compounds by GC/MS

Analyte	Results	RL	Units	Dilution	Flag	Method	Date Prepared	Date/Time Analyzed	Analyst
Acetone	ND	0.081	mg/Kg dry	1	V-16	SW-846 8260C	12/27/11	12/27/11 11:26	MFF
Acrylonitrile	ND	0.0048	mg/Kg dry	1	V-16	SW-846 8260C	12/27/11	12/27/11 11:26	MFF
Benzene	ND	0.0016	mg/Kg dry	1		SW-846 8260C	12/27/11	12/27/11 11:26	MFF
Bromobenzene	ND	0.0016	mg/Kg dry	1		SW-846 8260C	12/27/11	12/27/11 11:26	MFF
Bromodichloromethane	ND	0.0016	mg/Kg dry	1		SW-846 8260C	12/27/11	12/27/11 11:26	MFF
Bromoform	ND	0.0016	mg/Kg dry	1		SW-846 8260C	12/27/11	12/27/11 11:26	MFF
Bromomethane	ND	0.0081	mg/Kg dry	1		SW-846 8260C	12/27/11	12/27/11 11:26	MFF
2-Butanone (MEK)	ND	0.032	mg/Kg dry	1	V-16	SW-846 8260C	12/27/11	12/27/11 11:26	MFF
n-Butylbenzene	ND	0.0016	mg/Kg dry	1		SW-846 8260C	12/27/11	12/27/11 11:26	MFF
sec-Butylbenzene	ND	0.0016	mg/Kg dry	1		SW-846 8260C	12/27/11	12/27/11 11:26	MFF
tert-Butylbenzene	ND	0.0016	mg/Kg dry	1		SW-846 8260C	12/27/11	12/27/11 11:26	MFF
Carbon Disulfide	ND	0.0048	mg/Kg dry	1		SW-846 8260C	12/27/11	12/27/11 11:26	MFF
Carbon Tetrachloride	ND	0.0016	mg/Kg dry	1		SW-846 8260C	12/27/11	12/27/11 11:26	MFF
Chlorobenzene	ND	0.0016	mg/Kg dry	1		SW-846 8260C	12/27/11	12/27/11 11:26	MFF
Chlorodibromomethane	ND	0.0016	mg/Kg dry	1		SW-846 8260C	12/27/11	12/27/11 11:26	MFF
Chloroethane	ND	0.016	mg/Kg dry	1		SW-846 8260C	12/27/11	12/27/11 11:26	MFF
Chloroform	ND	0.0032	mg/Kg dry	1		SW-846 8260C	12/27/11	12/27/11 11:26	MFF
Chloromethane	ND	0.0081	mg/Kg dry	1	MS-07A, V-05	SW-846 8260C	12/27/11	12/27/11 11:26	MFF
2-Chlorotoluene	ND	0.0016	mg/Kg dry	1		SW-846 8260C	12/27/11	12/27/11 11:26	MFF
4-Chlorotoluene	ND	0.0016	mg/Kg dry	1		SW-846 8260C	12/27/11	12/27/11 11:26	MFF
1,2-Dibromo-3-chloropropane (DBCP)	ND	0.0032	mg/Kg dry	1	V-05	SW-846 8260C	12/27/11	12/27/11 11:26	MFF
1,2-Dibromoethane (EDB)	ND	0.00081	mg/Kg dry	1		SW-846 8260C	12/27/11	12/27/11 11:26	MFF
Dibromomethane	ND	0.0016	mg/Kg dry	1	R-06	SW-846 8260C	12/27/11	12/27/11 11:26	MFF
1,2-Dichlorobenzene	ND	0.0016	mg/Kg dry	1		SW-846 8260C	12/27/11	12/27/11 11:26	MFF
1,3-Dichlorobenzene	ND	0.0016	mg/Kg dry	1		SW-846 8260C	12/27/11	12/27/11 11:26	MFF
1,4-Dichlorobenzene	ND	0.0016	mg/Kg dry	1		SW-846 8260C	12/27/11	12/27/11 11:26	MFF
trans-1,4-Dichloro-2-butene	ND	0.0032	mg/Kg dry	1	V-05	SW-846 8260C	12/27/11	12/27/11 11:26	MFF
Dichlorodifluoromethane (Freon 12)	ND	0.016	mg/Kg dry	1	MS-07A, V-05	SW-846 8260C	12/27/11	12/27/11 11:26	MFF
1,1-Dichloroethane	ND	0.0016	mg/Kg dry	1		SW-846 8260C	12/27/11	12/27/11 11:26	MFF
1,2-Dichloroethane	ND	0.0016	mg/Kg dry	1		SW-846 8260C	12/27/11	12/27/11 11:26	MFF
1,1-Dichloroethylene	ND	0.0032	mg/Kg dry	1		SW-846 8260C	12/27/11	12/27/11 11:26	MFF
cis-1,2-Dichloroethylene	ND	0.0016	mg/Kg dry	1		SW-846 8260C	12/27/11	12/27/11 11:26	MFF
trans-1,2-Dichloroethylene	ND	0.0016	mg/Kg dry	1		SW-846 8260C	12/27/11	12/27/11 11:26	MFF
1,2-Dichloropropane	ND	0.0016	mg/Kg dry	1		SW-846 8260C	12/27/11	12/27/11 11:26	MFF
1,3-Dichloropropane	ND	0.00081	mg/Kg dry	1		SW-846 8260C	12/27/11	12/27/11 11:26	MFF
2,2-Dichloropropane	ND	0.0016	mg/Kg dry	1	MS-07A, V-05	SW-846 8260C	12/27/11	12/27/11 11:26	MFF
1,1-Dichloropropene	ND	0.0016	mg/Kg dry	1		SW-846 8260C	12/27/11	12/27/11 11:26	MFF
cis-1,3-Dichloropropene	ND	0.00081	mg/Kg dry	1		SW-846 8260C	12/27/11	12/27/11 11:26	MFF
trans-1,3-Dichloropropene	ND	0.00081	mg/Kg dry	1		SW-846 8260C	12/27/11	12/27/11 11:26	MFF
Ethylbenzene	ND	0.0016	mg/Kg dry	1		SW-846 8260C	12/27/11	12/27/11 11:26	MFF
Hexachlorobutadiene	ND	0.0016	mg/Kg dry	1	R-06	SW-846 8260C	12/27/11	12/27/11 11:26	MFF
2-Hexanone (MBK)	ND	0.016	mg/Kg dry	1		SW-846 8260C	12/27/11	12/27/11 11:26	MFF
Isopropylbenzene (Cumene)	ND	0.0016	mg/Kg dry	1		SW-846 8260C	12/27/11	12/27/11 11:26	MFF

con-test® ANALYTICAL LABORATORY

39 Spruce Street * East Longmeadow, MA 01028 * FAX 413/525-6405 * TEL. 413/525-2332

Project Location: 25 Skinner Street | Sample Description: | Work Order: 11L0904

Date Received: 12/23/2011

Field Sample #: B-110 2ft | Sampled: 12/22/2011 08:00

Sample ID: 11L0904-01

Sample Matrix: Soil

Volatile Organic Compounds by GC/MS

Analyte	Results	RL	Units	Dilution	Flag	Method	Date Prepared	Date/Time Analyzed	Analyst
p-Isopropyltoluene (p-Cymene)	ND	0.0016	mg/Kg dry	1		SW-846 8260C	12/27/11	12/27/11 11:26	MFF
Methyl tert-Butyl Ether (MTBE)	ND	0.0032	mg/Kg dry	1		SW-846 8260C	12/27/11	12/27/11 11:26	MFF
Methylene Chloride	ND	0.016	mg/Kg dry	1		SW-846 8260C	12/27/11	12/27/11 11:26	MFF
4-Methyl-2-pentanone (MIBK)	ND	0.016	mg/Kg dry	1		SW-846 8260C	12/27/11	12/27/11 11:26	MFF
Naphthalene	ND	0.0032	mg/Kg dry	1	MS-07A, V-05	SW-846 8260C	12/27/11	12/27/11 11:26	MFF
n-Propylbenzene	ND	0.0016	mg/Kg dry	1		SW-846 8260C	12/27/11	12/27/11 11:26	MFF
Styrene	ND	0.0016	mg/Kg dry	1		SW-846 8260C	12/27/11	12/27/11 11:26	MFF
1,1,1,2-Tetrachloroethane	ND	0.0016	mg/Kg dry	1		SW-846 8260C	12/27/11	12/27/11 11:26	MFF
1,1,2,2-Tetrachloroethane	ND	0.00081	mg/Kg dry	1	R-06	SW-846 8260C	12/27/11	12/27/11 11:26	MFF
Tetrachloroethylene	ND	0.0016	mg/Kg dry	1		SW-846 8260C	12/27/11	12/27/11 11:26	MFF
Tetrahydrofuran	ND	0.0081	mg/Kg dry	1	V-16	SW-846 8260C	12/27/11	12/27/11 11:26	MFF
Toluene	ND	0.0016	mg/Kg dry	1		SW-846 8260C	12/27/11	12/27/11 11:26	MFF
1,2,3-Trichlorobenzene	ND	0.0016	mg/Kg dry	1	R-06	SW-846 8260C	12/27/11	12/27/11 11:26	MFF
1,2,4-Trichlorobenzene	ND	0.0016	mg/Kg dry	1	R-06	SW-846 8260C	12/27/11	12/27/11 11:26	MFF
1,1,1-Trichloroethane	ND	0.0016	mg/Kg dry	1		SW-846 8260C	12/27/11	12/27/11 11:26	MFF
1,1,2-Trichloroethane	ND	0.0016	mg/Kg dry	1	R-06	SW-846 8260C	12/27/11	12/27/11 11:26	MFF
Trichloroethylene	ND	0.0016	mg/Kg dry	1		SW-846 8260C	12/27/11	12/27/11 11:26	MFF
Trichlorofluoromethane (Freon 11)	ND	0.0081	mg/Kg dry	1		SW-846 8260C	12/27/11	12/27/11 11:26	MFF
1,2,3-Trichloropropane	ND	0.0016	mg/Kg dry	1		SW-846 8260C	12/27/11	12/27/11 11:26	MFF
1,1,2-Trichloro-1,2,2-trifluoroethane (Freon 113)	ND	0.0081	mg/Kg dry	1		SW-846 8260C	12/27/11	12/27/11 11:26	MFF
1,2,4-Trimethylbenzene	ND	0.0016	mg/Kg dry	1		SW-846 8260C	12/27/11	12/27/11 11:26	MFF
1,3,5-Trimethylbenzene	ND	0.0016	mg/Kg dry	1		SW-846 8260C	12/27/11	12/27/11 11:26	MFF
Vinyl Chloride	ND	0.0081	mg/Kg dry	1		SW-846 8260C	12/27/11	12/27/11 11:26	MFF
m+p Xylene	ND	0.0032	mg/Kg dry	1		SW-846 8260C	12/27/11	12/27/11 11:26	MFF
o-Xylene	ND	0.0016	mg/Kg dry	1		SW-846 8260C	12/27/11	12/27/11 11:26	MFF

Surrogates	% Recovery	Recovery Limits	Flag	
1,2-Dichloroethane-d4	81.1	70-130		12/27/11 11:26
Toluene-d8	106	70-130		12/27/11 11:26
4-Bromofluorobenzene	89.8	70-130		12/27/11 11:26

con-test® ANALYTICAL LABORATORY

39 Spruce Street * East Longmeadow, MA 01028 * FAX 413/525-6405 * TEL. 413/525-2332

Project Location: 25 Skinner Street | Sample Description: | Work Order: 11L0904

Date Received: 12/23/2011

Field Sample #: B-110 2ft | Sampled: 12/22/2011 08:00

Sample ID: 11L0904-01

Sample Matrix: Soil

Semivolatile Organic Compounds by GC/MS

Analyte	Results	RL	Units	Dilution	Flag	Method	Date Prepared	Date/Time Analyzed	Analyst
Acenaphthene	ND	0.19	mg/Kg dry	1		SW-846 8270D	12/28/11	12/29/11 20:15	CDT
Acenaphthylene	ND	0.19	mg/Kg dry	1		SW-846 8270D	12/28/11	12/29/11 20:15	CDT
Anthracene	ND	0.19	mg/Kg dry	1		SW-846 8270D	12/28/11	12/29/11 20:15	CDT
Benzo(a)anthracene	ND	0.19	mg/Kg dry	1		SW-846 8270D	12/28/11	12/29/11 20:15	CDT
Benzo(a)pyrene	ND	0.19	mg/Kg dry	1		SW-846 8270D	12/28/11	12/29/11 20:15	CDT
Benzo(b)fluoranthene	0.19	0.19	mg/Kg dry	1		SW-846 8270D	12/28/11	12/29/11 20:15	CDT
Benzo(g,h,i)perylene	0.28	0.19	mg/Kg dry	1		SW-846 8270D	12/28/11	12/29/11 20:15	CDT
Benzo(k)fluoranthene	ND	0.19	mg/Kg dry	1		SW-846 8270D	12/28/11	12/29/11 20:15	CDT
Chrysene	ND	0.19	mg/Kg dry	1		SW-846 8270D	12/28/11	12/29/11 20:15	CDT
Dibenz(a,h)anthracene	ND	0.19	mg/Kg dry	1		SW-846 8270D	12/28/11	12/29/11 20:15	CDT
Fluoranthene	ND	0.19	mg/Kg dry	1		SW-846 8270D	12/28/11	12/29/11 20:15	CDT
Fluorene	ND	0.19	mg/Kg dry	1		SW-846 8270D	12/28/11	12/29/11 20:15	CDT
Indeno(1,2,3-cd)pyrene	0.26	0.19	mg/Kg dry	1		SW-846 8270D	12/28/11	12/29/11 20:15	CDT
2-Methylnaphthalene	ND	0.19	mg/Kg dry	1		SW-846 8270D	12/28/11	12/29/11 20:15	CDT
Naphthalene	ND	0.19	mg/Kg dry	1		SW-846 8270D	12/28/11	12/29/11 20:15	CDT
Phenanthrene	ND	0.19	mg/Kg dry	1		SW-846 8270D	12/28/11	12/29/11 20:15	CDT
Pyrene	0.22	0.19	mg/Kg dry	1		SW-846 8270D	12/28/11	12/29/11 20:15	CDT

Surrogates	% Recovery	Recovery Limits	Flag	
Nitrobenzene-d5	60.3	30-130		12/29/11 20:15
2-Fluorobiphenyl	58.4	30-130		12/29/11 20:15
Terphenyl-d14	65.1	30-130		12/29/11 20:15

con-test® ANALYTICAL LABORATORY

39 Spruce Street * East Longmeadow, MA 01028 * FAX 413/525-6405 * TEL. 413/525-2332

Project Location: 25 Skinner Street | Sample Description: | Work Order: 11L0904

Date Received: 12/23/2011

Field Sample #: B-110 2ft | Sampled: 12/22/2011 08:00

Sample ID: 11L0904-01

Sample Matrix: Soil

Polychlorinated Biphenyls By GC/ECD

Analyte	Results	RL	Units	Dilution	Flag	Method	Date Prepared	Date/Time Analyzed	Analyst
Aroclor-1016 [1]	ND	0.11	mg/Kg dry	5		SW-846 8082A	12/28/11	12/31/11 4:14	JMB
Aroclor-1221 [1]	ND	0.11	mg/Kg dry	5		SW-846 8082A	12/28/11	12/31/11 4:14	JMB
Aroclor-1232 [1]	ND	0.11	mg/Kg dry	5		SW-846 8082A	12/28/11	12/31/11 4:14	JMB
Aroclor-1242 [1]	ND	0.11	mg/Kg dry	5		SW-846 8082A	12/28/11	12/31/11 4:14	JMB
Aroclor-1248 [1]	ND	0.11	mg/Kg dry	5		SW-846 8082A	12/28/11	12/31/11 4:14	JMB
Aroclor-1254 [1]	ND	0.11	mg/Kg dry	5		SW-846 8082A	12/28/11	12/31/11 4:14	JMB
Aroclor-1260 [1]	ND	0.11	mg/Kg dry	5		SW-846 8082A	12/28/11	12/31/11 4:14	JMB
Aroclor-1262 [1]	ND	0.11	mg/Kg dry	5		SW-846 8082A	12/28/11	12/31/11 4:14	JMB
Aroclor-1268 [1]	ND	0.11	mg/Kg dry	5		SW-846 8082A	12/28/11	12/31/11 4:14	JMB

Surrogates	% Recovery	Recovery Limits	Flag	
Decachlorobiphenyl [1]	94.6	30-150		12/31/11 4:14
Decachlorobiphenyl [2]	88.5	30-150		12/31/11 4:14
Tetrachloro-m-xylene [1]	100	30-150		12/31/11 4:14
Tetrachloro-m-xylene [2]	104	30-150		12/31/11 4:14

39 Spruce Street * East Longmeadow, MA 01028 * FAX 413/525-6405 * TEL. 413/525-2332

Project Location: 25 Skinner Street
Sample Description:
Work Order: 11L0904

Date Received: 12/23/2011

Field Sample #: B-110 2ft
Sampled: 12/22/2011 08:00

Sample ID: 11L0904-01

Sample Matrix: Soil

Petroleum Hydrocarbons Analyses

Analyte	Results	RL	Units	Dilution	Flag	Method	Date Prepared	Date/Time Analyzed	Analyst
CT ETPH	270	110	mg/Kg dry	10	MS-12	CTDEP ETPH	12/27/11	12/29/11 18:55	SCS

Surrogates	% Recovery	Recovery Limits	Flag	
o-Terphenyl	59.2	50-150		12/29/11 18:55

con-test® ANALYTICAL LABORATORY

39 Spruce Street * East Longmeadow, MA 01028 * FAX 413/525-6405 * TEL. 413/525-2332

Project Location: 25 Skinner Street | Sample Description: | Work Order: 11L0904

Date Received: 12/23/2011

Field Sample #: B-110 2ft | Sampled: 12/22/2011 08:00

Sample ID: 11L0904-01

Sample Matrix: Soil

Metals Analyses (Total)

Analyte	Results	RL	Units	Dilution	Flag	Method	Date Prepared	Date/Time Analyzed	Analyst
Antimony	9.2	2.7	mg/Kg dry	1	MS-07A	SW-846 6010C	1/3/12	1/3/12 12:47	OP
Arsenic	8.2	2.7	mg/Kg dry	1		SW-846 6010C	12/28/11	12/30/11 1:17	OP
Barium	92	2.7	mg/Kg dry	1		SW-846 6010C	1/3/12	1/3/12 12:47	OP
Beryllium	ND	0.27	mg/Kg dry	1		SW-846 6010C	12/28/11	12/30/11 9:55	OP
Cadmium	1.0	0.27	mg/Kg dry	1		SW-846 6010C	12/28/11	12/30/11 1:17	OP
Chromium	13	0.54	mg/Kg dry	1		SW-846 6010C	12/28/11	12/30/11 1:17	OP
Copper	920	0.54	mg/Kg dry	1	MS-19	SW-846 6010C	12/28/11	12/30/11 1:17	OP
Lead	490	0.81	mg/Kg dry	1	MS-19	SW-846 6010C	12/28/11	12/30/11 1:17	OP
Mercury	12	2.7	mg/Kg dry	100	MS-19	SW-846 7471B	12/29/11	12/30/11 12:34	AMR
Nickel	93	0.54	mg/Kg dry	1		SW-846 6010C	12/28/11	12/30/11 1:17	OP
Selenium	ND	5.4	mg/Kg dry	1		SW-846 6010C	12/28/11	12/30/11 1:17	OP
Silver	1.3	0.54	mg/Kg dry	1		SW-846 6010C	12/28/11	12/30/11 1:17	OP
Thallium	ND	2.7	mg/Kg dry	1		SW-846 6010C	12/28/11	12/30/11 1:17	OP
Vanadium	19	1.1	mg/Kg dry	1		SW-846 6010C	12/28/11	12/30/11 1:17	OP
Zinc	450	1.1	mg/Kg dry	1	MS-19	SW-846 6010C	12/28/11	12/30/11 1:17	OP

39 Spruce Street * East Longmeadow, MA 01028 * FAX 413/525-6405 * TEL. 413/525-2332

Project Location: 25 Skinner Street
Sample Description:
Work Order: 11L0904

Date Received: 12/23/2011

Field Sample #: B-110 2ft
Sampled: 12/22/2011 08:00

Sample ID: 11L0904-01

Sample Matrix: Soil

Conventional Chemistry Parameters by EPA/APHA/SW-846 Methods (Total)

Analyte	Results	RL	Units	Dilution	Flag	Method	Date Prepared	Date/Time Analyzed	Analyst
% Solids	91.0		% Wt	1		SM 2540G	12/28/11	12/30/11 0:26	ESH

con-test® ANALYTICAL LABORATORY

39 Spruce Street * East Longmeadow, MA 01028 * FAX 413/525-6405 * TEL. 413/525-2332

Project Location: 25 Skinner Street | Sample Description: | Work Order: 11L0904

Date Received: 12/23/2011

Field Sample #: B-110 2 ft Dup | Sampled: 12/22/2011 08:30

Sample ID: 11L0904-02

Sample Matrix: Soil

Volatile Organic Compounds by GC/MS

Analyte	Results	RL	Units	Dilution	Flag	Method	Date Prepared	Date/Time Analyzed	Analyst
Acetone	ND	0.069	mg/Kg dry	1	V-16	SW-846 8260C	12/27/11	12/27/11 11:55	MFF
Acrylonitrile	ND	0.0041	mg/Kg dry	1	V-16	SW-846 8260C	12/27/11	12/27/11 11:55	MFF
Benzene	ND	0.0014	mg/Kg dry	1		SW-846 8260C	12/27/11	12/27/11 11:55	MFF
Bromobenzene	ND	0.0014	mg/Kg dry	1		SW-846 8260C	12/27/11	12/27/11 11:55	MFF
Bromodichloromethane	ND	0.0014	mg/Kg dry	1		SW-846 8260C	12/27/11	12/27/11 11:55	MFF
Bromoform	ND	0.0014	mg/Kg dry	1		SW-846 8260C	12/27/11	12/27/11 11:55	MFF
Bromomethane	ND	0.0069	mg/Kg dry	1		SW-846 8260C	12/27/11	12/27/11 11:55	MFF
2-Butanone (MEK)	ND	0.028	mg/Kg dry	1	V-16	SW-846 8260C	12/27/11	12/27/11 11:55	MFF
n-Butylbenzene	ND	0.0014	mg/Kg dry	1		SW-846 8260C	12/27/11	12/27/11 11:55	MFF
sec-Butylbenzene	ND	0.0014	mg/Kg dry	1		SW-846 8260C	12/27/11	12/27/11 11:55	MFF
tert-Butylbenzene	ND	0.0014	mg/Kg dry	1		SW-846 8260C	12/27/11	12/27/11 11:55	MFF
Carbon Disulfide	ND	0.0041	mg/Kg dry	1		SW-846 8260C	12/27/11	12/27/11 11:55	MFF
Carbon Tetrachloride	ND	0.0014	mg/Kg dry	1		SW-846 8260C	12/27/11	12/27/11 11:55	MFF
Chlorobenzene	ND	0.0014	mg/Kg dry	1		SW-846 8260C	12/27/11	12/27/11 11:55	MFF
Chlorodibromomethane	ND	0.0014	mg/Kg dry	1		SW-846 8260C	12/27/11	12/27/11 11:55	MFF
Chloroethane	ND	0.014	mg/Kg dry	1		SW-846 8260C	12/27/11	12/27/11 11:55	MFF
Chloroform	ND	0.0028	mg/Kg dry	1		SW-846 8260C	12/27/11	12/27/11 11:55	MFF
Chloromethane	ND	0.0069	mg/Kg dry	1	V-05	SW-846 8260C	12/27/11	12/27/11 11:55	MFF
2-Chlorotoluene	ND	0.0014	mg/Kg dry	1		SW-846 8260C	12/27/11	12/27/11 11:55	MFF
4-Chlorotoluene	ND	0.0014	mg/Kg dry	1		SW-846 8260C	12/27/11	12/27/11 11:55	MFF
1,2-Dibromo-3-chloropropane (DBCP)	ND	0.0028	mg/Kg dry	1	V-05	SW-846 8260C	12/27/11	12/27/11 11:55	MFF
1,2-Dibromoethane (EDB)	ND	0.00069	mg/Kg dry	1		SW-846 8260C	12/27/11	12/27/11 11:55	MFF
Dibromomethane	ND	0.0014	mg/Kg dry	1		SW-846 8260C	12/27/11	12/27/11 11:55	MFF
1,2-Dichlorobenzene	ND	0.0014	mg/Kg dry	1		SW-846 8260C	12/27/11	12/27/11 11:55	MFF
1,3-Dichlorobenzene	ND	0.0014	mg/Kg dry	1		SW-846 8260C	12/27/11	12/27/11 11:55	MFF
1,4-Dichlorobenzene	ND	0.0014	mg/Kg dry	1		SW-846 8260C	12/27/11	12/27/11 11:55	MFF
trans-1,4-Dichloro-2-butene	ND	0.0028	mg/Kg dry	1	V-05	SW-846 8260C	12/27/11	12/27/11 11:55	MFF
Dichlorodifluoromethane (Freon 12)	ND	0.014	mg/Kg dry	1	V-05	SW-846 8260C	12/27/11	12/27/11 11:55	MFF
1,1-Dichloroethane	ND	0.0014	mg/Kg dry	1		SW-846 8260C	12/27/11	12/27/11 11:55	MFF
1,2-Dichloroethane	ND	0.0014	mg/Kg dry	1		SW-846 8260C	12/27/11	12/27/11 11:55	MFF
1,1-Dichloroethylene	ND	0.0028	mg/Kg dry	1		SW-846 8260C	12/27/11	12/27/11 11:55	MFF
cis-1,2-Dichloroethylene	ND	0.0014	mg/Kg dry	1		SW-846 8260C	12/27/11	12/27/11 11:55	MFF
trans-1,2-Dichloroethylene	ND	0.0014	mg/Kg dry	1		SW-846 8260C	12/27/11	12/27/11 11:55	MFF
1,2-Dichloropropane	ND	0.0014	mg/Kg dry	1		SW-846 8260C	12/27/11	12/27/11 11:55	MFF
1,3-Dichloropropane	ND	0.00069	mg/Kg dry	1		SW-846 8260C	12/27/11	12/27/11 11:55	MFF
2,2-Dichloropropane	ND	0.0014	mg/Kg dry	1	V-05	SW-846 8260C	12/27/11	12/27/11 11:55	MFF
1,1-Dichloropropene	ND	0.0014	mg/Kg dry	1		SW-846 8260C	12/27/11	12/27/11 11:55	MFF
cis-1,3-Dichloropropene	ND	0.00069	mg/Kg dry	1		SW-846 8260C	12/27/11	12/27/11 11:55	MFF
trans-1,3-Dichloropropene	ND	0.00069	mg/Kg dry	1		SW-846 8260C	12/27/11	12/27/11 11:55	MFF
Ethylbenzene	ND	0.0014	mg/Kg dry	1		SW-846 8260C	12/27/11	12/27/11 11:55	MFF
Hexachlorobutadiene	ND	0.0014	mg/Kg dry	1		SW-846 8260C	12/27/11	12/27/11 11:55	MFF
2-Hexanone (MBK)	ND	0.014	mg/Kg dry	1		SW-846 8260C	12/27/11	12/27/11 11:55	MFF
Isopropylbenzene (Cumene)	ND	0.0014	mg/Kg dry	1		SW-846 8260C	12/27/11	12/27/11 11:55	MFF

con-test® ANALYTICAL LABORATORY

39 Spruce Street * East Longmeadow, MA 01028 * FAX 413/525-6405 * TEL. 413/525-2332

Project Location: 25 Skinner Street | Sample Description: | Work Order: 11L0904

Date Received: 12/23/2011

Field Sample #: B-110 2 ft Dup | Sampled: 12/22/2011 08:30

Sample ID: 11L0904-02

Sample Matrix: Soil

Volatile Organic Compounds by GC/MS

Analyte	Results	RL	Units	Dilution	Flag	Method	Date Prepared	Date/Time Analyzed	Analyst
p-Isopropyltoluene (p-Cymene)	ND	0.0014	mg/Kg dry	1		SW-846 8260C	12/27/11	12/27/11 11:55	MFF
Methyl tert-Butyl Ether (MTBE)	ND	0.0028	mg/Kg dry	1		SW-846 8260C	12/27/11	12/27/11 11:55	MFF
Methylene Chloride	ND	0.014	mg/Kg dry	1		SW-846 8260C	12/27/11	12/27/11 11:55	MFF
4-Methyl-2-pentanone (MIBK)	ND	0.014	mg/Kg dry	1		SW-846 8260C	12/27/11	12/27/11 11:55	MFF
Naphthalene	ND	0.0028	mg/Kg dry	1	V-05	SW-846 8260C	12/27/11	12/27/11 11:55	MFF
n-Propylbenzene	ND	0.0014	mg/Kg dry	1		SW-846 8260C	12/27/11	12/27/11 11:55	MFF
Styrene	ND	0.0014	mg/Kg dry	1		SW-846 8260C	12/27/11	12/27/11 11:55	MFF
1,1,1,2-Tetrachloroethane	ND	0.0014	mg/Kg dry	1		SW-846 8260C	12/27/11	12/27/11 11:55	MFF
1,1,2,2-Tetrachloroethane	ND	0.00069	mg/Kg dry	1		SW-846 8260C	12/27/11	12/27/11 11:55	MFF
Tetrachloroethylene	ND	0.0014	mg/Kg dry	1		SW-846 8260C	12/27/11	12/27/11 11:55	MFF
Tetrahydrofuran	ND	0.0069	mg/Kg dry	1	V-16	SW-846 8260C	12/27/11	12/27/11 11:55	MFF
Toluene	ND	0.0014	mg/Kg dry	1		SW-846 8260C	12/27/11	12/27/11 11:55	MFF
1,2,3-Trichlorobenzene	ND	0.0014	mg/Kg dry	1		SW-846 8260C	12/27/11	12/27/11 11:55	MFF
1,2,4-Trichlorobenzene	ND	0.0014	mg/Kg dry	1		SW-846 8260C	12/27/11	12/27/11 11:55	MFF
1,1,1-Trichloroethane	ND	0.0014	mg/Kg dry	1		SW-846 8260C	12/27/11	12/27/11 11:55	MFF
1,1,2-Trichloroethane	ND	0.0014	mg/Kg dry	1		SW-846 8260C	12/27/11	12/27/11 11:55	MFF
Trichloroethylene	ND	0.0014	mg/Kg dry	1		SW-846 8260C	12/27/11	12/27/11 11:55	MFF
Trichlorofluoromethane (Freon 11)	ND	0.0069	mg/Kg dry	1		SW-846 8260C	12/27/11	12/27/11 11:55	MFF
1,2,3-Trichloropropane	ND	0.0014	mg/Kg dry	1		SW-846 8260C	12/27/11	12/27/11 11:55	MFF
1,1,2-Trichloro-1,2,2-trifluoroethane (Freon 113)	ND	0.0069	mg/Kg dry	1		SW-846 8260C	12/27/11	12/27/11 11:55	MFF
1,2,4-Trimethylbenzene	ND	0.0014	mg/Kg dry	1		SW-846 8260C	12/27/11	12/27/11 11:55	MFF
1,3,5-Trimethylbenzene	ND	0.0014	mg/Kg dry	1		SW-846 8260C	12/27/11	12/27/11 11:55	MFF
Vinyl Chloride	ND	0.0069	mg/Kg dry	1		SW-846 8260C	12/27/11	12/27/11 11:55	MFF
m+p Xylene	ND	0.0028	mg/Kg dry	1		SW-846 8260C	12/27/11	12/27/11 11:55	MFF
o-Xylene	ND	0.0014	mg/Kg dry	1		SW-846 8260C	12/27/11	12/27/11 11:55	MFF

Surrogates	% Recovery	Recovery Limits	Flag	
1,2-Dichloroethane-d4	87.6	70-130		12/27/11 11:55
Toluene-d8	106	70-130		12/27/11 11:55
4-Bromofluorobenzene	92.2	70-130		12/27/11 11:55

con-test® ANALYTICAL LABORATORY

39 Spruce Street * East Longmeadow, MA 01028 * FAX 413/525-6405 * TEL. 413/525-2332

Project Location: 25 Skinner Street | Sample Description: | Work Order: 11L0904

Date Received: 12/23/2011

Field Sample #: B-110 2 ft Dup | Sampled: 12/22/2011 08:30

Sample ID: 11L0904-02

Sample Matrix: Soil

Semivolatile Organic Compounds by GC/MS

Analyte	Results	RL	Units	Dilution	Flag	Method	Date Prepared	Date/Time Analyzed	Analyst
Acenaphthene	ND	0.19	mg/Kg dry	1		SW-846 8270D	12/28/11	12/29/11 20:48	CDT
Acenaphthylene	ND	0.19	mg/Kg dry	1		SW-846 8270D	12/28/11	12/29/11 20:48	CDT
Anthracene	ND	0.19	mg/Kg dry	1		SW-846 8270D	12/28/11	12/29/11 20:48	CDT
Benzo(a)anthracene	ND	0.19	mg/Kg dry	1		SW-846 8270D	12/28/11	12/29/11 20:48	CDT
Benzo(a)pyrene	ND	0.19	mg/Kg dry	1		SW-846 8270D	12/28/11	12/29/11 20:48	CDT
Benzo(b)fluoranthene	ND	0.19	mg/Kg dry	1		SW-846 8270D	12/28/11	12/29/11 20:48	CDT
Benzo(g,h,i)perylene	ND	0.19	mg/Kg dry	1		SW-846 8270D	12/28/11	12/29/11 20:48	CDT
Benzo(k)fluoranthene	ND	0.19	mg/Kg dry	1		SW-846 8270D	12/28/11	12/29/11 20:48	CDT
Chrysene	ND	0.19	mg/Kg dry	1		SW-846 8270D	12/28/11	12/29/11 20:48	CDT
Dibenz(a,h)anthracene	ND	0.19	mg/Kg dry	1		SW-846 8270D	12/28/11	12/29/11 20:48	CDT
Fluoranthene	ND	0.19	mg/Kg dry	1		SW-846 8270D	12/28/11	12/29/11 20:48	CDT
Fluorene	ND	0.19	mg/Kg dry	1		SW-846 8270D	12/28/11	12/29/11 20:48	CDT
Indeno(1,2,3-cd)pyrene	ND	0.19	mg/Kg dry	1		SW-846 8270D	12/28/11	12/29/11 20:48	CDT
2-Methylnaphthalene	ND	0.19	mg/Kg dry	1		SW-846 8270D	12/28/11	12/29/11 20:48	CDT
Naphthalene	ND	0.19	mg/Kg dry	1		SW-846 8270D	12/28/11	12/29/11 20:48	CDT
Phenanthrene	ND	0.19	mg/Kg dry	1		SW-846 8270D	12/28/11	12/29/11 20:48	CDT
Pyrene	ND	0.19	mg/Kg dry	1		SW-846 8270D	12/28/11	12/29/11 20:48	CDT

Surrogates	% Recovery	Recovery Limits	Flag	
Nitrobenzene-d5	57.6	30-130		12/29/11 20:48
2-Fluorobiphenyl	58.4	30-130		12/29/11 20:48
Terphenyl-d14	65.7	30-130		12/29/11 20:48

39 Spruce Street * East Longmeadow, MA 01028 * FAX 413/525-6405 * TEL. 413/525-2332

Project Location: 25 Skinner Street | Sample Description: | Work Order: 11L0904

Date Received: 12/23/2011

Field Sample #: B-110 2 ft Dup | Sampled: 12/22/2011 08:30

Sample ID: 11L0904-02

Sample Matrix: Soil

Polychlorinated Biphenyls By GC/ECD

Analyte	Results	RL	Units	Dilution	Flag	Method	Date Prepared	Date/Time Analyzed	Analyst
Aroclor-1016 [1]	ND	0.11	mg/Kg dry	5		SW-846 8082A	12/28/11	12/31/11 4:26	JMB
Aroclor-1221 [1]	ND	0.11	mg/Kg dry	5		SW-846 8082A	12/28/11	12/31/11 4:26	JMB
Aroclor-1232 [1]	ND	0.11	mg/Kg dry	5		SW-846 8082A	12/28/11	12/31/11 4:26	JMB
Aroclor-1242 [1]	ND	0.11	mg/Kg dry	5		SW-846 8082A	12/28/11	12/31/11 4:26	JMB
Aroclor-1248 [1]	ND	0.11	mg/Kg dry	5		SW-846 8082A	12/28/11	12/31/11 4:26	JMB
Aroclor-1254 [1]	ND	0.11	mg/Kg dry	5		SW-846 8082A	12/28/11	12/31/11 4:26	JMB
Aroclor-1260 [1]	ND	0.11	mg/Kg dry	5		SW-846 8082A	12/28/11	12/31/11 4:26	JMB
Aroclor-1262 [1]	ND	0.11	mg/Kg dry	5		SW-846 8082A	12/28/11	12/31/11 4:26	JMB
Aroclor-1268 [1]	ND	0.11	mg/Kg dry	5		SW-846 8082A	12/28/11	12/31/11 4:26	JMB

Surrogates	% Recovery	Recovery Limits	Flag	
Decachlorobiphenyl [1]	103	30-150		12/31/11 4:26
Decachlorobiphenyl [2]	79.3	30-150		12/31/11 4:26
Tetrachloro-m-xylene [1]	88.9	30-150		12/31/11 4:26
Tetrachloro-m-xylene [2]	90.4	30-150		12/31/11 4:26

39 Spruce Street * East Longmeadow, MA 01028 * FAX 413/525-6405 * TEL. 413/525-2332

Project Location: 25 Skinner Street | Sample Description: | Work Order: 11L0904

Date Received: 12/23/2011

Field Sample #: B-110 2 ft Dup | Sampled: 12/22/2011 08:30

Sample ID: 11L0904-02

Sample Matrix: Soil

Petroleum Hydrocarbons Analyses

Analyte	Results	RL	Units	Dilution	Flag	Method	Date Prepared	Date/Time Analyzed	Analyst
CT ETPH	350	110	mg/Kg dry	10		CTDEP ETPH	12/27/11	12/30/11 20:37	SCS

Surrogates	% Recovery	Recovery Limits	Flag	
o-Terphenyl	85.9	50-150		12/30/11 20:37

con-test® ANALYTICAL LABORATORY

39 Spruce Street * East Longmeadow, MA 01028 * FAX 413/525-6405 * TEL. 413/525-2332

Project Location: 25 Skinner Street | Sample Description: | Work Order: 11L0904

Date Received: 12/23/2011

Field Sample #: B-110 2 ft Dup | Sampled: 12/22/2011 08:30

Sample ID: 11L0904-02

Sample Matrix: Soil

Metals Analyses (Total)

Analyte	Results	RL	Units	Dilution	Flag	Method	Date Prepared	Date/Time Analyzed	Analyst
Antimony	8.5	2.6	mg/Kg dry	1		SW-846 6010C	12/28/11	12/30/11 10:24	OP
Arsenic	5.4	2.6	mg/Kg dry	1		SW-846 6010C	12/28/11	12/30/11 2:03	OP
Barium	92	2.6	mg/Kg dry	1		SW-846 6010C	12/28/11	12/30/11 2:03	OP
Beryllium	ND	0.26	mg/Kg dry	1		SW-846 6010C	12/28/11	12/30/11 10:24	OP
Cadmium	1.1	0.26	mg/Kg dry	1		SW-846 6010C	12/28/11	12/30/11 2:03	OP
Chromium	14	0.52	mg/Kg dry	1		SW-846 6010C	12/28/11	12/30/11 2:03	OP
Copper	760	0.52	mg/Kg dry	1		SW-846 6010C	12/28/11	12/30/11 2:03	OP
Lead	290	0.79	mg/Kg dry	1		SW-846 6010C	12/28/11	12/30/11 2:03	OP
Mercury	11	2.8	mg/Kg dry	100		SW-846 7471B	12/28/11	12/29/11 12:40	AMR
Nickel	99	0.52	mg/Kg dry	1		SW-846 6010C	12/28/11	12/30/11 2:03	OP
Selenium	ND	5.2	mg/Kg dry	1		SW-846 6010C	12/28/11	12/30/11 2:03	OP
Silver	1.0	0.52	mg/Kg dry	1		SW-846 6010C	12/28/11	12/30/11 10:24	OP
Thallium	ND	2.6	mg/Kg dry	1		SW-846 6010C	12/28/11	12/30/11 2:03	OP
Vanadium	19	1.0	mg/Kg dry	1		SW-846 6010C	12/28/11	12/30/11 2:03	OP
Zinc	540	1.0	mg/Kg dry	1		SW-846 6010C	12/28/11	12/30/11 2:03	OP

39 Spruce Street * East Longmeadow, MA 01028 * FAX 413/525-6405 * TEL. 413/525-2332

Project Location: 25 Skinner Street
Sample Description:
Work Order: 11L0904

Date Received: 12/23/2011

Field Sample #: B-110 2 ft Dup
Sampled: 12/22/2011 08:30

Sample ID: 11L0904-02

Sample Matrix: Soil

Conventional Chemistry Parameters by EPA/APHA/SW-846 Methods (Total)

Analyte	Results	RL	Units	Dilution	Flag	Method	Date Prepared	Date/Time Analyzed	Analyst
% Solids	90.8		% Wt	1		SM 2540G	12/28/11	12/30/11 0:26	ESH

con-test® ANALYTICAL LABORATORY

39 Spruce Street * East Longmeadow, MA 01028 * FAX 413/525-6405 * TEL. 413/525-2332

Project Location: 25 Skinner Street | Sample Description: | Work Order: 11L0904

Date Received: 12/23/2011

Field Sample #: Trip Blank | Sampled: 12/22/2011 00:00

Sample ID: 11L0904-03

Sample Matrix: Trip Blank Water

Volatile Organic Compounds by GC/MS

Analyte	Results	RL	Units	Dilution	Flag	Method	Date Prepared	Date/Time Analyzed	Analyst
Acetone	ND	0.10	mg/Kg wet	1	V-16	SW-846 8260C	12/27/11	12/27/11 13:52	MFF
Acrylonitrile	ND	0.0060	mg/Kg wet	1	V-16	SW-846 8260C	12/27/11	12/27/11 13:52	MFF
Benzene	ND	0.0020	mg/Kg wet	1		SW-846 8260C	12/27/11	12/27/11 13:52	MFF
Bromobenzene	ND	0.0020	mg/Kg wet	1		SW-846 8260C	12/27/11	12/27/11 13:52	MFF
Bromodichloromethane	ND	0.0020	mg/Kg wet	1		SW-846 8260C	12/27/11	12/27/11 13:52	MFF
Bromoform	ND	0.0020	mg/Kg wet	1		SW-846 8260C	12/27/11	12/27/11 13:52	MFF
Bromomethane	ND	0.010	mg/Kg wet	1		SW-846 8260C	12/27/11	12/27/11 13:52	MFF
2-Butanone (MEK)	ND	0.040	mg/Kg wet	1	V-16	SW-846 8260C	12/27/11	12/27/11 13:52	MFF
n-Butylbenzene	ND	0.0020	mg/Kg wet	1		SW-846 8260C	12/27/11	12/27/11 13:52	MFF
sec-Butylbenzene	ND	0.0020	mg/Kg wet	1		SW-846 8260C	12/27/11	12/27/11 13:52	MFF
tert-Butylbenzene	ND	0.0020	mg/Kg wet	1		SW-846 8260C	12/27/11	12/27/11 13:52	MFF
Carbon Disulfide	ND	0.0060	mg/Kg wet	1		SW-846 8260C	12/27/11	12/27/11 13:52	MFF
Carbon Tetrachloride	ND	0.0020	mg/Kg wet	1		SW-846 8260C	12/27/11	12/27/11 13:52	MFF
Chlorobenzene	ND	0.0020	mg/Kg wet	1		SW-846 8260C	12/27/11	12/27/11 13:52	MFF
Chlorodibromomethane	ND	0.0020	mg/Kg wet	1		SW-846 8260C	12/27/11	12/27/11 13:52	MFF
Chloroethane	ND	0.020	mg/Kg wet	1		SW-846 8260C	12/27/11	12/27/11 13:52	MFF
Chloroform	ND	0.0040	mg/Kg wet	1		SW-846 8260C	12/27/11	12/27/11 13:52	MFF
Chloromethane	ND	0.010	mg/Kg wet	1	V-05	SW-846 8260C	12/27/11	12/27/11 13:52	MFF
2-Chlorotoluene	ND	0.0020	mg/Kg wet	1		SW-846 8260C	12/27/11	12/27/11 13:52	MFF
4-Chlorotoluene	ND	0.0020	mg/Kg wet	1		SW-846 8260C	12/27/11	12/27/11 13:52	MFF
1,2-Dibromo-3-chloropropane (DBCP)	ND	0.0040	mg/Kg wet	1	V-05	SW-846 8260C	12/27/11	12/27/11 13:52	MFF
1,2-Dibromoethane (EDB)	ND	0.0010	mg/Kg wet	1		SW-846 8260C	12/27/11	12/27/11 13:52	MFF
Dibromomethane	ND	0.0020	mg/Kg wet	1		SW-846 8260C	12/27/11	12/27/11 13:52	MFF
1,2-Dichlorobenzene	ND	0.0020	mg/Kg wet	1		SW-846 8260C	12/27/11	12/27/11 13:52	MFF
1,3-Dichlorobenzene	ND	0.0020	mg/Kg wet	1		SW-846 8260C	12/27/11	12/27/11 13:52	MFF
1,4-Dichlorobenzene	ND	0.0020	mg/Kg wet	1		SW-846 8260C	12/27/11	12/27/11 13:52	MFF
trans-1,4-Dichloro-2-butene	ND	0.0040	mg/Kg wet	1	V-05	SW-846 8260C	12/27/11	12/27/11 13:52	MFF
Dichlorodifluoromethane (Freon 12)	ND	0.020	mg/Kg wet	1	V-05	SW-846 8260C	12/27/11	12/27/11 13:52	MFF
1,1-Dichloroethane	ND	0.0020	mg/Kg wet	1		SW-846 8260C	12/27/11	12/27/11 13:52	MFF
1,2-Dichloroethane	ND	0.0020	mg/Kg wet	1		SW-846 8260C	12/27/11	12/27/11 13:52	MFF
1,1-Dichloroethylene	ND	0.0040	mg/Kg wet	1		SW-846 8260C	12/27/11	12/27/11 13:52	MFF
cis-1,2-Dichloroethylene	ND	0.0020	mg/Kg wet	1		SW-846 8260C	12/27/11	12/27/11 13:52	MFF
trans-1,2-Dichloroethylene	ND	0.0020	mg/Kg wet	1		SW-846 8260C	12/27/11	12/27/11 13:52	MFF
1,2-Dichloropropane	ND	0.0020	mg/Kg wet	1		SW-846 8260C	12/27/11	12/27/11 13:52	MFF
1,3-Dichloropropane	ND	0.0010	mg/Kg wet	1		SW-846 8260C	12/27/11	12/27/11 13:52	MFF
2,2-Dichloropropane	ND	0.0020	mg/Kg wet	1	V-05	SW-846 8260C	12/27/11	12/27/11 13:52	MFF
1,1-Dichloropropene	ND	0.0020	mg/Kg wet	1		SW-846 8260C	12/27/11	12/27/11 13:52	MFF
cis-1,3-Dichloropropene	ND	0.0010	mg/Kg wet	1		SW-846 8260C	12/27/11	12/27/11 13:52	MFF
trans-1,3-Dichloropropene	ND	0.0010	mg/Kg wet	1		SW-846 8260C	12/27/11	12/27/11 13:52	MFF
Ethylbenzene	ND	0.0020	mg/Kg wet	1		SW-846 8260C	12/27/11	12/27/11 13:52	MFF
Hexachlorobutadiene	ND	0.0020	mg/Kg wet	1		SW-846 8260C	12/27/11	12/27/11 13:52	MFF
2-Hexanone (MBK)	ND	0.020	mg/Kg wet	1		SW-846 8260C	12/27/11	12/27/11 13:52	MFF
Isopropylbenzene (Cumene)	ND	0.0020	mg/Kg wet	1		SW-846 8260C	12/27/11	12/27/11 13:52	MFF

con-test® ANALYTICAL LABORATORY

39 Spruce Street * East Longmeadow, MA 01028 * FAX 413/525-6405 * TEL. 413/525-2332

Project Location: 25 Skinner Street | Sample Description: | Work Order: 11L0904

Date Received: 12/23/2011

Field Sample #: Trip Blank | Sampled: 12/22/2011 00:00

Sample ID: 11L0904-03

Sample Matrix: Trip Blank Water

Volatile Organic Compounds by GC/MS

Analyte	Results	RL	Units	Dilution	Flag	Method	Date Prepared	Date/Time Analyzed	Analyst
p-Isopropyltoluene (p-Cymene)	ND	0.0020	mg/Kg wet	1		SW-846 8260C	12/27/11	12/27/11 13:52	MFF
Methyl tert-Butyl Ether (MTBE)	ND	0.0040	mg/Kg wet	1		SW-846 8260C	12/27/11	12/27/11 13:52	MFF
Methylene Chloride	ND	0.020	mg/Kg wet	1		SW-846 8260C	12/27/11	12/27/11 13:52	MFF
4-Methyl-2-pentanone (MIBK)	ND	0.020	mg/Kg wet	1		SW-846 8260C	12/27/11	12/27/11 13:52	MFF
Naphthalene	ND	0.0040	mg/Kg wet	1	V-05	SW-846 8260C	12/27/11	12/27/11 13:52	MFF
n-Propylbenzene	ND	0.0020	mg/Kg wet	1		SW-846 8260C	12/27/11	12/27/11 13:52	MFF
Styrene	ND	0.0020	mg/Kg wet	1		SW-846 8260C	12/27/11	12/27/11 13:52	MFF
1,1,1,2-Tetrachloroethane	ND	0.0020	mg/Kg wet	1		SW-846 8260C	12/27/11	12/27/11 13:52	MFF
1,1,2,2-Tetrachloroethane	ND	0.0010	mg/Kg wet	1		SW-846 8260C	12/27/11	12/27/11 13:52	MFF
Tetrachloroethylene	ND	0.0020	mg/Kg wet	1		SW-846 8260C	12/27/11	12/27/11 13:52	MFF
Tetrahydrofuran	ND	0.010	mg/Kg wet	1	V-16	SW-846 8260C	12/27/11	12/27/11 13:52	MFF
Toluene	ND	0.0020	mg/Kg wet	1		SW-846 8260C	12/27/11	12/27/11 13:52	MFF
1,2,3-Trichlorobenzene	ND	0.0020	mg/Kg wet	1		SW-846 8260C	12/27/11	12/27/11 13:52	MFF
1,2,4-Trichlorobenzene	ND	0.0020	mg/Kg wet	1		SW-846 8260C	12/27/11	12/27/11 13:52	MFF
1,1,1-Trichloroethane	ND	0.0020	mg/Kg wet	1		SW-846 8260C	12/27/11	12/27/11 13:52	MFF
1,1,2-Trichloroethane	ND	0.0020	mg/Kg wet	1		SW-846 8260C	12/27/11	12/27/11 13:52	MFF
Trichloroethylene	ND	0.0020	mg/Kg wet	1		SW-846 8260C	12/27/11	12/27/11 13:52	MFF
Trichlorofluoromethane (Freon 11)	ND	0.010	mg/Kg wet	1		SW-846 8260C	12/27/11	12/27/11 13:52	MFF
1,2,3-Trichloropropane	ND	0.0020	mg/Kg wet	1		SW-846 8260C	12/27/11	12/27/11 13:52	MFF
1,1,2-Trichloro-1,2,2-trifluoroethane (Freon 113)	ND	0.010	mg/Kg wet	1		SW-846 8260C	12/27/11	12/27/11 13:52	MFF
1,2,4-Trimethylbenzene	ND	0.0020	mg/Kg wet	1		SW-846 8260C	12/27/11	12/27/11 13:52	MFF
1,3,5-Trimethylbenzene	ND	0.0020	mg/Kg wet	1		SW-846 8260C	12/27/11	12/27/11 13:52	MFF
Vinyl Chloride	ND	0.010	mg/Kg wet	1		SW-846 8260C	12/27/11	12/27/11 13:52	MFF
m+p Xylene	ND	0.0040	mg/Kg wet	1		SW-846 8260C	12/27/11	12/27/11 13:52	MFF
o-Xylene	ND	0.0020	mg/Kg wet	1		SW-846 8260C	12/27/11	12/27/11 13:52	MFF

Surrogates	% Recovery	Recovery Limits	Flag	
1,2-Dichloroethane-d4	94.6	70-130		12/27/11 13:52
Toluene-d8	107	70-130		12/27/11 13:52
4-Bromofluorobenzene	92.3	70-130		12/27/11 13:52

con-test® ANALYTICAL LABORATORY

39 Spruce Street * East Longmeadow, MA 01028 * FAX 413/525-6405 * TEL. 413/525-2332

Project Location: 25 Skinner Street | Sample Description: | Work Order: 11L0904

Date Received: 12/23/2011

Field Sample #: B-111 2ft | Sampled: 12/22/2011 09:30

Sample ID: 11L0904-04

Sample Matrix: Soil

Volatile Organic Compounds by GC/MS

Analyte	Results	RL	Units	Dilution	Flag	Method	Date Prepared	Date/Time Analyzed	Analyst
Acetone	ND	0.069	mg/Kg dry	1	V-16	SW-846 8260C	12/27/11	12/27/11 14:20	MFF
Acrylonitrile	ND	0.0041	mg/Kg dry	1	V-16	SW-846 8260C	12/27/11	12/27/11 14:20	MFF
Benzene	ND	0.0014	mg/Kg dry	1		SW-846 8260C	12/27/11	12/27/11 14:20	MFF
Bromobenzene	ND	0.0014	mg/Kg dry	1		SW-846 8260C	12/27/11	12/27/11 14:20	MFF
Bromodichloromethane	ND	0.0014	mg/Kg dry	1		SW-846 8260C	12/27/11	12/27/11 14:20	MFF
Bromoform	ND	0.0014	mg/Kg dry	1		SW-846 8260C	12/27/11	12/27/11 14:20	MFF
Bromomethane	ND	0.0069	mg/Kg dry	1		SW-846 8260C	12/27/11	12/27/11 14:20	MFF
2-Butanone (MEK)	ND	0.028	mg/Kg dry	1	V-16	SW-846 8260C	12/27/11	12/27/11 14:20	MFF
n-Butylbenzene	ND	0.0014	mg/Kg dry	1		SW-846 8260C	12/27/11	12/27/11 14:20	MFF
sec-Butylbenzene	ND	0.0014	mg/Kg dry	1		SW-846 8260C	12/27/11	12/27/11 14:20	MFF
tert-Butylbenzene	ND	0.0014	mg/Kg dry	1		SW-846 8260C	12/27/11	12/27/11 14:20	MFF
Carbon Disulfide	ND	0.0041	mg/Kg dry	1		SW-846 8260C	12/27/11	12/27/11 14:20	MFF
Carbon Tetrachloride	ND	0.0014	mg/Kg dry	1		SW-846 8260C	12/27/11	12/27/11 14:20	MFF
Chlorobenzene	ND	0.0014	mg/Kg dry	1		SW-846 8260C	12/27/11	12/27/11 14:20	MFF
Chlorodibromomethane	ND	0.0014	mg/Kg dry	1		SW-846 8260C	12/27/11	12/27/11 14:20	MFF
Chloroethane	ND	0.014	mg/Kg dry	1		SW-846 8260C	12/27/11	12/27/11 14:20	MFF
Chloroform	ND	0.0028	mg/Kg dry	1		SW-846 8260C	12/27/11	12/27/11 14:20	MFF
Chloromethane	ND	0.0069	mg/Kg dry	1	V-05	SW-846 8260C	12/27/11	12/27/11 14:20	MFF
2-Chlorotoluene	ND	0.0014	mg/Kg dry	1		SW-846 8260C	12/27/11	12/27/11 14:20	MFF
4-Chlorotoluene	ND	0.0014	mg/Kg dry	1		SW-846 8260C	12/27/11	12/27/11 14:20	MFF
1,2-Dibromo-3-chloropropane (DBCP)	ND	0.0028	mg/Kg dry	1	V-05	SW-846 8260C	12/27/11	12/27/11 14:20	MFF
1,2-Dibromoethane (EDB)	ND	0.00069	mg/Kg dry	1		SW-846 8260C	12/27/11	12/27/11 14:20	MFF
Dibromomethane	ND	0.0014	mg/Kg dry	1		SW-846 8260C	12/27/11	12/27/11 14:20	MFF
1,2-Dichlorobenzene	ND	0.0014	mg/Kg dry	1		SW-846 8260C	12/27/11	12/27/11 14:20	MFF
1,3-Dichlorobenzene	ND	0.0014	mg/Kg dry	1		SW-846 8260C	12/27/11	12/27/11 14:20	MFF
1,4-Dichlorobenzene	ND	0.0014	mg/Kg dry	1		SW-846 8260C	12/27/11	12/27/11 14:20	MFF
trans-1,4-Dichloro-2-butene	ND	0.0028	mg/Kg dry	1	V-05	SW-846 8260C	12/27/11	12/27/11 14:20	MFF
Dichlorodifluoromethane (Freon 12)	ND	0.014	mg/Kg dry	1	V-05	SW-846 8260C	12/27/11	12/27/11 14:20	MFF
1,1-Dichloroethane	ND	0.0014	mg/Kg dry	1		SW-846 8260C	12/27/11	12/27/11 14:20	MFF
1,2-Dichloroethane	ND	0.0014	mg/Kg dry	1		SW-846 8260C	12/27/11	12/27/11 14:20	MFF
1,1-Dichloroethylene	ND	0.0028	mg/Kg dry	1		SW-846 8260C	12/27/11	12/27/11 14:20	MFF
cis-1,2-Dichloroethylene	ND	0.0014	mg/Kg dry	1		SW-846 8260C	12/27/11	12/27/11 14:20	MFF
trans-1,2-Dichloroethylene	ND	0.0014	mg/Kg dry	1		SW-846 8260C	12/27/11	12/27/11 14:20	MFF
1,2-Dichloropropane	ND	0.0014	mg/Kg dry	1		SW-846 8260C	12/27/11	12/27/11 14:20	MFF
1,3-Dichloropropane	ND	0.00069	mg/Kg dry	1		SW-846 8260C	12/27/11	12/27/11 14:20	MFF
2,2-Dichloropropane	ND	0.0014	mg/Kg dry	1	V-05	SW-846 8260C	12/27/11	12/27/11 14:20	MFF
1,1-Dichloropropene	ND	0.0014	mg/Kg dry	1		SW-846 8260C	12/27/11	12/27/11 14:20	MFF
cis-1,3-Dichloropropene	ND	0.00069	mg/Kg dry	1		SW-846 8260C	12/27/11	12/27/11 14:20	MFF
trans-1,3-Dichloropropene	ND	0.00069	mg/Kg dry	1		SW-846 8260C	12/27/11	12/27/11 14:20	MFF
Ethylbenzene	ND	0.0014	mg/Kg dry	1		SW-846 8260C	12/27/11	12/27/11 14:20	MFF
Hexachlorobutadiene	ND	0.0014	mg/Kg dry	1		SW-846 8260C	12/27/11	12/27/11 14:20	MFF
2-Hexanone (MBK)	ND	0.014	mg/Kg dry	1		SW-846 8260C	12/27/11	12/27/11 14:20	MFF
Isopropylbenzene (Cumene)	ND	0.0014	mg/Kg dry	1		SW-846 8260C	12/27/11	12/27/11 14:20	MFF

con-test® ANALYTICAL LABORATORY

39 Spruce Street * East Longmeadow, MA 01028 * FAX 413/525-6405 * TEL. 413/525-2332

Project Location: 25 Skinner Street | Sample Description: | Work Order: 11L0904

Date Received: 12/23/2011

Field Sample #: B-111 2ft | Sampled: 12/22/2011 09:30

Sample ID: 11L0904-04

Sample Matrix: Soil

Volatile Organic Compounds by GC/MS

Analyte	Results	RL	Units	Dilution	Flag	Method	Date Prepared	Date/Time Analyzed	Analyst
p-Isopropyltoluene (p-Cymene)	ND	0.0014	mg/Kg dry	1		SW-846 8260C	12/27/11	12/27/11 14:20	MFF
Methyl tert-Butyl Ether (MTBE)	ND	0.0028	mg/Kg dry	1		SW-846 8260C	12/27/11	12/27/11 14:20	MFF
Methylene Chloride	ND	0.014	mg/Kg dry	1		SW-846 8260C	12/27/11	12/27/11 14:20	MFF
4-Methyl-2-pentanone (MIBK)	ND	0.014	mg/Kg dry	1		SW-846 8260C	12/27/11	12/27/11 14:20	MFF
Naphthalene	ND	0.0028	mg/Kg dry	1	V-05	SW-846 8260C	12/27/11	12/27/11 14:20	MFF
n-Propylbenzene	ND	0.0014	mg/Kg dry	1		SW-846 8260C	12/27/11	12/27/11 14:20	MFF
Styrene	ND	0.0014	mg/Kg dry	1		SW-846 8260C	12/27/11	12/27/11 14:20	MFF
1,1,1,2-Tetrachloroethane	ND	0.0014	mg/Kg dry	1		SW-846 8260C	12/27/11	12/27/11 14:20	MFF
1,1,2,2-Tetrachloroethane	ND	0.00069	mg/Kg dry	1		SW-846 8260C	12/27/11	12/27/11 14:20	MFF
Tetrachloroethylene	ND	0.0014	mg/Kg dry	1		SW-846 8260C	12/27/11	12/27/11 14:20	MFF
Tetrahydrofuran	ND	0.0069	mg/Kg dry	1	V-16	SW-846 8260C	12/27/11	12/27/11 14:20	MFF
Toluene	ND	0.0014	mg/Kg dry	1		SW-846 8260C	12/27/11	12/27/11 14:20	MFF
1,2,3-Trichlorobenzene	ND	0.0014	mg/Kg dry	1		SW-846 8260C	12/27/11	12/27/11 14:20	MFF
1,2,4-Trichlorobenzene	ND	0.0014	mg/Kg dry	1		SW-846 8260C	12/27/11	12/27/11 14:20	MFF
1,1,1-Trichloroethane	ND	0.0014	mg/Kg dry	1		SW-846 8260C	12/27/11	12/27/11 14:20	MFF
1,1,2-Trichloroethane	ND	0.0014	mg/Kg dry	1		SW-846 8260C	12/27/11	12/27/11 14:20	MFF
Trichloroethylene	ND	0.0014	mg/Kg dry	1		SW-846 8260C	12/27/11	12/27/11 14:20	MFF
Trichlorofluoromethane (Freon 11)	ND	0.0069	mg/Kg dry	1		SW-846 8260C	12/27/11	12/27/11 14:20	MFF
1,2,3-Trichloropropane	ND	0.0014	mg/Kg dry	1		SW-846 8260C	12/27/11	12/27/11 14:20	MFF
1,1,2-Trichloro-1,2,2-trifluoroethane (Freon 113)	ND	0.0069	mg/Kg dry	1		SW-846 8260C	12/27/11	12/27/11 14:20	MFF
1,2,4-Trimethylbenzene	ND	0.0014	mg/Kg dry	1		SW-846 8260C	12/27/11	12/27/11 14:20	MFF
1,3,5-Trimethylbenzene	ND	0.0014	mg/Kg dry	1		SW-846 8260C	12/27/11	12/27/11 14:20	MFF
Vinyl Chloride	ND	0.0069	mg/Kg dry	1		SW-846 8260C	12/27/11	12/27/11 14:20	MFF
m+p Xylene	ND	0.0028	mg/Kg dry	1		SW-846 8260C	12/27/11	12/27/11 14:20	MFF
o-Xylene	ND	0.0014	mg/Kg dry	1		SW-846 8260C	12/27/11	12/27/11 14:20	MFF

Surrogates	% Recovery	Recovery Limits	Flag	
1,2-Dichloroethane-d4	84.1	70-130		12/27/11 14:20
Toluene-d8	105	70-130		12/27/11 14:20
4-Bromofluorobenzene	90.9	70-130		12/27/11 14:20

con-test® ANALYTICAL LABORATORY

39 Spruce Street * East Longmeadow, MA 01028 * FAX 413/525-6405 * TEL. 413/525-2332

Project Location: 25 Skinner Street | Sample Description: | Work Order: 11L0904

Date Received: 12/23/2011

Field Sample #: B-111 2ft | Sampled: 12/22/2011 09:30

Sample ID: 11L0904-04

Sample Matrix: Soil

Semivolatile Organic Compounds by GC/MS

Analyte	Results	RL	Units	Dilution	Flag	Method	Date Prepared	Date/Time Analyzed	Analyst
Acenaphthene	ND	0.19	mg/Kg dry	1		SW-846 8270D	12/28/11	12/29/11 21:21	CDT
Acenaphthylene	ND	0.19	mg/Kg dry	1		SW-846 8270D	12/28/11	12/29/11 21:21	CDT
Anthracene	ND	0.19	mg/Kg dry	1		SW-846 8270D	12/28/11	12/29/11 21:21	CDT
Benzo(a)anthracene	ND	0.19	mg/Kg dry	1		SW-846 8270D	12/28/11	12/29/11 21:21	CDT
Benzo(a)pyrene	0.23	0.19	mg/Kg dry	1		SW-846 8270D	12/28/11	12/29/11 21:21	CDT
Benzo(b)fluoranthene	0.36	0.19	mg/Kg dry	1		SW-846 8270D	12/28/11	12/29/11 21:21	CDT
Benzo(g,h,i)perylene	0.49	0.19	mg/Kg dry	1		SW-846 8270D	12/28/11	12/29/11 21:21	CDT
Benzo(k)fluoranthene	ND	0.19	mg/Kg dry	1		SW-846 8270D	12/28/11	12/29/11 21:21	CDT
Chrysene	0.27	0.19	mg/Kg dry	1		SW-846 8270D	12/28/11	12/29/11 21:21	CDT
Dibenz(a,h)anthracene	ND	0.19	mg/Kg dry	1		SW-846 8270D	12/28/11	12/29/11 21:21	CDT
Fluoranthene	0.39	0.19	mg/Kg dry	1		SW-846 8270D	12/28/11	12/29/11 21:21	CDT
Fluorene	ND	0.19	mg/Kg dry	1		SW-846 8270D	12/28/11	12/29/11 21:21	CDT
Indeno(1,2,3-cd)pyrene	0.41	0.19	mg/Kg dry	1		SW-846 8270D	12/28/11	12/29/11 21:21	CDT
2-Methylnaphthalene	ND	0.19	mg/Kg dry	1		SW-846 8270D	12/28/11	12/29/11 21:21	CDT
Naphthalene	ND	0.19	mg/Kg dry	1		SW-846 8270D	12/28/11	12/29/11 21:21	CDT
Phenanthrene	0.32	0.19	mg/Kg dry	1		SW-846 8270D	12/28/11	12/29/11 21:21	CDT
Pyrene	0.43	0.19	mg/Kg dry	1		SW-846 8270D	12/28/11	12/29/11 21:21	CDT

Surrogates	% Recovery	Recovery Limits	Flag	
Nitrobenzene-d5	58.7	30-130		12/29/11 21:21
2-Fluorobiphenyl	61.1	30-130		12/29/11 21:21
Terphenyl-d14	67.9	30-130		12/29/11 21:21

con-test® ANALYTICAL LABORATORY

39 Spruce Street * East Longmeadow, MA 01028 * FAX 413/525-6405 * TEL. 413/525-2332

Project Location: 25 Skinner Street | Sample Description: | Work Order: 11L0904

Date Received: 12/23/2011

Field Sample #: B-111 2ft | Sampled: 12/22/2011 09:30

Sample ID: 11L0904-04

Sample Matrix: Soil

Polychlorinated Biphenyls By GC/ECD

Analyte	Results	RL	Units	Dilution	Flag	Method	Date Prepared	Date/Time Analyzed	Analyst
Aroclor-1016 [1]	ND	0.11	mg/Kg dry	5		SW-846 8082A	12/28/11	12/31/11 4:39	JMB
Aroclor-1221 [1]	ND	0.11	mg/Kg dry	5		SW-846 8082A	12/28/11	12/31/11 4:39	JMB
Aroclor-1232 [1]	ND	0.11	mg/Kg dry	5		SW-846 8082A	12/28/11	12/31/11 4:39	JMB
Aroclor-1242 [1]	ND	0.11	mg/Kg dry	5		SW-846 8082A	12/28/11	12/31/11 4:39	JMB
Aroclor-1248 [1]	ND	0.11	mg/Kg dry	5		SW-846 8082A	12/28/11	12/31/11 4:39	JMB
Aroclor-1254 [1]	ND	0.11	mg/Kg dry	5		SW-846 8082A	12/28/11	12/31/11 4:39	JMB
Aroclor-1260 [1]	ND	0.11	mg/Kg dry	5		SW-846 8082A	12/28/11	12/31/11 4:39	JMB
Aroclor-1262 [1]	ND	0.11	mg/Kg dry	5		SW-846 8082A	12/28/11	12/31/11 4:39	JMB
Aroclor-1268 [1]	ND	0.11	mg/Kg dry	5		SW-846 8082A	12/28/11	12/31/11 4:39	JMB

Surrogates	% Recovery	Recovery Limits	Flag	
Decachlorobiphenyl [1]	103	30-150		12/31/11 4:39
Decachlorobiphenyl [2]	94.9	30-150		12/31/11 4:39
Tetrachloro-m-xylene [1]	111	30-150		12/31/11 4:39
Tetrachloro-m-xylene [2]	114	30-150		12/31/11 4:39

39 Spruce Street * East Longmeadow, MA 01028 * FAX 413/525-6405 * TEL. 413/525-2332

Project Location: 25 Skinner Street
Sample Description:
Work Order: 11L0904

Date Received: 12/23/2011

Field Sample #: B-111 2ft
Sampled: 12/22/2011 09:30

Sample ID: 11L0904-04

Sample Matrix: Soil

Petroleum Hydrocarbons Analyses

Analyte	Results	RL	Units	Dilution	Flag	Method	Date Prepared	Date/Time Analyzed	Analyst
CT ETPH	240	110	mg/Kg dry	10		CTDEP ETPH	12/27/11	12/30/11 20:58	SCS

Surrogates	% Recovery	Recovery Limits	Flag	
o-Terphenyl	70.9	50-150		12/30/11 20:58

con-test® ANALYTICAL LABORATORY

39 Spruce Street * East Longmeadow, MA 01028 * FAX 413/525-6405 * TEL. 413/525-2332

Project Location: 25 Skinner Street | Sample Description: | Work Order: 11L0904

Date Received: 12/23/2011

Field Sample #: B-111 2ft | Sampled: 12/22/2011 09:30

Sample ID: 11L0904-04

Sample Matrix: Soil

Metals Analyses (Total)

Analyte	Results	RL	Units	Dilution	Flag	Method	Date Prepared	Date/Time Analyzed	Analyst
Antimony	35	2.7	mg/Kg dry	1		SW-846 6010C	12/28/11	12/30/11 10:45	OP
Arsenic	9.7	2.7	mg/Kg dry	1		SW-846 6010C	12/28/11	12/30/11 2:08	OP
Barium	92	2.7	mg/Kg dry	1		SW-846 6010C	12/28/11	12/30/11 2:08	OP
Beryllium	ND	0.27	mg/Kg dry	1		SW-846 6010C	12/28/11	12/30/11 10:45	OP
Cadmium	2.3	0.27	mg/Kg dry	1		SW-846 6010C	12/28/11	12/30/11 2:08	OP
Chromium	31	0.54	mg/Kg dry	1		SW-846 6010C	12/28/11	12/30/11 2:08	OP
Copper	5300	1.1	mg/Kg dry	2		SW-846 6010C	12/28/11	12/30/11 11:13	OP
Lead	650	0.81	mg/Kg dry	1		SW-846 6010C	12/28/11	12/30/11 2:08	OP
Mercury	0.83	0.085	mg/Kg dry	3		SW-846 7471B	12/28/11	12/29/11 12:41	AMR
Nickel	240	0.54	mg/Kg dry	1		SW-846 6010C	12/28/11	12/30/11 2:08	OP
Selenium	ND	5.4	mg/Kg dry	1		SW-846 6010C	12/28/11	12/30/11 2:08	OP
Silver	3.4	0.54	mg/Kg dry	1		SW-846 6010C	12/28/11	12/30/11 10:45	OP
Thallium	ND	5.4	mg/Kg dry	2	DL-04	SW-846 6010C	12/28/11	12/30/11 11:13	OP
Vanadium	26	1.1	mg/Kg dry	1		SW-846 6010C	12/28/11	12/30/11 2:08	OP
Zinc	780	1.1	mg/Kg dry	1		SW-846 6010C	12/28/11	12/30/11 2:08	OP

39 Spruce Street * East Longmeadow, MA 01028 * FAX 413/525-6405 * TEL. 413/525-2332

Project Location: 25 Skinner Street
Sample Description:
Work Order: 11L0904

Date Received: 12/23/2011

Field Sample #: B-111 2ft
Sampled: 12/22/2011 09:30

Sample ID: 11L0904-04

Sample Matrix: Soil

Conventional Chemistry Parameters by EPA/APHA/SW-846 Methods (Total)

Analyte	Results	RL	Units	Dilution	Flag	Method	Date Prepared	Date/Time Analyzed	Analyst
% Solids	86.6		% Wt	1		SM 2540G	12/28/11	12/30/11 0:26	ESH

con-test® ANALYTICAL LABORATORY

39 Spruce Street * East Longmeadow, MA 01028 * FAX 413/525-6405 * TEL. 413/525-2332

Project Location: 25 Skinner Street | Sample Description: | Work Order: 11L0904

Date Received: 12/23/2011

Field Sample #: B-112 | Sampled: 12/22/2011 10:30

Sample ID: 11L0904-05

Sample Matrix: Soil

Volatile Organic Compounds by GC/MS

Analyte	Results	RL	Units	Dilution	Flag	Method	Date Prepared	Date/Time Analyzed	Analyst
Acetone	ND	0.24	mg/Kg dry	1	V-16	SW-846 8260C	12/27/11	12/27/11 14:50	MFF
Acrylonitrile	ND	0.014	mg/Kg dry	1	V-16	SW-846 8260C	12/27/11	12/27/11 14:50	MFF
Benzene	ND	0.0048	mg/Kg dry	1		SW-846 8260C	12/27/11	12/27/11 14:50	MFF
Bromobenzene	ND	0.0048	mg/Kg dry	1		SW-846 8260C	12/27/11	12/27/11 14:50	MFF
Bromodichloromethane	ND	0.0048	mg/Kg dry	1		SW-846 8260C	12/27/11	12/27/11 14:50	MFF
Bromoform	ND	0.0048	mg/Kg dry	1		SW-846 8260C	12/27/11	12/27/11 14:50	MFF
Bromomethane	ND	0.024	mg/Kg dry	1		SW-846 8260C	12/27/11	12/27/11 14:50	MFF
2-Butanone (MEK)	ND	0.095	mg/Kg dry	1	V-16	SW-846 8260C	12/27/11	12/27/11 14:50	MFF
n-Butylbenzene	ND	0.0048	mg/Kg dry	1		SW-846 8260C	12/27/11	12/27/11 14:50	MFF
sec-Butylbenzene	ND	0.0048	mg/Kg dry	1		SW-846 8260C	12/27/11	12/27/11 14:50	MFF
tert-Butylbenzene	ND	0.0048	mg/Kg dry	1		SW-846 8260C	12/27/11	12/27/11 14:50	MFF
Carbon Disulfide	ND	0.014	mg/Kg dry	1		SW-846 8260C	12/27/11	12/27/11 14:50	MFF
Carbon Tetrachloride	ND	0.0048	mg/Kg dry	1		SW-846 8260C	12/27/11	12/27/11 14:50	MFF
Chlorobenzene	ND	0.0048	mg/Kg dry	1		SW-846 8260C	12/27/11	12/27/11 14:50	MFF
Chlorodibromomethane	ND	0.0048	mg/Kg dry	1		SW-846 8260C	12/27/11	12/27/11 14:50	MFF
Chloroethane	ND	0.048	mg/Kg dry	1		SW-846 8260C	12/27/11	12/27/11 14:50	MFF
Chloroform	ND	0.0095	mg/Kg dry	1		SW-846 8260C	12/27/11	12/27/11 14:50	MFF
Chloromethane	ND	0.024	mg/Kg dry	1	V-05	SW-846 8260C	12/27/11	12/27/11 14:50	MFF
2-Chlorotoluene	ND	0.0048	mg/Kg dry	1		SW-846 8260C	12/27/11	12/27/11 14:50	MFF
4-Chlorotoluene	ND	0.0048	mg/Kg dry	1		SW-846 8260C	12/27/11	12/27/11 14:50	MFF
1,2-Dibromo-3-chloropropane (DBCP)	ND	0.0095	mg/Kg dry	1	V-05	SW-846 8260C	12/27/11	12/27/11 14:50	MFF
1,2-Dibromoethane (EDB)	ND	0.0024	mg/Kg dry	1		SW-846 8260C	12/27/11	12/27/11 14:50	MFF
Dibromomethane	ND	0.0048	mg/Kg dry	1		SW-846 8260C	12/27/11	12/27/11 14:50	MFF
1,2-Dichlorobenzene	ND	0.0048	mg/Kg dry	1		SW-846 8260C	12/27/11	12/27/11 14:50	MFF
1,3-Dichlorobenzene	ND	0.0048	mg/Kg dry	1		SW-846 8260C	12/27/11	12/27/11 14:50	MFF
1,4-Dichlorobenzene	ND	0.0048	mg/Kg dry	1		SW-846 8260C	12/27/11	12/27/11 14:50	MFF
trans-1,4-Dichloro-2-butene	ND	0.0095	mg/Kg dry	1	V-05	SW-846 8260C	12/27/11	12/27/11 14:50	MFF
Dichlorodifluoromethane (Freon 12)	ND	0.048	mg/Kg dry	1	V-05	SW-846 8260C	12/27/11	12/27/11 14:50	MFF
1,1-Dichloroethane	ND	0.0048	mg/Kg dry	1		SW-846 8260C	12/27/11	12/27/11 14:50	MFF
1,2-Dichloroethane	ND	0.0048	mg/Kg dry	1		SW-846 8260C	12/27/11	12/27/11 14:50	MFF
1,1-Dichloroethylene	ND	0.0095	mg/Kg dry	1		SW-846 8260C	12/27/11	12/27/11 14:50	MFF
cis-1,2-Dichloroethylene	ND	0.0048	mg/Kg dry	1		SW-846 8260C	12/27/11	12/27/11 14:50	MFF
trans-1,2-Dichloroethylene	ND	0.0048	mg/Kg dry	1		SW-846 8260C	12/27/11	12/27/11 14:50	MFF
1,2-Dichloropropane	ND	0.0048	mg/Kg dry	1		SW-846 8260C	12/27/11	12/27/11 14:50	MFF
1,3-Dichloropropane	ND	0.0024	mg/Kg dry	1		SW-846 8260C	12/27/11	12/27/11 14:50	MFF
2,2-Dichloropropane	ND	0.0048	mg/Kg dry	1	V-05	SW-846 8260C	12/27/11	12/27/11 14:50	MFF
1,1-Dichloropropene	ND	0.0048	mg/Kg dry	1		SW-846 8260C	12/27/11	12/27/11 14:50	MFF
cis-1,3-Dichloropropene	ND	0.0024	mg/Kg dry	1		SW-846 8260C	12/27/11	12/27/11 14:50	MFF
trans-1,3-Dichloropropene	ND	0.0024	mg/Kg dry	1		SW-846 8260C	12/27/11	12/27/11 14:50	MFF
Ethylbenzene	ND	0.0048	mg/Kg dry	1		SW-846 8260C	12/27/11	12/27/11 14:50	MFF
Hexachlorobutadiene	ND	0.0048	mg/Kg dry	1		SW-846 8260C	12/27/11	12/27/11 14:50	MFF
2-Hexanone (MBK)	ND	0.048	mg/Kg dry	1		SW-846 8260C	12/27/11	12/27/11 14:50	MFF
Isopropylbenzene (Cumene)	ND	0.0048	mg/Kg dry	1		SW-846 8260C	12/27/11	12/27/11 14:50	MFF

con-test® ANALYTICAL LABORATORY

39 Spruce Street * East Longmeadow, MA 01028 * FAX 413/525-6405 * TEL. 413/525-2332

Project Location: 25 Skinner Street | Sample Description: | Work Order: 11L0904

Date Received: 12/23/2011

Field Sample #: B-112 | Sampled: 12/22/2011 10:30

Sample ID: 11L0904-05

Sample Matrix: Soil

Volatile Organic Compounds by GC/MS

Analyte	Results	RL	Units	Dilution	Flag	Method	Date Prepared	Date/Time Analyzed	Analyst
p-Isopropyltoluene (p-Cymene)	ND	0.0048	mg/Kg dry	1		SW-846 8260C	12/27/11	12/27/11 14:50	MFF
Methyl tert-Butyl Ether (MTBE)	ND	0.0095	mg/Kg dry	1		SW-846 8260C	12/27/11	12/27/11 14:50	MFF
Methylene Chloride	ND	0.048	mg/Kg dry	1		SW-846 8260C	12/27/11	12/27/11 14:50	MFF
4-Methyl-2-pentanone (MIBK)	ND	0.048	mg/Kg dry	1		SW-846 8260C	12/27/11	12/27/11 14:50	MFF
Naphthalene	ND	0.0095	mg/Kg dry	1	V-05	SW-846 8260C	12/27/11	12/27/11 14:50	MFF
n-Propylbenzene	ND	0.0048	mg/Kg dry	1		SW-846 8260C	12/27/11	12/27/11 14:50	MFF
Styrene	ND	0.0048	mg/Kg dry	1		SW-846 8260C	12/27/11	12/27/11 14:50	MFF
1,1,1,2-Tetrachloroethane	ND	0.0048	mg/Kg dry	1		SW-846 8260C	12/27/11	12/27/11 14:50	MFF
1,1,2,2-Tetrachloroethane	ND	0.0024	mg/Kg dry	1		SW-846 8260C	12/27/11	12/27/11 14:50	MFF
Tetrachloroethylene	ND	0.0048	mg/Kg dry	1		SW-846 8260C	12/27/11	12/27/11 14:50	MFF
Tetrahydrofuran	ND	0.024	mg/Kg dry	1	V-16	SW-846 8260C	12/27/11	12/27/11 14:50	MFF
Toluene	ND	0.0048	mg/Kg dry	1		SW-846 8260C	12/27/11	12/27/11 14:50	MFF
1,2,3-Trichlorobenzene	ND	0.0048	mg/Kg dry	1		SW-846 8260C	12/27/11	12/27/11 14:50	MFF
1,2,4-Trichlorobenzene	ND	0.0048	mg/Kg dry	1		SW-846 8260C	12/27/11	12/27/11 14:50	MFF
1,1,1-Trichloroethane	ND	0.0048	mg/Kg dry	1		SW-846 8260C	12/27/11	12/27/11 14:50	MFF
1,1,2-Trichloroethane	ND	0.0048	mg/Kg dry	1		SW-846 8260C	12/27/11	12/27/11 14:50	MFF
Trichloroethylene	ND	0.0048	mg/Kg dry	1		SW-846 8260C	12/27/11	12/27/11 14:50	MFF
Trichlorofluoromethane (Freon 11)	ND	0.024	mg/Kg dry	1		SW-846 8260C	12/27/11	12/27/11 14:50	MFF
1,2,3-Trichloropropane	ND	0.0048	mg/Kg dry	1		SW-846 8260C	12/27/11	12/27/11 14:50	MFF
1,1,2-Trichloro-1,2,2-trifluoroethane (Freon 113)	ND	0.024	mg/Kg dry	1		SW-846 8260C	12/27/11	12/27/11 14:50	MFF
1,2,4-Trimethylbenzene	ND	0.0048	mg/Kg dry	1		SW-846 8260C	12/27/11	12/27/11 14:50	MFF
1,3,5-Trimethylbenzene	ND	0.0048	mg/Kg dry	1		SW-846 8260C	12/27/11	12/27/11 14:50	MFF
Vinyl Chloride	ND	0.024	mg/Kg dry	1		SW-846 8260C	12/27/11	12/27/11 14:50	MFF
m+p Xylene	ND	0.0095	mg/Kg dry	1		SW-846 8260C	12/27/11	12/27/11 14:50	MFF
o-Xylene	ND	0.0048	mg/Kg dry	1		SW-846 8260C	12/27/11	12/27/11 14:50	MFF

Surrogates	% Recovery	Recovery Limits	Flag	
1,2-Dichloroethane-d4	105	70-130		12/27/11 14:50
Toluene-d8	98.3	70-130		12/27/11 14:50
4-Bromofluorobenzene	74.5	70-130		12/27/11 14:50

con-test® ANALYTICAL LABORATORY

39 Spruce Street * East Longmeadow, MA 01028 * FAX 413/525-6405 * TEL. 413/525-2332

Project Location: 25 Skinner Street | Sample Description: | Work Order: 11L0904

Date Received: 12/23/2011

Field Sample #: B-112 | Sampled: 12/22/2011 10:30

Sample ID: 11L0904-05

Sample Matrix: Soil

Semivolatile Organic Compounds by GC/MS

Analyte	Results	RL	Units	Dilution	Flag	Method	Date Prepared	Date/Time Analyzed	Analyst
Acenaphthene	ND	1.6	mg/Kg dry	1		SW-846 8270D	12/28/11	12/29/11 21:54	CDT
Acenaphthylene	ND	1.6	mg/Kg dry	1		SW-846 8270D	12/28/11	12/29/11 21:54	CDT
Anthracene	ND	1.6	mg/Kg dry	1		SW-846 8270D	12/28/11	12/29/11 21:54	CDT
Benzo(a)anthracene	ND	1.6	mg/Kg dry	1		SW-846 8270D	12/28/11	12/29/11 21:54	CDT
Benzo(a)pyrene	ND	1.6	mg/Kg dry	1		SW-846 8270D	12/28/11	12/29/11 21:54	CDT
Benzo(b)fluoranthene	ND	1.6	mg/Kg dry	1		SW-846 8270D	12/28/11	12/29/11 21:54	CDT
Benzo(g,h,i)perylene	ND	1.6	mg/Kg dry	1		SW-846 8270D	12/28/11	12/29/11 21:54	CDT
Benzo(k)fluoranthene	ND	1.6	mg/Kg dry	1		SW-846 8270D	12/28/11	12/29/11 21:54	CDT
Chrysene	ND	1.6	mg/Kg dry	1		SW-846 8270D	12/28/11	12/29/11 21:54	CDT
Dibenz(a,h)anthracene	ND	1.6	mg/Kg dry	1		SW-846 8270D	12/28/11	12/29/11 21:54	CDT
Fluoranthene	ND	1.6	mg/Kg dry	1		SW-846 8270D	12/28/11	12/29/11 21:54	CDT
Fluorene	ND	1.6	mg/Kg dry	1		SW-846 8270D	12/28/11	12/29/11 21:54	CDT
Indeno(1,2,3-cd)pyrene	ND	1.6	mg/Kg dry	1		SW-846 8270D	12/28/11	12/29/11 21:54	CDT
2-Methylnaphthalene	ND	1.6	mg/Kg dry	1		SW-846 8270D	12/28/11	12/29/11 21:54	CDT
Naphthalene	ND	1.6	mg/Kg dry	1		SW-846 8270D	12/28/11	12/29/11 21:54	CDT
Phenanthrene	ND	1.6	mg/Kg dry	1		SW-846 8270D	12/28/11	12/29/11 21:54	CDT
Pyrene	ND	1.6	mg/Kg dry	1		SW-846 8270D	12/28/11	12/29/11 21:54	CDT

Surrogates	% Recovery	Recovery Limits	Flag	
Nitrobenzene-d5	76.0	30-130		12/29/11 21:54
2-Fluorobiphenyl	68.0	30-130		12/29/11 21:54
Terphenyl-d14	76.5	30-130		12/29/11 21:54

con-test® ANALYTICAL LABORATORY

39 Spruce Street * East Longmeadow, MA 01028 * FAX 413/525-6405 * TEL. 413/525-2332

Project Location: 25 Skinner Street | Sample Description: | Work Order: 11L0904

Date Received: 12/23/2011

Field Sample #: B-112 | Sampled: 12/22/2011 10:30

Sample ID: 11L0904-05

Sample Matrix: Soil

Polychlorinated Biphenyls By GC/ECD

Analyte	Results	RL	Units	Dilution	Flag	Method	Date Prepared	Date/Time Analyzed	Analyst
Aroclor-1016 [1]	ND	0.19	mg/Kg dry	5		SW-846 8082A	12/28/11	12/31/11 4:52	JMB
Aroclor-1221 [1]	ND	0.19	mg/Kg dry	5		SW-846 8082A	12/28/11	12/31/11 4:52	JMB
Aroclor-1232 [1]	ND	0.19	mg/Kg dry	5		SW-846 8082A	12/28/11	12/31/11 4:52	JMB
Aroclor-1242 [1]	ND	0.19	mg/Kg dry	5		SW-846 8082A	12/28/11	12/31/11 4:52	JMB
Aroclor-1248 [1]	ND	0.19	mg/Kg dry	5		SW-846 8082A	12/28/11	12/31/11 4:52	JMB
Aroclor-1254 [1]	ND	0.19	mg/Kg dry	5		SW-846 8082A	12/28/11	12/31/11 4:52	JMB
Aroclor-1260 [1]	ND	0.19	mg/Kg dry	5		SW-846 8082A	12/28/11	12/31/11 4:52	JMB
Aroclor-1262 [1]	ND	0.19	mg/Kg dry	5		SW-846 8082A	12/28/11	12/31/11 4:52	JMB
Aroclor-1268 [1]	ND	0.19	mg/Kg dry	5		SW-846 8082A	12/28/11	12/31/11 4:52	JMB

Surrogates	% Recovery	Recovery Limits	Flag	
Decachlorobiphenyl [1]	65.0	30-150		12/31/11 4:52
Decachlorobiphenyl [2]	58.1	30-150		12/31/11 4:52
Tetrachloro-m-xylene [1]	55.3	30-150		12/31/11 4:52
Tetrachloro-m-xylene [2]	65.0	30-150		12/31/11 4:52

39 Spruce Street * East Longmeadow, MA 01028 * FAX 413/525-6405 * TEL. 413/525-2332

Project Location: 25 Skinner Street
Sample Description:
Work Order: 11L0904

Date Received: 12/23/2011

Field Sample #: B-112
Sampled: 12/22/2011 10:30

Sample ID: 11L0904-05

Sample Matrix: Soil

Petroleum Hydrocarbons Analyses

Analyte	Results	RL	Units	Dilution	Flag	Method	Date Prepared	Date/Time Analyzed	Analyst
CT ETPH	59000	9600	mg/Kg dry	100		CTDEP ETPH	12/27/11	12/30/11 21:19	SCS

Surrogates	% Recovery	Recovery Limits	Flag	
o-Terphenyl	*	50-150	S-01	12/30/11 21:19

con-test® ANALYTICAL LABORATORY

39 Spruce Street * East Longmeadow, MA 01028 * FAX 413/525-6405 * TEL. 413/525-2332

Project Location: 25 Skinner Street | Sample Description: | Work Order: 11L0904

Date Received: 12/23/2011

Field Sample #: B-112 | Sampled: 12/22/2011 10:30

Sample ID: 11L0904-05

Sample Matrix: Soil

Metals Analyses (Total)

Analyte	Results	RL	Units	Dilution	Flag	Method	Date Prepared	Date/Time Analyzed	Analyst
Antimony	13	4.6	mg/Kg dry	1		SW-846 6010C	12/28/11	12/30/11 10:49	OP
Arsenic	ND	4.6	mg/Kg dry	1		SW-846 6010C	12/28/11	12/30/11 2:12	OP
Barium	2700	4.6	mg/Kg dry	1		SW-846 6010C	12/28/11	12/30/11 2:12	OP
Beryllium	1.0	0.46	mg/Kg dry	1		SW-846 6010C	12/28/11	12/30/11 10:49	OP
Cadmium	9.3	0.46	mg/Kg dry	1		SW-846 6010C	12/28/11	12/30/11 2:12	OP
Chromium	210	0.92	mg/Kg dry	1		SW-846 6010C	12/28/11	12/30/11 2:12	OP
Copper	1800	0.92	mg/Kg dry	1		SW-846 6010C	12/28/11	12/30/11 2:12	OP
Lead	420	1.4	mg/Kg dry	1		SW-846 6010C	12/28/11	12/30/11 2:12	OP
Mercury	0.10	0.048	mg/Kg dry	1		SW-846 7471B	12/28/11	12/29/11 12:11	AMR
Nickel	88	0.92	mg/Kg dry	1		SW-846 6010C	12/28/11	12/30/11 2:12	OP
Selenium	ND	9.2	mg/Kg dry	1		SW-846 6010C	12/28/11	12/30/11 2:12	OP
Silver	2.6	0.92	mg/Kg dry	1		SW-846 6010C	12/28/11	12/30/11 10:49	OP
Thallium	ND	4.6	mg/Kg dry	1		SW-846 6010C	12/28/11	12/30/11 2:12	OP
Vanadium	40	1.8	mg/Kg dry	1		SW-846 6010C	12/28/11	12/30/11 2:12	OP
Zinc	8200	9.2	mg/Kg dry	5		SW-846 6010C	12/28/11	12/30/11 11:18	OP

39 Spruce Street * East Longmeadow, MA 01028 * FAX 413/525-6405 * TEL. 413/525-2332

Project Location: 25 Skinner Street
Sample Description:
Work Order: 11L0904

Date Received: 12/23/2011

Field Sample #: B-112
Sampled: 12/22/2011 10:30

Sample ID: 11L0904-05

Sample Matrix: Soil

Conventional Chemistry Parameters by EPA/APHA/SW-846 Methods (Total)

Analyte	Results	RL	Units	Dilution	Flag	Method	Date Prepared	Date/Time Analyzed	Analyst
% Solids	52.1		% Wt	1		SM 2540G	12/28/11	12/30/11 0:26	ESH

con-test® ANALYTICAL LABORATORY

39 Spruce Street * East Longmeadow, MA 01028 * FAX 413/525-6405 * TEL. 413/525-2332

Project Location: 25 Skinner Street | Sample Description: | Work Order: 11L0904

Date Received: 12/23/2011

Field Sample #: B-113 2ft | Sampled: 12/22/2011 11:15

Sample ID: 11L0904-06

Sample Matrix: Soil

Volatile Organic Compounds by GC/MS

Analyte	Results	RL	Units	Dilution	Flag	Method	Date Prepared	Date/Time Analyzed	Analyst
Acetone	ND	0.079	mg/Kg dry	1	V-16	SW-846 8260C	12/27/11	12/27/11 15:19	MFF
Acrylonitrile	ND	0.0048	mg/Kg dry	1	V-16	SW-846 8260C	12/27/11	12/27/11 15:19	MFF
Benzene	ND	0.0016	mg/Kg dry	1		SW-846 8260C	12/27/11	12/27/11 15:19	MFF
Bromobenzene	ND	0.0016	mg/Kg dry	1		SW-846 8260C	12/27/11	12/27/11 15:19	MFF
Bromodichloromethane	ND	0.0016	mg/Kg dry	1		SW-846 8260C	12/27/11	12/27/11 15:19	MFF
Bromoform	ND	0.0016	mg/Kg dry	1		SW-846 8260C	12/27/11	12/27/11 15:19	MFF
Bromomethane	ND	0.0079	mg/Kg dry	1		SW-846 8260C	12/27/11	12/27/11 15:19	MFF
2-Butanone (MEK)	ND	0.032	mg/Kg dry	1	V-16	SW-846 8260C	12/27/11	12/27/11 15:19	MFF
n-Butylbenzene	ND	0.0016	mg/Kg dry	1		SW-846 8260C	12/27/11	12/27/11 15:19	MFF
sec-Butylbenzene	ND	0.0016	mg/Kg dry	1		SW-846 8260C	12/27/11	12/27/11 15:19	MFF
tert-Butylbenzene	ND	0.0016	mg/Kg dry	1		SW-846 8260C	12/27/11	12/27/11 15:19	MFF
Carbon Disulfide	ND	0.0048	mg/Kg dry	1		SW-846 8260C	12/27/11	12/27/11 15:19	MFF
Carbon Tetrachloride	ND	0.0016	mg/Kg dry	1		SW-846 8260C	12/27/11	12/27/11 15:19	MFF
Chlorobenzene	ND	0.0016	mg/Kg dry	1		SW-846 8260C	12/27/11	12/27/11 15:19	MFF
Chlorodibromomethane	ND	0.0016	mg/Kg dry	1		SW-846 8260C	12/27/11	12/27/11 15:19	MFF
Chloroethane	ND	0.016	mg/Kg dry	1		SW-846 8260C	12/27/11	12/27/11 15:19	MFF
Chloroform	ND	0.0032	mg/Kg dry	1		SW-846 8260C	12/27/11	12/27/11 15:19	MFF
Chloromethane	ND	0.0079	mg/Kg dry	1	V-05	SW-846 8260C	12/27/11	12/27/11 15:19	MFF
2-Chlorotoluene	ND	0.0016	mg/Kg dry	1		SW-846 8260C	12/27/11	12/27/11 15:19	MFF
4-Chlorotoluene	ND	0.0016	mg/Kg dry	1		SW-846 8260C	12/27/11	12/27/11 15:19	MFF
1,2-Dibromo-3-chloropropane (DBCP)	ND	0.0032	mg/Kg dry	1	V-05	SW-846 8260C	12/27/11	12/27/11 15:19	MFF
1,2-Dibromoethane (EDB)	ND	0.00079	mg/Kg dry	1		SW-846 8260C	12/27/11	12/27/11 15:19	MFF
Dibromomethane	ND	0.0016	mg/Kg dry	1		SW-846 8260C	12/27/11	12/27/11 15:19	MFF
1,2-Dichlorobenzene	ND	0.0016	mg/Kg dry	1		SW-846 8260C	12/27/11	12/27/11 15:19	MFF
1,3-Dichlorobenzene	ND	0.0016	mg/Kg dry	1		SW-846 8260C	12/27/11	12/27/11 15:19	MFF
1,4-Dichlorobenzene	ND	0.0016	mg/Kg dry	1		SW-846 8260C	12/27/11	12/27/11 15:19	MFF
trans-1,4-Dichloro-2-butene	ND	0.0032	mg/Kg dry	1	V-05	SW-846 8260C	12/27/11	12/27/11 15:19	MFF
Dichlorodifluoromethane (Freon 12)	ND	0.016	mg/Kg dry	1	V-05	SW-846 8260C	12/27/11	12/27/11 15:19	MFF
1,1-Dichloroethane	ND	0.0016	mg/Kg dry	1		SW-846 8260C	12/27/11	12/27/11 15:19	MFF
1,2-Dichloroethane	ND	0.0016	mg/Kg dry	1		SW-846 8260C	12/27/11	12/27/11 15:19	MFF
1,1-Dichloroethylene	ND	0.0032	mg/Kg dry	1		SW-846 8260C	12/27/11	12/27/11 15:19	MFF
cis-1,2-Dichloroethylene	ND	0.0016	mg/Kg dry	1		SW-846 8260C	12/27/11	12/27/11 15:19	MFF
trans-1,2-Dichloroethylene	ND	0.0016	mg/Kg dry	1		SW-846 8260C	12/27/11	12/27/11 15:19	MFF
1,2-Dichloropropane	ND	0.0016	mg/Kg dry	1		SW-846 8260C	12/27/11	12/27/11 15:19	MFF
1,3-Dichloropropane	ND	0.00079	mg/Kg dry	1		SW-846 8260C	12/27/11	12/27/11 15:19	MFF
2,2-Dichloropropane	ND	0.0016	mg/Kg dry	1	V-05	SW-846 8260C	12/27/11	12/27/11 15:19	MFF
1,1-Dichloropropene	ND	0.0016	mg/Kg dry	1		SW-846 8260C	12/27/11	12/27/11 15:19	MFF
cis-1,3-Dichloropropene	ND	0.00079	mg/Kg dry	1		SW-846 8260C	12/27/11	12/27/11 15:19	MFF
trans-1,3-Dichloropropene	ND	0.00079	mg/Kg dry	1		SW-846 8260C	12/27/11	12/27/11 15:19	MFF
Ethylbenzene	ND	0.0016	mg/Kg dry	1		SW-846 8260C	12/27/11	12/27/11 15:19	MFF
Hexachlorobutadiene	ND	0.0016	mg/Kg dry	1		SW-846 8260C	12/27/11	12/27/11 15:19	MFF
2-Hexanone (MBK)	ND	0.016	mg/Kg dry	1		SW-846 8260C	12/27/11	12/27/11 15:19	MFF
Isopropylbenzene (Cumene)	ND	0.0016	mg/Kg dry	1		SW-846 8260C	12/27/11	12/27/11 15:19	MFF

con-test® ANALYTICAL LABORATORY

39 Spruce Street * East Longmeadow, MA 01028 * FAX 413/525-6405 * TEL. 413/525-2332

Project Location: 25 Skinner Street | Sample Description: | Work Order: 11L0904

Date Received: 12/23/2011

Field Sample #: B-113 2ft | Sampled: 12/22/2011 11:15

Sample ID: 11L0904-06

Sample Matrix: Soil

Volatile Organic Compounds by GC/MS

Analyte	Results	RL	Units	Dilution	Flag	Method	Date Prepared	Date/Time Analyzed	Analyst
p-Isopropyltoluene (p-Cymene)	ND	0.0016	mg/Kg dry	1		SW-846 8260C	12/27/11	12/27/11 15:19	MFF
Methyl tert-Butyl Ether (MTBE)	ND	0.0032	mg/Kg dry	1		SW-846 8260C	12/27/11	12/27/11 15:19	MFF
Methylene Chloride	ND	0.016	mg/Kg dry	1		SW-846 8260C	12/27/11	12/27/11 15:19	MFF
4-Methyl-2-pentanone (MIBK)	ND	0.016	mg/Kg dry	1		SW-846 8260C	12/27/11	12/27/11 15:19	MFF
Naphthalene	ND	0.0032	mg/Kg dry	1	V-05	SW-846 8260C	12/27/11	12/27/11 15:19	MFF
n-Propylbenzene	ND	0.0016	mg/Kg dry	1		SW-846 8260C	12/27/11	12/27/11 15:19	MFF
Styrene	ND	0.0016	mg/Kg dry	1		SW-846 8260C	12/27/11	12/27/11 15:19	MFF
1,1,1,2-Tetrachloroethane	ND	0.0016	mg/Kg dry	1		SW-846 8260C	12/27/11	12/27/11 15:19	MFF
1,1,2,2-Tetrachloroethane	ND	0.00079	mg/Kg dry	1		SW-846 8260C	12/27/11	12/27/11 15:19	MFF
Tetrachloroethylene	ND	0.0016	mg/Kg dry	1		SW-846 8260C	12/27/11	12/27/11 15:19	MFF
Tetrahydrofuran	ND	0.0079	mg/Kg dry	1	V-16	SW-846 8260C	12/27/11	12/27/11 15:19	MFF
Toluene	ND	0.0016	mg/Kg dry	1		SW-846 8260C	12/27/11	12/27/11 15:19	MFF
1,2,3-Trichlorobenzene	ND	0.0016	mg/Kg dry	1		SW-846 8260C	12/27/11	12/27/11 15:19	MFF
1,2,4-Trichlorobenzene	ND	0.0016	mg/Kg dry	1		SW-846 8260C	12/27/11	12/27/11 15:19	MFF
1,1,1-Trichloroethane	0.0040	0.0016	mg/Kg dry	1		SW-846 8260C	12/27/11	12/27/11 15:19	MFF
1,1,2-Trichloroethane	ND	0.0016	mg/Kg dry	1		SW-846 8260C	12/27/11	12/27/11 15:19	MFF
Trichloroethylene	0.0030	0.0016	mg/Kg dry	1		SW-846 8260C	12/27/11	12/27/11 15:19	MFF
Trichlorofluoromethane (Freon 11)	ND	0.0079	mg/Kg dry	1		SW-846 8260C	12/27/11	12/27/11 15:19	MFF
1,2,3-Trichloropropane	ND	0.0016	mg/Kg dry	1		SW-846 8260C	12/27/11	12/27/11 15:19	MFF
1,1,2-Trichloro-1,2,2-trifluoroethane (Freon 113)	ND	0.0079	mg/Kg dry	1		SW-846 8260C	12/27/11	12/27/11 15:19	MFF
1,2,4-Trimethylbenzene	ND	0.0016	mg/Kg dry	1		SW-846 8260C	12/27/11	12/27/11 15:19	MFF
1,3,5-Trimethylbenzene	ND	0.0016	mg/Kg dry	1		SW-846 8260C	12/27/11	12/27/11 15:19	MFF
Vinyl Chloride	ND	0.0079	mg/Kg dry	1		SW-846 8260C	12/27/11	12/27/11 15:19	MFF
m+p Xylene	ND	0.0032	mg/Kg dry	1		SW-846 8260C	12/27/11	12/27/11 15:19	MFF
o-Xylene	ND	0.0016	mg/Kg dry	1		SW-846 8260C	12/27/11	12/27/11 15:19	MFF

Surrogates	% Recovery	Recovery Limits	Flag	
1,2-Dichloroethane-d4	87.7	70-130		12/27/11 15:19
Toluene-d8	105	70-130		12/27/11 15:19
4-Bromofluorobenzene	90.0	70-130		12/27/11 15:19

con-test® ANALYTICAL LABORATORY

39 Spruce Street * East Longmeadow, MA 01028 * FAX 413/525-6405 * TEL. 413/525-2332

Project Location: 25 Skinner Street | Sample Description: | Work Order: 11L0904

Date Received: 12/23/2011

Field Sample #: B-113 2ft | Sampled: 12/22/2011 11:15

Sample ID: 11L0904-06

Sample Matrix: Soil

Semivolatile Organic Compounds by GC/MS

Analyte	Results	RL	Units	Dilution	Flag	Method	Date Prepared	Date/Time Analyzed	Analyst
Acenaphthene	ND	0.20	mg/Kg dry	1		SW-846 8270D	12/28/11	12/29/11 22:28	CDT
Acenaphthylene	ND	0.20	mg/Kg dry	1		SW-846 8270D	12/28/11	12/29/11 22:28	CDT
Anthracene	ND	0.20	mg/Kg dry	1		SW-846 8270D	12/28/11	12/29/11 22:28	CDT
Benzo(a)anthracene	ND	0.20	mg/Kg dry	1		SW-846 8270D	12/28/11	12/29/11 22:28	CDT
Benzo(a)pyrene	ND	0.20	mg/Kg dry	1		SW-846 8270D	12/28/11	12/29/11 22:28	CDT
Benzo(b)fluoranthene	ND	0.20	mg/Kg dry	1		SW-846 8270D	12/28/11	12/29/11 22:28	CDT
Benzo(g,h,i)perylene	ND	0.20	mg/Kg dry	1		SW-846 8270D	12/28/11	12/29/11 22:28	CDT
Benzo(k)fluoranthene	ND	0.20	mg/Kg dry	1		SW-846 8270D	12/28/11	12/29/11 22:28	CDT
Chrysene	ND	0.20	mg/Kg dry	1		SW-846 8270D	12/28/11	12/29/11 22:28	CDT
Dibenz(a,h)anthracene	ND	0.20	mg/Kg dry	1		SW-846 8270D	12/28/11	12/29/11 22:28	CDT
Fluoranthene	ND	0.20	mg/Kg dry	1		SW-846 8270D	12/28/11	12/29/11 22:28	CDT
Fluorene	ND	0.20	mg/Kg dry	1		SW-846 8270D	12/28/11	12/29/11 22:28	CDT
Indeno(1,2,3-cd)pyrene	ND	0.20	mg/Kg dry	1		SW-846 8270D	12/28/11	12/29/11 22:28	CDT
2-Methylnaphthalene	ND	0.20	mg/Kg dry	1		SW-846 8270D	12/28/11	12/29/11 22:28	CDT
Naphthalene	ND	0.20	mg/Kg dry	1		SW-846 8270D	12/28/11	12/29/11 22:28	CDT
Phenanthrene	ND	0.20	mg/Kg dry	1		SW-846 8270D	12/28/11	12/29/11 22:28	CDT
Pyrene	ND	0.20	mg/Kg dry	1		SW-846 8270D	12/28/11	12/29/11 22:28	CDT

Surrogates	% Recovery	Recovery Limits	Flag	
Nitrobenzene-d5	60.8	30-130		12/29/11 22:28
2-Fluorobiphenyl	70.8	30-130		12/29/11 22:28
Terphenyl-d14	47.6	30-130		12/29/11 22:28

con-test® ANALYTICAL LABORATORY

39 Spruce Street * East Longmeadow, MA 01028 * FAX 413/525-6405 * TEL. 413/525-2332

Project Location: 25 Skinner Street | Sample Description: | Work Order: 11L0904

Date Received: 12/23/2011

Field Sample #: B-113 2ft | Sampled: 12/22/2011 11:15

Sample ID: 11L0904-06

Sample Matrix: Soil

Polychlorinated Biphenyls By GC/ECD

Analyte	Results	RL	Units	Dilution	Flag	Method	Date Prepared	Date/Time Analyzed	Analyst
Aroclor-1016 [1]	ND	0.12	mg/Kg dry	5		SW-846 8082A	12/28/11	12/31/11 5:05	JMB
Aroclor-1221 [1]	ND	0.12	mg/Kg dry	5		SW-846 8082A	12/28/11	12/31/11 5:05	JMB
Aroclor-1232 [1]	ND	0.12	mg/Kg dry	5		SW-846 8082A	12/28/11	12/31/11 5:05	JMB
Aroclor-1242 [1]	ND	0.12	mg/Kg dry	5		SW-846 8082A	12/28/11	12/31/11 5:05	JMB
Aroclor-1248 [1]	ND	0.12	mg/Kg dry	5		SW-846 8082A	12/28/11	12/31/11 5:05	JMB
Aroclor-1254 [1]	ND	0.12	mg/Kg dry	5		SW-846 8082A	12/28/11	12/31/11 5:05	JMB
Aroclor-1260 [1]	ND	0.12	mg/Kg dry	5		SW-846 8082A	12/28/11	12/31/11 5:05	JMB
Aroclor-1262 [1]	ND	0.12	mg/Kg dry	5		SW-846 8082A	12/28/11	12/31/11 5:05	JMB
Aroclor-1268 [1]	ND	0.12	mg/Kg dry	5		SW-846 8082A	12/28/11	12/31/11 5:05	JMB

Surrogates	% Recovery	Recovery Limits	Flag	
Decachlorobiphenyl [1]	98.0	30-150		12/31/11 5:05
Decachlorobiphenyl [2]	70.4	30-150		12/31/11 5:05
Tetrachloro-m-xylene [1]	94.4	30-150		12/31/11 5:05
Tetrachloro-m-xylene [2]	98.4	30-150		12/31/11 5:05

39 Spruce Street * East Longmeadow, MA 01028 * FAX 413/525-6405 * TEL. 413/525-2332

Project Location: 25 Skinner Street
Sample Description:
Work Order: 11L0904

Date Received: 12/23/2011

Field Sample #: B-113 2ft
Sampled: 12/22/2011 11:15

Sample ID: 11L0904-06

Sample Matrix: Soil

Petroleum Hydrocarbons Analyses

Analyte	Results	RL	Units	Dilution	Flag	Method	Date Prepared	Date/Time Analyzed	Analyst
CT ETPH	120	12	mg/Kg dry	1		CTDEP ETPH	12/27/11	12/30/11 21:39	SCS

Surrogates	% Recovery	Recovery Limits	Flag	
o-Terphenyl	73.8	50-150		12/30/11 21:39

con-test® ANALYTICAL LABORATORY

39 Spruce Street * East Longmeadow, MA 01028 * FAX 413/525-6405 * TEL. 413/525-2332

Project Location: 25 Skinner Street | Sample Description: | Work Order: 11L0904

Date Received: 12/23/2011

Field Sample #: B-113 2ft | Sampled: 12/22/2011 11:15

Sample ID: 11L0904-06

Sample Matrix: Soil

Metals Analyses (Total)

Analyte	Results	RL	Units	Dilution	Flag	Method	Date Prepared	Date/Time Analyzed	Analyst
Antimony	5.5	2.8	mg/Kg dry	1		SW-846 6010C	12/28/11	12/30/11 10:54	OP
Arsenic	8.8	2.8	mg/Kg dry	1		SW-846 6010C	12/28/11	12/30/11 2:17	OP
Barium	56	2.8	mg/Kg dry	1		SW-846 6010C	12/28/11	12/30/11 2:17	OP
Beryllium	ND	0.28	mg/Kg dry	1		SW-846 6010C	12/28/11	12/30/11 10:54	OP
Cadmium	1.2	0.28	mg/Kg dry	1		SW-846 6010C	12/28/11	12/30/11 2:17	OP
Chromium	12	0.57	mg/Kg dry	1		SW-846 6010C	12/28/11	12/30/11 2:17	OP
Copper	2000	0.57	mg/Kg dry	1		SW-846 6010C	12/28/11	12/30/11 2:17	OP
Lead	360	0.85	mg/Kg dry	1		SW-846 6010C	12/28/11	12/30/11 2:17	OP
Mercury	0.064	0.029	mg/Kg dry	1		SW-846 7471B	12/28/11	12/29/11 12:13	AMR
Nickel	340	0.57	mg/Kg dry	1		SW-846 6010C	12/28/11	12/30/11 2:17	OP
Selenium	ND	5.7	mg/Kg dry	1		SW-846 6010C	12/28/11	12/30/11 2:17	OP
Silver	1.2	0.57	mg/Kg dry	1		SW-846 6010C	12/28/11	12/30/11 10:54	OP
Thallium	ND	2.8	mg/Kg dry	1		SW-846 6010C	12/28/11	12/30/11 2:17	OP
Vanadium	18	1.1	mg/Kg dry	1		SW-846 6010C	12/28/11	12/30/11 2:17	OP
Zinc	790	1.1	mg/Kg dry	1		SW-846 6010C	12/28/11	12/30/11 2:17	OP

39 Spruce Street * East Longmeadow, MA 01028 * FAX 413/525-6405 * TEL. 413/525-2332

Project Location: 25 Skinner Street
Sample Description:
Work Order: 11L0904

Date Received: 12/23/2011

Field Sample #: B-113 2ft
Sampled: 12/22/2011 11:15

Sample ID: 11L0904-06

Sample Matrix: Soil

Conventional Chemistry Parameters by EPA/APHA/SW-846 Methods (Total)

Analyte	Results	RL	Units	Dilution	Flag	Method	Date Prepared	Date/Time Analyzed	Analyst
% Solids	83.4		% Wt	1		SM 2540G	12/28/11	12/30/11 0:26	ESH

con-test® ANALYTICAL LABORATORY

39 Spruce Street * East Longmeadow, MA 01028 * FAX 413/525-6405 * TEL. 413/525-2332

Project Location: 25 Skinner Street | Sample Description: | Work Order: 11L0904

Date Received: 12/23/2011

Field Sample #: B-114 | Sampled: 12/22/2011 12:00

Sample ID: 11L0904-07

Sample Matrix: Soil

Volatile Organic Compounds by GC/MS

Analyte	Results	RL	Units	Dilution	Flag	Method	Date Prepared	Date/Time Analyzed	Analyst
Acetone	ND	0.077	mg/Kg dry	1	V-16	SW-846 8260C	12/27/11	12/27/11 15:48	MFF
Acrylonitrile	ND	0.0046	mg/Kg dry	1	V-16	SW-846 8260C	12/27/11	12/27/11 15:48	MFF
Benzene	ND	0.0015	mg/Kg dry	1		SW-846 8260C	12/27/11	12/27/11 15:48	MFF
Bromobenzene	ND	0.0015	mg/Kg dry	1		SW-846 8260C	12/27/11	12/27/11 15:48	MFF
Bromodichloromethane	ND	0.0015	mg/Kg dry	1		SW-846 8260C	12/27/11	12/27/11 15:48	MFF
Bromoform	ND	0.0015	mg/Kg dry	1		SW-846 8260C	12/27/11	12/27/11 15:48	MFF
Bromomethane	ND	0.0077	mg/Kg dry	1		SW-846 8260C	12/27/11	12/27/11 15:48	MFF
2-Butanone (MEK)	ND	0.031	mg/Kg dry	1	V-16	SW-846 8260C	12/27/11	12/27/11 15:48	MFF
n-Butylbenzene	ND	0.0015	mg/Kg dry	1		SW-846 8260C	12/27/11	12/27/11 15:48	MFF
sec-Butylbenzene	ND	0.0015	mg/Kg dry	1		SW-846 8260C	12/27/11	12/27/11 15:48	MFF
tert-Butylbenzene	ND	0.0015	mg/Kg dry	1		SW-846 8260C	12/27/11	12/27/11 15:48	MFF
Carbon Disulfide	ND	0.0046	mg/Kg dry	1		SW-846 8260C	12/27/11	12/27/11 15:48	MFF
Carbon Tetrachloride	ND	0.0015	mg/Kg dry	1		SW-846 8260C	12/27/11	12/27/11 15:48	MFF
Chlorobenzene	ND	0.0015	mg/Kg dry	1		SW-846 8260C	12/27/11	12/27/11 15:48	MFF
Chlorodibromomethane	ND	0.0015	mg/Kg dry	1		SW-846 8260C	12/27/11	12/27/11 15:48	MFF
Chloroethane	ND	0.015	mg/Kg dry	1		SW-846 8260C	12/27/11	12/27/11 15:48	MFF
Chloroform	ND	0.0031	mg/Kg dry	1		SW-846 8260C	12/27/11	12/27/11 15:48	MFF
Chloromethane	ND	0.0077	mg/Kg dry	1	V-05	SW-846 8260C	12/27/11	12/27/11 15:48	MFF
2-Chlorotoluene	ND	0.0015	mg/Kg dry	1		SW-846 8260C	12/27/11	12/27/11 15:48	MFF
4-Chlorotoluene	ND	0.0015	mg/Kg dry	1		SW-846 8260C	12/27/11	12/27/11 15:48	MFF
1,2-Dibromo-3-chloropropane (DBCP)	ND	0.0031	mg/Kg dry	1	V-05	SW-846 8260C	12/27/11	12/27/11 15:48	MFF
1,2-Dibromoethane (EDB)	ND	0.00077	mg/Kg dry	1		SW-846 8260C	12/27/11	12/27/11 15:48	MFF
Dibromomethane	ND	0.0015	mg/Kg dry	1		SW-846 8260C	12/27/11	12/27/11 15:48	MFF
1,2-Dichlorobenzene	ND	0.0015	mg/Kg dry	1		SW-846 8260C	12/27/11	12/27/11 15:48	MFF
1,3-Dichlorobenzene	ND	0.0015	mg/Kg dry	1		SW-846 8260C	12/27/11	12/27/11 15:48	MFF
1,4-Dichlorobenzene	ND	0.0015	mg/Kg dry	1		SW-846 8260C	12/27/11	12/27/11 15:48	MFF
trans-1,4-Dichloro-2-butene	ND	0.0031	mg/Kg dry	1	V-05	SW-846 8260C	12/27/11	12/27/11 15:48	MFF
Dichlorodifluoromethane (Freon 12)	ND	0.015	mg/Kg dry	1	V-05	SW-846 8260C	12/27/11	12/27/11 15:48	MFF
1,1-Dichloroethane	ND	0.0015	mg/Kg dry	1		SW-846 8260C	12/27/11	12/27/11 15:48	MFF
1,2-Dichloroethane	ND	0.0015	mg/Kg dry	1		SW-846 8260C	12/27/11	12/27/11 15:48	MFF
1,1-Dichloroethylene	ND	0.0031	mg/Kg dry	1		SW-846 8260C	12/27/11	12/27/11 15:48	MFF
cis-1,2-Dichloroethylene	ND	0.0015	mg/Kg dry	1		SW-846 8260C	12/27/11	12/27/11 15:48	MFF
trans-1,2-Dichloroethylene	ND	0.0015	mg/Kg dry	1		SW-846 8260C	12/27/11	12/27/11 15:48	MFF
1,2-Dichloropropane	ND	0.0015	mg/Kg dry	1		SW-846 8260C	12/27/11	12/27/11 15:48	MFF
1,3-Dichloropropane	ND	0.00077	mg/Kg dry	1		SW-846 8260C	12/27/11	12/27/11 15:48	MFF
2,2-Dichloropropane	ND	0.0015	mg/Kg dry	1	V-05	SW-846 8260C	12/27/11	12/27/11 15:48	MFF
1,1-Dichloropropene	ND	0.0015	mg/Kg dry	1		SW-846 8260C	12/27/11	12/27/11 15:48	MFF
cis-1,3-Dichloropropene	ND	0.00077	mg/Kg dry	1		SW-846 8260C	12/27/11	12/27/11 15:48	MFF
trans-1,3-Dichloropropene	ND	0.00077	mg/Kg dry	1		SW-846 8260C	12/27/11	12/27/11 15:48	MFF
Ethylbenzene	ND	0.0015	mg/Kg dry	1		SW-846 8260C	12/27/11	12/27/11 15:48	MFF
Hexachlorobutadiene	ND	0.0015	mg/Kg dry	1		SW-846 8260C	12/27/11	12/27/11 15:48	MFF
2-Hexanone (MBK)	ND	0.015	mg/Kg dry	1		SW-846 8260C	12/27/11	12/27/11 15:48	MFF
Isopropylbenzene (Cumene)	ND	0.0015	mg/Kg dry	1		SW-846 8260C	12/27/11	12/27/11 15:48	MFF

con-test® ANALYTICAL LABORATORY

39 Spruce Street * East Longmeadow, MA 01028 * FAX 413/525-6405 * TEL. 413/525-2332

Project Location: 25 Skinner Street | Sample Description: | Work Order: 11L0904

Date Received: 12/23/2011

Field Sample #: B-114 | Sampled: 12/22/2011 12:00

Sample ID: 11L0904-07

Sample Matrix: Soil

Volatile Organic Compounds by GC/MS

Analyte	Results	RL	Units	Dilution	Flag	Method	Date Prepared	Date/Time Analyzed	Analyst
p-Isopropyltoluene (p-Cymene)	ND	0.0015	mg/Kg dry	1		SW-846 8260C	12/27/11	12/27/11 15:48	MFF
Methyl tert-Butyl Ether (MTBE)	ND	0.0031	mg/Kg dry	1		SW-846 8260C	12/27/11	12/27/11 15:48	MFF
Methylene Chloride	ND	0.015	mg/Kg dry	1		SW-846 8260C	12/27/11	12/27/11 15:48	MFF
4-Methyl-2-pentanone (MIBK)	ND	0.015	mg/Kg dry	1		SW-846 8260C	12/27/11	12/27/11 15:48	MFF
Naphthalene	ND	0.0031	mg/Kg dry	1	V-05	SW-846 8260C	12/27/11	12/27/11 15:48	MFF
n-Propylbenzene	ND	0.0015	mg/Kg dry	1		SW-846 8260C	12/27/11	12/27/11 15:48	MFF
Styrene	ND	0.0015	mg/Kg dry	1		SW-846 8260C	12/27/11	12/27/11 15:48	MFF
1,1,1,2-Tetrachloroethane	ND	0.0015	mg/Kg dry	1		SW-846 8260C	12/27/11	12/27/11 15:48	MFF
1,1,2,2-Tetrachloroethane	ND	0.00077	mg/Kg dry	1		SW-846 8260C	12/27/11	12/27/11 15:48	MFF
Tetrachloroethylene	ND	0.0015	mg/Kg dry	1		SW-846 8260C	12/27/11	12/27/11 15:48	MFF
Tetrahydrofuran	ND	0.0077	mg/Kg dry	1	V-16	SW-846 8260C	12/27/11	12/27/11 15:48	MFF
Toluene	ND	0.0015	mg/Kg dry	1		SW-846 8260C	12/27/11	12/27/11 15:48	MFF
1,2,3-Trichlorobenzene	ND	0.0015	mg/Kg dry	1		SW-846 8260C	12/27/11	12/27/11 15:48	MFF
1,2,4-Trichlorobenzene	ND	0.0015	mg/Kg dry	1		SW-846 8260C	12/27/11	12/27/11 15:48	MFF
1,1,1-Trichloroethane	ND	0.0015	mg/Kg dry	1		SW-846 8260C	12/27/11	12/27/11 15:48	MFF
1,1,2-Trichloroethane	ND	0.0015	mg/Kg dry	1		SW-846 8260C	12/27/11	12/27/11 15:48	MFF
Trichloroethylene	ND	0.0015	mg/Kg dry	1		SW-846 8260C	12/27/11	12/27/11 15:48	MFF
Trichlorofluoromethane (Freon 11)	ND	0.0077	mg/Kg dry	1		SW-846 8260C	12/27/11	12/27/11 15:48	MFF
1,2,3-Trichloropropane	ND	0.0015	mg/Kg dry	1		SW-846 8260C	12/27/11	12/27/11 15:48	MFF
1,1,2-Trichloro-1,2,2-trifluoroethane (Freon 113)	ND	0.0077	mg/Kg dry	1		SW-846 8260C	12/27/11	12/27/11 15:48	MFF
1,2,4-Trimethylbenzene	ND	0.0015	mg/Kg dry	1		SW-846 8260C	12/27/11	12/27/11 15:48	MFF
1,3,5-Trimethylbenzene	ND	0.0015	mg/Kg dry	1		SW-846 8260C	12/27/11	12/27/11 15:48	MFF
Vinyl Chloride	ND	0.0077	mg/Kg dry	1		SW-846 8260C	12/27/11	12/27/11 15:48	MFF
m+p Xylene	ND	0.0031	mg/Kg dry	1		SW-846 8260C	12/27/11	12/27/11 15:48	MFF
o-Xylene	ND	0.0015	mg/Kg dry	1		SW-846 8260C	12/27/11	12/27/11 15:48	MFF

Surrogates	% Recovery	Recovery Limits	Flag	
1,2-Dichloroethane-d4	86.7	70-130		12/27/11 15:48
Toluene-d8	106	70-130		12/27/11 15:48
4-Bromofluorobenzene	92.8	70-130		12/27/11 15:48

con-test® ANALYTICAL LABORATORY

39 Spruce Street * East Longmeadow, MA 01028 * FAX 413/525-6405 * TEL. 413/525-2332

Project Location: 25 Skinner Street | Sample Description: | Work Order: 11L0904

Date Received: 12/23/2011

Field Sample #: B-114 | Sampled: 12/22/2011 12:00

Sample ID: 11L0904-07

Sample Matrix: Soil

Semivolatile Organic Compounds by GC/MS

Analyte	Results	RL	Units	Dilution	Flag	Method	Date Prepared	Date/Time Analyzed	Analyst
Acenaphthene	ND	0.25	mg/Kg dry	1		SW-846 8270D	12/28/11	12/29/11 23:01	CDT
Acenaphthylene	ND	0.25	mg/Kg dry	1		SW-846 8270D	12/28/11	12/29/11 23:01	CDT
Anthracene	ND	0.25	mg/Kg dry	1		SW-846 8270D	12/28/11	12/29/11 23:01	CDT
Benzo(a)anthracene	0.26	0.25	mg/Kg dry	1		SW-846 8270D	12/28/11	12/29/11 23:01	CDT
Benzo(a)pyrene	0.28	0.25	mg/Kg dry	1		SW-846 8270D	12/28/11	12/29/11 23:01	CDT
Benzo(b)fluoranthene	0.37	0.25	mg/Kg dry	1		SW-846 8270D	12/28/11	12/29/11 23:01	CDT
Benzo(g,h,i)perylene	ND	0.25	mg/Kg dry	1		SW-846 8270D	12/28/11	12/29/11 23:01	CDT
Benzo(k)fluoranthene	ND	0.25	mg/Kg dry	1		SW-846 8270D	12/28/11	12/29/11 23:01	CDT
Chrysene	0.32	0.25	mg/Kg dry	1		SW-846 8270D	12/28/11	12/29/11 23:01	CDT
Dibenz(a,h)anthracene	ND	0.25	mg/Kg dry	1		SW-846 8270D	12/28/11	12/29/11 23:01	CDT
Fluoranthene	0.54	0.25	mg/Kg dry	1		SW-846 8270D	12/28/11	12/29/11 23:01	CDT
Fluorene	ND	0.25	mg/Kg dry	1		SW-846 8270D	12/28/11	12/29/11 23:01	CDT
Indeno(1,2,3-cd)pyrene	ND	0.25	mg/Kg dry	1		SW-846 8270D	12/28/11	12/29/11 23:01	CDT
2-Methylnaphthalene	ND	0.25	mg/Kg dry	1		SW-846 8270D	12/28/11	12/29/11 23:01	CDT
Naphthalene	ND	0.25	mg/Kg dry	1		SW-846 8270D	12/28/11	12/29/11 23:01	CDT
Phenanthrene	0.30	0.25	mg/Kg dry	1		SW-846 8270D	12/28/11	12/29/11 23:01	CDT
Pyrene	0.47	0.25	mg/Kg dry	1		SW-846 8270D	12/28/11	12/29/11 23:01	CDT

Surrogates	% Recovery	Recovery Limits	Flag	
Nitrobenzene-d5	64.7	30-130		12/29/11 23:01
2-Fluorobiphenyl	67.5	30-130		12/29/11 23:01
Terphenyl-d14	52.3	30-130		12/29/11 23:01

39 Spruce Street * East Longmeadow, MA 01028 * FAX 413/525-6405 * TEL. 413/525-2332

Project Location: 25 Skinner Street | Sample Description: | Work Order: 11L0904

Date Received: 12/23/2011

Field Sample #: B-114 | Sampled: 12/22/2011 12:00

Sample ID: 11L0904-07

Sample Matrix: Soil

Polychlorinated Biphenyls By GC/ECD

Analyte	Results	RL	Units	Dilution	Flag	Method	Date Prepared	Date/Time Analyzed	Analyst
Aroclor-1016 [1]	ND	0.14	mg/Kg dry	5		SW-846 8082A	12/28/11	12/31/11 5:17	JMB
Aroclor-1221 [1]	ND	0.14	mg/Kg dry	5		SW-846 8082A	12/28/11	12/31/11 5:17	JMB
Aroclor-1232 [1]	ND	0.14	mg/Kg dry	5		SW-846 8082A	12/28/11	12/31/11 5:17	JMB
Aroclor-1242 [1]	ND	0.14	mg/Kg dry	5		SW-846 8082A	12/28/11	12/31/11 5:17	JMB
Aroclor-1248 [1]	ND	0.14	mg/Kg dry	5		SW-846 8082A	12/28/11	12/31/11 5:17	JMB
Aroclor-1254 [1]	ND	0.14	mg/Kg dry	5		SW-846 8082A	12/28/11	12/31/11 5:17	JMB
Aroclor-1260 [1]	ND	0.14	mg/Kg dry	5		SW-846 8082A	12/28/11	12/31/11 5:17	JMB
Aroclor-1262 [1]	ND	0.14	mg/Kg dry	5		SW-846 8082A	12/28/11	12/31/11 5:17	JMB
Aroclor-1268 [1]	ND	0.14	mg/Kg dry	5		SW-846 8082A	12/28/11	12/31/11 5:17	JMB

Surrogates	% Recovery	Recovery Limits	Flag	
Decachlorobiphenyl [1]	99.0	30-150		12/31/11 5:17
Decachlorobiphenyl [2]	84.1	30-150		12/31/11 5:17
Tetrachloro-m-xylene [1]	102	30-150		12/31/11 5:17
Tetrachloro-m-xylene [2]	106	30-150		12/31/11 5:17

39 Spruce Street * East Longmeadow, MA 01028 * FAX 413/525-6405 * TEL. 413/525-2332

Project Location: 25 Skinner Street
Sample Description:
Work Order: 11L0904

Date Received: 12/23/2011

Field Sample #: B-114
Sampled: 12/22/2011 12:00

Sample ID: 11L0904-07

Sample Matrix: Soil

Petroleum Hydrocarbons Analyses

Analyte	Results	RL	Units	Dilution	Flag	Method	Date Prepared	Date/Time Analyzed	Analyst
CT ETPH	710	290	mg/Kg dry	10		CTDEP ETPH	12/27/11	12/30/11 22:00	SCS

Surrogates	% Recovery	Recovery Limits	Flag		
o-Terphenyl	88.9	50-150			12/30/11 22:00

39 Spruce Street * East Longmeadow, MA 01028 * FAX 413/525-6405 * TEL. 413/525-2332

Project Location: 25 Skinner Street
Sample Description:
Work Order: 11L0904

Date Received: 12/23/2011

Field Sample #: B-114
Sampled: 12/22/2011 12:00

Sample ID: 11L0904-07

Sample Matrix: Soil

Metals Analyses (Total)

Analyte	Results	RL	Units	Dilution	Flag	Method	Date Prepared	Date/Time Analyzed	Analyst
Antimony	ND	3.4	mg/Kg dry	1		SW-846 6010C	12/28/11	12/30/11 9:04	OP
Arsenic	3.8	3.4	mg/Kg dry	1		SW-846 6010C	12/28/11	12/28/11 19:17	KSH
Barium	150	3.4	mg/Kg dry	1		SW-846 6010C	12/28/11	12/28/11 19:17	KSH
Beryllium	ND	0.34	mg/Kg dry	1		SW-846 6010C	12/28/11	12/28/11 19:17	KSH
Cadmium	0.61	0.34	mg/Kg dry	1		SW-846 6010C	12/28/11	12/28/11 19:17	KSH
Chromium	15	0.68	mg/Kg dry	1		SW-846 6010C	12/28/11	12/28/11 19:17	KSH
Copper	44	0.68	mg/Kg dry	1		SW-846 6010C	12/28/11	12/28/11 19:17	KSH
Lead	17	1.0	mg/Kg dry	1		SW-846 6010C	12/28/11	12/29/11 22:38	OP
Mercury	ND	0.036	mg/Kg dry	1		SW-846 7471B	12/28/11	12/29/11 12:15	AMR
Nickel	11	0.68	mg/Kg dry	1		SW-846 6010C	12/28/11	12/28/11 19:17	KSH
Selenium	ND	6.8	mg/Kg dry	1		SW-846 6010C	12/28/11	12/28/11 19:17	KSH
Silver	0.92	0.68	mg/Kg dry	1		SW-846 6010C	12/28/11	12/28/11 19:17	KSH
Thallium	ND	3.4	mg/Kg dry	1		SW-846 6010C	12/28/11	12/28/11 19:17	KSH
Vanadium	24	1.4	mg/Kg dry	1		SW-846 6010C	12/28/11	12/28/11 19:17	KSH
Zinc	74	1.4	mg/Kg dry	1		SW-846 6010C	12/28/11	12/28/11 19:17	KSH

39 Spruce Street * East Longmeadow, MA 01028 * FAX 413/525-6405 * TEL. 413/525-2332

Project Location: 25 Skinner Street
Sample Description:
Work Order: 11L0904

Date Received: 12/23/2011

Field Sample #: B-114
Sampled: 12/22/2011 12:00

Sample ID: 11L0904-07

Sample Matrix: Soil

Conventional Chemistry Parameters by EPA/APHA/SW-846 Methods (Total)

Analyte	Results	RL	Units	Dilution	Flag	Method	Date Prepared	Date/Time Analyzed	Analyst
% Solids	69.2		% Wt	1		SM 2540G	12/28/11	12/30/11 0:26	ESH

con-test® ANALYTICAL LABORATORY

39 Spruce Street * East Longmeadow, MA 01028 * FAX 413/525-6405 * TEL. 413/525-2332

Project Location: 25 Skinner Street | Sample Description: | Work Order: 11L0904

Date Received: 12/23/2011

Field Sample #: B-119 1.5ft | Sampled: 12/22/2011 12:30

Sample ID: 11L0904-08

Sample Matrix: Soil

Volatile Organic Compounds by GC/MS

Analyte	Results	RL	Units	Dilution	Flag	Method	Date Prepared	Date/Time Analyzed	Analyst
Acetone	ND	0.084	mg/Kg dry	1	V-16	SW-846 8260C	12/27/11	12/27/11 16:17	MFF
Acrylonitrile	ND	0.0051	mg/Kg dry	1	V-16	SW-846 8260C	12/27/11	12/27/11 16:17	MFF
Benzene	ND	0.0017	mg/Kg dry	1		SW-846 8260C	12/27/11	12/27/11 16:17	MFF
Bromobenzene	ND	0.0017	mg/Kg dry	1		SW-846 8260C	12/27/11	12/27/11 16:17	MFF
Bromodichloromethane	ND	0.0017	mg/Kg dry	1		SW-846 8260C	12/27/11	12/27/11 16:17	MFF
Bromoform	ND	0.0017	mg/Kg dry	1		SW-846 8260C	12/27/11	12/27/11 16:17	MFF
Bromomethane	ND	0.0084	mg/Kg dry	1		SW-846 8260C	12/27/11	12/27/11 16:17	MFF
2-Butanone (MEK)	ND	0.034	mg/Kg dry	1	V-16	SW-846 8260C	12/27/11	12/27/11 16:17	MFF
n-Butylbenzene	ND	0.0017	mg/Kg dry	1		SW-846 8260C	12/27/11	12/27/11 16:17	MFF
sec-Butylbenzene	ND	0.0017	mg/Kg dry	1		SW-846 8260C	12/27/11	12/27/11 16:17	MFF
tert-Butylbenzene	ND	0.0017	mg/Kg dry	1		SW-846 8260C	12/27/11	12/27/11 16:17	MFF
Carbon Disulfide	ND	0.0051	mg/Kg dry	1		SW-846 8260C	12/27/11	12/27/11 16:17	MFF
Carbon Tetrachloride	ND	0.0017	mg/Kg dry	1		SW-846 8260C	12/27/11	12/27/11 16:17	MFF
Chlorobenzene	ND	0.0017	mg/Kg dry	1		SW-846 8260C	12/27/11	12/27/11 16:17	MFF
Chlorodibromomethane	ND	0.0017	mg/Kg dry	1		SW-846 8260C	12/27/11	12/27/11 16:17	MFF
Chloroethane	ND	0.017	mg/Kg dry	1		SW-846 8260C	12/27/11	12/27/11 16:17	MFF
Chloroform	ND	0.0034	mg/Kg dry	1		SW-846 8260C	12/27/11	12/27/11 16:17	MFF
Chloromethane	ND	0.0084	mg/Kg dry	1	V-05	SW-846 8260C	12/27/11	12/27/11 16:17	MFF
2-Chlorotoluene	ND	0.0017	mg/Kg dry	1		SW-846 8260C	12/27/11	12/27/11 16:17	MFF
4-Chlorotoluene	ND	0.0017	mg/Kg dry	1		SW-846 8260C	12/27/11	12/27/11 16:17	MFF
1,2-Dibromo-3-chloropropane (DBCP)	ND	0.0034	mg/Kg dry	1	V-05	SW-846 8260C	12/27/11	12/27/11 16:17	MFF
1,2-Dibromoethane (EDB)	ND	0.00084	mg/Kg dry	1		SW-846 8260C	12/27/11	12/27/11 16:17	MFF
Dibromomethane	ND	0.0017	mg/Kg dry	1		SW-846 8260C	12/27/11	12/27/11 16:17	MFF
1,2-Dichlorobenzene	ND	0.0017	mg/Kg dry	1		SW-846 8260C	12/27/11	12/27/11 16:17	MFF
1,3-Dichlorobenzene	ND	0.0017	mg/Kg dry	1		SW-846 8260C	12/27/11	12/27/11 16:17	MFF
1,4-Dichlorobenzene	ND	0.0017	mg/Kg dry	1		SW-846 8260C	12/27/11	12/27/11 16:17	MFF
trans-1,4-Dichloro-2-butene	ND	0.0034	mg/Kg dry	1	V-05	SW-846 8260C	12/27/11	12/27/11 16:17	MFF
Dichlorodifluoromethane (Freon 12)	ND	0.017	mg/Kg dry	1	V-05	SW-846 8260C	12/27/11	12/27/11 16:17	MFF
1,1-Dichloroethane	0.0021	0.0017	mg/Kg dry	1		SW-846 8260C	12/27/11	12/27/11 16:17	MFF
1,2-Dichloroethane	ND	0.0017	mg/Kg dry	1		SW-846 8260C	12/27/11	12/27/11 16:17	MFF
1,1-Dichloroethylene	ND	0.0034	mg/Kg dry	1		SW-846 8260C	12/27/11	12/27/11 16:17	MFF
cis-1,2-Dichloroethylene	ND	0.0017	mg/Kg dry	1		SW-846 8260C	12/27/11	12/27/11 16:17	MFF
trans-1,2-Dichloroethylene	ND	0.0017	mg/Kg dry	1		SW-846 8260C	12/27/11	12/27/11 16:17	MFF
1,2-Dichloropropane	ND	0.0017	mg/Kg dry	1		SW-846 8260C	12/27/11	12/27/11 16:17	MFF
1,3-Dichloropropane	ND	0.00084	mg/Kg dry	1		SW-846 8260C	12/27/11	12/27/11 16:17	MFF
2,2-Dichloropropane	ND	0.0017	mg/Kg dry	1	V-05	SW-846 8260C	12/27/11	12/27/11 16:17	MFF
1,1-Dichloropropene	ND	0.0017	mg/Kg dry	1		SW-846 8260C	12/27/11	12/27/11 16:17	MFF
cis-1,3-Dichloropropene	ND	0.00084	mg/Kg dry	1		SW-846 8260C	12/27/11	12/27/11 16:17	MFF
trans-1,3-Dichloropropene	ND	0.00084	mg/Kg dry	1		SW-846 8260C	12/27/11	12/27/11 16:17	MFF
Ethylbenzene	ND	0.0017	mg/Kg dry	1		SW-846 8260C	12/27/11	12/27/11 16:17	MFF
Hexachlorobutadiene	ND	0.0017	mg/Kg dry	1		SW-846 8260C	12/27/11	12/27/11 16:17	MFF
2-Hexanone (MBK)	ND	0.017	mg/Kg dry	1		SW-846 8260C	12/27/11	12/27/11 16:17	MFF
Isopropylbenzene (Cumene)	ND	0.0017	mg/Kg dry	1		SW-846 8260C	12/27/11	12/27/11 16:17	MFF

con-test® ANALYTICAL LABORATORY

39 Spruce Street * East Longmeadow, MA 01028 * FAX 413/525-6405 * TEL. 413/525-2332

Project Location: 25 Skinner Street | Sample Description: | Work Order: 11L0904

Date Received: 12/23/2011

Field Sample #: B-119 1.5ft | Sampled: 12/22/2011 12:30

Sample ID: 11L0904-08

Sample Matrix: Soil

Volatile Organic Compounds by GC/MS

Analyte	Results	RL	Units	Dilution	Flag	Method	Date Prepared	Date/Time Analyzed	Analyst
p-Isopropyltoluene (p-Cymene)	ND	0.0017	mg/Kg dry	1		SW-846 8260C	12/27/11	12/27/11 16:17	MFF
Methyl tert-Butyl Ether (MTBE)	ND	0.0034	mg/Kg dry	1		SW-846 8260C	12/27/11	12/27/11 16:17	MFF
Methylene Chloride	ND	0.017	mg/Kg dry	1		SW-846 8260C	12/27/11	12/27/11 16:17	MFF
4-Methyl-2-pentanone (MIBK)	ND	0.017	mg/Kg dry	1		SW-846 8260C	12/27/11	12/27/11 16:17	MFF
Naphthalene	ND	0.0034	mg/Kg dry	1	V-05	SW-846 8260C	12/27/11	12/27/11 16:17	MFF
n-Propylbenzene	ND	0.0017	mg/Kg dry	1		SW-846 8260C	12/27/11	12/27/11 16:17	MFF
Styrene	ND	0.0017	mg/Kg dry	1		SW-846 8260C	12/27/11	12/27/11 16:17	MFF
1,1,1,2-Tetrachloroethane	ND	0.0017	mg/Kg dry	1		SW-846 8260C	12/27/11	12/27/11 16:17	MFF
1,1,2,2-Tetrachloroethane	ND	0.00084	mg/Kg dry	1		SW-846 8260C	12/27/11	12/27/11 16:17	MFF
Tetrachloroethylene	ND	0.0017	mg/Kg dry	1		SW-846 8260C	12/27/11	12/27/11 16:17	MFF
Tetrahydrofuran	ND	0.0084	mg/Kg dry	1	V-16	SW-846 8260C	12/27/11	12/27/11 16:17	MFF
Toluene	ND	0.0017	mg/Kg dry	1		SW-846 8260C	12/27/11	12/27/11 16:17	MFF
1,2,3-Trichlorobenzene	ND	0.0017	mg/Kg dry	1		SW-846 8260C	12/27/11	12/27/11 16:17	MFF
1,2,4-Trichlorobenzene	ND	0.0017	mg/Kg dry	1		SW-846 8260C	12/27/11	12/27/11 16:17	MFF
1,1,1-Trichloroethane	ND	0.0017	mg/Kg dry	1		SW-846 8260C	12/27/11	12/27/11 16:17	MFF
1,1,2-Trichloroethane	ND	0.0017	mg/Kg dry	1		SW-846 8260C	12/27/11	12/27/11 16:17	MFF
Trichloroethylene	0.0042	0.0017	mg/Kg dry	1		SW-846 8260C	12/27/11	12/27/11 16:17	MFF
Trichlorofluoromethane (Freon 11)	ND	0.0084	mg/Kg dry	1		SW-846 8260C	12/27/11	12/27/11 16:17	MFF
1,2,3-Trichloropropane	ND	0.0017	mg/Kg dry	1		SW-846 8260C	12/27/11	12/27/11 16:17	MFF
1,1,2-Trichloro-1,2,2-trifluoroethane (Freon 113)	ND	0.0084	mg/Kg dry	1		SW-846 8260C	12/27/11	12/27/11 16:17	MFF
1,2,4-Trimethylbenzene	ND	0.0017	mg/Kg dry	1		SW-846 8260C	12/27/11	12/27/11 16:17	MFF
1,3,5-Trimethylbenzene	ND	0.0017	mg/Kg dry	1		SW-846 8260C	12/27/11	12/27/11 16:17	MFF
Vinyl Chloride	ND	0.0084	mg/Kg dry	1		SW-846 8260C	12/27/11	12/27/11 16:17	MFF
m+p Xylene	ND	0.0034	mg/Kg dry	1		SW-846 8260C	12/27/11	12/27/11 16:17	MFF
o-Xylene	ND	0.0017	mg/Kg dry	1		SW-846 8260C	12/27/11	12/27/11 16:17	MFF

Surrogates	% Recovery	Recovery Limits	Flag	
1,2-Dichloroethane-d4	89.2	70-130		12/27/11 16:17
Toluene-d8	105	70-130		12/27/11 16:17
4-Bromofluorobenzene	90.4	70-130		12/27/11 16:17

con-test® ANALYTICAL LABORATORY

39 Spruce Street * East Longmeadow, MA 01028 * FAX 413/525-6405 * TEL. 413/525-2332

Project Location: 25 Skinner Street | Sample Description: | Work Order: 11L0904

Date Received: 12/23/2011

Field Sample #: B-119 1.5ft | Sampled: 12/22/2011 12:30

Sample ID: 11L0904-08

Sample Matrix: Soil

Semivolatile Organic Compounds by GC/MS

Analyte	Results	RL	Units	Dilution	Flag	Method	Date Prepared	Date/Time Analyzed	Analyst
Acenaphthene	ND	0.50	mg/Kg dry	2		SW-846 8270D	12/28/11	12/31/11 13:27	CDT
Acenaphthylene	0.63	0.50	mg/Kg dry	2		SW-846 8270D	12/28/11	12/31/11 13:27	CDT
Anthracene	ND	0.50	mg/Kg dry	2		SW-846 8270D	12/28/11	12/31/11 13:27	CDT
Benzo(a)anthracene	2.1	0.50	mg/Kg dry	2		SW-846 8270D	12/28/11	12/31/11 13:27	CDT
Benzo(a)pyrene	2.7	0.50	mg/Kg dry	2		SW-846 8270D	12/28/11	12/31/11 13:27	CDT
Benzo(b)fluoranthene	3.8	0.50	mg/Kg dry	2		SW-846 8270D	12/28/11	12/31/11 13:27	CDT
Benzo(g,h,i)perylene	1.7	0.50	mg/Kg dry	2		SW-846 8270D	12/28/11	12/31/11 13:27	CDT
Benzo(k)fluoranthene	1.6	0.50	mg/Kg dry	2		SW-846 8270D	12/28/11	12/31/11 13:27	CDT
Chrysene	3.2	0.50	mg/Kg dry	2		SW-846 8270D	12/28/11	12/31/11 13:27	CDT
Dibenz(a,h)anthracene	ND	0.50	mg/Kg dry	2		SW-846 8270D	12/28/11	12/31/11 13:27	CDT
Fluoranthene	4.4	0.50	mg/Kg dry	2		SW-846 8270D	12/28/11	12/31/11 13:27	CDT
Fluorene	ND	0.50	mg/Kg dry	2		SW-846 8270D	12/28/11	12/31/11 13:27	CDT
Indeno(1,2,3-cd)pyrene	1.9	0.50	mg/Kg dry	2		SW-846 8270D	12/28/11	12/31/11 13:27	CDT
2-Methylnaphthalene	ND	0.50	mg/Kg dry	2		SW-846 8270D	12/28/11	12/31/11 13:27	CDT
Naphthalene	ND	0.50	mg/Kg dry	2		SW-846 8270D	12/28/11	12/31/11 13:27	CDT
Phenanthrene	3.1	0.50	mg/Kg dry	2		SW-846 8270D	12/28/11	12/31/11 13:27	CDT
Pyrene	4.2	0.50	mg/Kg dry	2		SW-846 8270D	12/28/11	12/31/11 13:27	CDT

Surrogates	% Recovery	Recovery Limits	Flag	
Nitrobenzene-d5	68.4	30-130		12/31/11 13:27
2-Fluorobiphenyl	75.3	30-130		12/31/11 13:27
Terphenyl-d14	54.8	30-130		12/31/11 13:27

39 Spruce Street * East Longmeadow, MA 01028 * FAX 413/525-6405 * TEL. 413/525-2332

Project Location: 25 Skinner Street | Sample Description: | Work Order: 11L0904

Date Received: 12/23/2011

Field Sample #: B-119 1.5ft | Sampled: 12/22/2011 12:30

Sample ID: 11L0904-08

Sample Matrix: Soil

Polychlorinated Biphenyls By GC/ECD

Analyte	Results	RL	Units	Dilution	Flag	Method	Date Prepared	Date/Time Analyzed	Analyst
Aroclor-1016 [1]	ND	0.15	mg/Kg dry	5		SW-846 8082A	12/28/11	12/31/11 5:30	JMB
Aroclor-1221 [1]	ND	0.15	mg/Kg dry	5		SW-846 8082A	12/28/11	12/31/11 5:30	JMB
Aroclor-1232 [1]	ND	0.15	mg/Kg dry	5		SW-846 8082A	12/28/11	12/31/11 5:30	JMB
Aroclor-1242 [1]	ND	0.15	mg/Kg dry	5		SW-846 8082A	12/28/11	12/31/11 5:30	JMB
Aroclor-1248 [1]	ND	0.15	mg/Kg dry	5		SW-846 8082A	12/28/11	12/31/11 5:30	JMB
Aroclor-1254 [2]	0.58	0.15	mg/Kg dry	5		SW-846 8082A	12/28/11	12/31/11 5:30	JMB
Aroclor-1260 [1]	ND	0.15	mg/Kg dry	5		SW-846 8082A	12/28/11	12/31/11 5:30	JMB
Aroclor-1262 [1]	ND	0.15	mg/Kg dry	5		SW-846 8082A	12/28/11	12/31/11 5:30	JMB
Aroclor-1268 [1]	ND	0.15	mg/Kg dry	5		SW-846 8082A	12/28/11	12/31/11 5:30	JMB

Surrogates	% Recovery	Recovery Limits	Flag	
Decachlorobiphenyl [1]	91.1	30-150		12/31/11 5:30
Decachlorobiphenyl [2]	89.1	30-150		12/31/11 5:30
Tetrachloro-m-xylene [1]	104	30-150		12/31/11 5:30
Tetrachloro-m-xylene [2]	108	30-150		12/31/11 5:30

39 Spruce Street * East Longmeadow, MA 01028 * FAX 413/525-6405 * TEL. 413/525-2332

Project Location: 25 Skinner Street
Sample Description:
Work Order: 11L0904

Date Received: 12/23/2011

Field Sample #: B-119 1.5ft
Sampled: 12/22/2011 12:30

Sample ID: 11L0904-08

Sample Matrix: Soil

Petroleum Hydrocarbons Analyses

Analyte	Results	RL	Units	Dilution	Flag	Method	Date Prepared	Date/Time Analyzed	Analyst
CT ETPH	1800	290	mg/Kg dry	10		CTDEP ETPH	12/27/11	12/30/11 22:21	SCS

Surrogates	% Recovery	Recovery Limits	Flag	
o-Terphenyl	87.9	50-150		12/30/11 22:21

con-test® ANALYTICAL LABORATORY

39 Spruce Street * East Longmeadow, MA 01028 * FAX 413/525-6405 * TEL. 413/525-2332

Project Location: 25 Skinner Street | Sample Description: | Work Order: 11L0904

Date Received: 12/23/2011

Field Sample #: B-119 1.5ft | Sampled: 12/22/2011 12:30

Sample ID: 11L0904-08

Sample Matrix: Soil

Metals Analyses (Total)

Analyte	Results	RL	Units	Dilution	Flag	Method	Date Prepared	Date/Time Analyzed	Analyst
Antimony	ND	3.6	mg/Kg dry	1		SW-846 6010C	12/28/11	12/30/11 9:10	OP
Arsenic	ND	3.6	mg/Kg dry	1		SW-846 6010C	12/28/11	12/28/11 19:22	KSH
Barium	350	3.6	mg/Kg dry	1		SW-846 6010C	12/28/11	12/28/11 19:22	KSH
Beryllium	ND	0.36	mg/Kg dry	1		SW-846 6010C	12/28/11	12/28/11 19:22	KSH
Cadmium	23	0.36	mg/Kg dry	1		SW-846 6010C	12/28/11	12/28/11 19:22	KSH
Chromium	63	0.72	mg/Kg dry	1		SW-846 6010C	12/28/11	12/28/11 19:22	KSH
Copper	970	0.72	mg/Kg dry	1		SW-846 6010C	12/28/11	12/28/11 19:22	KSH
Lead	710	1.1	mg/Kg dry	1		SW-846 6010C	12/28/11	12/29/11 22:43	OP
Mercury	0.30	0.037	mg/Kg dry	1		SW-846 7471B	12/28/11	12/29/11 12:16	AMR
Nickel	5200	7.2	mg/Kg dry	10		SW-846 6010C	12/28/11	12/30/11 9:57	OP
Selenium	ND	7.2	mg/Kg dry	1		SW-846 6010C	12/28/11	12/28/11 19:22	KSH
Silver	4.8	0.72	mg/Kg dry	1		SW-846 6010C	12/28/11	12/28/11 19:22	KSH
Thallium	ND	3.6	mg/Kg dry	1		SW-846 6010C	12/28/11	12/28/11 19:22	KSH
Vanadium	44	1.4	mg/Kg dry	1		SW-846 6010C	12/28/11	12/28/11 19:22	KSH
Zinc	4700	14	mg/Kg dry	10		SW-846 6010C	12/28/11	12/30/11 9:57	OP

39 Spruce Street * East Longmeadow, MA 01028 * FAX 413/525-6405 * TEL. 413/525-2332

Project Location: 25 Skinner Street
Sample Description:
Work Order: 11L0904

Date Received: 12/23/2011

Field Sample #: B-119 1.5ft
Sampled: 12/22/2011 12:30

Sample ID: 11L0904-08

Sample Matrix: Soil

Conventional Chemistry Parameters by EPA/APHA/SW-846 Methods (Total)

Analyte	Results	RL	Units	Dilution	Flag	Method	Date Prepared	Date/Time Analyzed	Analyst
% Solids	67.9		% Wt	1		SM 2540G	12/28/11	12/30/11 0:26	ESH

con-test® ANALYTICAL LABORATORY

39 Spruce Street * East Longmeadow, MA 01028 * FAX 413/525-6405 * TEL. 413/525-2332

Project Location: 25 Skinner Street | Sample Description: | Work Order: 11L0904

Date Received: 12/23/2011

Field Sample #: B-120 2ft | Sampled: 12/22/2011 13:00

Sample ID: 11L0904-09

Sample Matrix: Soil

Volatile Organic Compounds by GC/MS

Analyte	Results	RL	Units	Dilution	Flag	Method	Date Prepared	Date/Time Analyzed	Analyst
Acetone	ND	0.078	mg/Kg dry	1	V-16	SW-846 8260C	12/27/11	12/27/11 16:46	MFF
Acrylonitrile	ND	0.0047	mg/Kg dry	1	V-16	SW-846 8260C	12/27/11	12/27/11 16:46	MFF
Benzene	ND	0.0016	mg/Kg dry	1		SW-846 8260C	12/27/11	12/27/11 16:46	MFF
Bromobenzene	ND	0.0016	mg/Kg dry	1		SW-846 8260C	12/27/11	12/27/11 16:46	MFF
Bromodichloromethane	ND	0.0016	mg/Kg dry	1		SW-846 8260C	12/27/11	12/27/11 16:46	MFF
Bromoform	ND	0.0016	mg/Kg dry	1		SW-846 8260C	12/27/11	12/27/11 16:46	MFF
Bromomethane	ND	0.0078	mg/Kg dry	1		SW-846 8260C	12/27/11	12/27/11 16:46	MFF
2-Butanone (MEK)	ND	0.031	mg/Kg dry	1	V-16	SW-846 8260C	12/27/11	12/27/11 16:46	MFF
n-Butylbenzene	ND	0.0016	mg/Kg dry	1		SW-846 8260C	12/27/11	12/27/11 16:46	MFF
sec-Butylbenzene	ND	0.0016	mg/Kg dry	1		SW-846 8260C	12/27/11	12/27/11 16:46	MFF
tert-Butylbenzene	ND	0.0016	mg/Kg dry	1		SW-846 8260C	12/27/11	12/27/11 16:46	MFF
Carbon Disulfide	ND	0.0047	mg/Kg dry	1		SW-846 8260C	12/27/11	12/27/11 16:46	MFF
Carbon Tetrachloride	ND	0.0016	mg/Kg dry	1		SW-846 8260C	12/27/11	12/27/11 16:46	MFF
Chlorobenzene	ND	0.0016	mg/Kg dry	1		SW-846 8260C	12/27/11	12/27/11 16:46	MFF
Chlorodibromomethane	ND	0.0016	mg/Kg dry	1		SW-846 8260C	12/27/11	12/27/11 16:46	MFF
Chloroethane	ND	0.016	mg/Kg dry	1		SW-846 8260C	12/27/11	12/27/11 16:46	MFF
Chloroform	ND	0.0031	mg/Kg dry	1		SW-846 8260C	12/27/11	12/27/11 16:46	MFF
Chloromethane	ND	0.0078	mg/Kg dry	1	V-05	SW-846 8260C	12/27/11	12/27/11 16:46	MFF
2-Chlorotoluene	ND	0.0016	mg/Kg dry	1		SW-846 8260C	12/27/11	12/27/11 16:46	MFF
4-Chlorotoluene	ND	0.0016	mg/Kg dry	1		SW-846 8260C	12/27/11	12/27/11 16:46	MFF
1,2-Dibromo-3-chloropropane (DBCP)	ND	0.0031	mg/Kg dry	1	V-05	SW-846 8260C	12/27/11	12/27/11 16:46	MFF
1,2-Dibromoethane (EDB)	ND	0.00078	mg/Kg dry	1		SW-846 8260C	12/27/11	12/27/11 16:46	MFF
Dibromomethane	ND	0.0016	mg/Kg dry	1		SW-846 8260C	12/27/11	12/27/11 16:46	MFF
1,2-Dichlorobenzene	ND	0.0016	mg/Kg dry	1		SW-846 8260C	12/27/11	12/27/11 16:46	MFF
1,3-Dichlorobenzene	ND	0.0016	mg/Kg dry	1		SW-846 8260C	12/27/11	12/27/11 16:46	MFF
1,4-Dichlorobenzene	ND	0.0016	mg/Kg dry	1		SW-846 8260C	12/27/11	12/27/11 16:46	MFF
trans-1,4-Dichloro-2-butene	ND	0.0031	mg/Kg dry	1	V-05	SW-846 8260C	12/27/11	12/27/11 16:46	MFF
Dichlorodifluoromethane (Freon 12)	ND	0.016	mg/Kg dry	1	V-05	SW-846 8260C	12/27/11	12/27/11 16:46	MFF
1,1-Dichloroethane	ND	0.0016	mg/Kg dry	1		SW-846 8260C	12/27/11	12/27/11 16:46	MFF
1,2-Dichloroethane	ND	0.0016	mg/Kg dry	1		SW-846 8260C	12/27/11	12/27/11 16:46	MFF
1,1-Dichloroethylene	ND	0.0031	mg/Kg dry	1		SW-846 8260C	12/27/11	12/27/11 16:46	MFF
cis-1,2-Dichloroethylene	ND	0.0016	mg/Kg dry	1		SW-846 8260C	12/27/11	12/27/11 16:46	MFF
trans-1,2-Dichloroethylene	ND	0.0016	mg/Kg dry	1		SW-846 8260C	12/27/11	12/27/11 16:46	MFF
1,2-Dichloropropane	ND	0.0016	mg/Kg dry	1		SW-846 8260C	12/27/11	12/27/11 16:46	MFF
1,3-Dichloropropane	ND	0.00078	mg/Kg dry	1		SW-846 8260C	12/27/11	12/27/11 16:46	MFF
2,2-Dichloropropane	ND	0.0016	mg/Kg dry	1	V-05	SW-846 8260C	12/27/11	12/27/11 16:46	MFF
1,1-Dichloropropene	ND	0.0016	mg/Kg dry	1		SW-846 8260C	12/27/11	12/27/11 16:46	MFF
cis-1,3-Dichloropropene	ND	0.00078	mg/Kg dry	1		SW-846 8260C	12/27/11	12/27/11 16:46	MFF
trans-1,3-Dichloropropene	ND	0.00078	mg/Kg dry	1		SW-846 8260C	12/27/11	12/27/11 16:46	MFF
Ethylbenzene	ND	0.0016	mg/Kg dry	1		SW-846 8260C	12/27/11	12/27/11 16:46	MFF
Hexachlorobutadiene	ND	0.0016	mg/Kg dry	1		SW-846 8260C	12/27/11	12/27/11 16:46	MFF
2-Hexanone (MBK)	ND	0.016	mg/Kg dry	1		SW-846 8260C	12/27/11	12/27/11 16:46	MFF
Isopropylbenzene (Cumene)	ND	0.0016	mg/Kg dry	1		SW-846 8260C	12/27/11	12/27/11 16:46	MFF

con-test® ANALYTICAL LABORATORY

39 Spruce Street * East Longmeadow, MA 01028 * FAX 413/525-6405 * TEL. 413/525-2332

Project Location: 25 Skinner Street | Sample Description: | Work Order: 11L0904

Date Received: 12/23/2011

Field Sample #: B-120 2ft | Sampled: 12/22/2011 13:00

Sample ID: 11L0904-09

Sample Matrix: Soil

Volatile Organic Compounds by GC/MS

Analyte	Results	RL	Units	Dilution	Flag	Method	Date Prepared	Date/Time Analyzed	Analyst
p-Isopropyltoluene (p-Cymene)	ND	0.0016	mg/Kg dry	1		SW-846 8260C	12/27/11	12/27/11 16:46	MFF
Methyl tert-Butyl Ether (MTBE)	ND	0.0031	mg/Kg dry	1		SW-846 8260C	12/27/11	12/27/11 16:46	MFF
Methylene Chloride	ND	0.016	mg/Kg dry	1		SW-846 8260C	12/27/11	12/27/11 16:46	MFF
4-Methyl-2-pentanone (MIBK)	ND	0.016	mg/Kg dry	1		SW-846 8260C	12/27/11	12/27/11 16:46	MFF
Naphthalene	ND	0.0031	mg/Kg dry	1	V-05	SW-846 8260C	12/27/11	12/27/11 16:46	MFF
n-Propylbenzene	ND	0.0016	mg/Kg dry	1		SW-846 8260C	12/27/11	12/27/11 16:46	MFF
Styrene	ND	0.0016	mg/Kg dry	1		SW-846 8260C	12/27/11	12/27/11 16:46	MFF
1,1,1,2-Tetrachloroethane	ND	0.0016	mg/Kg dry	1		SW-846 8260C	12/27/11	12/27/11 16:46	MFF
1,1,2,2-Tetrachloroethane	ND	0.00078	mg/Kg dry	1		SW-846 8260C	12/27/11	12/27/11 16:46	MFF
Tetrachloroethylene	ND	0.0016	mg/Kg dry	1		SW-846 8260C	12/27/11	12/27/11 16:46	MFF
Tetrahydrofuran	ND	0.0078	mg/Kg dry	1	V-16	SW-846 8260C	12/27/11	12/27/11 16:46	MFF
Toluene	ND	0.0016	mg/Kg dry	1		SW-846 8260C	12/27/11	12/27/11 16:46	MFF
1,2,3-Trichlorobenzene	ND	0.0016	mg/Kg dry	1		SW-846 8260C	12/27/11	12/27/11 16:46	MFF
1,2,4-Trichlorobenzene	ND	0.0016	mg/Kg dry	1		SW-846 8260C	12/27/11	12/27/11 16:46	MFF
1,1,1-Trichloroethane	ND	0.0016	mg/Kg dry	1		SW-846 8260C	12/27/11	12/27/11 16:46	MFF
1,1,2-Trichloroethane	ND	0.0016	mg/Kg dry	1		SW-846 8260C	12/27/11	12/27/11 16:46	MFF
Trichloroethylene	0.0017	0.0016	mg/Kg dry	1		SW-846 8260C	12/27/11	12/27/11 16:46	MFF
Trichlorofluoromethane (Freon 11)	ND	0.0078	mg/Kg dry	1		SW-846 8260C	12/27/11	12/27/11 16:46	MFF
1,2,3-Trichloropropane	ND	0.0016	mg/Kg dry	1		SW-846 8260C	12/27/11	12/27/11 16:46	MFF
1,1,2-Trichloro-1,2,2-trifluoroethane (Freon 113)	ND	0.0078	mg/Kg dry	1		SW-846 8260C	12/27/11	12/27/11 16:46	MFF
1,2,4-Trimethylbenzene	ND	0.0016	mg/Kg dry	1		SW-846 8260C	12/27/11	12/27/11 16:46	MFF
1,3,5-Trimethylbenzene	ND	0.0016	mg/Kg dry	1		SW-846 8260C	12/27/11	12/27/11 16:46	MFF
Vinyl Chloride	ND	0.0078	mg/Kg dry	1		SW-846 8260C	12/27/11	12/27/11 16:46	MFF
m+p Xylene	ND	0.0031	mg/Kg dry	1		SW-846 8260C	12/27/11	12/27/11 16:46	MFF
o-Xylene	ND	0.0016	mg/Kg dry	1		SW-846 8260C	12/27/11	12/27/11 16:46	MFF

Surrogates	% Recovery	Recovery Limits	Flag	
1,2-Dichloroethane-d4	86.9	70-130		12/27/11 16:46
Toluene-d8	107	70-130		12/27/11 16:46
4-Bromofluorobenzene	90.6	70-130		12/27/11 16:46

con-test® ANALYTICAL LABORATORY

39 Spruce Street * East Longmeadow, MA 01028 * FAX 413/525-6405 * TEL. 413/525-2332

Project Location: 25 Skinner Street | Sample Description: | Work Order: 11L0904

Date Received: 12/23/2011

Field Sample #: B-120 2ft | Sampled: 12/22/2011 13:00

Sample ID: 11L0904-09

Sample Matrix: Soil

Semivolatile Organic Compounds by GC/MS

Analyte	Results	RL	Units	Dilution	Flag	Method	Date Prepared	Date/Time Analyzed	Analyst
Acenaphthene	ND	0.23	mg/Kg dry	1		SW-846 8270D	12/28/11	12/31/11 11:47	CDT
Acenaphthylene	ND	0.23	mg/Kg dry	1		SW-846 8270D	12/28/11	12/31/11 11:47	CDT
Anthracene	ND	0.23	mg/Kg dry	1		SW-846 8270D	12/28/11	12/31/11 11:47	CDT
Benzo(a)anthracene	0.44	0.23	mg/Kg dry	1		SW-846 8270D	12/28/11	12/31/11 11:47	CDT
Benzo(a)pyrene	0.52	0.23	mg/Kg dry	1		SW-846 8270D	12/28/11	12/31/11 11:47	CDT
Benzo(b)fluoranthene	0.73	0.23	mg/Kg dry	1		SW-846 8270D	12/28/11	12/31/11 11:47	CDT
Benzo(g,h,i)perylene	0.44	0.23	mg/Kg dry	1		SW-846 8270D	12/28/11	12/31/11 11:47	CDT
Benzo(k)fluoranthene	0.28	0.23	mg/Kg dry	1		SW-846 8270D	12/28/11	12/31/11 11:47	CDT
Chrysene	0.61	0.23	mg/Kg dry	1		SW-846 8270D	12/28/11	12/31/11 11:47	CDT
Dibenz(a,h)anthracene	ND	0.23	mg/Kg dry	1		SW-846 8270D	12/28/11	12/31/11 11:47	CDT
Fluoranthene	0.66	0.23	mg/Kg dry	1		SW-846 8270D	12/28/11	12/31/11 11:47	CDT
Fluorene	ND	0.23	mg/Kg dry	1		SW-846 8270D	12/28/11	12/31/11 11:47	CDT
Indeno(1,2,3-cd)pyrene	0.47	0.23	mg/Kg dry	1		SW-846 8270D	12/28/11	12/31/11 11:47	CDT
2-Methylnaphthalene	ND	0.23	mg/Kg dry	1		SW-846 8270D	12/28/11	12/31/11 11:47	CDT
Naphthalene	ND	0.23	mg/Kg dry	1		SW-846 8270D	12/28/11	12/31/11 11:47	CDT
Phenanthrene	0.46	0.23	mg/Kg dry	1		SW-846 8270D	12/28/11	12/31/11 11:47	CDT
Pyrene	0.90	0.23	mg/Kg dry	1		SW-846 8270D	12/28/11	12/31/11 11:47	CDT

Surrogates	% Recovery	Recovery Limits	Flag	
Nitrobenzene-d5	58.9	30-130		12/31/11 11:47
2-Fluorobiphenyl	55.8	30-130		12/31/11 11:47
Terphenyl-d14	56.2	30-130		12/31/11 11:47

con-test® ANALYTICAL LABORATORY

39 Spruce Street * East Longmeadow, MA 01028 * FAX 413/525-6405 * TEL. 413/525-2332

Project Location: 25 Skinner Street | Sample Description: | Work Order: 11L0904

Date Received: 12/23/2011

Field Sample #: B-120 2ft | Sampled: 12/22/2011 13:00

Sample ID: 11L0904-09

Sample Matrix: Soil

Polychlorinated Biphenyls By GC/ECD

Analyte	Results	RL	Units	Dilution	Flag	Method	Date Prepared	Date/Time Analyzed	Analyst
Aroclor-1016 [1]	ND	0.13	mg/Kg dry	5		SW-846 8082A	12/28/11	12/31/11 5:43	JMB
Aroclor-1221 [1]	ND	0.13	mg/Kg dry	5		SW-846 8082A	12/28/11	12/31/11 5:43	JMB
Aroclor-1232 [1]	ND	0.13	mg/Kg dry	5		SW-846 8082A	12/28/11	12/31/11 5:43	JMB
Aroclor-1242 [1]	ND	0.13	mg/Kg dry	5		SW-846 8082A	12/28/11	12/31/11 5:43	JMB
Aroclor-1248 [1]	ND	0.13	mg/Kg dry	5		SW-846 8082A	12/28/11	12/31/11 5:43	JMB
Aroclor-1254 [2]	0.16	0.13	mg/Kg dry	5		SW-846 8082A	12/28/11	12/31/11 5:43	JMB
Aroclor-1260 [1]	ND	0.13	mg/Kg dry	5		SW-846 8082A	12/28/11	12/31/11 5:43	JMB
Aroclor-1262 [1]	ND	0.13	mg/Kg dry	5		SW-846 8082A	12/28/11	12/31/11 5:43	JMB
Aroclor-1268 [1]	ND	0.13	mg/Kg dry	5		SW-846 8082A	12/28/11	12/31/11 5:43	JMB

Surrogates	% Recovery	Recovery Limits	Flag	
Decachlorobiphenyl [1]	73.3	30-150		12/31/11 5:43
Decachlorobiphenyl [2]	67.8	30-150		12/31/11 5:43
Tetrachloro-m-xylene [1]	84.8	30-150		12/31/11 5:43
Tetrachloro-m-xylene [2]	89.5	30-150		12/31/11 5:43

39 Spruce Street * East Longmeadow, MA 01028 * FAX 413/525-6405 * TEL. 413/525-2332

Project Location: 25 Skinner Street
Sample Description:
Work Order: 11L0904

Date Received: 12/23/2011

Field Sample #: B-120 2ft
Sampled: 12/22/2011 13:00

Sample ID: 11L0904-09

Sample Matrix: Soil

Petroleum Hydrocarbons Analyses

Analyte	Results	RL	Units	Dilution	Flag	Method	Date Prepared	Date/Time Analyzed	Analyst
CT ETPH	1100	270	mg/Kg dry	10		CTDEP ETPH	12/27/11	12/30/11 22:41	SCS

Surrogates	% Recovery	Recovery Limits	Flag	
o-Terphenyl	77.9	50-150		12/30/11 22:41

39 Spruce Street * East Longmeadow, MA 01028 * FAX 413/525-6405 * TEL. 413/525-2332

Project Location: 25 Skinner Street
Sample Description:
Work Order: 11L0904

Date Received: 12/23/2011

Field Sample #: B-120 2ft
Sampled: 12/22/2011 13:00

Sample ID: 11L0904-09

Sample Matrix: Soil

Metals Analyses (Total)

Analyte	Results	RL	Units	Dilution	Flag	Method	Date Prepared	Date/Time Analyzed	Analyst
Antimony	31	3.4	mg/Kg dry	1		SW-846 6010C	12/28/11	12/30/11 9:15	OP
Arsenic	5.7	3.4	mg/Kg dry	1		SW-846 6010C	12/28/11	12/28/11 19:27	KSH
Barium	160	3.4	mg/Kg dry	1		SW-846 6010C	12/28/11	12/28/11 19:27	KSH
Beryllium	ND	0.34	mg/Kg dry	1		SW-846 6010C	12/28/11	12/28/11 19:27	KSH
Cadmium	5.4	0.34	mg/Kg dry	1		SW-846 6010C	12/28/11	12/28/11 19:27	KSH
Chromium	39	0.67	mg/Kg dry	1		SW-846 6010C	12/28/11	12/28/11 19:27	KSH
Copper	9100	6.7	mg/Kg dry	10		SW-846 6010C	12/28/11	12/30/11 10:03	OP
Lead	1700	1.0	mg/Kg dry	1		SW-846 6010C	12/28/11	12/29/11 22:47	OP
Mercury	0.28	0.034	mg/Kg dry	1		SW-846 7471B	1/3/12	1/3/12 11:39	AMR
Nickel	1700	0.67	mg/Kg dry	1		SW-846 6010C	12/28/11	12/28/11 19:27	KSH
Selenium	ND	67	mg/Kg dry	10	DL-04	SW-846 6010C	12/28/11	12/30/11 10:03	OP
Silver	9.5	0.67	mg/Kg dry	1		SW-846 6010C	12/28/11	12/28/11 19:27	KSH
Thallium	ND	34	mg/Kg dry	10	DL-04	SW-846 6010C	12/28/11	12/30/11 10:03	OP
Vanadium	39	1.3	mg/Kg dry	1		SW-846 6010C	12/28/11	12/28/11 19:27	KSH
Zinc	1200	1.3	mg/Kg dry	1		SW-846 6010C	12/28/11	12/28/11 19:27	KSH

39 Spruce Street * East Longmeadow, MA 01028 * FAX 413/525-6405 * TEL. 413/525-2332

Project Location: 25 Skinner Street
Sample Description:
Work Order: 11L0904

Date Received: 12/23/2011

Field Sample #: B-120 2ft
Sampled: 12/22/2011 13:00

Sample ID: 11L0904-09

Sample Matrix: Soil

Conventional Chemistry Parameters by EPA/APHA/SW-846 Methods (Total)

Analyte	Results	RL	Units	Dilution	Flag	Method	Date Prepared	Date/Time Analyzed	Analyst
% Solids	74.3		% Wt	1		SM 2540G	12/28/11	12/30/11 0:26	ESH

con-test® ANALYTICAL LABORATORY

39 Spruce Street * East Longmeadow, MA 01028 * FAX 413/525-6405 * TEL. 413/525-2332

Project Location: 25 Skinner Street | Sample Description: | Work Order: 11L0904

Date Received: 12/23/2011

Field Sample #: B-118 | Sampled: 12/22/2011 13:30

Sample ID: 11L0904-10

Sample Matrix: Soil

Volatile Organic Compounds by GC/MS

Analyte	Results	RL	Units	Dilution	Flag	Method	Date Prepared	Date/Time Analyzed	Analyst
Acetone	ND	0.094	mg/Kg dry	1	V-16	SW-846 8260C	12/27/11	12/27/11 17:15	MFF
Acrylonitrile	ND	0.0056	mg/Kg dry	1	V-16	SW-846 8260C	12/27/11	12/27/11 17:15	MFF
Benzene	ND	0.0019	mg/Kg dry	1		SW-846 8260C	12/27/11	12/27/11 17:15	MFF
Bromobenzene	ND	0.0019	mg/Kg dry	1		SW-846 8260C	12/27/11	12/27/11 17:15	MFF
Bromodichloromethane	ND	0.0019	mg/Kg dry	1		SW-846 8260C	12/27/11	12/27/11 17:15	MFF
Bromoform	ND	0.0019	mg/Kg dry	1		SW-846 8260C	12/27/11	12/27/11 17:15	MFF
Bromomethane	ND	0.0094	mg/Kg dry	1		SW-846 8260C	12/27/11	12/27/11 17:15	MFF
2-Butanone (MEK)	ND	0.038	mg/Kg dry	1	V-16	SW-846 8260C	12/27/11	12/27/11 17:15	MFF
n-Butylbenzene	ND	0.0019	mg/Kg dry	1		SW-846 8260C	12/27/11	12/27/11 17:15	MFF
sec-Butylbenzene	ND	0.0019	mg/Kg dry	1		SW-846 8260C	12/27/11	12/27/11 17:15	MFF
tert-Butylbenzene	ND	0.0019	mg/Kg dry	1		SW-846 8260C	12/27/11	12/27/11 17:15	MFF
Carbon Disulfide	ND	0.0056	mg/Kg dry	1		SW-846 8260C	12/27/11	12/27/11 17:15	MFF
Carbon Tetrachloride	ND	0.0019	mg/Kg dry	1		SW-846 8260C	12/27/11	12/27/11 17:15	MFF
Chlorobenzene	ND	0.0019	mg/Kg dry	1		SW-846 8260C	12/27/11	12/27/11 17:15	MFF
Chlorodibromomethane	ND	0.0019	mg/Kg dry	1		SW-846 8260C	12/27/11	12/27/11 17:15	MFF
Chloroethane	ND	0.019	mg/Kg dry	1		SW-846 8260C	12/27/11	12/27/11 17:15	MFF
Chloroform	ND	0.0038	mg/Kg dry	1		SW-846 8260C	12/27/11	12/27/11 17:15	MFF
Chloromethane	ND	0.0094	mg/Kg dry	1	V-05	SW-846 8260C	12/27/11	12/27/11 17:15	MFF
2-Chlorotoluene	ND	0.0019	mg/Kg dry	1		SW-846 8260C	12/27/11	12/27/11 17:15	MFF
4-Chlorotoluene	ND	0.0019	mg/Kg dry	1		SW-846 8260C	12/27/11	12/27/11 17:15	MFF
1,2-Dibromo-3-chloropropane (DBCP)	ND	0.0038	mg/Kg dry	1	V-05	SW-846 8260C	12/27/11	12/27/11 17:15	MFF
1,2-Dibromoethane (EDB)	ND	0.00094	mg/Kg dry	1		SW-846 8260C	12/27/11	12/27/11 17:15	MFF
Dibromomethane	ND	0.0019	mg/Kg dry	1		SW-846 8260C	12/27/11	12/27/11 17:15	MFF
1,2-Dichlorobenzene	ND	0.0019	mg/Kg dry	1		SW-846 8260C	12/27/11	12/27/11 17:15	MFF
1,3-Dichlorobenzene	ND	0.0019	mg/Kg dry	1		SW-846 8260C	12/27/11	12/27/11 17:15	MFF
1,4-Dichlorobenzene	ND	0.0019	mg/Kg dry	1		SW-846 8260C	12/27/11	12/27/11 17:15	MFF
trans-1,4-Dichloro-2-butene	ND	0.0038	mg/Kg dry	1	V-05	SW-846 8260C	12/27/11	12/27/11 17:15	MFF
Dichlorodifluoromethane (Freon 12)	ND	0.019	mg/Kg dry	1	V-05	SW-846 8260C	12/27/11	12/27/11 17:15	MFF
1,1-Dichloroethane	ND	0.0019	mg/Kg dry	1		SW-846 8260C	12/27/11	12/27/11 17:15	MFF
1,2-Dichloroethane	ND	0.0019	mg/Kg dry	1		SW-846 8260C	12/27/11	12/27/11 17:15	MFF
1,1-Dichloroethylene	ND	0.0038	mg/Kg dry	1		SW-846 8260C	12/27/11	12/27/11 17:15	MFF
cis-1,2-Dichloroethylene	ND	0.0019	mg/Kg dry	1		SW-846 8260C	12/27/11	12/27/11 17:15	MFF
trans-1,2-Dichloroethylene	ND	0.0019	mg/Kg dry	1		SW-846 8260C	12/27/11	12/27/11 17:15	MFF
1,2-Dichloropropane	ND	0.0019	mg/Kg dry	1		SW-846 8260C	12/27/11	12/27/11 17:15	MFF
1,3-Dichloropropane	ND	0.00094	mg/Kg dry	1		SW-846 8260C	12/27/11	12/27/11 17:15	MFF
2,2-Dichloropropane	ND	0.0019	mg/Kg dry	1	V-05	SW-846 8260C	12/27/11	12/27/11 17:15	MFF
1,1-Dichloropropene	ND	0.0019	mg/Kg dry	1		SW-846 8260C	12/27/11	12/27/11 17:15	MFF
cis-1,3-Dichloropropene	ND	0.00094	mg/Kg dry	1		SW-846 8260C	12/27/11	12/27/11 17:15	MFF
trans-1,3-Dichloropropene	ND	0.00094	mg/Kg dry	1		SW-846 8260C	12/27/11	12/27/11 17:15	MFF
Ethylbenzene	ND	0.0019	mg/Kg dry	1		SW-846 8260C	12/27/11	12/27/11 17:15	MFF
Hexachlorobutadiene	ND	0.0019	mg/Kg dry	1		SW-846 8260C	12/27/11	12/27/11 17:15	MFF
2-Hexanone (MBK)	ND	0.019	mg/Kg dry	1		SW-846 8260C	12/27/11	12/27/11 17:15	MFF
Isopropylbenzene (Cumene)	ND	0.0019	mg/Kg dry	1		SW-846 8260C	12/27/11	12/27/11 17:15	MFF

con-test® ANALYTICAL LABORATORY

39 Spruce Street * East Longmeadow, MA 01028 * FAX 413/525-6405 * TEL. 413/525-2332

Project Location: 25 Skinner Street | Sample Description: | Work Order: 11L0904

Date Received: 12/23/2011

Field Sample #: B-118 | Sampled: 12/22/2011 13:30

Sample ID: 11L0904-10

Sample Matrix: Soil

Volatile Organic Compounds by GC/MS

Analyte	Results	RL	Units	Dilution	Flag	Method	Date Prepared	Date/Time Analyzed	Analyst
p-Isopropyltoluene (p-Cymene)	ND	0.0019	mg/Kg dry	1		SW-846 8260C	12/27/11	12/27/11 17:15	MFF
Methyl tert-Butyl Ether (MTBE)	ND	0.0038	mg/Kg dry	1		SW-846 8260C	12/27/11	12/27/11 17:15	MFF
Methylene Chloride	ND	0.019	mg/Kg dry	1		SW-846 8260C	12/27/11	12/27/11 17:15	MFF
4-Methyl-2-pentanone (MIBK)	ND	0.019	mg/Kg dry	1		SW-846 8260C	12/27/11	12/27/11 17:15	MFF
Naphthalene	ND	0.0038	mg/Kg dry	1	V-05	SW-846 8260C	12/27/11	12/27/11 17:15	MFF
n-Propylbenzene	ND	0.0019	mg/Kg dry	1		SW-846 8260C	12/27/11	12/27/11 17:15	MFF
Styrene	ND	0.0019	mg/Kg dry	1		SW-846 8260C	12/27/11	12/27/11 17:15	MFF
1,1,1,2-Tetrachloroethane	ND	0.0019	mg/Kg dry	1		SW-846 8260C	12/27/11	12/27/11 17:15	MFF
1,1,2,2-Tetrachloroethane	ND	0.00094	mg/Kg dry	1		SW-846 8260C	12/27/11	12/27/11 17:15	MFF
Tetrachloroethylene	ND	0.0019	mg/Kg dry	1		SW-846 8260C	12/27/11	12/27/11 17:15	MFF
Tetrahydrofuran	ND	0.0094	mg/Kg dry	1	V-16	SW-846 8260C	12/27/11	12/27/11 17:15	MFF
Toluene	ND	0.0019	mg/Kg dry	1		SW-846 8260C	12/27/11	12/27/11 17:15	MFF
1,2,3-Trichlorobenzene	ND	0.0019	mg/Kg dry	1		SW-846 8260C	12/27/11	12/27/11 17:15	MFF
1,2,4-Trichlorobenzene	ND	0.0019	mg/Kg dry	1		SW-846 8260C	12/27/11	12/27/11 17:15	MFF
1,1,1-Trichloroethane	ND	0.0019	mg/Kg dry	1		SW-846 8260C	12/27/11	12/27/11 17:15	MFF
1,1,2-Trichloroethane	ND	0.0019	mg/Kg dry	1		SW-846 8260C	12/27/11	12/27/11 17:15	MFF
Trichloroethylene	ND	0.0019	mg/Kg dry	1		SW-846 8260C	12/27/11	12/27/11 17:15	MFF
Trichlorofluoromethane (Freon 11)	ND	0.0094	mg/Kg dry	1		SW-846 8260C	12/27/11	12/27/11 17:15	MFF
1,2,3-Trichloropropane	ND	0.0019	mg/Kg dry	1		SW-846 8260C	12/27/11	12/27/11 17:15	MFF
1,1,2-Trichloro-1,2,2-trifluoroethane (Freon 113)	ND	0.0094	mg/Kg dry	1		SW-846 8260C	12/27/11	12/27/11 17:15	MFF
1,2,4-Trimethylbenzene	ND	0.0019	mg/Kg dry	1		SW-846 8260C	12/27/11	12/27/11 17:15	MFF
1,3,5-Trimethylbenzene	ND	0.0019	mg/Kg dry	1		SW-846 8260C	12/27/11	12/27/11 17:15	MFF
Vinyl Chloride	ND	0.0094	mg/Kg dry	1		SW-846 8260C	12/27/11	12/27/11 17:15	MFF
m+p Xylene	ND	0.0038	mg/Kg dry	1		SW-846 8260C	12/27/11	12/27/11 17:15	MFF
o-Xylene	ND	0.0019	mg/Kg dry	1		SW-846 8260C	12/27/11	12/27/11 17:15	MFF

Surrogates	% Recovery	Recovery Limits	Flag	
1,2-Dichloroethane-d4	90.0	70-130		12/27/11 17:15
Toluene-d8	108	70-130		12/27/11 17:15
4-Bromofluorobenzene	91.7	70-130		12/27/11 17:15

con-test® ANALYTICAL LABORATORY

39 Spruce Street * East Longmeadow, MA 01028 * FAX 413/525-6405 * TEL. 413/525-2332

Project Location: 25 Skinner Street | Sample Description: | Work Order: 11L0904

Date Received: 12/23/2011

Field Sample #: B-118 | Sampled: 12/22/2011 13:30

Sample ID: 11L0904-10

Sample Matrix: Soil

Semivolatile Organic Compounds by GC/MS

Analyte	Results	RL	Units	Dilution	Flag	Method	Date Prepared	Date/Time Analyzed	Analyst
Acenaphthene	ND	0.19	mg/Kg dry	1		SW-846 8270D	12/28/11	12/31/11 12:20	CDT
Acenaphthylene	ND	0.19	mg/Kg dry	1		SW-846 8270D	12/28/11	12/31/11 12:20	CDT
Anthracene	ND	0.19	mg/Kg dry	1		SW-846 8270D	12/28/11	12/31/11 12:20	CDT
Benzo(a)anthracene	ND	0.19	mg/Kg dry	1		SW-846 8270D	12/28/11	12/31/11 12:20	CDT
Benzo(a)pyrene	ND	0.19	mg/Kg dry	1		SW-846 8270D	12/28/11	12/31/11 12:20	CDT
Benzo(b)fluoranthene	0.22	0.19	mg/Kg dry	1		SW-846 8270D	12/28/11	12/31/11 12:20	CDT
Benzo(g,h,i)perylene	ND	0.19	mg/Kg dry	1		SW-846 8270D	12/28/11	12/31/11 12:20	CDT
Benzo(k)fluoranthene	ND	0.19	mg/Kg dry	1		SW-846 8270D	12/28/11	12/31/11 12:20	CDT
Chrysene	0.21	0.19	mg/Kg dry	1		SW-846 8270D	12/28/11	12/31/11 12:20	CDT
Dibenz(a,h)anthracene	ND	0.19	mg/Kg dry	1		SW-846 8270D	12/28/11	12/31/11 12:20	CDT
Fluoranthene	0.25	0.19	mg/Kg dry	1		SW-846 8270D	12/28/11	12/31/11 12:20	CDT
Fluorene	ND	0.19	mg/Kg dry	1		SW-846 8270D	12/28/11	12/31/11 12:20	CDT
Indeno(1,2,3-cd)pyrene	ND	0.19	mg/Kg dry	1		SW-846 8270D	12/28/11	12/31/11 12:20	CDT
2-Methylnaphthalene	ND	0.19	mg/Kg dry	1		SW-846 8270D	12/28/11	12/31/11 12:20	CDT
Naphthalene	ND	0.19	mg/Kg dry	1		SW-846 8270D	12/28/11	12/31/11 12:20	CDT
Phenanthrene	ND	0.19	mg/Kg dry	1		SW-846 8270D	12/28/11	12/31/11 12:20	CDT
Pyrene	0.35	0.19	mg/Kg dry	1		SW-846 8270D	12/28/11	12/31/11 12:20	CDT

Surrogates	% Recovery	Recovery Limits	Flag	
Nitrobenzene-d5	52.3	30-130		12/31/11 12:20
2-Fluorobiphenyl	54.7	30-130		12/31/11 12:20
Terphenyl-d14	69.9	30-130		12/31/11 12:20

39 Spruce Street * East Longmeadow, MA 01028 * FAX 413/525-6405 * TEL. 413/525-2332

Project Location: 25 Skinner Street
Sample Description:
Work Order: 11L0904

Date Received: 12/23/2011

Field Sample #: B-118
Sampled: 12/22/2011 13:30

Sample ID: 11L0904-10

Sample Matrix: Soil

Petroleum Hydrocarbons Analyses

Analyte	Results	RL	Units	Dilution	Flag	Method	Date Prepared	Date/Time Analyzed	Analyst
CT ETPH	190	56	mg/Kg dry	5		CTDEP ETPH	12/27/11	12/30/11 23:02	SCS

Surrogates	% Recovery	Recovery Limits	Flag	
o-Terphenyl	80.0	50-150		12/30/11 23:02

con-test® ANALYTICAL LABORATORY

39 Spruce Street * East Longmeadow, MA 01028 * FAX 413/525-6405 * TEL. 413/525-2332

Project Location: 25 Skinner Street | Sample Description: | Work Order: 11L0904

Date Received: 12/23/2011

Field Sample #: B-118 | Sampled: 12/22/2011 13:30

Sample ID: 11L0904-10

Sample Matrix: Soil

Metals Analyses (Total)

Analyte	Results	RL	Units	Dilution	Flag	Method	Date Prepared	Date/Time Analyzed	Analyst
Antimony	ND	2.7	mg/Kg dry	1		SW-846 6010C	12/28/11	12/30/11 9:21	OP
Arsenic	ND	2.7	mg/Kg dry	1		SW-846 6010C	12/28/11	12/28/11 19:31	KSH
Barium	85	2.7	mg/Kg dry	1		SW-846 6010C	12/28/11	12/28/11 19:31	KSH
Beryllium	ND	0.27	mg/Kg dry	1		SW-846 6010C	12/28/11	12/28/11 19:31	KSH
Cadmium	0.39	0.27	mg/Kg dry	1		SW-846 6010C	12/28/11	12/28/11 19:31	KSH
Chromium	20	0.54	mg/Kg dry	1		SW-846 6010C	12/28/11	12/28/11 19:31	KSH
Copper	260	0.54	mg/Kg dry	1		SW-846 6010C	12/28/11	12/28/11 19:31	KSH
Lead	150	0.82	mg/Kg dry	1		SW-846 6010C	12/28/11	12/29/11 22:52	OP
Mercury	0.20	0.028	mg/Kg dry	1		SW-846 7471B	12/28/11	12/29/11 11:07	AMR
Nickel	31	0.54	mg/Kg dry	1		SW-846 6010C	12/28/11	12/28/11 19:31	KSH
Selenium	ND	5.4	mg/Kg dry	1		SW-846 6010C	12/28/11	12/28/11 19:31	KSH
Silver	0.70	0.54	mg/Kg dry	1		SW-846 6010C	12/28/11	12/28/11 19:31	KSH
Thallium	ND	2.7	mg/Kg dry	1		SW-846 6010C	12/28/11	12/28/11 19:31	KSH
Vanadium	34	1.1	mg/Kg dry	1		SW-846 6010C	12/28/11	12/28/11 19:31	KSH
Zinc	360	1.1	mg/Kg dry	1		SW-846 6010C	12/28/11	12/28/11 19:31	KSH

39 Spruce Street * East Longmeadow, MA 01028 * FAX 413/525-6405 * TEL. 413/525-2332

Project Location: 25 Skinner Street
Sample Description:
Work Order: 11L0904

Date Received: 12/23/2011

Field Sample #: B-118
Sampled: 12/22/2011 13:30

Sample ID: 11L0904-10

Sample Matrix: Soil

Conventional Chemistry Parameters by EPA/APHA/SW-846 Methods (Total)

Analyte	Results	RL	Units	Dilution	Flag	Method	Date Prepared	Date/Time Analyzed	Analyst
% Solids	89.4		% Wt	1		SM 2540G	12/28/11	12/30/11 0:26	ESH

con-test® ANALYTICAL LABORATORY

39 Spruce Street * East Longmeadow, MA 01028 * FAX 413/525-6405 * TEL. 413/525-2332

Project Location: 25 Skinner Street | Sample Description: | Work Order: 11L0904

Date Received: 12/23/2011

Field Sample #: Void Sludge | Sampled: 12/22/2011 14:00

Sample ID: 11L0904-11

Sample Matrix: Soil

Volatile Organic Compounds by GC/MS

Analyte	Results	RL	Units	Dilution	Flag	Method	Date Prepared	Date/Time Analyzed	Analyst
Acetone	ND	3.8	mg/Kg dry	1		SW-846 8260C	12/29/11	12/29/11 12:49	MFF
Acetone	ND	38	mg/Kg dry	10		SW-846 8260C	12/29/11	12/29/11 13:52	MFF
Acrylonitrile	ND	0.38	mg/Kg dry	1		SW-846 8260C	12/29/11	12/29/11 12:49	MFF
Acrylonitrile	ND	3.8	mg/Kg dry	10		SW-846 8260C	12/29/11	12/29/11 13:52	MFF
Benzene	ND	0.076	mg/Kg dry	1		SW-846 8260C	12/29/11	12/29/11 12:49	MFF
Benzene	ND	0.76	mg/Kg dry	10		SW-846 8260C	12/29/11	12/29/11 13:52	MFF
Bromobenzene	ND	0.076	mg/Kg dry	1		SW-846 8260C	12/29/11	12/29/11 12:49	MFF
Bromobenzene	ND	0.76	mg/Kg dry	10		SW-846 8260C	12/29/11	12/29/11 13:52	MFF
Bromodichloromethane	ND	0.076	mg/Kg dry	1		SW-846 8260C	12/29/11	12/29/11 12:49	MFF
Bromodichloromethane	ND	0.76	mg/Kg dry	10		SW-846 8260C	12/29/11	12/29/11 13:52	MFF
Bromoform	ND	0.76	mg/Kg dry	10	L-03, V-05	SW-846 8260C	12/29/11	12/29/11 13:52	MFF
Bromoform	ND	0.076	mg/Kg dry	1	L-03, V-05	SW-846 8260C	12/29/11	12/29/11 12:49	MFF
Bromomethane	ND	0.15	mg/Kg dry	1		SW-846 8260C	12/29/11	12/29/11 12:49	MFF
Bromomethane	ND	1.5	mg/Kg dry	10		SW-846 8260C	12/29/11	12/29/11 13:52	MFF
2-Butanone (MEK)	ND	1.5	mg/Kg dry	1		SW-846 8260C	12/29/11	12/29/11 12:49	MFF
2-Butanone (MEK)	ND	15	mg/Kg dry	10		SW-846 8260C	12/29/11	12/29/11 13:52	MFF
n-Butylbenzene	ND	0.76	mg/Kg dry	10		SW-846 8260C	12/29/11	12/29/11 13:52	MFF
n-Butylbenzene	0.19	0.076	mg/Kg dry	1		SW-846 8260C	12/29/11	12/29/11 12:49	MFF
sec-Butylbenzene	0.081	0.076	mg/Kg dry	1		SW-846 8260C	12/29/11	12/29/11 12:49	MFF
sec-Butylbenzene	ND	0.76	mg/Kg dry	10		SW-846 8260C	12/29/11	12/29/11 13:52	MFF
tert-Butylbenzene	ND	0.076	mg/Kg dry	1		SW-846 8260C	12/29/11	12/29/11 12:49	MFF
tert-Butylbenzene	ND	0.76	mg/Kg dry	10		SW-846 8260C	12/29/11	12/29/11 13:52	MFF
Carbon Disulfide	ND	0.23	mg/Kg dry	1		SW-846 8260C	12/29/11	12/29/11 12:49	MFF
Carbon Disulfide	ND	2.3	mg/Kg dry	10		SW-846 8260C	12/29/11	12/29/11 13:52	MFF
Carbon Tetrachloride	ND	0.76	mg/Kg dry	10		SW-846 8260C	12/29/11	12/29/11 13:52	MFF
Carbon Tetrachloride	ND	0.076	mg/Kg dry	1		SW-846 8260C	12/29/11	12/29/11 12:49	MFF
Chlorobenzene	ND	0.76	mg/Kg dry	10		SW-846 8260C	12/29/11	12/29/11 13:52	MFF
Chlorobenzene	ND	0.076	mg/Kg dry	1		SW-846 8260C	12/29/11	12/29/11 12:49	MFF
Chlorodibromomethane	ND	0.38	mg/Kg dry	10		SW-846 8260C	12/29/11	12/29/11 13:52	MFF
Chlorodibromomethane	ND	0.038	mg/Kg dry	1		SW-846 8260C	12/29/11	12/29/11 12:49	MFF
Chloroethane	ND	1.5	mg/Kg dry	10		SW-846 8260C	12/29/11	12/29/11 13:52	MFF
Chloroethane	ND	0.15	mg/Kg dry	1		SW-846 8260C	12/29/11	12/29/11 12:49	MFF
Chloroform	ND	1.5	mg/Kg dry	10		SW-846 8260C	12/29/11	12/29/11 13:52	MFF
Chloroform	ND	0.15	mg/Kg dry	1		SW-846 8260C	12/29/11	12/29/11 12:49	MFF
Chloromethane	ND	1.5	mg/Kg dry	10		SW-846 8260C	12/29/11	12/29/11 13:52	MFF
Chloromethane	ND	0.15	mg/Kg dry	1		SW-846 8260C	12/29/11	12/29/11 12:49	MFF
2-Chlorotoluene	ND	0.076	mg/Kg dry	1		SW-846 8260C	12/29/11	12/29/11 12:49	MFF
2-Chlorotoluene	ND	0.76	mg/Kg dry	10		SW-846 8260C	12/29/11	12/29/11 13:52	MFF
4-Chlorotoluene	ND	0.076	mg/Kg dry	1		SW-846 8260C	12/29/11	12/29/11 12:49	MFF
4-Chlorotoluene	ND	0.76	mg/Kg dry	10		SW-846 8260C	12/29/11	12/29/11 13:52	MFF
1,2-Dibromo-3-chloropropane (DBCP)	ND	0.38	mg/Kg dry	1	L-03, V-05	SW-846 8260C	12/29/11	12/29/11 12:49	MFF
1,2-Dibromo-3-chloropropane (DBCP)	ND	3.8	mg/Kg dry	10	L-03, V-05	SW-846 8260C	12/29/11	12/29/11 13:52	MFF
1,2-Dibromoethane (EDB)	ND	0.038	mg/Kg dry	1		SW-846 8260C	12/29/11	12/29/11 12:49	MFF

con-test® ANALYTICAL LABORATORY

39 Spruce Street * East Longmeadow, MA 01028 * FAX 413/525-6405 * TEL. 413/525-2332

Project Location: 25 Skinner Street | Sample Description: | Work Order: 11L0904

Date Received: 12/23/2011

Field Sample #: Void Sludge | Sampled: 12/22/2011 14:00

Sample ID: 11L0904-11

Sample Matrix: Soil

Volatile Organic Compounds by GC/MS

Analyte	Results	RL	Units	Dilution	Flag	Method	Date Prepared	Date/Time Analyzed	Analyst
1,2-Dibromoethane (EDB)	ND	0.38	mg/Kg dry	10		SW-846 8260C	12/29/11	12/29/11 13:52	MFF
Dibromomethane	ND	0.76	mg/Kg dry	10		SW-846 8260C	12/29/11	12/29/11 13:52	MFF
Dibromomethane	ND	0.076	mg/Kg dry	1		SW-846 8260C	12/29/11	12/29/11 12:49	MFF
1,2-Dichlorobenzene	ND	0.076	mg/Kg dry	1		SW-846 8260C	12/29/11	12/29/11 12:49	MFF
1,2-Dichlorobenzene	ND	0.76	mg/Kg dry	10		SW-846 8260C	12/29/11	12/29/11 13:52	MFF
1,3-Dichlorobenzene	ND	0.076	mg/Kg dry	1		SW-846 8260C	12/29/11	12/29/11 12:49	MFF
1,3-Dichlorobenzene	ND	0.76	mg/Kg dry	10		SW-846 8260C	12/29/11	12/29/11 13:52	MFF
1,4-Dichlorobenzene	1.5	0.076	mg/Kg dry	1		SW-846 8260C	12/29/11	12/29/11 12:49	MFF
1,4-Dichlorobenzene	1.4	0.76	mg/Kg dry	10		SW-846 8260C	12/29/11	12/29/11 13:52	MFF
trans-1,4-Dichloro-2-butene	ND	1.5	mg/Kg dry	10		SW-846 8260C	12/29/11	12/29/11 13:52	MFF
trans-1,4-Dichloro-2-butene	ND	0.15	mg/Kg dry	1		SW-846 8260C	12/29/11	12/29/11 12:49	MFF
Dichlorodifluoromethane (Freon 12)	ND	1.5	mg/Kg dry	10		SW-846 8260C	12/29/11	12/29/11 13:52	MFF
Dichlorodifluoromethane (Freon 12)	ND	0.15	mg/Kg dry	1		SW-846 8260C	12/29/11	12/29/11 12:49	MFF
1,1-Dichloroethane	0.079	0.076	mg/Kg dry	1		SW-846 8260C	12/29/11	12/29/11 12:49	MFF
1,1-Dichloroethane	ND	0.76	mg/Kg dry	10		SW-846 8260C	12/29/11	12/29/11 13:52	MFF
1,2-Dichloroethane	ND	0.076	mg/Kg dry	1		SW-846 8260C	12/29/11	12/29/11 12:49	MFF
1,2-Dichloroethane	ND	0.76	mg/Kg dry	10		SW-846 8260C	12/29/11	12/29/11 13:52	MFF
1,1-Dichloroethylene	ND	0.076	mg/Kg dry	1		SW-846 8260C	12/29/11	12/29/11 12:49	MFF
1,1-Dichloroethylene	ND	0.76	mg/Kg dry	10		SW-846 8260C	12/29/11	12/29/11 13:52	MFF
cis-1,2-Dichloroethylene	ND	0.76	mg/Kg dry	10		SW-846 8260C	12/29/11	12/29/11 13:52	MFF
cis-1,2-Dichloroethylene	ND	0.076	mg/Kg dry	1		SW-846 8260C	12/29/11	12/29/11 12:49	MFF
trans-1,2-Dichloroethylene	ND	0.076	mg/Kg dry	1		SW-846 8260C	12/29/11	12/29/11 12:49	MFF
trans-1,2-Dichloroethylene	ND	0.76	mg/Kg dry	10		SW-846 8260C	12/29/11	12/29/11 13:52	MFF
1,2-Dichloropropane	ND	0.076	mg/Kg dry	1		SW-846 8260C	12/29/11	12/29/11 12:49	MFF
1,2-Dichloropropane	ND	0.76	mg/Kg dry	10		SW-846 8260C	12/29/11	12/29/11 13:52	MFF
1,3-Dichloropropane	ND	0.038	mg/Kg dry	1		SW-846 8260C	12/29/11	12/29/11 12:49	MFF
1,3-Dichloropropane	ND	0.38	mg/Kg dry	10		SW-846 8260C	12/29/11	12/29/11 13:52	MFF
2,2-Dichloropropane	ND	0.076	mg/Kg dry	1		SW-846 8260C	12/29/11	12/29/11 12:49	MFF
2,2-Dichloropropane	ND	0.76	mg/Kg dry	10		SW-846 8260C	12/29/11	12/29/11 13:52	MFF
1,1-Dichloropropene	ND	0.15	mg/Kg dry	1		SW-846 8260C	12/29/11	12/29/11 12:49	MFF
1,1-Dichloropropene	ND	1.5	mg/Kg dry	10		SW-846 8260C	12/29/11	12/29/11 13:52	MFF
cis-1,3-Dichloropropene	ND	0.38	mg/Kg dry	10		SW-846 8260C	12/29/11	12/29/11 13:52	MFF
cis-1,3-Dichloropropene	ND	0.038	mg/Kg dry	1		SW-846 8260C	12/29/11	12/29/11 12:49	MFF
trans-1,3-Dichloropropene	ND	0.38	mg/Kg dry	10	L-03, V-05	SW-846 8260C	12/29/11	12/29/11 13:52	MFF
trans-1,3-Dichloropropene	ND	0.038	mg/Kg dry	1	V-05, L-03	SW-846 8260C	12/29/11	12/29/11 12:49	MFF
Ethylbenzene	4.4	0.76	mg/Kg dry	10		SW-846 8260C	12/29/11	12/29/11 13:52	MFF
Ethylbenzene	4.9	0.076	mg/Kg dry	1		SW-846 8260C	12/29/11	12/29/11 12:49	MFF
Hexachlorobutadiene	ND	0.76	mg/Kg dry	10		SW-846 8260C	12/29/11	12/29/11 13:52	MFF
Hexachlorobutadiene	ND	0.076	mg/Kg dry	1		SW-846 8260C	12/29/11	12/29/11 12:49	MFF
2-Hexanone (MBK)	ND	0.76	mg/Kg dry	1		SW-846 8260C	12/29/11	12/29/11 12:49	MFF
2-Hexanone (MBK)	ND	7.6	mg/Kg dry	10		SW-846 8260C	12/29/11	12/29/11 13:52	MFF
Isopropylbenzene (Cumene)	ND	0.76	mg/Kg dry	10		SW-846 8260C	12/29/11	12/29/11 13:52	MFF
Isopropylbenzene (Cumene)	0.11	0.076	mg/Kg dry	1		SW-846 8260C	12/29/11	12/29/11 12:49	MFF

con-test® ANALYTICAL LABORATORY

39 Spruce Street * East Longmeadow, MA 01028 * FAX 413/525-6405 * TEL. 413/525-2332

Project Location: 25 Skinner Street | Sample Description: | Work Order: 11L0904

Date Received: 12/23/2011

Field Sample #: Void Sludge | Sampled: 12/22/2011 14:00

Sample ID: 11L0904-11

Sample Matrix: Soil

Volatile Organic Compounds by GC/MS

Analyte	Results	RL	Units	Dilution	Flag	Method	Date Prepared	Date/Time Analyzed	Analyst
p-Isopropyltoluene (p-Cymene)	0.15	0.076	mg/Kg dry	1		SW-846 8260C	12/29/11	12/29/11 12:49	MFF
p-Isopropyltoluene (p-Cymene)	ND	0.76	mg/Kg dry	10		SW-846 8260C	12/29/11	12/29/11 13:52	MFF
Methyl tert-Butyl Ether (MTBE)	ND	0.76	mg/Kg dry	10		SW-846 8260C	12/29/11	12/29/11 13:52	MFF
Methyl tert-Butyl Ether (MTBE)	ND	0.076	mg/Kg dry	1		SW-846 8260C	12/29/11	12/29/11 12:49	MFF
Methylene Chloride	ND	3.8	mg/Kg dry	10	L-03, V-05	SW-846 8260C	12/29/11	12/29/11 13:52	MFF
Methylene Chloride	ND	0.38	mg/Kg dry	1	L-03, V-05	SW-846 8260C	12/29/11	12/29/11 12:49	MFF
4-Methyl-2-pentanone (MIBK)	ND	0.76	mg/Kg dry	1		SW-846 8260C	12/29/11	12/29/11 12:49	MFF
4-Methyl-2-pentanone (MIBK)	ND	7.6	mg/Kg dry	10		SW-846 8260C	12/29/11	12/29/11 13:52	MFF
Naphthalene	0.54	0.15	mg/Kg dry	1		SW-846 8260C	12/29/11	12/29/11 12:49	MFF
Naphthalene	ND	1.5	mg/Kg dry	10		SW-846 8260C	12/29/11	12/29/11 13:52	MFF
n-Propylbenzene	0.12	0.076	mg/Kg dry	1		SW-846 8260C	12/29/11	12/29/11 12:49	MFF
n-Propylbenzene	ND	0.76	mg/Kg dry	10		SW-846 8260C	12/29/11	12/29/11 13:52	MFF
Styrene	ND	0.076	mg/Kg dry	1		SW-846 8260C	12/29/11	12/29/11 12:49	MFF
Styrene	ND	0.76	mg/Kg dry	10		SW-846 8260C	12/29/11	12/29/11 13:52	MFF
1,1,1,2-Tetrachloroethane	ND	0.076	mg/Kg dry	1		SW-846 8260C	12/29/11	12/29/11 12:49	MFF
1,1,1,2-Tetrachloroethane	ND	0.76	mg/Kg dry	10		SW-846 8260C	12/29/11	12/29/11 13:52	MFF
1,1,2,2-Tetrachloroethane	ND	0.038	mg/Kg dry	1		SW-846 8260C	12/29/11	12/29/11 12:49	MFF
1,1,2,2-Tetrachloroethane	ND	0.38	mg/Kg dry	10		SW-846 8260C	12/29/11	12/29/11 13:52	MFF
Tetrachloroethylene	ND	0.76	mg/Kg dry	10		SW-846 8260C	12/29/11	12/29/11 13:52	MFF
Tetrachloroethylene	ND	0.076	mg/Kg dry	1		SW-846 8260C	12/29/11	12/29/11 12:49	MFF
Tetrahydrofuran	ND	0.76	mg/Kg dry	1		SW-846 8260C	12/29/11	12/29/11 12:49	MFF
Tetrahydrofuran	ND	7.6	mg/Kg dry	10		SW-846 8260C	12/29/11	12/29/11 13:52	MFF
Toluene	0.59	0.076	mg/Kg dry	1		SW-846 8260C	12/29/11	12/29/11 12:49	MFF
Toluene	ND	0.76	mg/Kg dry	10		SW-846 8260C	12/29/11	12/29/11 13:52	MFF
1,2,3-Trichlorobenzene	ND	0.38	mg/Kg dry	1		SW-846 8260C	12/29/11	12/29/11 12:49	MFF
1,2,3-Trichlorobenzene	ND	3.8	mg/Kg dry	10		SW-846 8260C	12/29/11	12/29/11 13:52	MFF
1,2,4-Trichlorobenzene	ND	0.076	mg/Kg dry	1		SW-846 8260C	12/29/11	12/29/11 12:49	MFF
1,2,4-Trichlorobenzene	ND	0.76	mg/Kg dry	10		SW-846 8260C	12/29/11	12/29/11 13:52	MFF
1,1,1-Trichloroethane	ND	0.076	mg/Kg dry	1		SW-846 8260C	12/29/11	12/29/11 12:49	MFF
1,1,1-Trichloroethane	ND	0.76	mg/Kg dry	10		SW-846 8260C	12/29/11	12/29/11 13:52	MFF
1,1,2-Trichloroethane	ND	0.076	mg/Kg dry	1		SW-846 8260C	12/29/11	12/29/11 12:49	MFF
1,1,2-Trichloroethane	ND	0.76	mg/Kg dry	10		SW-846 8260C	12/29/11	12/29/11 13:52	MFF
Trichloroethylene	ND	0.76	mg/Kg dry	10		SW-846 8260C	12/29/11	12/29/11 13:52	MFF
Trichloroethylene	ND	0.076	mg/Kg dry	1		SW-846 8260C	12/29/11	12/29/11 12:49	MFF
Trichlorofluoromethane (Freon 11)	ND	1.5	mg/Kg dry	10		SW-846 8260C	12/29/11	12/29/11 13:52	MFF
Trichlorofluoromethane (Freon 11)	ND	0.15	mg/Kg dry	1		SW-846 8260C	12/29/11	12/29/11 12:49	MFF
1,2,3-Trichloropropane	ND	0.15	mg/Kg dry	1		SW-846 8260C	12/29/11	12/29/11 12:49	MFF
1,2,3-Trichloropropane	ND	1.5	mg/Kg dry	10		SW-846 8260C	12/29/11	12/29/11 13:52	MFF
1,1,2-Trichloro-1,2,2-trifluoroethane (Freon 113)	ND	0.076	mg/Kg dry	1		SW-846 8260C	12/29/11	12/29/11 12:49	MFF
1,1,2-Trichloro-1,2,2-trifluoroethane (Freon 113)	ND	0.76	mg/Kg dry	10		SW-846 8260C	12/29/11	12/29/11 13:52	MFF
1,2,4-Trimethylbenzene	0.54	0.076	mg/Kg dry	1		SW-846 8260C	12/29/11	12/29/11 12:49	MFF
1,2,4-Trimethylbenzene	ND	0.76	mg/Kg dry	10		SW-846 8260C	12/29/11	12/29/11 13:52	MFF
1,3,5-Trimethylbenzene	0.32	0.076	mg/Kg dry	1		SW-846 8260C	12/29/11	12/29/11 12:49	MFF

con-test® ANALYTICAL LABORATORY

39 Spruce Street * East Longmeadow, MA 01028 * FAX 413/525-6405 * TEL. 413/525-2332

Project Location: 25 Skinner Street | Sample Description: | Work Order: 11L0904

Date Received: 12/23/2011

Field Sample #: Void Sludge | Sampled: 12/22/2011 14:00

Sample ID: 11L0904-11

Sample Matrix: Soil

Volatile Organic Compounds by GC/MS

Analyte	Results	RL	Units	Dilution	Flag	Method	Date Prepared	Date/Time Analyzed	Analyst
1,3,5-Trimethylbenzene	ND	0.76	mg/Kg dry	10		SW-846 8260C	12/29/11	12/29/11 13:52	MFF
Vinyl Chloride	ND	1.5	mg/Kg dry	10		SW-846 8260C	12/29/11	12/29/11 13:52	MFF
Vinyl Chloride	ND	0.15	mg/Kg dry	1		SW-846 8260C	12/29/11	12/29/11 12:49	MFF
m+p Xylene	26	1.5	mg/Kg dry	10		SW-846 8260C	12/29/11	12/29/11 13:52	MFF
m+p Xylene	31	0.15	mg/Kg dry	1	E	SW-846 8260C	12/29/11	12/29/11 12:49	MFF
o-Xylene	9.4	0.076	mg/Kg dry	1		SW-846 8260C	12/29/11	12/29/11 12:49	MFF
o-Xylene	7.9	0.76	mg/Kg dry	10		SW-846 8260C	12/29/11	12/29/11 13:52	MFF

Surrogates	% Recovery		Recovery Limits	Flag	
1,2-Dichloroethane-d4	**68.4**	*	70-130	S-19	12/29/11 12:49
1,2-Dichloroethane-d4	**68.4**	*	70-130	S-19	12/29/11 13:52
Toluene-d8	78.9		70-130		12/29/11 13:52
Toluene-d8	80.8		70-130		12/29/11 12:49
4-Bromofluorobenzene	80.7		70-130		12/29/11 12:49
4-Bromofluorobenzene	74.8		70-130		12/29/11 13:52

con-test® ANALYTICAL LABORATORY

39 Spruce Street * East Longmeadow, MA 01028 * FAX 413/525-6405 * TEL. 413/525-2332

Project Location: 25 Skinner Street | Sample Description: | Work Order: 11L0904

Date Received: 12/23/2011

Field Sample #: Void Sludge | Sampled: 12/22/2011 14:00

Sample ID: 11L0904-11

Sample Matrix: Soil

Semivolatile Organic Compounds by GC/MS

Analyte	Results	RL	Units	Dilution	Flag	Method	Date Prepared	Date/Time Analyzed	Analyst
Acenaphthene	ND	3.9	mg/Kg dry	1		SW-846 8270D	12/28/11	12/31/11 12:54	CDT
Acenaphthylene	ND	3.9	mg/Kg dry	1		SW-846 8270D	12/28/11	12/31/11 12:54	CDT
Anthracene	ND	3.9	mg/Kg dry	1		SW-846 8270D	12/28/11	12/31/11 12:54	CDT
Benzo(a)anthracene	ND	3.9	mg/Kg dry	1		SW-846 8270D	12/28/11	12/31/11 12:54	CDT
Benzo(a)pyrene	ND	3.9	mg/Kg dry	1		SW-846 8270D	12/28/11	12/31/11 12:54	CDT
Benzo(b)fluoranthene	ND	3.9	mg/Kg dry	1		SW-846 8270D	12/28/11	12/31/11 12:54	CDT
Benzo(g,h,i)perylene	ND	3.9	mg/Kg dry	1		SW-846 8270D	12/28/11	12/31/11 12:54	CDT
Benzo(k)fluoranthene	ND	3.9	mg/Kg dry	1		SW-846 8270D	12/28/11	12/31/11 12:54	CDT
Chrysene	ND	3.9	mg/Kg dry	1		SW-846 8270D	12/28/11	12/31/11 12:54	CDT
Dibenz(a,h)anthracene	ND	3.9	mg/Kg dry	1		SW-846 8270D	12/28/11	12/31/11 12:54	CDT
Fluoranthene	5.5	3.9	mg/Kg dry	1		SW-846 8270D	12/28/11	12/31/11 12:54	CDT
Fluorene	ND	3.9	mg/Kg dry	1		SW-846 8270D	12/28/11	12/31/11 12:54	CDT
Indeno(1,2,3-cd)pyrene	ND	3.9	mg/Kg dry	1		SW-846 8270D	12/28/11	12/31/11 12:54	CDT
2-Methylnaphthalene	ND	3.9	mg/Kg dry	1		SW-846 8270D	12/28/11	12/31/11 12:54	CDT
Naphthalene	ND	3.9	mg/Kg dry	1		SW-846 8270D	12/28/11	12/31/11 12:54	CDT
Phenanthrene	ND	3.9	mg/Kg dry	1		SW-846 8270D	12/28/11	12/31/11 12:54	CDT
Pyrene	6.4	3.9	mg/Kg dry	1		SW-846 8270D	12/28/11	12/31/11 12:54	CDT

Surrogates	% Recovery	Recovery Limits	Flag	
Nitrobenzene-d5	83.6	30-130		12/31/11 12:54
2-Fluorobiphenyl	86.1	30-130		12/31/11 12:54
Terphenyl-d14	82.0	30-130		12/31/11 12:54

39 Spruce Street * East Longmeadow, MA 01028 * FAX 413/525-6405 * TEL. 413/525-2332

Project Location: 25 Skinner Street | Sample Description: | Work Order: 11L0904

Date Received: 12/23/2011

Field Sample #: Void Sludge | Sampled: 12/22/2011 14:00

Sample ID: 11L0904-11

Sample Matrix: Soil

Polychlorinated Biphenyls By GC/ECD

Analyte	Results	RL	Units	Dilution	Flag	Method	Date Prepared	Date/Time Analyzed	Analyst
Aroclor-1016 [1]	ND	0.19	mg/Kg dry	5		SW-846 8082A	12/30/11	1/3/12 13:02	MJC
Aroclor-1221 [1]	ND	0.19	mg/Kg dry	5		SW-846 8082A	12/30/11	1/3/12 13:02	MJC
Aroclor-1232 [1]	ND	0.19	mg/Kg dry	5		SW-846 8082A	12/30/11	1/3/12 13:02	MJC
Aroclor-1242 [1]	ND	0.19	mg/Kg dry	5		SW-846 8082A	12/30/11	1/3/12 13:02	MJC
Aroclor-1248 [1]	ND	0.19	mg/Kg dry	5		SW-846 8082A	12/30/11	1/3/12 13:02	MJC
Aroclor-1254 [1]	ND	0.19	mg/Kg dry	5		SW-846 8082A	12/30/11	1/3/12 13:02	MJC
Aroclor-1260 [1]	ND	0.19	mg/Kg dry	5		SW-846 8082A	12/30/11	1/3/12 13:02	MJC
Aroclor-1262 [1]	ND	0.19	mg/Kg dry	5		SW-846 8082A	12/30/11	1/3/12 13:02	MJC
Aroclor-1268 [1]	ND	0.19	mg/Kg dry	5		SW-846 8082A	12/30/11	1/3/12 13:02	MJC

Surrogates	% Recovery	Recovery Limits	Flag	
Decachlorobiphenyl [1]	45.4	30-150		1/3/12 13:02
Decachlorobiphenyl [2]	45.4	30-150		1/3/12 13:02
Tetrachloro-m-xylene [1]	41.0	30-150		1/3/12 13:02
Tetrachloro-m-xylene [2]	44.6	30-150		1/3/12 13:02

39 Spruce Street * East Longmeadow, MA 01028 * FAX 413/525-6405 * TEL. 413/525-2332

Project Location: 25 Skinner Street
Sample Description:
Work Order: 11L0904

Date Received: 12/23/2011

Field Sample #: Void Sludge
Sampled: 12/22/2011 14:00

Sample ID: 11L0904-11

Sample Matrix: Soil

Petroleum Hydrocarbons Analyses

Analyte	Results	RL	Units	Dilution	Flag	Method	Date Prepared	Date/Time Analyzed	Analyst
CT ETPH	97000	22000	mg/Kg dry	100		CTDEP ETPH	12/27/11	12/30/11 23:23	SCS

Surrogates	% Recovery	Recovery Limits	Flag	
o-Terphenyl	*	50-150	S-01	12/30/11 23:23

39 Spruce Street * East Longmeadow, MA 01028 * FAX 413/525-6405 * TEL. 413/525-2332

Project Location: 25 Skinner Street
Sample Description:
Work Order: 11L0904

Date Received: 12/23/2011

Field Sample #: Void Sludge
Sampled: 12/22/2011 14:00

Sample ID: 11L0904-11

Sample Matrix: Soil

Metals Analyses (Total)

Analyte	Results	RL	Units	Dilution	Flag	Method	Date Prepared	Date/Time Analyzed	Analyst
Antimony	ND	4.7	mg/Kg dry	1		SW-846 6010C	12/28/11	12/30/11 9:25	OP
Arsenic	6.0	4.7	mg/Kg dry	1		SW-846 6010C	12/28/11	12/28/11 19:52	KSH
Barium	890	4.7	mg/Kg dry	1		SW-846 6010C	12/28/11	12/28/11 19:52	KSH
Beryllium	ND	0.47	mg/Kg dry	1		SW-846 6010C	12/28/11	12/28/11 19:52	KSH
Cadmium	23	0.47	mg/Kg dry	1		SW-846 6010C	12/28/11	12/28/11 19:52	KSH
Chromium	52	0.94	mg/Kg dry	1		SW-846 6010C	12/28/11	12/28/11 19:52	KSH
Copper	1300	0.94	mg/Kg dry	1		SW-846 6010C	12/28/11	12/28/11 19:52	KSH
Lead	300	1.4	mg/Kg dry	1		SW-846 6010C	12/28/11	12/29/11 22:57	OP
Mercury	0.096	0.048	mg/Kg dry	1		SW-846 7471B	12/28/11	12/29/11 11:09	AMR
Nickel	360	0.94	mg/Kg dry	1		SW-846 6010C	12/28/11	12/28/11 19:52	KSH
Selenium	ND	9.4	mg/Kg dry	1		SW-846 6010C	12/28/11	12/28/11 19:52	KSH
Silver	73	0.94	mg/Kg dry	1		SW-846 6010C	12/28/11	12/28/11 19:52	KSH
Thallium	ND	4.7	mg/Kg dry	1		SW-846 6010C	12/28/11	12/28/11 19:52	KSH
Vanadium	24	1.9	mg/Kg dry	1		SW-846 6010C	12/28/11	12/28/11 19:52	KSH
Zinc	2900	1.9	mg/Kg dry	1		SW-846 6010C	12/28/11	12/28/11 19:52	KSH

39 Spruce Street * East Longmeadow, MA 01028 * FAX 413/525-6405 * TEL. 413/525-2332

Project Location: 25 Skinner Street
Sample Description:
Work Order: 11L0904

Date Received: 12/23/2011

Field Sample #: Void Sludge
Sampled: 12/22/2011 14:00

Sample ID: 11L0904-11

Sample Matrix: Soil

Conventional Chemistry Parameters by EPA/APHA/SW-846 Methods (Total)

Analyte	Results	RL	Units	Dilution	Flag	Method	Date Prepared	Date/Time Analyzed	Analyst
% Solids	51.9		% Wt	1		SM 2540G	12/28/11	12/30/11 0:26	ESH

con-test® ANALYTICAL LABORATORY

39 Spruce Street * East Longmeadow, MA 01028 * FAX 413/525-6405 * TEL. 413/525-2332

Project Location: 25 Skinner Street | Sample Description: | Work Order: 11L0904

Date Received: 12/23/2011

Field Sample #: Drum Contents | Sampled: 12/22/2011 15:00

Sample ID: 11L0904-12

Sample Matrix: Product/Solid

Volatile Organic Compounds by GC/MS

Analyte	Results	RL	Units	Dilution	Flag	Method	Date Prepared	Date/Time Analyzed	Analyst
Acetone	ND	0.36	mg/Kg wet	1	V-16	SW-846 8260C	12/28/11	12/28/11 14:55	MFF
Acrylonitrile	ND	0.022	mg/Kg wet	1	L-03, V-16	SW-846 8260C	12/28/11	12/28/11 14:55	MFF
Benzene	0.063	0.0072	mg/Kg wet	1		SW-846 8260C	12/28/11	12/28/11 14:55	MFF
Bromobenzene	ND	0.0072	mg/Kg wet	1		SW-846 8260C	12/28/11	12/28/11 14:55	MFF
Bromodichloromethane	ND	0.0072	mg/Kg wet	1		SW-846 8260C	12/28/11	12/28/11 14:55	MFF
Bromoform	ND	0.0072	mg/Kg wet	1		SW-846 8260C	12/28/11	12/28/11 14:55	MFF
Bromomethane	ND	0.036	mg/Kg wet	1		SW-846 8260C	12/28/11	12/28/11 14:55	MFF
2-Butanone (MEK)	ND	0.14	mg/Kg wet	1	V-16	SW-846 8260C	12/28/11	12/28/11 14:55	MFF
n-Butylbenzene	ND	0.0072	mg/Kg wet	1		SW-846 8260C	12/28/11	12/28/11 14:55	MFF
sec-Butylbenzene	ND	0.0072	mg/Kg wet	1		SW-846 8260C	12/28/11	12/28/11 14:55	MFF
tert-Butylbenzene	ND	0.0072	mg/Kg wet	1		SW-846 8260C	12/28/11	12/28/11 14:55	MFF
Carbon Disulfide	ND	0.022	mg/Kg wet	1		SW-846 8260C	12/28/11	12/28/11 14:55	MFF
Carbon Tetrachloride	ND	0.0072	mg/Kg wet	1		SW-846 8260C	12/28/11	12/28/11 14:55	MFF
Chlorobenzene	ND	0.0072	mg/Kg wet	1		SW-846 8260C	12/28/11	12/28/11 14:55	MFF
Chlorodibromomethane	ND	0.0072	mg/Kg wet	1		SW-846 8260C	12/28/11	12/28/11 14:55	MFF
Chloroethane	ND	0.072	mg/Kg wet	1		SW-846 8260C	12/28/11	12/28/11 14:55	MFF
Chloroform	ND	0.014	mg/Kg wet	1		SW-846 8260C	12/28/11	12/28/11 14:55	MFF
Chloromethane	ND	0.036	mg/Kg wet	1	L-03, V-05	SW-846 8260C	12/28/11	12/28/11 14:55	MFF
2-Chlorotoluene	ND	0.0072	mg/Kg wet	1		SW-846 8260C	12/28/11	12/28/11 14:55	MFF
4-Chlorotoluene	ND	0.0072	mg/Kg wet	1		SW-846 8260C	12/28/11	12/28/11 14:55	MFF
1,2-Dibromo-3-chloropropane (DBCP)	ND	0.014	mg/Kg wet	1		SW-846 8260C	12/28/11	12/28/11 14:55	MFF
1,2-Dibromoethane (EDB)	ND	0.0036	mg/Kg wet	1		SW-846 8260C	12/28/11	12/28/11 14:55	MFF
Dibromomethane	ND	0.0072	mg/Kg wet	1		SW-846 8260C	12/28/11	12/28/11 14:55	MFF
1,2-Dichlorobenzene	ND	0.0072	mg/Kg wet	1		SW-846 8260C	12/28/11	12/28/11 14:55	MFF
1,3-Dichlorobenzene	ND	0.0072	mg/Kg wet	1		SW-846 8260C	12/28/11	12/28/11 14:55	MFF
1,4-Dichlorobenzene	ND	0.0072	mg/Kg wet	1		SW-846 8260C	12/28/11	12/28/11 14:55	MFF
trans-1,4-Dichloro-2-butene	ND	0.014	mg/Kg wet	1		SW-846 8260C	12/28/11	12/28/11 14:55	MFF
Dichlorodifluoromethane (Freon 12)	ND	0.072	mg/Kg wet	1	L-03, V-05	SW-846 8260C	12/28/11	12/28/11 14:55	MFF
1,1-Dichloroethane	ND	0.0072	mg/Kg wet	1		SW-846 8260C	12/28/11	12/28/11 14:55	MFF
1,2-Dichloroethane	ND	0.0072	mg/Kg wet	1		SW-846 8260C	12/28/11	12/28/11 14:55	MFF
1,1-Dichloroethylene	ND	0.014	mg/Kg wet	1		SW-846 8260C	12/28/11	12/28/11 14:55	MFF
cis-1,2-Dichloroethylene	ND	0.0072	mg/Kg wet	1		SW-846 8260C	12/28/11	12/28/11 14:55	MFF
trans-1,2-Dichloroethylene	ND	0.0072	mg/Kg wet	1		SW-846 8260C	12/28/11	12/28/11 14:55	MFF
1,2-Dichloropropane	ND	0.0072	mg/Kg wet	1		SW-846 8260C	12/28/11	12/28/11 14:55	MFF
1,3-Dichloropropane	ND	0.0036	mg/Kg wet	1		SW-846 8260C	12/28/11	12/28/11 14:55	MFF
2,2-Dichloropropane	ND	0.0072	mg/Kg wet	1		SW-846 8260C	12/28/11	12/28/11 14:55	MFF
1,1-Dichloropropene	ND	0.0072	mg/Kg wet	1		SW-846 8260C	12/28/11	12/28/11 14:55	MFF
cis-1,3-Dichloropropene	ND	0.0036	mg/Kg wet	1		SW-846 8260C	12/28/11	12/28/11 14:55	MFF
trans-1,3-Dichloropropene	ND	0.0036	mg/Kg wet	1		SW-846 8260C	12/28/11	12/28/11 14:55	MFF
Ethylbenzene	ND	0.0072	mg/Kg wet	1		SW-846 8260C	12/28/11	12/28/11 14:55	MFF
Hexachlorobutadiene	ND	0.0072	mg/Kg wet	1		SW-846 8260C	12/28/11	12/28/11 14:55	MFF
2-Hexanone (MBK)	ND	0.072	mg/Kg wet	1		SW-846 8260C	12/28/11	12/28/11 14:55	MFF
Isopropylbenzene (Cumene)	ND	0.0072	mg/Kg wet	1		SW-846 8260C	12/28/11	12/28/11 14:55	MFF

con-test® ANALYTICAL LABORATORY

39 Spruce Street * East Longmeadow, MA 01028 * FAX 413/525-6405 * TEL. 413/525-2332

Project Location: 25 Skinner Street | Sample Description: | Work Order: 11L0904

Date Received: 12/23/2011

Field Sample #: Drum Contents | Sampled: 12/22/2011 15:00

Sample ID: 11L0904-12

Sample Matrix: Product/Solid

Volatile Organic Compounds by GC/MS

Analyte	Results	RL	Units	Dilution	Flag	Method	Date Prepared	Date/Time Analyzed	Analyst
p-Isopropyltoluene (p-Cymene)	ND	0.0072	mg/Kg wet	1		SW-846 8260C	12/28/11	12/28/11 14:55	MFF
Methyl tert-Butyl Ether (MTBE)	ND	0.014	mg/Kg wet	1		SW-846 8260C	12/28/11	12/28/11 14:55	MFF
Methylene Chloride	ND	0.072	mg/Kg wet	1		SW-846 8260C	12/28/11	12/28/11 14:55	MFF
4-Methyl-2-pentanone (MIBK)	ND	0.072	mg/Kg wet	1		SW-846 8260C	12/28/11	12/28/11 14:55	MFF
Naphthalene	ND	0.014	mg/Kg wet	1	L-03, V-05	SW-846 8260C	12/28/11	12/28/11 14:55	MFF
n-Propylbenzene	ND	0.0072	mg/Kg wet	1		SW-846 8260C	12/28/11	12/28/11 14:55	MFF
Styrene	0.055	0.0072	mg/Kg wet	1		SW-846 8260C	12/28/11	12/28/11 14:55	MFF
1,1,1,2-Tetrachloroethane	ND	0.0072	mg/Kg wet	1		SW-846 8260C	12/28/11	12/28/11 14:55	MFF
1,1,2,2-Tetrachloroethane	ND	0.0036	mg/Kg wet	1		SW-846 8260C	12/28/11	12/28/11 14:55	MFF
Tetrachloroethylene	ND	0.0072	mg/Kg wet	1		SW-846 8260C	12/28/11	12/28/11 14:55	MFF
Tetrahydrofuran	ND	0.036	mg/Kg wet	1	V-16	SW-846 8260C	12/28/11	12/28/11 14:55	MFF
Toluene	ND	0.0072	mg/Kg wet	1		SW-846 8260C	12/28/11	12/28/11 14:55	MFF
1,2,3-Trichlorobenzene	ND	0.0072	mg/Kg wet	1		SW-846 8260C	12/28/11	12/28/11 14:55	MFF
1,2,4-Trichlorobenzene	ND	0.0072	mg/Kg wet	1	V-05	SW-846 8260C	12/28/11	12/28/11 14:55	MFF
1,1,1-Trichloroethane	0.032	0.0072	mg/Kg wet	1		SW-846 8260C	12/28/11	12/28/11 14:55	MFF
1,1,2-Trichloroethane	ND	0.0072	mg/Kg wet	1		SW-846 8260C	12/28/11	12/28/11 14:55	MFF
Trichloroethylene	ND	0.0072	mg/Kg wet	1		SW-846 8260C	12/28/11	12/28/11 14:55	MFF
Trichlorofluoromethane (Freon 11)	ND	0.036	mg/Kg wet	1		SW-846 8260C	12/28/11	12/28/11 14:55	MFF
1,2,3-Trichloropropane	ND	0.0072	mg/Kg wet	1		SW-846 8260C	12/28/11	12/28/11 14:55	MFF
1,1,2-Trichloro-1,2,2-trifluoroethane (Freon 113)	ND	0.036	mg/Kg wet	1		SW-846 8260C	12/28/11	12/28/11 14:55	MFF
1,2,4-Trimethylbenzene	0.015	0.0072	mg/Kg wet	1		SW-846 8260C	12/28/11	12/28/11 14:55	MFF
1,3,5-Trimethylbenzene	ND	0.0072	mg/Kg wet	1		SW-846 8260C	12/28/11	12/28/11 14:55	MFF
Vinyl Chloride	ND	0.036	mg/Kg wet	1		SW-846 8260C	12/28/11	12/28/11 14:55	MFF
m+p Xylene	ND	0.014	mg/Kg wet	1		SW-846 8260C	12/28/11	12/28/11 14:55	MFF
o-Xylene	ND	0.0072	mg/Kg wet	1		SW-846 8260C	12/28/11	12/28/11 14:55	MFF

Surrogates	% Recovery	Recovery Limits	Flag	
1,2-Dichloroethane-d4	108	70-130		12/28/11 14:55
Toluene-d8	104	70-130		12/28/11 14:55
4-Bromofluorobenzene	98.2	70-130		12/28/11 14:55

con-test® ANALYTICAL LABORATORY

39 Spruce Street * East Longmeadow, MA 01028 * FAX 413/525-6405 * TEL. 413/525-2332

Project Location: 25 Skinner Street | Sample Description: | Work Order: 11L0904

Date Received: 12/23/2011

Field Sample #: Drum Contents | Sampled: 12/22/2011 15:00

Sample ID: 11L0904-12

Sample Matrix: Product/Solid

Semivolatile Organic Compounds by GC/MS

Analyte	Results	RL	Units	Dilution	Flag	Method	Date Prepared	Date/Time Analyzed	Analyst
Acenaphthene	ND	0.84	mg/Kg	1		SW-846 8270D	1/2/12	1/3/12 11:49	CDT
Acenaphthylene	ND	0.84	mg/Kg	1		SW-846 8270D	1/2/12	1/3/12 11:49	CDT
Anthracene	ND	0.84	mg/Kg	1		SW-846 8270D	1/2/12	1/3/12 11:49	CDT
Benzo(a)anthracene	ND	0.84	mg/Kg	1		SW-846 8270D	1/2/12	1/3/12 11:49	CDT
Benzo(a)pyrene	ND	0.84	mg/Kg	1		SW-846 8270D	1/2/12	1/3/12 11:49	CDT
Benzo(b)fluoranthene	ND	0.84	mg/Kg	1		SW-846 8270D	1/2/12	1/3/12 11:49	CDT
Benzo(g,h,i)perylene	ND	0.84	mg/Kg	1		SW-846 8270D	1/2/12	1/3/12 11:49	CDT
Benzo(k)fluoranthene	ND	0.84	mg/Kg	1		SW-846 8270D	1/2/12	1/3/12 11:49	CDT
Chrysene	ND	0.84	mg/Kg	1		SW-846 8270D	1/2/12	1/3/12 11:49	CDT
Dibenz(a,h)anthracene	ND	0.84	mg/Kg	1		SW-846 8270D	1/2/12	1/3/12 11:49	CDT
Fluoranthene	ND	0.84	mg/Kg	1		SW-846 8270D	1/2/12	1/3/12 11:49	CDT
Fluorene	ND	0.84	mg/Kg	1		SW-846 8270D	1/2/12	1/3/12 11:49	CDT
Indeno(1,2,3-cd)pyrene	ND	0.84	mg/Kg	1		SW-846 8270D	1/2/12	1/3/12 11:49	CDT
2-Methylnaphthalene	ND	0.84	mg/Kg	1		SW-846 8270D	1/2/12	1/3/12 11:49	CDT
Naphthalene	ND	0.84	mg/Kg	1		SW-846 8270D	1/2/12	1/3/12 11:49	CDT
Phenanthrene	ND	0.84	mg/Kg	1		SW-846 8270D	1/2/12	1/3/12 11:49	CDT
Pyrene	ND	0.84	mg/Kg	1	V-20	SW-846 8270D	1/2/12	1/3/12 11:49	CDT

Surrogates	% Recovery	Recovery Limits	Flag	
Nitrobenzene-d5	74.7	30-130		1/3/12 11:49
2-Fluorobiphenyl	94.8	30-130		1/3/12 11:49
Terphenyl-d14	71.0	30-130		1/3/12 11:49

39 Spruce Street * East Longmeadow, MA 01028 * FAX 413/525-6405 * TEL. 413/525-2332

Project Location: 25 Skinner Street | Sample Description: | Work Order: 11L0904

Date Received: 12/23/2011

Field Sample #: Drum Contents | Sampled: 12/22/2011 15:00

Sample ID: 11L0904-12

Sample Matrix: Product/Solid

Polychlorinated Biphenyls By GC/ECD

Analyte	Results	RL	Units	Dilution	Flag	Method	Date Prepared	Date/Time Analyzed	Analyst
Aroclor-1016 [1]	ND	0.095	mg/Kg	1		SW-846 8082A	12/29/11	12/30/11 17:50	MJC
Aroclor-1221 [1]	ND	0.095	mg/Kg	1		SW-846 8082A	12/29/11	12/30/11 17:50	MJC
Aroclor-1232 [1]	ND	0.095	mg/Kg	1		SW-846 8082A	12/29/11	12/30/11 17:50	MJC
Aroclor-1242 [1]	ND	0.095	mg/Kg	1		SW-846 8082A	12/29/11	12/30/11 17:50	MJC
Aroclor-1248 [1]	ND	0.095	mg/Kg	1		SW-846 8082A	12/29/11	12/30/11 17:50	MJC
Aroclor-1254 [1]	ND	0.095	mg/Kg	1		SW-846 8082A	12/29/11	12/30/11 17:50	MJC
Aroclor-1260 [1]	ND	0.095	mg/Kg	1		SW-846 8082A	12/29/11	12/30/11 17:50	MJC
Aroclor-1262 [1]	ND	0.095	mg/Kg	1		SW-846 8082A	12/29/11	12/30/11 17:50	MJC
Aroclor-1268 [1]	ND	0.095	mg/Kg	1		SW-846 8082A	12/29/11	12/30/11 17:50	MJC

Surrogates	% Recovery	Recovery Limits	Flag	
Decachlorobiphenyl [1]	94.7	30-150		12/30/11 17:50
Decachlorobiphenyl [2]	103	30-150		12/30/11 17:50
Tetrachloro-m-xylene [1]	96.4	30-150		12/30/11 17:50
Tetrachloro-m-xylene [2]	98.0	30-150		12/30/11 17:50

39 Spruce Street * East Longmeadow, MA 01028 * FAX 413/525-6405 * TEL. 413/525-2332

Project Location: 25 Skinner Street
Sample Description:
Work Order: 11L0904

Date Received: 12/23/2011

Field Sample #: Drum Contents
Sampled: 12/22/2011 15:00

Sample ID: 11L0904-12

Sample Matrix: Product/Solid

Petroleum Hydrocarbons Analyses

Analyte	Results	RL	Units	Dilution	Flag	Method	Date Prepared	Date/Time Analyzed	Analyst
CT ETPH	5100	970	mg/Kg	20		CTDEP ETPH	1/2/12	1/4/12 12:13	SCS

Surrogates	% Recovery	Recovery Limits	Flag	
o-Terphenyl	82.5	50-150		1/4/12 12:13

39 Spruce Street * East Longmeadow, MA 01028 * FAX 413/525-6405 * TEL. 413/525-2332

Project Location: 25 Skinner Street
Sample Description:
Work Order: 11L0904

Date Received: 12/23/2011

Field Sample #: Drum Contents
Sampled: 12/22/2011 15:00

Sample ID: 11L0904-12

Sample Matrix: Product/Solid

Metals Analyses (Total)

Analyte	Results	RL	Units	Dilution	Flag	Method	Date Prepared	Date/Time Analyzed	Analyst
Antimony	4.4	2.5	mg/Kg wet	1		SW-846 6010C	12/28/11	12/30/11 9:17	OP
Arsenic	ND	2.5	mg/Kg wet	1		SW-846 6010C	12/28/11	12/30/11 1:13	OP
Barium	17	2.5	mg/Kg wet	1		SW-846 6010C	12/28/11	12/30/11 1:13	OP
Beryllium	ND	0.25	mg/Kg wet	1		SW-846 6010C	12/28/11	12/30/11 9:17	OP
Cadmium	ND	0.25	mg/Kg wet	1		SW-846 6010C	12/28/11	12/30/11 1:13	OP
Chromium	6.7	0.50	mg/Kg wet	1		SW-846 6010C	12/28/11	12/30/11 1:13	OP
Copper	25	0.50	mg/Kg wet	1		SW-846 6010C	12/28/11	12/30/11 1:13	OP
Lead	7.9	0.74	mg/Kg wet	1		SW-846 6010C	12/28/11	12/30/11 1:13	OP
Mercury	ND	0.025	mg/Kg	1		SW-846 7471B	12/28/11	12/29/11 11:47	AMR
Nickel	9.2	0.50	mg/Kg wet	1		SW-846 6010C	12/28/11	12/30/11 1:13	OP
Selenium	ND	5.0	mg/Kg wet	1		SW-846 6010C	12/28/11	12/30/11 1:13	OP
Silver	ND	0.50	mg/Kg wet	1		SW-846 6010C	12/28/11	12/30/11 1:13	OP
Thallium	ND	2.5	mg/Kg wet	1		SW-846 6010C	12/28/11	12/30/11 1:13	OP
Vanadium	4.7	0.99	mg/Kg wet	1		SW-846 6010C	12/28/11	12/30/11 1:13	OP
Zinc	23	0.99	mg/Kg wet	1		SW-846 6010C	12/28/11	12/30/11 1:13	OP

39 Spruce Street * East Longmeadow, MA 01028 * FAX 413/525-6405 * TEL. 413/525-2332

Project Location: 25 Skinner Street
Sample Description:
Work Order: 11L0904

Date Received: 12/23/2011

Field Sample #: Drum Contents
Sampled: 12/22/2011 15:00

Sample ID: 11L0904-12

Sample Matrix: Product/Solid

Inorganic Analyses - Asbestos

Analyte	Results	RL	Units	Dilution	Flag	Method	Date Prepared	Date/Time Analyzed	Analyst
Asbestos - Chrysotile	ND		%	1		EPA/600/R-93/116		1/3/12 0:00	PAS
Asbestos - Amosite	ND		%	1		EPA/600/R-93/116		1/3/12 0:00	PAS
Asbestos - Crocidolite	ND		%	1		EPA/600/R-93/116		1/3/12 0:00	PAS
Asbestos - Actinolite	ND		%	1		EPA/600/R-93/116		1/3/12 0:00	PAS
Asbestos - Tremolite	ND		%	1		EPA/600/R-93/116		1/3/12 0:00	PAS
Asbestos - Anthophyllite	ND		%	1		EPA/600/R-93/116		1/3/12 0:00	PAS
Fiberglass	ND		%	1		EPA/600/R-93/116		1/3/12 0:00	PAS
Mineral Wool	ND		%	1		EPA/600/R-93/116		1/3/12 0:00	PAS
Cellulose	Trace		%	1		EPA/600/R-93/116		1/3/12 0:00	PAS
Hair	ND		%	1		EPA/600/R-93/116		1/3/12 0:00	PAS
Synthetic	ND		%	1		EPA/600/R-93/116		1/3/12 0:00	PAS
Other Non-asbestos	ND		%	1		EPA/600/R-93/116		1/3/12 0:00	PAS
Non-Fibrous Minerals	100		%	1		EPA/600/R-93/116		1/3/12 0:00	PAS

39 Spruce Street * East Longmeadow, MA 01028 * FAX 413/525-6405 * TEL. 413/525-2332

Sample Extraction Data

Prep Method: SW-846 3546-CTDEP ETPH

Lab Number [Field ID]	Batch	Initial [g]	Final [mL]	Date
11L0904-12 [Drum Contents]	B043725	6.20	1.00	01/02/12

Prep Method: SW-846 3546-CTDEP ETPH

Lab Number [Field ID]	Batch	Initial [g]	Final [mL]	Date
11L0904-01 [B-110 2ft]	B043445	30.1	1.00	12/27/11
11L0904-02 [B-110 2 ft Dup]	B043445	30.1	1.00	12/27/11
11L0904-04 [B-111 2ft]	B043445	30.3	1.00	12/27/11
11L0904-05 [B-112]	B043445	30.0	5.00	12/27/11
11L0904-06 [B-113 2ft]	B043445	30.1	1.00	12/27/11
11L0904-07 [B-114]	B043445	30.0	2.00	12/27/11
11L0904-08 [B-119 1.5ft]	B043445	30.3	2.00	12/27/11
11L0904-09 [B-120 2ft]	B043445	30.3	2.00	12/27/11
11L0904-10 [B-118]	B043445	30.2	1.00	12/27/11
11L0904-11 [Void Sludge]	B043445	5.20	2.00	12/27/11

Prep Method: % Solids-SM 2540G

Lab Number [Field ID]	Batch	Date
11L0904-01 [B-110 2ft]	B043596	12/28/11
11L0904-02 [B-110 2 ft Dup]	B043596	12/28/11
11L0904-04 [B-111 2ft]	B043596	12/28/11
11L0904-05 [B-112]	B043596	12/28/11
11L0904-06 [B-113 2ft]	B043596	12/28/11
11L0904-07 [B-114]	B043596	12/28/11
11L0904-08 [B-119 1.5ft]	B043596	12/28/11
11L0904-09 [B-120 2ft]	B043596	12/28/11
11L0904-10 [B-118]	B043596	12/28/11
11L0904-11 [Void Sludge]	B043596	12/28/11

Prep Method: SW-846 3050B-SW-846 6010C

Lab Number [Field ID]	Batch	Initial [g]	Final [mL]	Date
11L0904-07 [B-114]	B043546	1.07	50.0	12/28/11
11L0904-08 [B-119 1.5ft]	B043546	1.03	50.0	12/28/11
11L0904-09 [B-120 2ft]	B043546	1.00	50.0	12/28/11
11L0904-10 [B-118]	B043546	1.03	50.0	12/28/11
11L0904-11 [Void Sludge]	B043546	1.03	50.0	12/28/11

Prep Method: SW-846 3050B-SW-846 6010C

Lab Number [Field ID]	Batch	Initial [g]	Final [mL]	Date
11L0904-01 [B-110 2ft]	B043559	1.02	50.0	12/28/11
11L0904-02 [B-110 2 ft Dup]	B043559	1.05	50.0	12/28/11
11L0904-04 [B-111 2ft]	B043559	1.07	50.0	12/28/11
11L0904-05 [B-112]	B043559	1.04	50.0	12/28/11
11L0904-06 [B-113 2ft]	B043559	1.05	50.0	12/28/11

39 Spruce Street * East Longmeadow, MA 01028 * FAX 413/525-6405 * TEL. 413/525-2332

Sample Extraction Data

Prep Method: SW-846 3050B-SW-846 6010C

Lab Number [Field ID]	Batch	Initial [g]	Final [mL]	Date
11L0904-12 [Drum Contents]	B043561	1.01	50.0	12/28/11

Prep Method: SW-846 3050B-SW-846 6010C

Lab Number [Field ID]	Batch	Initial [g]	Final [mL]	Date
11L0904-01RE1 [B-110 2ft]	B043733	1.01	50.0	01/03/12

Prep Method: SW-846 7471-SW-846 7471B

Lab Number [Field ID]	Batch	Initial [g]	Final [mL]	Date
11L0904-12 [Drum Contents]	B043573	0.607	50.0	12/28/11

Prep Method: SW-846 7471-SW-846 7471B

Lab Number [Field ID]	Batch	Initial [g]	Final [mL]	Date
11L0904-10 [B-118]	B043543	0.598	50.0	12/28/11
11L0904-11 [Void Sludge]	B043543	0.604	50.0	12/28/11

Prep Method: SW-846 7471-SW-846 7471B

Lab Number [Field ID]	Batch	Initial [g]	Final [mL]	Date
11L0904-02 [B-110 2 ft Dup]	B043548	0.599	50.0	12/28/11
11L0904-04 [B-111 2ft]	B043548	0.609	50.0	12/28/11
11L0904-05 [B-112]	B043548	0.605	50.0	12/28/11
11L0904-06 [B-113 2ft]	B043548	0.611	50.0	12/28/11
11L0904-07 [B-114]	B043548	0.603	50.0	12/28/11
11L0904-08 [B-119 1.5ft]	B043548	0.602	50.0	12/28/11

Prep Method: SW-846 7471-SW-846 7471B

Lab Number [Field ID]	Batch	Initial [g]	Final [mL]	Date
11L0904-01 [B-110 2ft]	B043610	0.601	50.0	12/29/11

Prep Method: SW-846 7471-SW-846 7471B

Lab Number [Field ID]	Batch	Initial [g]	Final [mL]	Date
11L0904-09RE1 [B-120 2ft]	B043736	0.588	50.0	01/03/12

Prep Method: SW-846 3546-SW-846 8082A

Lab Number [Field ID]	Batch	Initial [g]	Final [mL]	Date
11L0904-12 [Drum Contents]	B043654	2.10	10.0	12/29/11

con-test® ANALYTICAL LABORATORY
39 Spruce Street * East Longmeadow, MA 01028 * FAX 413/525-6405 * TEL. 413/525-2332

Sample Extraction Data

Prep Method: SW-846 3546-SW-846 8082A

Lab Number [Field ID]	Batch	Initial [g]	Final [mL]	Date
11L0904-01 [B-110 2ft]	B043534	10.1	10.0	12/28/11
11L0904-02 [B-110 2 ft Dup]	B043534	10.1	10.0	12/28/11
11L0904-04 [B-111 2ft]	B043534	10.1	10.0	12/28/11
11L0904-05 [B-112]	B043534	10.2	10.0	12/28/11
11L0904-06 [B-113 2ft]	B043534	10.1	10.0	12/28/11
11L0904-07 [B-114]	B043534	10.0	10.0	12/28/11
11L0904-08 [B-119 1.5ft]	B043534	10.0	10.0	12/28/11
11L0904-09 [B-120 2ft]	B043534	10.0	10.0	12/28/11

Prep Method: SW-846 3546-SW-846 8082A

Lab Number [Field ID]	Batch	Initial [g]	Final [mL]	Date
11L0904-11RE1 [Void Sludge]	B043716	10.2	10.0	12/30/11

Prep Method: SW-846 5035-SW-846 8260C

Lab Number [Field ID]	Batch	Initial [g]	Final [mL]	Date
11L0904-01 [B-110 2ft]	B043492	6.82	10.0	12/27/11
11L0904-02 [B-110 2 ft Dup]	B043492	7.97	10.0	12/27/11
11L0904-03 [Trip Blank]	B043492	5.00	10.0	12/27/11
11L0904-04 [B-111 2ft]	B043492	8.36	10.0	12/27/11
11L0904-05 [B-112]	B043492	4.03	10.0	12/27/11
11L0904-06 [B-113 2ft]	B043492	7.55	10.0	12/27/11
11L0904-07 [B-114]	B043492	9.37	10.0	12/27/11
11L0904-08 [B-119 1.5ft]	B043492	8.72	10.0	12/27/11
11L0904-09 [B-120 2ft]	B043492	8.66	10.0	12/27/11
11L0904-10 [B-118]	B043492	5.95	10.0	12/27/11

Prep Method: SW-846 5035-SW-846 8260C

Lab Number [Field ID]	Batch	Initial [g]	Final [mL]	Date
11L0904-12 [Drum Contents]	B043551	1.39	10.0	12/28/11

Prep Method: SW-846 5035-SW-846 8260C

Lab Number [Field ID]	Batch	Sample Amount(g)	Methanol Volume(mL)	Methanol Aliquot(mL)	Final Volume(mL)	Date
11L0904-11 [Void Sludge]	B043600	19.1	15.0	1	50	12/29/11
11L0904-11 [Void Sludge]	B043600	19.1	15.0	50	50	12/29/11
11L0904-11RE1 [Void Sludge]	B043600	19.1	15.0	0.1	50	12/29/11
11L0904-11RE1 [Void Sludge]	B043600	19.1	15.0	50	50	12/29/11

Prep Method: SW-846 3546-SW-846 8270D

Lab Number [Field ID]	Batch	Initial [g]	Final [mL]	Date
11L0904-12 [Drum Contents]	B043726	6.10	1.00	01/02/12

39 Spruce Street * East Longmeadow, MA 01028 * FAX 413/525-6405 * TEL. 413/525-2332

Sample Extraction Data

Prep Method: SW-846 3546-SW-846 8270D

Lab Number [Field ID]	Batch	Initial [g]	Final [mL]	Date
11L0904-01 [B-110 2ft]	B043536	30.2	1.00	12/28/11
11L0904-02 [B-110 2 ft Dup]	B043536	30.2	1.00	12/28/11
11L0904-04 [B-111 2ft]	B043536	30.3	1.00	12/28/11
11L0904-05 [B-112]	B043536	30.2	5.00	12/28/11
11L0904-06 [B-113 2ft]	B043536	30.0	1.00	12/28/11
11L0904-07 [B-114]	B043536	30.0	1.00	12/28/11
11L0904-08 [B-119 1.5ft]	B043536	30.0	1.00	12/28/11
11L0904-09 [B-120 2ft]	B043536	30.0	1.00	12/28/11
11L0904-10 [B-118]	B043536	30.3	1.00	12/28/11
11L0904-11 [Void Sludge]	B043536	5.10	2.00	12/28/11

con-test® ANALYTICAL LABORATORY

39 Spruce Street * East Longmeadow, MA 01028 * FAX 413/525-6405 * TEL. 413/525-2332

QUALITY CONTROL

Volatile Organic Compounds by GC/MS - Quality Control

Analyte	Result	Reporting Limit	Units	Spike Level	Source Result	%REC	%REC Limits	RPD	RPD Limit	Notes
Batch B043492 - SW-846 5035										
Blank (B043492-BLK1)				Prepared & Analyzed: 12/27/11						
Acetone	ND	0.10	mg/Kg wet							V-16
Acrylonitrile	ND	0.0060	mg/Kg wet							V-16
Benzene	ND	0.0020	mg/Kg wet							
Bromobenzene	ND	0.0020	mg/Kg wet							
Bromodichloromethane	ND	0.0020	mg/Kg wet							
Bromoform	ND	0.0020	mg/Kg wet							
Bromomethane	ND	0.010	mg/Kg wet							
2-Butanone (MEK)	ND	0.040	mg/Kg wet							V-16
n-Butylbenzene	ND	0.0020	mg/Kg wet							
sec-Butylbenzene	ND	0.0020	mg/Kg wet							
tert-Butylbenzene	ND	0.0020	mg/Kg wet							
Carbon Disulfide	ND	0.0060	mg/Kg wet							
Carbon Tetrachloride	ND	0.0020	mg/Kg wet							
Chlorobenzene	ND	0.0020	mg/Kg wet							
Chlorodibromomethane	ND	0.0020	mg/Kg wet							
Chloroethane	ND	0.020	mg/Kg wet							
Chloroform	ND	0.0040	mg/Kg wet							
Chloromethane	ND	0.010	mg/Kg wet							V-05
2-Chlorotoluene	ND	0.0020	mg/Kg wet							
4-Chlorotoluene	ND	0.0020	mg/Kg wet							
1,2-Dibromo-3-chloropropane (DBCP)	ND	0.0040	mg/Kg wet							V-05
1,2-Dibromoethane (EDB)	ND	0.0010	mg/Kg wet							
Dibromomethane	ND	0.0020	mg/Kg wet							
1,2-Dichlorobenzene	ND	0.0020	mg/Kg wet							
1,3-Dichlorobenzene	ND	0.0020	mg/Kg wet							
1,4-Dichlorobenzene	ND	0.0020	mg/Kg wet							
trans-1,4-Dichloro-2-butene	ND	0.0040	mg/Kg wet							V-05
Dichlorodifluoromethane (Freon 12)	ND	0.020	mg/Kg wet							V-05
1,1-Dichloroethane	ND	0.0020	mg/Kg wet							
1,2-Dichloroethane	ND	0.0020	mg/Kg wet							
1,1-Dichloroethylene	ND	0.0040	mg/Kg wet							
cis-1,2-Dichloroethylene	ND	0.0020	mg/Kg wet							
trans-1,2-Dichloroethylene	ND	0.0020	mg/Kg wet							
1,2-Dichloropropane	ND	0.0020	mg/Kg wet							
1,3-Dichloropropane	ND	0.0010	mg/Kg wet							
2,2-Dichloropropane	ND	0.0020	mg/Kg wet							V-05
1,1-Dichloropropene	ND	0.0020	mg/Kg wet							
cis-1,3-Dichloropropene	ND	0.0010	mg/Kg wet							
trans-1,3-Dichloropropene	ND	0.0010	mg/Kg wet							
Ethylbenzene	ND	0.0020	mg/Kg wet							
Hexachlorobutadiene	ND	0.0020	mg/Kg wet							
2-Hexanone (MBK)	ND	0.020	mg/Kg wet							
Isopropylbenzene (Cumene)	ND	0.0020	mg/Kg wet							
p-Isopropyltoluene (p-Cymene)	ND	0.0020	mg/Kg wet							
Methyl tert-Butyl Ether (MTBE)	ND	0.0040	mg/Kg wet							
Methylene Chloride	ND	0.020	mg/Kg wet							
4-Methyl-2-pentanone (MIBK)	ND	0.020	mg/Kg wet							
Naphthalene	ND	0.0040	mg/Kg wet							V-05
n-Propylbenzene	ND	0.0020	mg/Kg wet							
Styrene	ND	0.0020	mg/Kg wet							
1,1,1,2-Tetrachloroethane	ND	0.0020	mg/Kg wet							
1,1,2,2-Tetrachloroethane	ND	0.0010	mg/Kg wet							

con-test® ANALYTICAL LABORATORY

39 Spruce Street * East Longmeadow, MA 01028 * FAX 413/525-6405 * TEL. 413/525-2332

QUALITY CONTROL

Volatile Organic Compounds by GC/MS - Quality Control

Analyte	Result	Reporting Limit	Units	Spike Level	Source Result	%REC		%REC Limits	RPD	RPD Limit	Notes
Batch B043492 - SW-846 5035											
Blank (B043492-BLK1)				Prepared & Analyzed: 12/27/11							
Tetrachloroethylene	ND	0.0020	mg/Kg wet								
Tetrahydrofuran	ND	0.010	mg/Kg wet								V-16
Toluene	ND	0.0020	mg/Kg wet								
1,2,3-Trichlorobenzene	ND	0.0020	mg/Kg wet								
1,2,4-Trichlorobenzene	ND	0.0020	mg/Kg wet								
1,1,1-Trichloroethane	ND	0.0020	mg/Kg wet								
1,1,2-Trichloroethane	ND	0.0020	mg/Kg wet								
Trichloroethylene	ND	0.0020	mg/Kg wet								
Trichlorofluoromethane (Freon 11)	ND	0.010	mg/Kg wet								
1,2,3-Trichloropropane	ND	0.0020	mg/Kg wet								
1,1,2-Trichloro-1,2,2-trifluoroethane (Freon 113)	ND	0.010	mg/Kg wet								
1,2,4-Trimethylbenzene	ND	0.0020	mg/Kg wet								
1,3,5-Trimethylbenzene	ND	0.0020	mg/Kg wet								
Vinyl Chloride	ND	0.010	mg/Kg wet								
m+p Xylene	ND	0.0040	mg/Kg wet								
o-Xylene	ND	0.0020	mg/Kg wet								
Surrogate: 1,2-Dichloroethane-d4	*0.0448*		mg/Kg wet	0.0500		89.6		70-130			
Surrogate: Toluene-d8	*0.0524*		mg/Kg wet	0.0500		105		70-130			
Surrogate: 4-Bromofluorobenzene	*0.0450*		mg/Kg wet	0.0500		90.1		70-130			
LCS (B043492-BS1)				Prepared & Analyzed: 12/27/11							
Acetone	0.235	0.10	mg/Kg wet	0.200		118		70-130			V-16
Acrylonitrile	0.0160	0.0060	mg/Kg wet	0.0200		80.0		70-130			V-16
Benzene	0.0240	0.0020	mg/Kg wet	0.0200		120		70-130			
Bromobenzene	0.0199	0.0020	mg/Kg wet	0.0200		99.6		70-130			
Bromodichloromethane	0.0191	0.0020	mg/Kg wet	0.0200		95.5		70-130			
Bromoform	0.0191	0.0020	mg/Kg wet	0.0200		95.4		70-130			
Bromomethane	0.0175	0.010	mg/Kg wet	0.0200		87.5		70-130			
2-Butanone (MEK)	0.202	0.040	mg/Kg wet	0.200		101		70-130			V-16
n-Butylbenzene	0.0241	0.0020	mg/Kg wet	0.0200		120		70-130			
sec-Butylbenzene	0.0262	0.0020	mg/Kg wet	0.0200		**131**	*	70-130			L-01
tert-Butylbenzene	0.0252	0.0020	mg/Kg wet	0.0200		126		70-130			
Carbon Disulfide	0.0248	0.0060	mg/Kg wet	0.0200		124		70-130			
Carbon Tetrachloride	0.0231	0.0020	mg/Kg wet	0.0200		116		70-130			
Chlorobenzene	0.0229	0.0020	mg/Kg wet	0.0200		114		70-130			
Chlorodibromomethane	0.0200	0.0020	mg/Kg wet	0.0200		100		70-130			
Chloroethane	0.0234	0.020	mg/Kg wet	0.0200		117		70-130			
Chloroform	0.0236	0.0040	mg/Kg wet	0.0200		118		70-130			
Chloromethane	0.0167	0.010	mg/Kg wet	0.0200		83.4		70-130			V-05
2-Chlorotoluene	0.0229	0.0020	mg/Kg wet	0.0200		115		70-130			
4-Chlorotoluene	0.0230	0.0020	mg/Kg wet	0.0200		115		70-130			
1,2-Dibromo-3-chloropropane (DBCP)	0.0156	0.0040	mg/Kg wet	0.0200		77.9		70-130			V-05
1,2-Dibromoethane (EDB)	0.0206	0.0010	mg/Kg wet	0.0200		103		70-130			
Dibromomethane	0.0210	0.0020	mg/Kg wet	0.0200		105		70-130			
1,2-Dichlorobenzene	0.0214	0.0020	mg/Kg wet	0.0200		107		70-130			
1,3-Dichlorobenzene	0.0220	0.0020	mg/Kg wet	0.0200		110		70-130			
1,4-Dichlorobenzene	0.0212	0.0020	mg/Kg wet	0.0200		106		70-130			
trans-1,4-Dichloro-2-butene	0.0147	0.0040	mg/Kg wet	0.0200		73.4		70-130			V-05
Dichlorodifluoromethane (Freon 12)	0.0140	0.020	mg/Kg wet	0.0200		70.0		70-130			V-05
1,1-Dichloroethane	0.0225	0.0020	mg/Kg wet	0.0200		112		70-130			
1,2-Dichloroethane	0.0192	0.0020	mg/Kg wet	0.0200		96.2		70-130			
1,1-Dichloroethylene	0.0268	0.0040	mg/Kg wet	0.0200		**134**	*	70-130			L-01

con-test® ANALYTICAL LABORATORY

39 Spruce Street * East Longmeadow, MA 01028 * FAX 413/525-6405 * TEL. 413/525-2332

QUALITY CONTROL

Volatile Organic Compounds by GC/MS - Quality Control

Analyte	Result	Reporting Limit	Units	Spike Level	Source Result	%REC		%REC Limits	RPD	RPD Limit	Notes
Batch B043492 - SW-846 5035											
LCS (B043492-BS1)				Prepared & Analyzed: 12/27/11							
cis-1,2-Dichloroethylene	0.0223	0.0020	mg/Kg wet	0.0200		112		70-130			
trans-1,2-Dichloroethylene	0.0250	0.0020	mg/Kg wet	0.0200		125		70-130			
1,2-Dichloropropane	0.0226	0.0020	mg/Kg wet	0.0200		113		70-130			
1,3-Dichloropropane	0.0203	0.0010	mg/Kg wet	0.0200		101		70-130			
2,2-Dichloropropane	0.0167	0.0020	mg/Kg wet	0.0200		83.3		70-130			V-05
1,1-Dichloropropene	0.0242	0.0020	mg/Kg wet	0.0200		121		70-130			
cis-1,3-Dichloropropene	0.0187	0.0010	mg/Kg wet	0.0200		93.6		70-130			
trans-1,3-Dichloropropene	0.0188	0.0010	mg/Kg wet	0.0200		94.2		70-130			
Ethylbenzene	0.0247	0.0020	mg/Kg wet	0.0200		124		70-130			
Hexachlorobutadiene	0.0233	0.0020	mg/Kg wet	0.0200		117		70-130			
2-Hexanone (MBK)	0.171	0.020	mg/Kg wet	0.200		85.6		70-130			
Isopropylbenzene (Cumene)	0.0286	0.0020	mg/Kg wet	0.0200		**143**	*	70-130			L-01
p-Isopropyltoluene (p-Cymene)	0.0255	0.0020	mg/Kg wet	0.0200		128		70-130			
Methyl tert-Butyl Ether (MTBE)	0.0173	0.0040	mg/Kg wet	0.0200		86.6		70-130			
Methylene Chloride	0.0197	0.020	mg/Kg wet	0.0200		98.7		70-130			
4-Methyl-2-pentanone (MIBK)	0.180	0.020	mg/Kg wet	0.200		89.9		70-130			
Naphthalene	0.0154	0.0040	mg/Kg wet	0.0200		77.0		70-130			V-05
n-Propylbenzene	0.0247	0.0020	mg/Kg wet	0.0200		124		70-130			
Styrene	0.0225	0.0020	mg/Kg wet	0.0200		113		70-130			
1,1,1,2-Tetrachloroethane	0.0232	0.0020	mg/Kg wet	0.0200		116		70-130			
1,1,2,2-Tetrachloroethane	0.0209	0.0010	mg/Kg wet	0.0200		105		70-130			
Tetrachloroethylene	0.0227	0.0020	mg/Kg wet	0.0200		113		70-130			
Tetrahydrofuran	0.0200	0.010	mg/Kg wet	0.0200		100		70-130			V-16
Toluene	0.0230	0.0020	mg/Kg wet	0.0200		115		70-130			
1,2,3-Trichlorobenzene	0.0220	0.0020	mg/Kg wet	0.0200		110		70-130			
1,2,4-Trichlorobenzene	0.0189	0.0020	mg/Kg wet	0.0200		94.6		70-130			
1,1,1-Trichloroethane	0.0215	0.0020	mg/Kg wet	0.0200		108		70-130			
1,1,2-Trichloroethane	0.0213	0.0020	mg/Kg wet	0.0200		106		70-130			
Trichloroethylene	0.0245	0.0020	mg/Kg wet	0.0200		122		70-130			
Trichlorofluoromethane (Freon 11)	0.0217	0.010	mg/Kg wet	0.0200		108		70-130			
1,2,3-Trichloropropane	0.0181	0.0020	mg/Kg wet	0.0200		90.6		70-130			
1,1,2-Trichloro-1,2,2-trifluoroethane (Freon 113)	0.0264	0.010	mg/Kg wet	0.0200		**132**	*	70-130			L-01
1,2,4-Trimethylbenzene	0.0233	0.0020	mg/Kg wet	0.0200		116		70-130			
1,3,5-Trimethylbenzene	0.0232	0.0020	mg/Kg wet	0.0200		116		70-130			
Vinyl Chloride	0.0193	0.010	mg/Kg wet	0.0200		96.7		70-130			
m+p Xylene	0.0482	0.0040	mg/Kg wet	0.0400		120		70-130			
o-Xylene	0.0229	0.0020	mg/Kg wet	0.0200		115		70-130			
Surrogate: 1,2-Dichloroethane-d4	*0.0464*		mg/Kg wet	0.0500		92.8		70-130			
Surrogate: Toluene-d8	*0.0518*		mg/Kg wet	0.0500		104		70-130			
Surrogate: 4-Bromofluorobenzene	*0.0481*		mg/Kg wet	0.0500		96.2		70-130			
Matrix Spike (B043492-MS1)		**Source: 11L0904-01**		Prepared & Analyzed: 12/27/11							
Acetone	0.136	0.084	mg/Kg dry	0.167	0.0120	74.3		70-130			V-16
Acrylonitrile	0.0126	0.0050	mg/Kg dry	0.0167	ND	75.4		70-130			V-16
Benzene	0.0155	0.0017	mg/Kg dry	0.0167	ND	92.9		70-130			
Bromobenzene	0.0139	0.0017	mg/Kg dry	0.0167	ND	83.3		70-130			
Bromodichloromethane	0.0126	0.0017	mg/Kg dry	0.0167	ND	75.4		70-130			
Bromoform	0.0132	0.0017	mg/Kg dry	0.0167	ND	79.1		70-130			
Bromomethane	0.0117	0.0084	mg/Kg dry	0.0167	ND	70.0		70-130			
2-Butanone (MEK)	0.132	0.033	mg/Kg dry	0.167	ND	79.0		70-130			V-16
n-Butylbenzene	0.0146	0.0017	mg/Kg dry	0.0167	ND	87.4		70-130			
sec-Butylbenzene	0.0174	0.0017	mg/Kg dry	0.0167	ND	104		70-130			

con-test® ANALYTICAL LABORATORY

39 Spruce Street * East Longmeadow, MA 01028 * FAX 413/525-6405 * TEL. 413/525-2332

QUALITY CONTROL

Volatile Organic Compounds by GC/MS - Quality Control

Analyte	Result	Reporting Limit	Units	Spike Level	Source Result	%REC		%REC Limits	RPD	RPD Limit	Notes
Batch B043492 - SW-846 5035											
Matrix Spike (B043492-MS1)		**Source: 11L0904-01**		Prepared & Analyzed: 12/27/11							
tert-Butylbenzene	0.0173	0.0017	mg/Kg dry	0.0167	ND	104		70-130			
Carbon Disulfide	0.0144	0.0050	mg/Kg dry	0.0167	ND	86.2		70-130			
Carbon Tetrachloride	0.0138	0.0017	mg/Kg dry	0.0167	ND	82.7		70-130			
Chlorobenzene	0.0159	0.0017	mg/Kg dry	0.0167	ND	95.1		70-130			
Chlorodibromomethane	0.0128	0.0017	mg/Kg dry	0.0167	ND	76.4		70-130			
Chloroethane	0.0146	0.017	mg/Kg dry	0.0167	ND	87.0		70-130			
Chloroform	0.0159	0.0033	mg/Kg dry	0.0167	ND	95.1		70-130			
Chloromethane	0.0100	0.0084	mg/Kg dry	0.0167	ND	**59.8**	*	70-130			V-05, MS-07A
2-Chlorotoluene	0.0159	0.0017	mg/Kg dry	0.0167	ND	94.9		70-130			
4-Chlorotoluene	0.0160	0.0017	mg/Kg dry	0.0167	ND	95.4		70-130			
1,2-Dibromo-3-chloropropane (DBCP)	0.0107	0.0033	mg/Kg dry	0.0167	ND	**63.7**	*	70-130			MS-24, V-05
1,2-Dibromoethane (EDB)	0.0132	0.00084	mg/Kg dry	0.0167	ND	78.9		70-130			
Dibromomethane	0.0132	0.0017	mg/Kg dry	0.0167	ND	79.2		70-130			R-06
1,2-Dichlorobenzene	0.0152	0.0017	mg/Kg dry	0.0167	ND	91.0		70-130			
1,3-Dichlorobenzene	0.0154	0.0017	mg/Kg dry	0.0167	ND	92.1		70-130			
1,4-Dichlorobenzene	0.0149	0.0017	mg/Kg dry	0.0167	ND	89.2		70-130			
trans-1,4-Dichloro-2-butene	0.0112	0.0033	mg/Kg dry	0.0167	ND	**67.0**	*	70-130			MS-24, V-05
Dichlorodifluoromethane (Freon 12)	0.00751	0.017	mg/Kg dry	0.0167	ND	**44.9**	*	70-130			MS-07A, V-05
1,1-Dichloroethane	0.0145	0.0017	mg/Kg dry	0.0167	ND	86.9		70-130			
1,2-Dichloroethane	0.0132	0.0017	mg/Kg dry	0.0167	ND	79.0		70-130			
1,1-Dichloroethylene	0.0170	0.0033	mg/Kg dry	0.0167	ND	102		70-130			
cis-1,2-Dichloroethylene	0.0148	0.0017	mg/Kg dry	0.0167	ND	88.2		70-130			
trans-1,2-Dichloroethylene	0.0157	0.0017	mg/Kg dry	0.0167	ND	93.7		70-130			
1,2-Dichloropropane	0.0151	0.0017	mg/Kg dry	0.0167	ND	90.4		70-130			
1,3-Dichloropropane	0.0135	0.00084	mg/Kg dry	0.0167	ND	80.9		70-130			
2,2-Dichloropropane	0.0101	0.0017	mg/Kg dry	0.0167	ND	**60.2**	*	70-130			MS-07A, V-05
1,1-Dichloropropene	0.0153	0.0017	mg/Kg dry	0.0167	ND	91.5		70-130			
cis-1,3-Dichloropropene	0.0122	0.00084	mg/Kg dry	0.0167	ND	73.0		70-130			
trans-1,3-Dichloropropene	0.0114	0.00084	mg/Kg dry	0.0167	ND	**68.2**	*	70-130			MS-24
Ethylbenzene	0.0171	0.0017	mg/Kg dry	0.0167	ND	102		70-130			
Hexachlorobutadiene	0.0109	0.0017	mg/Kg dry	0.0167	ND	**65.3**	*	70-130			MS-23, R-06
2-Hexanone (MBK)	0.114	0.017	mg/Kg dry	0.167	ND	**68.1**	*	70-130			MS-24
Isopropylbenzene (Cumene)	0.0188	0.0017	mg/Kg dry	0.0167	ND	112		70-130			
p-Isopropyltoluene (p-Cymene)	0.0167	0.0017	mg/Kg dry	0.0167	ND	99.9		70-130			
Methyl tert-Butyl Ether (MTBE)	0.0113	0.0033	mg/Kg dry	0.0167	ND	**67.6**	*	70-130			MS-24
Methylene Chloride	0.0194	0.017	mg/Kg dry	0.0167	0.00433	90.1		70-130			
4-Methyl-2-pentanone (MIBK)	0.124	0.017	mg/Kg dry	0.167	ND	73.9		70-130			
Naphthalene	0.00816	0.0033	mg/Kg dry	0.0167	ND	**48.8**	*	70-130			MS-07A, R-06, V-05
n-Propylbenzene	0.0162	0.0017	mg/Kg dry	0.0167	ND	96.8		70-130			
Styrene	0.0157	0.0017	mg/Kg dry	0.0167	ND	93.8		70-130			
1,1,1,2-Tetrachloroethane	0.0160	0.0017	mg/Kg dry	0.0167	ND	95.4		70-130			
1,1,2,2-Tetrachloroethane	0.0146	0.00084	mg/Kg dry	0.0167	ND	87.3		70-130			R-06
Tetrachloroethylene	0.0143	0.0017	mg/Kg dry	0.0167	ND	85.4		70-130			
Tetrahydrofuran	0.0127	0.0084	mg/Kg dry	0.0167	ND	76.0		70-130			V-16
Toluene	0.0152	0.0017	mg/Kg dry	0.0167	ND	90.8		70-130			
1,2,3-Trichlorobenzene	0.0112	0.0017	mg/Kg dry	0.0167	ND	**67.1**	*	70-130			R-06, MS-23
1,2,4-Trichlorobenzene	0.0104	0.0017	mg/Kg dry	0.0167	ND	**62.2**	*	70-130			MS-22, R-06
1,1,1-Trichloroethane	0.0131	0.0017	mg/Kg dry	0.0167	ND	78.5		70-130			
1,1,2-Trichloroethane	0.0143	0.0017	mg/Kg dry	0.0167	ND	85.4		70-130			R-06
Trichloroethylene	0.0161	0.0017	mg/Kg dry	0.0167	3.71E-4	94.3		70-130			
Trichlorofluoromethane (Freon 11)	0.0138	0.0084	mg/Kg dry	0.0167	ND	82.3		70-130			
1,2,3-Trichloropropane	0.0129	0.0017	mg/Kg dry	0.0167	ND	77.4		70-130			

con-test® ANALYTICAL LABORATORY

39 Spruce Street * East Longmeadow, MA 01028 * FAX 413/525-6405 * TEL. 413/525-2332

QUALITY CONTROL

Volatile Organic Compounds by GC/MS - Quality Control

Analyte	Result	Reporting Limit	Units	Spike Level	Source Result	%REC		%REC Limits	RPD		RPD Limit	Notes
Batch B043492 - SW-846 5035												
Matrix Spike (B043492-MS1)		**Source: 11L0904-01**		Prepared & Analyzed: 12/27/11								
1,1,2-Trichloro-1,2,2-trifluoroethane (Freon 113)	0.0161	0.0084	mg/Kg dry	0.0167	ND	96.5		70-130				
1,2,4-Trimethylbenzene	0.0164	0.0017	mg/Kg dry	0.0167	ND	98.3		70-130				
1,3,5-Trimethylbenzene	0.0155	0.0017	mg/Kg dry	0.0167	ND	92.4		70-130				
Vinyl Chloride	0.0118	0.0084	mg/Kg dry	0.0167	ND	70.7		70-130				
m+p Xylene	0.0339	0.0033	mg/Kg dry	0.0335	ND	101		70-130				
o-Xylene	0.0164	0.0017	mg/Kg dry	0.0167	ND	98.0		70-130				
Surrogate: 1,2-Dichloroethane-d4	*0.0368*		mg/Kg dry	0.0418		88.0		70-130				
Surrogate: Toluene-d8	*0.0444*		mg/Kg dry	0.0418		106		70-130				
Surrogate: 4-Bromofluorobenzene	*0.0386*		mg/Kg dry	0.0418		92.4		70-130				
Matrix Spike Dup (B043492-MSD1)		**Source: 11L0904-01**		Prepared & Analyzed: 12/27/11								
Acetone	0.179	0.091	mg/Kg dry	0.183	0.0120	91.3		70-130	27.0		30	V-16
Acrylonitrile	0.0131	0.0055	mg/Kg dry	0.0183	ND	71.9		70-130	4.16		30	V-16
Benzene	0.0191	0.0018	mg/Kg dry	0.0183	ND	104		70-130	20.5		30	
Bromobenzene	0.0182	0.0018	mg/Kg dry	0.0183	ND	99.6		70-130	26.6		30	
Bromodichloromethane	0.0162	0.0018	mg/Kg dry	0.0183	ND	88.7		70-130	25.0		30	
Bromoform	0.0167	0.0018	mg/Kg dry	0.0183	ND	91.4		70-130	23.3		30	
Bromomethane	0.0148	0.0091	mg/Kg dry	0.0183	ND	80.9		70-130	23.3		30	
2-Butanone (MEK)	0.161	0.037	mg/Kg dry	0.183	ND	87.9		70-130	19.6		30	V-16
n-Butylbenzene	0.0191	0.0018	mg/Kg dry	0.0183	ND	104		70-130	26.3		30	
sec-Butylbenzene	0.0216	0.0018	mg/Kg dry	0.0183	ND	118		70-130	21.8		30	
tert-Butylbenzene	0.0210	0.0018	mg/Kg dry	0.0183	ND	115		70-130	19.1		30	
Carbon Disulfide	0.0177	0.0055	mg/Kg dry	0.0183	ND	96.9		70-130	20.5		30	
Carbon Tetrachloride	0.0169	0.0018	mg/Kg dry	0.0183	ND	92.4		70-130	19.9		30	
Chlorobenzene	0.0205	0.0018	mg/Kg dry	0.0183	ND	112		70-130	25.2		30	
Chlorodibromomethane	0.0172	0.0018	mg/Kg dry	0.0183	ND	93.8		70-130	29.2		30	
Chloroethane	0.0179	0.018	mg/Kg dry	0.0183	ND	98.0		70-130	20.7		30	
Chloroform	0.0192	0.0037	mg/Kg dry	0.0183	ND	105		70-130	18.6		30	
Chloromethane	0.0121	0.0091	mg/Kg dry	0.0183	ND	**66.1**	*	70-130	18.9		30	MS-07A, V-05
2-Chlorotoluene	0.0199	0.0018	mg/Kg dry	0.0183	ND	109		70-130	22.5		30	
4-Chlorotoluene	0.0200	0.0018	mg/Kg dry	0.0183	ND	110		70-130	22.7		30	
1,2-Dibromo-3-chloropropane (DBCP)	0.0139	0.0037	mg/Kg dry	0.0183	ND	76.1		70-130	26.5		30	V-05
1,2-Dibromoethane (EDB)	0.0171	0.00091	mg/Kg dry	0.0183	ND	93.6		70-130	25.8		30	
Dibromomethane	0.0182	0.0018	mg/Kg dry	0.0183	ND	99.4		70-130	**31.4**	*	30	R-06
1,2-Dichlorobenzene	0.0191	0.0018	mg/Kg dry	0.0183	ND	104		70-130	22.5		30	
1,3-Dichlorobenzene	0.0191	0.0018	mg/Kg dry	0.0183	ND	105		70-130	21.6		30	
1,4-Dichlorobenzene	0.0189	0.0018	mg/Kg dry	0.0183	ND	103		70-130	23.3		30	
trans-1,4-Dichloro-2-butene	0.0140	0.0037	mg/Kg dry	0.0183	ND	76.3		70-130	21.8		30	V-05
Dichlorodifluoromethane (Freon 12)	0.00867	0.018	mg/Kg dry	0.0183	ND	**47.4**	*	70-130	14.3		30	MS-07A, V-05
1,1-Dichloroethane	0.0177	0.0018	mg/Kg dry	0.0183	ND	96.6		70-130	19.4		30	
1,2-Dichloroethane	0.0172	0.0018	mg/Kg dry	0.0183	ND	93.8		70-130	25.9		30	
1,1-Dichloroethylene	0.0199	0.0037	mg/Kg dry	0.0183	ND	109		70-130	15.3		30	
cis-1,2-Dichloroethylene	0.0178	0.0018	mg/Kg dry	0.0183	ND	97.2		70-130	18.6		30	
trans-1,2-Dichloroethylene	0.0173	0.0018	mg/Kg dry	0.0183	ND	94.8		70-130	10.1		30	
1,2-Dichloropropane	0.0196	0.0018	mg/Kg dry	0.0183	ND	107		70-130	25.6		30	
1,3-Dichloropropane	0.0180	0.00091	mg/Kg dry	0.0183	ND	98.4		70-130	28.3		30	
2,2-Dichloropropane	0.0123	0.0018	mg/Kg dry	0.0183	ND	**67.2**	*	70-130	19.8		30	MS-07A, V-05
1,1-Dichloropropene	0.0188	0.0018	mg/Kg dry	0.0183	ND	103		70-130	20.7		30	
cis-1,3-Dichloropropene	0.0160	0.00091	mg/Kg dry	0.0183	ND	87.6		70-130	27.0		30	
trans-1,3-Dichloropropene	0.0154	0.00091	mg/Kg dry	0.0183	ND	84.2		70-130	29.8		30	
Ethylbenzene	0.0214	0.0018	mg/Kg dry	0.0183	ND	117		70-130	22.4		30	
Hexachlorobutadiene	0.0167	0.0018	mg/Kg dry	0.0183	ND	91.6		70-130	**42.1**	*	30	R-06

con-test® ANALYTICAL LABORATORY

39 Spruce Street * East Longmeadow, MA 01028 * FAX 413/525-6405 * TEL. 413/525-2332

QUALITY CONTROL

Volatile Organic Compounds by GC/MS - Quality Control

Analyte	Result	Reporting Limit	Units	Spike Level	Source Result	%REC		%REC Limits	RPD		RPD Limit	Notes
Batch B043492 - SW-846 5035												
Matrix Spike Dup (B043492-MSD1)		**Source: 11L0904-01**		Prepared & Analyzed: 12/27/11								
2-Hexanone (MBK)	0.154	0.018	mg/Kg dry	0.183	ND	84.1		70-130	29.7		30	
Isopropylbenzene (Cumene)	0.0240	0.0018	mg/Kg dry	0.0183	ND	**131**	*	70-130	24.4		30	MS-22
p-Isopropyltoluene (p-Cymene)	0.0206	0.0018	mg/Kg dry	0.0183	ND	112		70-130	20.6		30	
Methyl tert-Butyl Ether (MTBE)	0.0146	0.0037	mg/Kg dry	0.0183	ND	79.7		70-130	25.2		30	
Methylene Chloride	0.0193	0.018	mg/Kg dry	0.0183	0.00433	81.9		70-130	0.484		30	
4-Methyl-2-pentanone (MIBK)	0.163	0.018	mg/Kg dry	0.183	ND	88.9		70-130	27.2		30	
Naphthalene	0.0116	0.0037	mg/Kg dry	0.0183	ND	**63.6**	*	70-130	**35.0**	*	30	MS-07A, R-06, V-05
n-Propylbenzene	0.0209	0.0018	mg/Kg dry	0.0183	ND	114		70-130	25.2		30	
Styrene	0.0203	0.0018	mg/Kg dry	0.0183	ND	111		70-130	25.7		30	
1,1,1,2-Tetrachloroethane	0.0202	0.0018	mg/Kg dry	0.0183	ND	110		70-130	23.5		30	
1,1,2,2-Tetrachloroethane	0.0201	0.00091	mg/Kg dry	0.0183	ND	110		70-130	**31.5**	*	30	R-06
Tetrachloroethylene	0.0185	0.0018	mg/Kg dry	0.0183	ND	101		70-130	25.5		30	
Tetrahydrofuran	0.0165	0.0091	mg/Kg dry	0.0183	ND	90.0		70-130	25.7		30	V-16
Toluene	0.0190	0.0018	mg/Kg dry	0.0183	ND	104		70-130	22.4		30	
1,2,3-Trichlorobenzene	0.0157	0.0018	mg/Kg dry	0.0183	ND	86.1		70-130	**33.5**	*	30	R-06
1,2,4-Trichlorobenzene	0.0143	0.0018	mg/Kg dry	0.0183	ND	78.2		70-130	**31.5**	*	30	R-06
1,1,1-Trichloroethane	0.0163	0.0018	mg/Kg dry	0.0183	ND	89.0		70-130	21.4		30	
1,1,2-Trichloroethane	0.0193	0.0018	mg/Kg dry	0.0183	ND	106		70-130	**30.1**	*	30	R-06
Trichloroethylene	0.0201	0.0018	mg/Kg dry	0.0183	3.71E-4	108		70-130	21.7		30	
Trichlorofluoromethane (Freon 11)	0.0172	0.0091	mg/Kg dry	0.0183	ND	94.1		70-130	22.2		30	
1,2,3-Trichloropropane	0.0172	0.0018	mg/Kg dry	0.0183	ND	94.1		70-130	28.3		30	
1,1,2-Trichloro-1,2,2-trifluoroethane (Freon 113)	0.0201	0.0091	mg/Kg dry	0.0183	ND	110		70-130	22.0		30	
1,2,4-Trimethylbenzene	0.0204	0.0018	mg/Kg dry	0.0183	ND	111		70-130	21.3		30	
1,3,5-Trimethylbenzene	0.0199	0.0018	mg/Kg dry	0.0183	ND	109		70-130	25.2		30	
Vinyl Chloride	0.0139	0.0091	mg/Kg dry	0.0183	ND	76.2		70-130	16.4		30	
m+p Xylene	0.0423	0.0037	mg/Kg dry	0.0366	ND	116		70-130	21.9		30	
o-Xylene	0.0205	0.0018	mg/Kg dry	0.0183	ND	112		70-130	22.2		30	
Surrogate: 1,2-Dichloroethane-d4	*0.0400*		mg/Kg dry	0.0457		87.4		70-130				
Surrogate: Toluene-d8	*0.0491*		mg/Kg dry	0.0457		108		70-130				
Surrogate: 4-Bromofluorobenzene	*0.0435*		mg/Kg dry	0.0457		95.1		70-130				
Batch B043551 - SW-846 5035												
Blank (B043551-BLK1)				Prepared & Analyzed: 12/28/11								
Acetone	ND	0.10	mg/Kg wet									V-16
Acrylonitrile	ND	0.0060	mg/Kg wet									L-03, V-16
Benzene	ND	0.0020	mg/Kg wet									
Bromobenzene	ND	0.0020	mg/Kg wet									
Bromodichloromethane	ND	0.0020	mg/Kg wet									
Bromoform	ND	0.0020	mg/Kg wet									
Bromomethane	ND	0.010	mg/Kg wet									
2-Butanone (MEK)	ND	0.040	mg/Kg wet									V-16
n-Butylbenzene	ND	0.0020	mg/Kg wet									
sec-Butylbenzene	ND	0.0020	mg/Kg wet									
tert-Butylbenzene	ND	0.0020	mg/Kg wet									
Carbon Disulfide	ND	0.0060	mg/Kg wet									
Carbon Tetrachloride	ND	0.0020	mg/Kg wet									
Chlorobenzene	ND	0.0020	mg/Kg wet									
Chlorodibromomethane	ND	0.0020	mg/Kg wet									
Chloroethane	ND	0.020	mg/Kg wet									
Chloroform	ND	0.0040	mg/Kg wet									

con-test® ANALYTICAL LABORATORY

39 Spruce Street * East Longmeadow, MA 01028 * FAX 413/525-6405 * TEL. 413/525-2332

QUALITY CONTROL

Volatile Organic Compounds by GC/MS - Quality Control

Analyte	Result	Reporting Limit	Units	Spike Level	Source Result	%REC	%REC Limits	RPD	RPD Limit	Notes
Batch B043551 - SW-846 5035										
Blank (B043551-BLK1)				Prepared & Analyzed: 12/28/11						
Chloromethane	ND	0.010	mg/Kg wet							L-03, V-05
2-Chlorotoluene	ND	0.0020	mg/Kg wet							
4-Chlorotoluene	ND	0.0020	mg/Kg wet							
1,2-Dibromo-3-chloropropane (DBCP)	ND	0.0040	mg/Kg wet							
1,2-Dibromoethane (EDB)	ND	0.0010	mg/Kg wet							
Dibromomethane	ND	0.0020	mg/Kg wet							
1,2-Dichlorobenzene	ND	0.0020	mg/Kg wet							
1,3-Dichlorobenzene	ND	0.0020	mg/Kg wet							
1,4-Dichlorobenzene	ND	0.0020	mg/Kg wet							
trans-1,4-Dichloro-2-butene	ND	0.0040	mg/Kg wet							
Dichlorodifluoromethane (Freon 12)	ND	0.020	mg/Kg wet							L-03, V-05
1,1-Dichloroethane	ND	0.0020	mg/Kg wet							
1,2-Dichloroethane	ND	0.0020	mg/Kg wet							
1,1-Dichloroethylene	ND	0.0040	mg/Kg wet							
cis-1,2-Dichloroethylene	ND	0.0020	mg/Kg wet							
trans-1,2-Dichloroethylene	ND	0.0020	mg/Kg wet							
1,2-Dichloropropane	ND	0.0020	mg/Kg wet							
1,3-Dichloropropane	ND	0.0010	mg/Kg wet							
2,2-Dichloropropane	ND	0.0020	mg/Kg wet							
1,1-Dichloropropene	ND	0.0020	mg/Kg wet							
cis-1,3-Dichloropropene	ND	0.0010	mg/Kg wet							
trans-1,3-Dichloropropene	ND	0.0010	mg/Kg wet							
Ethylbenzene	ND	0.0020	mg/Kg wet							
Hexachlorobutadiene	ND	0.0020	mg/Kg wet							
2-Hexanone (MBK)	ND	0.020	mg/Kg wet							
Isopropylbenzene (Cumene)	ND	0.0020	mg/Kg wet							
p-Isopropyltoluene (p-Cymene)	ND	0.0020	mg/Kg wet							
Methyl tert-Butyl Ether (MTBE)	ND	0.0040	mg/Kg wet							
Methylene Chloride	ND	0.020	mg/Kg wet							
4-Methyl-2-pentanone (MIBK)	ND	0.020	mg/Kg wet							
Naphthalene	ND	0.0040	mg/Kg wet							L-03, V-05
n-Propylbenzene	ND	0.0020	mg/Kg wet							
Styrene	ND	0.0020	mg/Kg wet							
1,1,1,2-Tetrachloroethane	ND	0.0020	mg/Kg wet							
1,1,2,2-Tetrachloroethane	ND	0.0010	mg/Kg wet							
Tetrachloroethylene	ND	0.0020	mg/Kg wet							
Tetrahydrofuran	ND	0.010	mg/Kg wet							V-16
Toluene	ND	0.0020	mg/Kg wet							
1,2,3-Trichlorobenzene	ND	0.0020	mg/Kg wet							
1,2,4-Trichlorobenzene	ND	0.0020	mg/Kg wet							V-05
1,1,1-Trichloroethane	ND	0.0020	mg/Kg wet							
1,1,2-Trichloroethane	ND	0.0020	mg/Kg wet							
Trichloroethylene	ND	0.0020	mg/Kg wet							
Trichlorofluoromethane (Freon 11)	ND	0.010	mg/Kg wet							
1,2,3-Trichloropropane	ND	0.0020	mg/Kg wet							
1,1,2-Trichloro-1,2,2-trifluoroethane (Freon 113)	ND	0.010	mg/Kg wet							
1,2,4-Trimethylbenzene	ND	0.0020	mg/Kg wet							
1,3,5-Trimethylbenzene	ND	0.0020	mg/Kg wet							
Vinyl Chloride	ND	0.010	mg/Kg wet							
m+p Xylene	ND	0.0040	mg/Kg wet							
o-Xylene	ND	0.0020	mg/Kg wet							

con-test® ANALYTICAL LABORATORY

39 Spruce Street * East Longmeadow, MA 01028 * FAX 413/525-6405 * TEL. 413/525-2332

QUALITY CONTROL

Volatile Organic Compounds by GC/MS - Quality Control

Analyte	Result	Reporting Limit	Units	Spike Level	Source Result	%REC		%REC Limits	RPD	RPD Limit	Notes
Batch B043551 - SW-846 5035											
Blank (B043551-BLK1)				Prepared & Analyzed: 12/28/11							
Surrogate: 1,2-Dichloroethane-d4	*0.0481*		mg/Kg wet	0.0500		96.3		70-130			
Surrogate: Toluene-d8	*0.0512*		mg/Kg wet	0.0500		102		70-130			
Surrogate: 4-Bromofluorobenzene	*0.0458*		mg/Kg wet	0.0500		91.6		70-130			
LCS (B043551-BS1)				Prepared & Analyzed: 12/28/11							
Acetone	0.236	0.10	mg/Kg wet	0.200		118		70-130			V-20, V-16
Acrylonitrile	0.0139	0.0060	mg/Kg wet	0.0200		**69.6**	*	70-130			L-03, V-16
Benzene	0.0199	0.0020	mg/Kg wet	0.0200		99.7		70-130			
Bromobenzene	0.0184	0.0020	mg/Kg wet	0.0200		92.1		70-130			
Bromodichloromethane	0.0215	0.0020	mg/Kg wet	0.0200		108		70-130			
Bromoform	0.0251	0.0020	mg/Kg wet	0.0200		126		70-130			
Bromomethane	0.0192	0.010	mg/Kg wet	0.0200		96.0		70-130			
2-Butanone (MEK)	0.180	0.040	mg/Kg wet	0.200		90.0		70-130			V-16
n-Butylbenzene	0.0216	0.0020	mg/Kg wet	0.0200		108		70-130			
sec-Butylbenzene	0.0234	0.0020	mg/Kg wet	0.0200		117		70-130			
tert-Butylbenzene	0.0232	0.0020	mg/Kg wet	0.0200		116		70-130			
Carbon Disulfide	0.209	0.0060	mg/Kg wet	0.200		104		70-130			
Carbon Tetrachloride	0.0232	0.0020	mg/Kg wet	0.0200		116		70-130			
Chlorobenzene	0.0203	0.0020	mg/Kg wet	0.0200		102		70-130			
Chlorodibromomethane	0.0228	0.0020	mg/Kg wet	0.0200		114		70-130			
Chloroethane	0.0211	0.020	mg/Kg wet	0.0200		106		70-130			
Chloroform	0.0208	0.0040	mg/Kg wet	0.0200		104		70-130			
Chloromethane	0.0138	0.010	mg/Kg wet	0.0200		**69.2**	*	70-130			L-03, V-05
2-Chlorotoluene	0.0207	0.0020	mg/Kg wet	0.0200		104		70-130			
4-Chlorotoluene	0.0209	0.0020	mg/Kg wet	0.0200		104		70-130			
1,2-Dibromo-3-chloropropane (DBCP)	0.0202	0.0040	mg/Kg wet	0.0200		101		70-130			
1,2-Dibromoethane (EDB)	0.0194	0.0010	mg/Kg wet	0.0200		97.1		70-130			
Dibromomethane	0.0198	0.0020	mg/Kg wet	0.0200		99.0		70-130			
1,2-Dichlorobenzene	0.0205	0.0020	mg/Kg wet	0.0200		102		70-130			
1,3-Dichlorobenzene	0.0193	0.0020	mg/Kg wet	0.0200		96.5		70-130			
1,4-Dichlorobenzene	0.0211	0.0020	mg/Kg wet	0.0200		105		70-130			
trans-1,4-Dichloro-2-butene	0.0167	0.0040	mg/Kg wet	0.0200		83.5		70-130			
Dichlorodifluoromethane (Freon 12)	0.0106	0.020	mg/Kg wet	0.0200		**53.1**	*	70-130			L-03, V-05
1,1-Dichloroethane	0.0198	0.0020	mg/Kg wet	0.0200		99.2		70-130			
1,2-Dichloroethane	0.0187	0.0020	mg/Kg wet	0.0200		93.3		70-130			
1,1-Dichloroethylene	0.0240	0.0040	mg/Kg wet	0.0200		120		70-130			
cis-1,2-Dichloroethylene	0.0193	0.0020	mg/Kg wet	0.0200		96.5		70-130			
trans-1,2-Dichloroethylene	0.0214	0.0020	mg/Kg wet	0.0200		107		70-130			
1,2-Dichloropropane	0.0202	0.0020	mg/Kg wet	0.0200		101		70-130			
1,3-Dichloropropane	0.0192	0.0010	mg/Kg wet	0.0200		96.0		70-130			
2,2-Dichloropropane	0.0182	0.0020	mg/Kg wet	0.0200		91.2		70-130			
1,1-Dichloropropene	0.0204	0.0020	mg/Kg wet	0.0200		102		70-130			
cis-1,3-Dichloropropene	0.0196	0.0010	mg/Kg wet	0.0200		98.1		70-130			
trans-1,3-Dichloropropene	0.0191	0.0010	mg/Kg wet	0.0200		95.3		70-130			
Ethylbenzene	0.0220	0.0020	mg/Kg wet	0.0200		110		70-130			
Hexachlorobutadiene	0.0210	0.0020	mg/Kg wet	0.0200		105		70-130			
2-Hexanone (MBK)	0.172	0.020	mg/Kg wet	0.200		85.9		70-130			
Isopropylbenzene (Cumene)	0.0219	0.0020	mg/Kg wet	0.0200		109		70-130			
p-Isopropyltoluene (p-Cymene)	0.0235	0.0020	mg/Kg wet	0.0200		117		70-130			
Methyl tert-Butyl Ether (MTBE)	0.0173	0.0040	mg/Kg wet	0.0200		86.5		70-130			
Methylene Chloride	0.0181	0.020	mg/Kg wet	0.0200		90.4		70-130			
4-Methyl-2-pentanone (MIBK)	0.177	0.020	mg/Kg wet	0.200		88.6		70-130			

con-test® ANALYTICAL LABORATORY

39 Spruce Street * East Longmeadow, MA 01028 * FAX 413/525-6405 * TEL. 413/525-2332

QUALITY CONTROL

Volatile Organic Compounds by GC/MS - Quality Control

Analyte	Result	Reporting Limit	Units	Spike Level	Source Result	%REC		%REC Limits	RPD	RPD Limit	Notes
Batch B043551 - SW-846 5035											
LCS (B043551-BS1)				Prepared & Analyzed: 12/28/11							
Naphthalene	0.0136	0.0040	mg/Kg wet	0.0200		**68.2**	*	70-130			L-03, V-05
n-Propylbenzene	0.0225	0.0020	mg/Kg wet	0.0200		113		70-130			
Styrene	0.0198	0.0020	mg/Kg wet	0.0200		98.9		70-130			
1,1,1,2-Tetrachloroethane	0.0239	0.0020	mg/Kg wet	0.0200		120		70-130			
1,1,2,2-Tetrachloroethane	0.0185	0.0010	mg/Kg wet	0.0200		92.4		70-130			
Tetrachloroethylene	0.0207	0.0020	mg/Kg wet	0.0200		104		70-130			
Tetrahydrofuran	0.0170	0.010	mg/Kg wet	0.0200		84.8		70-130			V-16
Toluene	0.0197	0.0020	mg/Kg wet	0.0200		98.7		70-130			
1,2,3-Trichlorobenzene	0.0188	0.0020	mg/Kg wet	0.0200		93.8		70-130			
1,2,4-Trichlorobenzene	0.0179	0.0020	mg/Kg wet	0.0200		89.5		70-130			V-05
1,1,1-Trichloroethane	0.0209	0.0020	mg/Kg wet	0.0200		105		70-130			
1,1,2-Trichloroethane	0.0186	0.0020	mg/Kg wet	0.0200		93.2		70-130			
Trichloroethylene	0.0225	0.0020	mg/Kg wet	0.0200		112		70-130			
Trichlorofluoromethane (Freon 11)	0.0217	0.010	mg/Kg wet	0.0200		109		70-130			
1,2,3-Trichloropropane	0.0177	0.0020	mg/Kg wet	0.0200		88.4		70-130			
1,1,2-Trichloro-1,2,2-trifluoroethane (Freon 113)	0.0228	0.010	mg/Kg wet	0.0200		114		70-130			
1,2,4-Trimethylbenzene	0.0217	0.0020	mg/Kg wet	0.0200		108		70-130			
1,3,5-Trimethylbenzene	0.0216	0.0020	mg/Kg wet	0.0200		108		70-130			
Vinyl Chloride	0.0192	0.010	mg/Kg wet	0.0200		96.0		70-130			
m+p Xylene	0.0430	0.0040	mg/Kg wet	0.0400		108		70-130			
o-Xylene	0.0201	0.0020	mg/Kg wet	0.0200		101		70-130			
Surrogate: 1,2-Dichloroethane-d4	*0.0487*		mg/Kg wet	0.0500		97.4		70-130			
Surrogate: Toluene-d8	*0.0516*		mg/Kg wet	0.0500		103		70-130			
Surrogate: 4-Bromofluorobenzene	*0.0465*		mg/Kg wet	0.0500		93.1		70-130			
Batch B043600 - SW-846 5035											
Blank (B043600-BLK1)				Prepared & Analyzed: 12/29/11							
Acetone	ND	2.5	mg/Kg wet								
Acrylonitrile	ND	0.25	mg/Kg wet								
Benzene	ND	0.050	mg/Kg wet								
Bromobenzene	ND	0.050	mg/Kg wet								
Bromodichloromethane	ND	0.050	mg/Kg wet								
Bromoform	ND	0.050	mg/Kg wet								L-03, V-05
Bromomethane	ND	0.10	mg/Kg wet								
2-Butanone (MEK)	ND	1.0	mg/Kg wet								
n-Butylbenzene	ND	0.050	mg/Kg wet								
sec-Butylbenzene	ND	0.050	mg/Kg wet								
tert-Butylbenzene	ND	0.050	mg/Kg wet								
Carbon Disulfide	ND	0.15	mg/Kg wet								
Carbon Tetrachloride	ND	0.050	mg/Kg wet								
Chlorobenzene	ND	0.050	mg/Kg wet								
Chlorodibromomethane	ND	0.025	mg/Kg wet								
Chloroethane	ND	0.10	mg/Kg wet								
Chloroform	ND	0.10	mg/Kg wet								
Chloromethane	ND	0.10	mg/Kg wet								
2-Chlorotoluene	ND	0.050	mg/Kg wet								
4-Chlorotoluene	ND	0.050	mg/Kg wet								
1,2-Dibromo-3-chloropropane (DBCP)	ND	0.25	mg/Kg wet								L-03, V-05
1,2-Dibromoethane (EDB)	ND	0.025	mg/Kg wet								
Dibromomethane	ND	0.050	mg/Kg wet								
1,2-Dichlorobenzene	ND	0.050	mg/Kg wet								

con-test® ANALYTICAL LABORATORY

39 Spruce Street * East Longmeadow, MA 01028 * FAX 413/525-6405 * TEL. 413/525-2332

QUALITY CONTROL

Volatile Organic Compounds by GC/MS - Quality Control

Analyte	Result	Reporting Limit	Units	Spike Level	Source Result	%REC	%REC Limits	RPD	RPD Limit	Notes
Batch B043600 - SW-846 5035										
Blank (B043600-BLK1)				Prepared & Analyzed: 12/29/11						
1,3-Dichlorobenzene	ND	0.050	mg/Kg wet							
1,4-Dichlorobenzene	ND	0.050	mg/Kg wet							
trans-1,4-Dichloro-2-butene	ND	0.10	mg/Kg wet							
Dichlorodifluoromethane (Freon 12)	ND	0.10	mg/Kg wet							
1,1-Dichloroethane	ND	0.050	mg/Kg wet							
1,2-Dichloroethane	ND	0.050	mg/Kg wet							
1,1-Dichloroethylene	ND	0.050	mg/Kg wet							
cis-1,2-Dichloroethylene	ND	0.050	mg/Kg wet							
trans-1,2-Dichloroethylene	ND	0.050	mg/Kg wet							
1,2-Dichloropropane	ND	0.050	mg/Kg wet							
1,3-Dichloropropane	ND	0.025	mg/Kg wet							
2,2-Dichloropropane	ND	0.050	mg/Kg wet							
1,1-Dichloropropene	ND	0.10	mg/Kg wet							
cis-1,3-Dichloropropene	ND	0.025	mg/Kg wet							
trans-1,3-Dichloropropene	ND	0.025	mg/Kg wet							L-03, V-05
Ethylbenzene	ND	0.050	mg/Kg wet							
Hexachlorobutadiene	ND	0.050	mg/Kg wet							
2-Hexanone (MBK)	ND	0.50	mg/Kg wet							
Isopropylbenzene (Cumene)	ND	0.050	mg/Kg wet							
p-Isopropyltoluene (p-Cymene)	ND	0.050	mg/Kg wet							
Methyl tert-Butyl Ether (MTBE)	ND	0.050	mg/Kg wet							
Methylene Chloride	ND	0.25	mg/Kg wet							L-03, V-05
4-Methyl-2-pentanone (MIBK)	ND	0.50	mg/Kg wet							
Naphthalene	ND	0.10	mg/Kg wet							
n-Propylbenzene	ND	0.050	mg/Kg wet							
Styrene	ND	0.050	mg/Kg wet							
1,1,1,2-Tetrachloroethane	ND	0.050	mg/Kg wet							
1,1,2,2-Tetrachloroethane	ND	0.025	mg/Kg wet							
Tetrachloroethylene	ND	0.050	mg/Kg wet							
Tetrahydrofuran	ND	0.50	mg/Kg wet							
Toluene	ND	0.050	mg/Kg wet							
1,2,3-Trichlorobenzene	ND	0.25	mg/Kg wet							
1,2,4-Trichlorobenzene	ND	0.050	mg/Kg wet							
1,1,1-Trichloroethane	ND	0.050	mg/Kg wet							
1,1,2-Trichloroethane	ND	0.050	mg/Kg wet							
Trichloroethylene	ND	0.050	mg/Kg wet							
Trichlorofluoromethane (Freon 11)	ND	0.10	mg/Kg wet							
1,2,3-Trichloropropane	ND	0.10	mg/Kg wet							
1,1,2-Trichloro-1,2,2-trifluoroethane (Freon 113)	ND	0.050	mg/Kg wet							
1,2,4-Trimethylbenzene	ND	0.050	mg/Kg wet							
1,3,5-Trimethylbenzene	ND	0.050	mg/Kg wet							
Vinyl Chloride	ND	0.10	mg/Kg wet							
m+p Xylene	ND	0.10	mg/Kg wet							
o-Xylene	ND	0.050	mg/Kg wet							
Surrogate: 1,2-Dichloroethane-d4	*0.0220*		mg/Kg wet	0.0250		88.2	70-130			
Surrogate: Toluene-d8	*0.0257*		mg/Kg wet	0.0250		103	70-130			
Surrogate: 4-Bromofluorobenzene	*0.0247*		mg/Kg wet	0.0250		98.9	70-130			

con-test® ANALYTICAL LABORATORY

39 Spruce Street * East Longmeadow, MA 01028 * FAX 413/525-6405 * TEL. 413/525-2332

QUALITY CONTROL

Volatile Organic Compounds by GC/MS - Quality Control

Analyte	Result	Reporting Limit	Units	Spike Level	Source Result	%REC		%REC Limits	RPD	RPD Limit	Notes
Batch B043600 - SW-846 5035											
LCS (B043600-BS1)				Prepared & Analyzed: 12/29/11							
Acetone	0.129	0.057	mg/Kg wet	0.113		114		70-130			
Acrylonitrile	0.0110	0.0057	mg/Kg wet	0.0113		97.0		70-130			
Benzene	0.00970	0.0011	mg/Kg wet	0.0113		85.6		70-130			
Bromobenzene	0.0109	0.0011	mg/Kg wet	0.0113		96.2		70-130			
Bromodichloromethane	0.0108	0.0011	mg/Kg wet	0.0113		95.1		70-130			
Bromoform	0.00773	0.0011	mg/Kg wet	0.0113		**68.2**	*	70-130			L-03, V-05
Bromomethane	0.0104	0.0023	mg/Kg wet	0.0113		91.9		70-130			
2-Butanone (MEK)	0.109	0.023	mg/Kg wet	0.113		96.2		70-130			
n-Butylbenzene	0.0111	0.0011	mg/Kg wet	0.0113		98.2		70-130			
sec-Butylbenzene	0.0107	0.0011	mg/Kg wet	0.0113		94.5		70-130			
tert-Butylbenzene	0.0104	0.0011	mg/Kg wet	0.0113		91.7		70-130			
Carbon Disulfide	0.123	0.0034	mg/Kg wet	0.113		108		70-130			
Carbon Tetrachloride	0.00869	0.0011	mg/Kg wet	0.0113		76.7		70-130			
Chlorobenzene	0.0115	0.0011	mg/Kg wet	0.0113		101		70-130			
Chlorodibromomethane	0.0120	0.00057	mg/Kg wet	0.0113		106		70-130			
Chloroethane	0.0115	0.0023	mg/Kg wet	0.0113		101		70-130			
Chloroform	0.0102	0.0023	mg/Kg wet	0.0113		89.9		70-130			
Chloromethane	0.00834	0.0023	mg/Kg wet	0.0113		73.6		70-130			
2-Chlorotoluene	0.0112	0.0011	mg/Kg wet	0.0113		98.9		70-130			
4-Chlorotoluene	0.0117	0.0011	mg/Kg wet	0.0113		103		70-130			
1,2-Dibromo-3-chloropropane (DBCP)	0.00634	0.0057	mg/Kg wet	0.0113		**55.9**	*	70-130			V-05, L-03
1,2-Dibromoethane (EDB)	0.0113	0.00057	mg/Kg wet	0.0113		99.7		70-130			
Dibromomethane	0.0116	0.0011	mg/Kg wet	0.0113		102		70-130			
1,2-Dichlorobenzene	0.0109	0.0011	mg/Kg wet	0.0113		96.4		70-130			
1,3-Dichlorobenzene	0.0109	0.0011	mg/Kg wet	0.0113		96.5		70-130			
1,4-Dichlorobenzene	0.0111	0.0011	mg/Kg wet	0.0113		98.3		70-130			
trans-1,4-Dichloro-2-butene	0.0101	0.0023	mg/Kg wet	0.0113		88.8		70-130			
Dichlorodifluoromethane (Freon 12)	0.00957	0.0023	mg/Kg wet	0.0113		84.4		70-130			
1,1-Dichloroethane	0.0112	0.0011	mg/Kg wet	0.0113		98.7		70-130			
1,2-Dichloroethane	0.0115	0.0011	mg/Kg wet	0.0113		102		70-130			
1,1-Dichloroethylene	0.0122	0.0011	mg/Kg wet	0.0113		108		70-130			
cis-1,2-Dichloroethylene	0.0105	0.0011	mg/Kg wet	0.0113		93.0		70-130			
trans-1,2-Dichloroethylene	0.0114	0.0011	mg/Kg wet	0.0113		100		70-130			
1,2-Dichloropropane	0.0113	0.0011	mg/Kg wet	0.0113		99.8		70-130			
1,3-Dichloropropane	0.0116	0.00057	mg/Kg wet	0.0113		102		70-130			
2,2-Dichloropropane	0.00852	0.0011	mg/Kg wet	0.0113		75.2		70-130			
1,1-Dichloropropene	0.0103	0.0023	mg/Kg wet	0.0113		91.3		70-130			
cis-1,3-Dichloropropene	0.0111	0.00057	mg/Kg wet	0.0113		98.0		70-130			
trans-1,3-Dichloropropene	0.00738	0.00057	mg/Kg wet	0.0113		**65.1**	*	70-130			L-03, V-05
Ethylbenzene	0.0114	0.0011	mg/Kg wet	0.0113		101		70-130			
Hexachlorobutadiene	0.0136	0.0011	mg/Kg wet	0.0113		120		70-130			
2-Hexanone (MBK)	0.123	0.011	mg/Kg wet	0.113		108		70-130			
Isopropylbenzene (Cumene)	0.0115	0.0011	mg/Kg wet	0.0113		101		70-130			
p-Isopropyltoluene (p-Cymene)	0.0108	0.0011	mg/Kg wet	0.0113		95.5		70-130			
Methyl tert-Butyl Ether (MTBE)	0.0107	0.0011	mg/Kg wet	0.0113		94.4		70-130			
Methylene Chloride	0.00711	0.0057	mg/Kg wet	0.0113		**62.7**	*	70-130			L-03, V-05
4-Methyl-2-pentanone (MIBK)	0.122	0.011	mg/Kg wet	0.113		107		70-130			
Naphthalene	0.00993	0.0023	mg/Kg wet	0.0113		87.6		70-130			
n-Propylbenzene	0.0116	0.0011	mg/Kg wet	0.0113		102		70-130			
Styrene	0.0118	0.0011	mg/Kg wet	0.0113		104		70-130			
1,1,1,2-Tetrachloroethane	0.0100	0.0011	mg/Kg wet	0.0113		88.5		70-130			
1,1,2,2-Tetrachloroethane	0.0111	0.00057	mg/Kg wet	0.0113		98.0		70-130			

39 Spruce Street * East Longmeadow, MA 01028 * FAX 413/525-6405 * TEL. 413/525-2332

QUALITY CONTROL

Volatile Organic Compounds by GC/MS - Quality Control

Analyte	Result	Reporting Limit	Units	Spike Level	Source Result	%REC	%REC Limits	RPD	RPD Limit	Notes
Batch B043600 - SW-846 5035										
LCS (B043600-BS1)				Prepared & Analyzed: 12/29/11						
Tetrachloroethylene	0.0133	0.0011	mg/Kg wet	0.0113		118	70-130			
Tetrahydrofuran	0.00994	0.011	mg/Kg wet	0.0113		87.7	70-130			
Toluene	0.0113	0.0011	mg/Kg wet	0.0113		100	70-130			
1,2,3-Trichlorobenzene	0.0107	0.0057	mg/Kg wet	0.0113		94.7	70-130			
1,2,4-Trichlorobenzene	0.0112	0.0011	mg/Kg wet	0.0113		99.2	70-130			
1,1,1-Trichloroethane	0.00927	0.0011	mg/Kg wet	0.0113		81.8	70-130			
1,1,2-Trichloroethane	0.0115	0.0011	mg/Kg wet	0.0113		102	70-130			
Trichloroethylene	0.0114	0.0011	mg/Kg wet	0.0113		101	70-130			
Trichlorofluoromethane (Freon 11)	0.0126	0.0023	mg/Kg wet	0.0113		111	70-130			
1,2,3-Trichloropropane	0.0115	0.0023	mg/Kg wet	0.0113		102	70-130			
1,1,2-Trichloro-1,2,2-trifluoroethane (Freon 113)	0.0130	0.0011	mg/Kg wet	0.0113		114	70-130			
1,2,4-Trimethylbenzene	0.0109	0.0011	mg/Kg wet	0.0113		96.2	70-130			
1,3,5-Trimethylbenzene	0.0119	0.0011	mg/Kg wet	0.0113		105	70-130			
Vinyl Chloride	0.0114	0.0023	mg/Kg wet	0.0113		101	70-130			
m+p Xylene	0.0231	0.0023	mg/Kg wet	0.0227		102	70-130			
o-Xylene	0.0113	0.0011	mg/Kg wet	0.0113		99.7	70-130			
Surrogate: 1,2-Dichloroethane-d4	*0.0252*		mg/Kg wet	0.0250		101	70-130			
Surrogate: Toluene-d8	*0.0292*		mg/Kg wet	0.0250		117	70-130			
Surrogate: 4-Bromofluorobenzene	*0.0273*		mg/Kg wet	0.0250		109	70-130			

con-test® ANALYTICAL LABORATORY

39 Spruce Street * East Longmeadow, MA 01028 * FAX 413/525-6405 * TEL. 413/525-2332

QUALITY CONTROL

Semivolatile Organic Compounds by GC/MS - Quality Control

Analyte	Result	Reporting Limit	Units	Spike Level	Source Result	%REC	%REC Limits	RPD	RPD Limit	Notes
Batch B043536 - SW-846 3546										
Blank (B043536-BLK1)				Prepared: 12/28/11 Analyzed: 12/29/11						
Acenaphthene	ND	0.17	mg/Kg wet							
Acenaphthylene	ND	0.17	mg/Kg wet							
Anthracene	ND	0.17	mg/Kg wet							
Benzo(a)anthracene	ND	0.17	mg/Kg wet							
Benzo(a)pyrene	ND	0.17	mg/Kg wet							
Benzo(b)fluoranthene	ND	0.17	mg/Kg wet							
Benzo(g,h,i)perylene	ND	0.17	mg/Kg wet							
Benzo(k)fluoranthene	ND	0.17	mg/Kg wet							
Chrysene	ND	0.17	mg/Kg wet							
Dibenz(a,h)anthracene	ND	0.17	mg/Kg wet							
Fluoranthene	ND	0.17	mg/Kg wet							
Fluorene	ND	0.17	mg/Kg wet							
Indeno(1,2,3-cd)pyrene	ND	0.17	mg/Kg wet							
2-Methylnaphthalene	ND	0.17	mg/Kg wet							
Naphthalene	ND	0.17	mg/Kg wet							
Phenanthrene	ND	0.17	mg/Kg wet							
Pyrene	ND	0.17	mg/Kg wet							
Surrogate: Nitrobenzene-d5	*2.41*		mg/Kg wet	3.33		72.4	30-130			
Surrogate: 2-Fluorobiphenyl	*2.37*		mg/Kg wet	3.33		71.1	30-130			
Surrogate: Terphenyl-d14	*2.79*		mg/Kg wet	3.33		83.8	30-130			
LCS (B043536-BS1)				Prepared: 12/28/11 Analyzed: 12/29/11						
Acenaphthene	1.24	0.17	mg/Kg wet	1.67		74.2	40-140			
Acenaphthylene	1.18	0.17	mg/Kg wet	1.67		71.0	40-140			
Anthracene	1.31	0.17	mg/Kg wet	1.67		78.6	40-140			
Benzo(a)anthracene	1.34	0.17	mg/Kg wet	1.67		80.2	40-140			
Benzo(a)pyrene	1.29	0.17	mg/Kg wet	1.67		77.1	40-140			
Benzo(b)fluoranthene	1.29	0.17	mg/Kg wet	1.67		77.6	40-140			
Benzo(g,h,i)perylene	1.21	0.17	mg/Kg wet	1.67		72.8	40-140			
Benzo(k)fluoranthene	1.30	0.17	mg/Kg wet	1.67		77.8	40-140			
Chrysene	1.25	0.17	mg/Kg wet	1.67		75.2	40-140			
Dibenz(a,h)anthracene	1.26	0.17	mg/Kg wet	1.67		75.5	40-140			
Fluoranthene	1.63	0.17	mg/Kg wet	1.67		97.6	40-140			
Fluorene	1.29	0.17	mg/Kg wet	1.67		77.6	40-140			
Indeno(1,2,3-cd)pyrene	1.19	0.17	mg/Kg wet	1.67		71.5	40-140			
2-Methylnaphthalene	1.16	0.17	mg/Kg wet	1.67		69.4	40-140			
Naphthalene	1.17	0.17	mg/Kg wet	1.67		70.3	40-140			
Phenanthrene	1.30	0.17	mg/Kg wet	1.67		78.0	40-140			
Pyrene	1.38	0.17	mg/Kg wet	1.67		82.6	40-140			
Surrogate: Nitrobenzene-d5	*2.71*		mg/Kg wet	3.33		81.3	30-130			
Surrogate: 2-Fluorobiphenyl	*2.59*		mg/Kg wet	3.33		77.7	30-130			
Surrogate: Terphenyl-d14	*2.87*		mg/Kg wet	3.33		86.1	30-130			

con-test® ANALYTICAL LABORATORY

39 Spruce Street * East Longmeadow, MA 01028 * FAX 413/525-6405 * TEL. 413/525-2332

QUALITY CONTROL

Semivolatile Organic Compounds by GC/MS - Quality Control

Analyte	Result	Reporting Limit	Units	Spike Level	Source Result	%REC		%REC Limits	RPD	RPD Limit	Notes
Batch B043536 - SW-846 3546											
LCS Dup (B043536-BSD1)				Prepared: 12/28/11 Analyzed: 12/29/11							
Acenaphthene	1.26	0.17	mg/Kg wet	1.67		75.5		40-140	1.71	30	
Acenaphthylene	1.20	0.17	mg/Kg wet	1.67		72.3		40-140	1.81	30	
Anthracene	1.32	0.17	mg/Kg wet	1.67		79.1		40-140	0.710	30	
Benzo(a)anthracene	1.33	0.17	mg/Kg wet	1.67		79.9		40-140	0.475	30	
Benzo(a)pyrene	1.31	0.17	mg/Kg wet	1.67		78.8		40-140	2.21	30	
Benzo(b)fluoranthene	1.33	0.17	mg/Kg wet	1.67		79.9		40-140	2.84	30	
Benzo(g,h,i)perylene	1.27	0.17	mg/Kg wet	1.67		76.4		40-140	4.91	30	
Benzo(k)fluoranthene	1.36	0.17	mg/Kg wet	1.67		81.8		40-140	5.01	30	
Chrysene	1.23	0.17	mg/Kg wet	1.67		73.7		40-140	2.07	30	
Dibenz(a,h)anthracene	1.28	0.17	mg/Kg wet	1.67		77.0		40-140	1.91	30	
Fluoranthene	1.56	0.17	mg/Kg wet	1.67		93.4		40-140	4.42	30	
Fluorene	1.31	0.17	mg/Kg wet	1.67		78.3		40-140	0.898	30	
Indeno(1,2,3-cd)pyrene	1.24	0.17	mg/Kg wet	1.67		74.6		40-140	4.27	30	
2-Methylnaphthalene	1.19	0.17	mg/Kg wet	1.67		71.5		40-140	2.90	30	
Naphthalene	1.18	0.17	mg/Kg wet	1.67		71.0		40-140	0.991	30	
Phenanthrene	1.30	0.17	mg/Kg wet	1.67		77.9		40-140	0.154	30	
Pyrene	1.45	0.17	mg/Kg wet	1.67		87.2		40-140	5.42	30	
Surrogate: Nitrobenzene-d5	*2.70*		mg/Kg wet	3.33		81.1		30-130			
Surrogate: 2-Fluorobiphenyl	*2.52*		mg/Kg wet	3.33		75.6		30-130			
Surrogate: Terphenyl-d14	*2.95*		mg/Kg wet	3.33		88.5		30-130			
Matrix Spike (B043536-MS1)		**Source: 11L0904-01**		Prepared: 12/28/11 Analyzed: 12/29/11							
Acenaphthene	0.993	0.18	mg/Kg dry	1.81	ND	54.8		40-140			
Acenaphthylene	1.00	0.18	mg/Kg dry	1.81	ND	55.2		40-140			
Anthracene	1.03	0.18	mg/Kg dry	1.81	ND	56.8		40-140			
Benzo(a)anthracene	1.10	0.18	mg/Kg dry	1.81	0.103	55.0		40-140			
Benzo(a)pyrene	1.09	0.18	mg/Kg dry	1.81	0.124	53.5		40-140			
Benzo(b)fluoranthene	1.24	0.18	mg/Kg dry	1.81	0.194	57.9		40-140			
Benzo(g,h,i)perylene	0.737	0.18	mg/Kg dry	1.81	0.277	**25.3**	*	40-140			MS-07A
Benzo(k)fluoranthene	1.18	0.18	mg/Kg dry	1.81	ND	65.3		40-140			
Chrysene	1.17	0.18	mg/Kg dry	1.81	0.159	55.6		40-140			
Dibenz(a,h)anthracene	0.753	0.18	mg/Kg dry	1.81	ND	41.5		40-140			
Fluoranthene	1.10	0.18	mg/Kg dry	1.81	0.138	53.0		40-140			
Fluorene	0.990	0.18	mg/Kg dry	1.81	ND	54.6		40-140			
Indeno(1,2,3-cd)pyrene	0.794	0.18	mg/Kg dry	1.81	0.257	**29.6**	*	40-140			MS-07A
2-Methylnaphthalene	1.02	0.18	mg/Kg dry	1.81	ND	56.1		40-140			
Naphthalene	0.953	0.18	mg/Kg dry	1.81	ND	52.6		40-140			
Phenanthrene	1.12	0.18	mg/Kg dry	1.81	0.0964	56.7		40-140			
Pyrene	1.05	0.18	mg/Kg dry	1.81	0.216	45.8		40-140			
Surrogate: Nitrobenzene-d5	*2.01*		mg/Kg dry	3.63		55.5		30-130			
Surrogate: 2-Fluorobiphenyl	*2.04*		mg/Kg dry	3.63		56.3		30-130			
Surrogate: Terphenyl-d14	*1.76*		mg/Kg dry	3.63		48.4		30-130			

con-test® ANALYTICAL LABORATORY

39 Spruce Street * East Longmeadow, MA 01028 * FAX 413/525-6405 * TEL. 413/525-2332

QUALITY CONTROL

Semivolatile Organic Compounds by GC/MS - Quality Control

Analyte	Result	Reporting Limit	Units	Spike Level	Source Result	%REC		%REC Limits	RPD	RPD Limit	Notes
Batch B043536 - SW-846 3546											
Matrix Spike Dup (B043536-MSD1)		**Source: 11L0904-01**		Prepared: 12/28/11 Analyzed: 12/30/11							
Acenaphthene	1.10	0.19	mg/Kg dry	1.83	ND	60.2		40-140	10.1	30	
Acenaphthylene	1.12	0.19	mg/Kg dry	1.83	ND	61.4		40-140	11.3	30	
Anthracene	1.12	0.19	mg/Kg dry	1.83	ND	61.5		40-140	8.61	30	
Benzo(a)anthracene	1.27	0.19	mg/Kg dry	1.83	0.103	63.9		40-140	14.4	30	
Benzo(a)pyrene	1.22	0.19	mg/Kg dry	1.83	0.124	59.8		40-140	10.6	30	
Benzo(b)fluoranthene	1.35	0.19	mg/Kg dry	1.83	0.194	63.4		40-140	8.27	30	
Benzo(g,h,i)perylene	0.795	0.19	mg/Kg dry	1.83	0.277	**28.4**	*	40-140	7.65	30	MS-07A
Benzo(k)fluoranthene	1.30	0.19	mg/Kg dry	1.83	ND	71.0		40-140	9.05	30	
Chrysene	1.32	0.19	mg/Kg dry	1.83	0.159	63.8		40-140	12.6	30	
Dibenz(a,h)anthracene	0.778	0.19	mg/Kg dry	1.83	ND	42.6		40-140	3.32	30	
Fluoranthene	1.18	0.19	mg/Kg dry	1.83	0.138	57.0		40-140	7.05	30	
Fluorene	1.09	0.19	mg/Kg dry	1.83	ND	59.6		40-140	9.48	30	
Indeno(1,2,3-cd)pyrene	0.846	0.19	mg/Kg dry	1.83	0.257	**32.2**	*	40-140	6.30	30	MS-07A
2-Methylnaphthalene	1.14	0.19	mg/Kg dry	1.83	ND	62.5		40-140	11.5	30	
Naphthalene	1.06	0.19	mg/Kg dry	1.83	ND	58.2		40-140	10.9	30	
Phenanthrene	1.23	0.19	mg/Kg dry	1.83	0.0964	62.0		40-140	8.80	30	
Pyrene	1.18	0.19	mg/Kg dry	1.83	0.216	52.7		40-140	11.8	30	
Surrogate: Nitrobenzene-d5	*2.28*		mg/Kg dry	3.65		62.4		30-130			
Surrogate: 2-Fluorobiphenyl	*2.28*		mg/Kg dry	3.65		62.5		30-130			
Surrogate: Terphenyl-d14	*1.85*		mg/Kg dry	3.65		50.6		30-130			
Batch B043726 - SW-846 3546											
Blank (B043726-BLK1)				Prepared: 01/02/12 Analyzed: 01/03/12							
Acenaphthene	ND	0.85	mg/Kg								
Acenaphthylene	ND	0.85	mg/Kg								
Anthracene	ND	0.85	mg/Kg								
Benzo(a)anthracene	ND	0.85	mg/Kg								
Benzo(a)pyrene	ND	0.85	mg/Kg								
Benzo(b)fluoranthene	ND	0.85	mg/Kg								
Benzo(g,h,i)perylene	ND	0.85	mg/Kg								
Benzo(k)fluoranthene	ND	0.85	mg/Kg								
Chrysene	ND	0.85	mg/Kg								
Dibenz(a,h)anthracene	ND	0.85	mg/Kg								
Fluoranthene	ND	0.85	mg/Kg								
Fluorene	ND	0.85	mg/Kg								
Indeno(1,2,3-cd)pyrene	ND	0.85	mg/Kg								
2-Methylnaphthalene	ND	0.85	mg/Kg								
Naphthalene	ND	0.85	mg/Kg								
Phenanthrene	ND	0.85	mg/Kg								
Pyrene	ND	0.85	mg/Kg								
Surrogate: Nitrobenzene-d5	*14.5*		mg/Kg	16.7		87.0		30-130			
Surrogate: 2-Fluorobiphenyl	*13.7*		mg/Kg	16.7		82.3		30-130			
Surrogate: Terphenyl-d14	*16.2*		mg/Kg	16.7		97.2		30-130			

con-test® ANALYTICAL LABORATORY

39 Spruce Street * East Longmeadow, MA 01028 * FAX 413/525-6405 * TEL. 413/525-2332

QUALITY CONTROL

Semivolatile Organic Compounds by GC/MS - Quality Control

Analyte	Result	Reporting Limit	Units	Spike Level	Source Result	%REC	%REC Limits	RPD	RPD Limit	Notes
Batch B043726 - SW-846 3546										
LCS (B043726-BS1)				Prepared: 01/02/12 Analyzed: 01/03/12						
Acenaphthene	6.52	0.85	mg/Kg	8.33		78.2	40-140			
Acenaphthylene	6.16	0.85	mg/Kg	8.33		73.9	40-140			
Anthracene	6.71	0.85	mg/Kg	8.33		80.5	40-140			
Benzo(a)anthracene	7.04	0.85	mg/Kg	8.33		84.4	40-140			
Benzo(a)pyrene	6.73	0.85	mg/Kg	8.33		80.7	40-140			
Benzo(b)fluoranthene	6.35	0.85	mg/Kg	8.33		76.2	40-140			
Benzo(g,h,i)perylene	6.12	0.85	mg/Kg	8.33		73.5	40-140			
Benzo(k)fluoranthene	6.53	0.85	mg/Kg	8.33		78.3	40-140			
Chrysene	6.66	0.85	mg/Kg	8.33		80.0	40-140			
Dibenz(a,h)anthracene	6.55	0.85	mg/Kg	8.33		78.6	40-140			
Fluoranthene	7.51	0.85	mg/Kg	8.33		90.1	40-140			
Fluorene	6.54	0.85	mg/Kg	8.33		78.5	40-140			
Indeno(1,2,3-cd)pyrene	6.43	0.85	mg/Kg	8.33		77.1	40-140			
2-Methylnaphthalene	6.31	0.85	mg/Kg	8.33		75.7	40-140			
Naphthalene	6.21	0.85	mg/Kg	8.33		74.5	40-140			
Phenanthrene	6.71	0.85	mg/Kg	8.33		80.5	40-140			
Pyrene	7.75	0.85	mg/Kg	8.33		93.0	40-140			V-06
Surrogate: Nitrobenzene-d5	*14.4*		mg/Kg	16.7		86.2	30-130			
Surrogate: 2-Fluorobiphenyl	*13.6*		mg/Kg	16.7		81.6	30-130			
Surrogate: Terphenyl-d14	*16.5*		mg/Kg	16.7		98.9	30-130			
LCS Dup (B043726-BSD1)				Prepared: 01/02/12 Analyzed: 01/03/12						
Acenaphthene	6.51	0.85	mg/Kg	8.33		78.2	40-140	0.0767	30	
Acenaphthylene	6.28	0.85	mg/Kg	8.33		75.3	40-140	1.93	30	
Anthracene	6.85	0.85	mg/Kg	8.33		82.2	40-140	2.06	30	
Benzo(a)anthracene	7.06	0.85	mg/Kg	8.33		84.7	40-140	0.331	30	
Benzo(a)pyrene	6.72	0.85	mg/Kg	8.33		80.7	40-140	0.0743	30	
Benzo(b)fluoranthene	6.55	0.85	mg/Kg	8.33		78.6	40-140	3.07	30	
Benzo(g,h,i)perylene	6.27	0.85	mg/Kg	8.33		75.2	40-140	2.39	30	
Benzo(k)fluoranthene	6.25	0.85	mg/Kg	8.33		75.0	40-140	4.38	30	
Chrysene	6.66	0.85	mg/Kg	8.33		79.9	40-140	0.0751	30	
Dibenz(a,h)anthracene	6.68	0.85	mg/Kg	8.33		80.2	40-140	2.02	30	
Fluoranthene	7.45	0.85	mg/Kg	8.33		89.4	40-140	0.780	30	
Fluorene	6.78	0.85	mg/Kg	8.33		81.3	40-140	3.50	30	
Indeno(1,2,3-cd)pyrene	6.45	0.85	mg/Kg	8.33		77.4	40-140	0.311	30	
2-Methylnaphthalene	6.45	0.85	mg/Kg	8.33		77.4	40-140	2.20	30	
Naphthalene	6.36	0.85	mg/Kg	8.33		76.3	40-140	2.28	30	
Phenanthrene	6.88	0.85	mg/Kg	8.33		82.5	40-140	2.48	30	
Pyrene	7.54	0.85	mg/Kg	8.33		90.4	40-140	2.77	30	V-06
Surrogate: Nitrobenzene-d5	*14.3*		mg/Kg	16.7		85.5	30-130			
Surrogate: 2-Fluorobiphenyl	*13.3*		mg/Kg	16.7		79.8	30-130			
Surrogate: Terphenyl-d14	*15.4*		mg/Kg	16.7		92.5	30-130			

con-test® ANALYTICAL LABORATORY

39 Spruce Street * East Longmeadow, MA 01028 * FAX 413/525-6405 * TEL. 413/525-2332

QUALITY CONTROL

Polychlorinated Biphenyls By GC/ECD - Quality Control

Analyte	Result	Reporting Limit	Units	Spike Level	Source Result	%REC	%REC Limits	RPD	RPD Limit	Notes
Batch B043534 - SW-846 3546										
Blank (B043534-BLK1)				Prepared & Analyzed: 12/28/11						
Aroclor-1016	ND	0.10	mg/Kg wet							
Aroclor-1016 [2C]	ND	0.10	mg/Kg wet							
Aroclor-1221	ND	0.10	mg/Kg wet							
Aroclor-1221 [2C]	ND	0.10	mg/Kg wet							
Aroclor-1232	ND	0.10	mg/Kg wet							
Aroclor-1232 [2C]	ND	0.10	mg/Kg wet							
Aroclor-1242	ND	0.10	mg/Kg wet							
Aroclor-1242 [2C]	ND	0.10	mg/Kg wet							
Aroclor-1248	ND	0.10	mg/Kg wet							
Aroclor-1248 [2C]	ND	0.10	mg/Kg wet							
Aroclor-1254	ND	0.10	mg/Kg wet							
Aroclor-1254 [2C]	ND	0.10	mg/Kg wet							
Aroclor-1260	ND	0.10	mg/Kg wet							
Aroclor-1260 [2C]	ND	0.10	mg/Kg wet							
Aroclor-1262	ND	0.10	mg/Kg wet							
Aroclor-1262 [2C]	ND	0.10	mg/Kg wet							
Aroclor-1268	ND	0.10	mg/Kg wet							
Aroclor-1268 [2C]	ND	0.10	mg/Kg wet							
Surrogate: Decachlorobiphenyl	*0.214*		mg/Kg wet	0.200		107	30-150			
Surrogate: Decachlorobiphenyl [2C]	*0.207*		mg/Kg wet	0.200		103	30-150			
Surrogate: Tetrachloro-m-xylene	*0.220*		mg/Kg wet	0.200		110	30-150			
Surrogate: Tetrachloro-m-xylene [2C]	*0.233*		mg/Kg wet	0.200		117	30-150			
LCS (B043534-BS1)				Prepared & Analyzed: 12/28/11						
Aroclor-1016	0.24	0.10	mg/Kg wet	0.200		122	40-140			
Aroclor-1016 [2C]	0.24	0.10	mg/Kg wet	0.200		120	40-140			
Aroclor-1260	0.22	0.10	mg/Kg wet	0.200		112	40-140			
Aroclor-1260 [2C]	0.23	0.10	mg/Kg wet	0.200		115	40-140			
Surrogate: Decachlorobiphenyl	*0.226*		mg/Kg wet	0.200		113	30-150			
Surrogate: Decachlorobiphenyl [2C]	*0.217*		mg/Kg wet	0.200		108	30-150			
Surrogate: Tetrachloro-m-xylene	*0.225*		mg/Kg wet	0.200		112	30-150			
Surrogate: Tetrachloro-m-xylene [2C]	*0.237*		mg/Kg wet	0.200		119	30-150			
LCS Dup (B043534-BSD1)				Prepared & Analyzed: 12/28/11						
Aroclor-1016	0.23	0.10	mg/Kg wet	0.200		117	40-140	4.48	30	
Aroclor-1016 [2C]	0.23	0.10	mg/Kg wet	0.200		114	40-140	5.59	30	
Aroclor-1260	0.21	0.10	mg/Kg wet	0.200		105	40-140	5.92	30	
Aroclor-1260 [2C]	0.22	0.10	mg/Kg wet	0.200		109	40-140	4.85	30	
Surrogate: Decachlorobiphenyl	*0.211*		mg/Kg wet	0.200		106	30-150			
Surrogate: Decachlorobiphenyl [2C]	*0.203*		mg/Kg wet	0.200		101	30-150			
Surrogate: Tetrachloro-m-xylene	*0.214*		mg/Kg wet	0.200		107	30-150			
Surrogate: Tetrachloro-m-xylene [2C]	*0.226*		mg/Kg wet	0.200		113	30-150			

con-test® ANALYTICAL LABORATORY

39 Spruce Street * East Longmeadow, MA 01028 * FAX 413/525-6405 * TEL. 413/525-2332

QUALITY CONTROL

Polychlorinated Biphenyls By GC/ECD - Quality Control

Analyte	Result	Reporting Limit	Units	Spike Level	Source Result	%REC	%REC Limits	RPD	RPD Limit	Notes
Batch B043534 - SW-846 3546										
Matrix Spike (B043534-MS1)		**Source: 11L0904-01**		Prepared: 12/28/11 Analyzed: 12/31/11						
Aroclor-1016	0.17	0.11	mg/Kg dry	0.220	ND	75.2	40-140			
Aroclor-1016 [2C]	0.17	0.11	mg/Kg dry	0.220	ND	78.0	40-140			
Aroclor-1260	0.18	0.11	mg/Kg dry	0.220	ND	79.8	40-140			
Aroclor-1260 [2C]	0.19	0.11	mg/Kg dry	0.220	ND	86.5	40-140			
Surrogate: Decachlorobiphenyl	*0.270*		mg/Kg dry	0.220		123	30-150			
Surrogate: Decachlorobiphenyl [2C]	*0.179*		mg/Kg dry	0.220		81.5	30-150			
Surrogate: Tetrachloro-m-xylene	*0.213*		mg/Kg dry	0.220		96.8	30-150			
Surrogate: Tetrachloro-m-xylene [2C]	*0.220*		mg/Kg dry	0.220		100	30-150			
Matrix Spike Dup (B043534-MSD1)		**Source: 11L0904-01**		Prepared: 12/28/11 Analyzed: 12/31/11						
Aroclor-1016	0.18	0.11	mg/Kg dry	0.218	ND	81.5	40-140	7.13	50	
Aroclor-1016 [2C]	0.17	0.11	mg/Kg dry	0.218	ND	79.9	40-140	1.37	50	
Aroclor-1260	0.15	0.11	mg/Kg dry	0.218	ND	68.0	40-140	17.0	50	
Aroclor-1260 [2C]	0.17	0.11	mg/Kg dry	0.218	ND	80.4	40-140	8.33	50	
Surrogate: Decachlorobiphenyl	*0.239*		mg/Kg dry	0.218		110	30-150			
Surrogate: Decachlorobiphenyl [2C]	*0.169*		mg/Kg dry	0.218		77.9	30-150			
Surrogate: Tetrachloro-m-xylene	*0.212*		mg/Kg dry	0.218		97.4	30-150			
Surrogate: Tetrachloro-m-xylene [2C]	*0.219*		mg/Kg dry	0.218		101	30-150			
Batch B043654 - SW-846 3546										
Blank (B043654-BLK1)				Prepared: 12/29/11 Analyzed: 12/30/11						
Aroclor-1016	ND	0.10	mg/Kg							
Aroclor-1016 [2C]	ND	0.10	mg/Kg							
Aroclor-1221	ND	0.10	mg/Kg							
Aroclor-1221 [2C]	ND	0.10	mg/Kg							
Aroclor-1232	ND	0.10	mg/Kg							
Aroclor-1232 [2C]	ND	0.10	mg/Kg							
Aroclor-1242	ND	0.10	mg/Kg							
Aroclor-1242 [2C]	ND	0.10	mg/Kg							
Aroclor-1248	ND	0.10	mg/Kg							
Aroclor-1248 [2C]	ND	0.10	mg/Kg							
Aroclor-1254	ND	0.10	mg/Kg							
Aroclor-1254 [2C]	ND	0.10	mg/Kg							
Aroclor-1260	ND	0.10	mg/Kg							
Aroclor-1260 [2C]	ND	0.10	mg/Kg							
Aroclor-1262	ND	0.10	mg/Kg							
Aroclor-1262 [2C]	ND	0.10	mg/Kg							
Aroclor-1268	ND	0.10	mg/Kg							
Aroclor-1268 [2C]	ND	0.10	mg/Kg							
Surrogate: Decachlorobiphenyl	*1.04*		mg/Kg	1.00		104	30-150			
Surrogate: Decachlorobiphenyl [2C]	*1.10*		mg/Kg	1.00		110	30-150			
Surrogate: Tetrachloro-m-xylene	*0.957*		mg/Kg	1.00		95.7	30-150			
Surrogate: Tetrachloro-m-xylene [2C]	*0.970*		mg/Kg	1.00		97.0	30-150			

con-test® ANALYTICAL LABORATORY

39 Spruce Street * East Longmeadow, MA 01028 * FAX 413/525-6405 * TEL. 413/525-2332

QUALITY CONTROL

Polychlorinated Biphenyls By GC/ECD - Quality Control

Analyte	Result	Reporting Limit	Units	Spike Level	Source Result	%REC	%REC Limits	RPD	RPD Limit	Notes
Batch B043654 - SW-846 3546										
LCS (B043654-BS1)				Prepared: 12/29/11 Analyzed: 12/30/11						
Aroclor-1016	0.25	0.10	mg/Kg	0.250		100	40-140			
Aroclor-1016 [2C]	0.27	0.10	mg/Kg	0.250		108	40-140			
Aroclor-1260	0.24	0.10	mg/Kg	0.250		97.3	40-140			
Aroclor-1260 [2C]	0.26	0.10	mg/Kg	0.250		104	40-140			
Surrogate: Decachlorobiphenyl	*1.03*		mg/Kg	1.00		103	30-150			
Surrogate: Decachlorobiphenyl [2C]	*1.09*		mg/Kg	1.00		109	30-150			
Surrogate: Tetrachloro-m-xylene	*1.01*		mg/Kg	1.00		101	30-150			
Surrogate: Tetrachloro-m-xylene [2C]	*1.02*		mg/Kg	1.00		102	30-150			
LCS Dup (B043654-BSD1)				Prepared: 12/29/11 Analyzed: 12/30/11						
Aroclor-1016	0.26	0.10	mg/Kg	0.250		104	40-140	3.30	30	
Aroclor-1016 [2C]	0.28	0.10	mg/Kg	0.250		112	40-140	3.39	30	
Aroclor-1260	0.25	0.10	mg/Kg	0.250		99.9	40-140	2.64	30	
Aroclor-1260 [2C]	0.27	0.10	mg/Kg	0.250		108	40-140	4.32	30	
Surrogate: Decachlorobiphenyl	*1.06*		mg/Kg	1.00		106	30-150			
Surrogate: Decachlorobiphenyl [2C]	*1.12*		mg/Kg	1.00		112	30-150			
Surrogate: Tetrachloro-m-xylene	*1.03*		mg/Kg	1.00		103	30-150			
Surrogate: Tetrachloro-m-xylene [2C]	*1.04*		mg/Kg	1.00		104	30-150			
Batch B043716 - SW-846 3546										
Blank (B043716-BLK1)				Prepared: 12/30/11 Analyzed: 01/03/12						
Aroclor-1016	ND	0.10	mg/Kg wet							
Aroclor-1016 [2C]	ND	0.10	mg/Kg wet							
Aroclor-1221	ND	0.10	mg/Kg wet							
Aroclor-1221 [2C]	ND	0.10	mg/Kg wet							
Aroclor-1232	ND	0.10	mg/Kg wet							
Aroclor-1232 [2C]	ND	0.10	mg/Kg wet							
Aroclor-1242	ND	0.10	mg/Kg wet							
Aroclor-1242 [2C]	ND	0.10	mg/Kg wet							
Aroclor-1248	ND	0.10	mg/Kg wet							
Aroclor-1248 [2C]	ND	0.10	mg/Kg wet							
Aroclor-1254	ND	0.10	mg/Kg wet							
Aroclor-1254 [2C]	ND	0.10	mg/Kg wet							
Aroclor-1260	ND	0.10	mg/Kg wet							
Aroclor-1260 [2C]	ND	0.10	mg/Kg wet							
Aroclor-1262	ND	0.10	mg/Kg wet							
Aroclor-1262 [2C]	ND	0.10	mg/Kg wet							
Aroclor-1268	ND	0.10	mg/Kg wet							
Aroclor-1268 [2C]	ND	0.10	mg/Kg wet							
Surrogate: Decachlorobiphenyl	*0.186*		mg/Kg wet	0.200		92.8	30-150			
Surrogate: Decachlorobiphenyl [2C]	*0.187*		mg/Kg wet	0.200		93.6	30-150			
Surrogate: Tetrachloro-m-xylene	*0.221*		mg/Kg wet	0.200		110	30-150			
Surrogate: Tetrachloro-m-xylene [2C]	*0.231*		mg/Kg wet	0.200		115	30-150			

con-test® ANALYTICAL LABORATORY

39 Spruce Street * East Longmeadow, MA 01028 * FAX 413/525-6405 * TEL. 413/525-2332

QUALITY CONTROL

Polychlorinated Biphenyls By GC/ECD - Quality Control

Analyte	Result	Reporting Limit	Units	Spike Level	Source Result	%REC	%REC Limits	RPD	RPD Limit	Notes
Batch B043716 - SW-846 3546										
LCS (B043716-BS1)				Prepared: 12/30/11 Analyzed: 01/03/12						
Aroclor-1016	0.20	0.10	mg/Kg wet	0.200		102	40-140			
Aroclor-1016 [2C]	0.19	0.10	mg/Kg wet	0.200		95.2	40-140			
Aroclor-1260	0.19	0.10	mg/Kg wet	0.200		93.4	40-140			
Aroclor-1260 [2C]	0.19	0.10	mg/Kg wet	0.200		97.4	40-140			
Surrogate: Decachlorobiphenyl	*0.173*		mg/Kg wet	0.200		86.6	30-150			
Surrogate: Decachlorobiphenyl [2C]	*0.176*		mg/Kg wet	0.200		87.9	30-150			
Surrogate: Tetrachloro-m-xylene	*0.204*		mg/Kg wet	0.200		102	30-150			
Surrogate: Tetrachloro-m-xylene [2C]	*0.212*		mg/Kg wet	0.200		106	30-150			
LCS Dup (B043716-BSD1)				Prepared: 12/30/11 Analyzed: 01/03/12						
Aroclor-1016	0.23	0.10	mg/Kg wet	0.200		116	40-140	12.2	30	
Aroclor-1016 [2C]	0.22	0.10	mg/Kg wet	0.200		109	40-140	13.8	30	
Aroclor-1260	0.21	0.10	mg/Kg wet	0.200		106	40-140	13.1	30	
Aroclor-1260 [2C]	0.22	0.10	mg/Kg wet	0.200		111	40-140	13.0	30	
Surrogate: Decachlorobiphenyl	*0.200*		mg/Kg wet	0.200		99.9	30-150			
Surrogate: Decachlorobiphenyl [2C]	*0.196*		mg/Kg wet	0.200		98.2	30-150			
Surrogate: Tetrachloro-m-xylene	*0.225*		mg/Kg wet	0.200		112	30-150			
Surrogate: Tetrachloro-m-xylene [2C]	*0.231*		mg/Kg wet	0.200		115	30-150			

con-test® ANALYTICAL LABORATORY

39 Spruce Street * East Longmeadow, MA 01028 * FAX 413/525-6405 * TEL. 413/525-2332

QUALITY CONTROL

Petroleum Hydrocarbons Analyses - Quality Control

Analyte	Result	Reporting Limit	Units	Spike Level	Source Result	%REC		%REC Limits	RPD	RPD Limit	Notes
Batch B043445 - SW-846 3546											
Blank (B043445-BLK1)				Prepared: 12/27/11	Analyzed: 12/28/11						
CT ETPH	ND	10	mg/Kg wet								
Surrogate: o-Terphenyl	*2.96*		mg/Kg wet	3.33		88.7		50-150			
LCS (B043445-BS1)				Prepared: 12/27/11	Analyzed: 12/28/11						
CT ETPH	26.8	10	mg/Kg wet	33.3		80.3		60-120			
Surrogate: o-Terphenyl	*3.04*		mg/Kg wet	3.33		91.1		50-150			
LCS Dup (B043445-BSD1)				Prepared: 12/27/11	Analyzed: 12/28/11						
CT ETPH	26.6	10	mg/Kg wet	33.3		79.7		60-120	0.719	30	
Surrogate: o-Terphenyl	*2.93*		mg/Kg wet	3.33		87.9		50-150			
Matrix Spike (B043445-MS1)		**Source: 11L0904-01**		Prepared: 12/27/11	Analyzed: 12/31/11						
CT ETPH	326	110	mg/Kg dry	36.6	267	**162**	*	50-150			MS-12
Surrogate: o-Terphenyl	*2.48*		mg/Kg dry	3.66		67.6		50-150			
Matrix Spike Dup (B043445-MSD1)		**Source: 11L0904-01**		Prepared: 12/27/11	Analyzed: 12/31/11						
CT ETPH	367	110	mg/Kg dry	36.5	267	**273**	*	50-150	11.6	30	MS-12
Surrogate: o-Terphenyl	*2.93*		mg/Kg dry	3.65		80.2		50-150			
Batch B043725 - SW-846 3546											
Blank (B043725-BLK1)				Prepared: 01/02/12	Analyzed: 01/03/12						
CT ETPH	ND	50	mg/Kg								
Surrogate: o-Terphenyl	*14.3*		mg/Kg	16.7		86.0		50-150			
LCS (B043725-BS1)				Prepared: 01/02/12	Analyzed: 01/03/12						
CT ETPH	130	50	mg/Kg	167		78.3		60-120			
Surrogate: o-Terphenyl	*13.3*		mg/Kg	16.7		79.5		50-150			
LCS Dup (B043725-BSD1)				Prepared: 01/02/12	Analyzed: 01/03/12						
CT ETPH	139	50	mg/Kg	167		83.2		60-120	6.12	30	
Surrogate: o-Terphenyl	*14.3*		mg/Kg	16.7		86.0		50-150			

con-test® ANALYTICAL LABORATORY

39 Spruce Street * East Longmeadow, MA 01028 * FAX 413/525-6405 * TEL. 413/525-2332

QUALITY CONTROL

Metals Analyses (Total) - Quality Control

Analyte	Result	Reporting Limit	Units	Spike Level	Source Result	%REC	%REC Limits	RPD	RPD Limit	Notes
Batch B043543 - SW-846 7471										
Blank (B043543-BLK1)				Prepared: 12/28/11 Analyzed: 12/29/11						
Mercury	ND	0.025	mg/Kg wet							
LCS (B043543-BS1)				Prepared: 12/28/11 Analyzed: 12/29/11						
Mercury	3.69	0.32	mg/Kg wet	3.73		99.0	66-132			
LCS Dup (B043543-BSD1)				Prepared: 12/28/11 Analyzed: 12/29/11						
Mercury	3.46	0.35	mg/Kg wet	3.73		92.7	66-132	6.52	30	
Batch B043546 - SW-846 3050B										
Blank (B043546-BLK1)				Prepared: 12/28/11 Analyzed: 12/30/11						
Antimony	ND	2.5	mg/Kg wet							
Arsenic	ND	2.5	mg/Kg wet							
Barium	ND	2.5	mg/Kg wet							
Beryllium	ND	0.25	mg/Kg wet							
Cadmium	ND	0.25	mg/Kg wet							
Chromium	ND	0.50	mg/Kg wet							
Copper	ND	0.50	mg/Kg wet							
Lead	ND	0.75	mg/Kg wet							
Nickel	ND	0.50	mg/Kg wet							
Selenium	ND	5.0	mg/Kg wet							
Silver	ND	0.50	mg/Kg wet							
Thallium	ND	2.5	mg/Kg wet							
Vanadium	ND	1.0	mg/Kg wet							
Zinc	ND	1.0	mg/Kg wet							
LCS (B043546-BS1)				Prepared: 12/28/11 Analyzed: 12/30/11						
Antimony	80.8	5.0	mg/Kg wet	106		76.2	30-219			
Arsenic	116	5.0	mg/Kg wet	109		106	83.2-117.4			
Barium	205	5.0	mg/Kg wet	206		99.6	83.1-116.9			
Beryllium	93.4	0.50	mg/Kg wet	88.2		106	83.7-116.2			
Cadmium	83.4	0.50	mg/Kg wet	80.2		104	80.7-119.1			
Chromium	125	1.0	mg/Kg wet	117		107	80.6-119.9			
Copper	121	1.0	mg/Kg wet	117		103	83.8-116.2			
Lead	80.6	1.5	mg/Kg wet	76.2		106	70.7-129			
Nickel	74.7	1.0	mg/Kg wet	71.2		105	81.2-118.3			
Selenium	131	10	mg/Kg wet	127		103	79.2-120.3			
Silver	42.6	1.0	mg/Kg wet	41.0		104	66.3-133.7			
Thallium	265	5.0	mg/Kg wet	266		99.6	77.8-121.6			
Vanadium	89.7	2.0	mg/Kg wet	86.1		104	76.8-123.6			
Zinc	277	2.0	mg/Kg wet	280		99.1	81.9-117.7			

con-test® ANALYTICAL LABORATORY

39 Spruce Street * East Longmeadow, MA 01028 * FAX 413/525-6405 * TEL. 413/525-2332

QUALITY CONTROL

Metals Analyses (Total) - Quality Control

Analyte	Result	Reporting Limit	Units	Spike Level	Source Result	%REC	%REC Limits	RPD	RPD Limit	Notes
Batch B043546 - SW-846 3050B										
LCS (B043546-BS2)				Prepared & Analyzed: 12/28/11						
Lead	0.805	0.75	mg/Kg wet	0.749		107	80-120			
LCS Dup (B043546-BSD1)				Prepared: 12/28/11 Analyzed: 12/30/11						
Antimony	86.2	5.0	mg/Kg wet	106		81.3	30-219	6.54	30	
Arsenic	113	5.0	mg/Kg wet	109		103	83.2-117.4	2.81	30	
Barium	206	5.0	mg/Kg wet	206		100	83.1-116.9	0.591	30	
Beryllium	95.5	0.50	mg/Kg wet	88.2		108	83.7-116.2	2.21	30	
Cadmium	83.0	0.50	mg/Kg wet	80.2		104	80.7-119.1	0.434	30	
Chromium	124	1.0	mg/Kg wet	117		106	80.6-119.9	1.03	30	
Copper	121	1.0	mg/Kg wet	117		103	83.8-116.2	0.105	30	
Lead	78.2	1.5	mg/Kg wet	76.2		103	70.7-129	3.05	30	
Nickel	75.2	1.0	mg/Kg wet	71.2		106	81.2-118.3	0.600	30	
Selenium	128	10	mg/Kg wet	127		101	79.2-120.3	2.22	30	
Silver	41.4	1.0	mg/Kg wet	41.0		101	66.3-133.7	2.94	30	
Thallium	259	5.0	mg/Kg wet	266		97.4	77.8-121.6	2.31	30	
Vanadium	88.4	2.0	mg/Kg wet	86.1		103	76.8-123.6	1.41	30	
Zinc	272	2.0	mg/Kg wet	280		97.3	81.9-117.7	1.84	30	
Batch B043548 - SW-846 7471										
Blank (B043548-BLK1)				Prepared: 12/28/11 Analyzed: 12/29/11						
Mercury	ND	0.025	mg/Kg wet							
LCS (B043548-BS1)				Prepared: 12/28/11 Analyzed: 12/29/11						
Mercury	3.27	0.34	mg/Kg wet	3.73		87.7	66-132			
LCS Dup (B043548-BSD1)				Prepared: 12/28/11 Analyzed: 12/29/11						
Mercury	3.48	0.31	mg/Kg wet	3.73		93.3	66-132	6.25	30	
Batch B043559 - SW-846 3050B										
Blank (B043559-BLK1)				Prepared: 12/28/11 Analyzed: 12/30/11						
Antimony	ND	2.5	mg/Kg wet							
Arsenic	ND	2.5	mg/Kg wet							
Barium	ND	2.5	mg/Kg wet							
Beryllium	ND	0.25	mg/Kg wet							
Cadmium	ND	0.25	mg/Kg wet							
Chromium	ND	0.50	mg/Kg wet							
Copper	ND	0.50	mg/Kg wet							
Lead	ND	0.75	mg/Kg wet							
Nickel	ND	0.50	mg/Kg wet							
Selenium	ND	5.0	mg/Kg wet							
Silver	ND	0.50	mg/Kg wet							
Thallium	ND	2.5	mg/Kg wet							
Vanadium	ND	1.0	mg/Kg wet							
Zinc	ND	1.0	mg/Kg wet							

con-test® ANALYTICAL LABORATORY

39 Spruce Street * East Longmeadow, MA 01028 * FAX 413/525-6405 * TEL. 413/525-2332

QUALITY CONTROL

Metals Analyses (Total) - Quality Control

Analyte	Result	Reporting Limit	Units	Spike Level	Source Result	%REC	%REC Limits	RPD	RPD Limit	Notes
Batch B043559 - SW-846 3050B										
LCS (B043559-BS1)				Prepared: 12/28/11 Analyzed: 12/30/11						
Antimony	123	5.0	mg/Kg wet	106		116	30-219			
Arsenic	113	5.0	mg/Kg wet	109		104	83.2-117.4			
Barium	216	5.0	mg/Kg wet	206		105	83.1-116.9			
Beryllium	95.1	0.50	mg/Kg wet	88.2		108	83.7-116.2			
Cadmium	84.2	0.50	mg/Kg wet	80.2		105	80.7-119.1			
Chromium	124	1.0	mg/Kg wet	117		106	80.6-119.9			
Copper	123	1.0	mg/Kg wet	117		105	83.8-116.2			
Lead	76.8	1.5	mg/Kg wet	76.2		101	70.7-129			
Nickel	73.5	1.0	mg/Kg wet	71.2		103	81.2-118.3			
Selenium	136	10	mg/Kg wet	127		107	79.2-120.3			
Silver	43.5	1.0	mg/Kg wet	41.0		106	66.3-133.7			
Thallium	271	5.0	mg/Kg wet	266		102	77.8-121.6			
Vanadium	93.9	2.0	mg/Kg wet	86.1		109	76.8-123.6			
Zinc	283	2.0	mg/Kg wet	280		101	81.9-117.7			
LCS (B043559-BS2)				Prepared: 12/28/11 Analyzed: 12/30/11						
Lead	0.764	0.74	mg/Kg wet	0.736		104	80-120			
LCS Dup (B043559-BSD1)				Prepared: 12/28/11 Analyzed: 12/30/11						
Antimony	120	5.0	mg/Kg wet	106		114	30-219	2.06	30	
Arsenic	114	5.0	mg/Kg wet	109		104	83.2-117.4	0.344	30	
Barium	212	5.0	mg/Kg wet	206		103	83.1-116.9	2.09	30	
Beryllium	98.0	0.50	mg/Kg wet	88.2		111	83.7-116.2	2.98	30	
Cadmium	83.0	0.50	mg/Kg wet	80.2		104	80.7-119.1	1.38	30	
Chromium	124	1.0	mg/Kg wet	117		106	80.6-119.9	0.460	30	
Copper	122	1.0	mg/Kg wet	117		104	83.8-116.2	1.16	30	
Lead	76.1	1.5	mg/Kg wet	76.2		99.8	70.7-129	0.977	30	
Nickel	74.3	1.0	mg/Kg wet	71.2		104	81.2-118.3	1.04	30	
Selenium	130	10	mg/Kg wet	127		102	79.2-120.3	4.83	30	
Silver	43.3	1.0	mg/Kg wet	41.0		106	66.3-133.7	0.476	30	
Thallium	267	5.0	mg/Kg wet	266		100	77.8-121.6	1.51	30	
Vanadium	91.5	2.0	mg/Kg wet	86.1		106	76.8-123.6	2.67	30	
Zinc	279	2.0	mg/Kg wet	280		99.5	81.9-117.7	1.65	30	
Duplicate (B043559-DUP1)		**Source: 11L0904-01**		Prepared: 12/28/11 Analyzed: 12/30/11						
Arsenic	7.09	2.6	mg/Kg dry		8.16			14.0	35	
Beryllium	ND	0.26	mg/Kg dry		ND			NC	35	
Cadmium	1.22	0.26	mg/Kg dry		1.04			16.1	35	
Chromium	14.2	0.53	mg/Kg dry		12.8			10.3	35	
Copper	840	0.53	mg/Kg dry		922			9.21	35	
Lead	518	0.79	mg/Kg dry		493			4.92	35	
Nickel	118	0.53	mg/Kg dry		93.2			23.6	35	
Selenium	ND	5.3	mg/Kg dry		ND			NC	35	
Silver	1.24	0.53	mg/Kg dry		1.32			6.64	35	
Thallium	ND	2.6	mg/Kg dry		ND			NC	35	
Vanadium	19.7	1.1	mg/Kg dry		18.8			5.05	35	
Zinc	368	1.1	mg/Kg dry		446			19.2	35	

con-test® ANALYTICAL LABORATORY

39 Spruce Street * East Longmeadow, MA 01028 * FAX 413/525-6405 * TEL. 413/525-2332

QUALITY CONTROL

Metals Analyses (Total) - Quality Control

Analyte	Result	Reporting Limit	Units	Spike Level	Source Result	%REC		%REC Limits	RPD	RPD Limit	Notes
Batch B043559 - SW-846 3050B											
Duplicate (B043559-DUP2)		**Source: 11L0904-01**		Prepared: 12/28/11 Analyzed: 12/30/11							**M-07**
Copper	929	2.7	mg/Kg dry		922				0.763	15	
Lead	529	4.0	mg/Kg dry		493				7.03	15	
Nickel	99.4	2.7	mg/Kg dry		93.2				6.41	15	
Zinc	474	5.4	mg/Kg dry		446				6.00	15	
Matrix Spike (B043559-MS1)		**Source: 11L0904-01**		Prepared: 12/28/11 Analyzed: 12/30/11							
Arsenic	34.8	2.7	mg/Kg dry	27.2	8.16	97.7		75-125			
Beryllium	28.9	0.27	mg/Kg dry	27.2	ND	106		75-125			
Cadmium	28.6	0.27	mg/Kg dry	27.2	1.04	101		75-125			
Chromium	41.4	0.54	mg/Kg dry	27.2	12.8	105		75-125			
Copper	1040	0.54	mg/Kg dry	27.2	922	**450**	*	75-125			MS-19
Lead	582	0.82	mg/Kg dry	27.2	493	**324**	*	75-125			MS-19
Nickel	122	0.54	mg/Kg dry	27.2	93.2	106		75-125			
Selenium	22.0	5.4	mg/Kg dry	27.2	ND	80.8		75-125			
Silver	28.9	0.54	mg/Kg dry	27.2	1.32	101		75-125			
Thallium	23.0	2.7	mg/Kg dry	27.2	ND	84.5		75-125			
Vanadium	46.9	1.1	mg/Kg dry	27.2	18.8	103		75-125			
Zinc	1330	1.1	mg/Kg dry	27.2	446	**3230**	*	75-125			MS-19
Matrix Spike Dup (B043559-MSD1)		**Source: 11L0904-01**		Prepared: 12/28/11 Analyzed: 12/30/11							
Arsenic	35.4	2.7	mg/Kg dry	26.6	8.16	102		75-125	1.71	35	
Beryllium	28.5	0.27	mg/Kg dry	26.6	ND	107		75-125	1.35	35	
Cadmium	27.7	0.27	mg/Kg dry	26.6	1.04	100		75-125	3.13	35	
Chromium	41.4	0.53	mg/Kg dry	26.6	12.8	107		75-125	0.0523	35	
Copper	988	0.53	mg/Kg dry	26.6	922	**248**	*	75-125	5.58	35	MS-19
Lead	433	0.80	mg/Kg dry	26.6	493	**-227**	*	75-125	29.3	35	MS-19
Nickel	118	0.53	mg/Kg dry	26.6	93.2	93.1		75-125	3.40	35	
Selenium	23.2	5.3	mg/Kg dry	26.6	ND	86.9		75-125	4.99	35	
Silver	28.3	0.53	mg/Kg dry	26.6	1.32	101		75-125	2.22	35	
Thallium	22.7	2.7	mg/Kg dry	26.6	ND	85.4		75-125	1.20	35	
Vanadium	45.1	1.1	mg/Kg dry	26.6	18.8	99.0		75-125	3.76	35	
Zinc	411	1.1	mg/Kg dry	26.6	446	**-132**	*	75-125	**105**	* 35	MS-19
Batch B043561 - SW-846 3050B											
Blank (B043561-BLK1)				Prepared: 12/28/11 Analyzed: 12/30/11							
Antimony	ND	2.5	mg/Kg wet								
Arsenic	ND	2.5	mg/Kg wet								
Barium	ND	2.5	mg/Kg wet								
Beryllium	ND	0.25	mg/Kg wet								
Cadmium	ND	0.25	mg/Kg wet								
Chromium	ND	0.50	mg/Kg wet								
Copper	ND	0.50	mg/Kg wet								
Lead	ND	0.75	mg/Kg wet								
Nickel	ND	0.50	mg/Kg wet								
Selenium	ND	5.0	mg/Kg wet								
Silver	ND	0.50	mg/Kg wet								
Thallium	ND	2.5	mg/Kg wet								
Vanadium	ND	1.0	mg/Kg wet								
Zinc	ND	1.0	mg/Kg wet								

con-test® ANALYTICAL LABORATORY

39 Spruce Street * East Longmeadow, MA 01028 * FAX 413/525-6405 * TEL. 413/525-2332

QUALITY CONTROL

Metals Analyses (Total) - Quality Control

Analyte	Result	Reporting Limit	Units	Spike Level	Source Result	%REC	%REC Limits	RPD	RPD Limit	Notes
Batch B043561 - SW-846 3050B										
LCS (B043561-BS1)				Prepared: 12/28/11 Analyzed: 12/30/11						
Antimony	123	5.0	mg/Kg wet	106		116	30-219			
Arsenic	113	5.0	mg/Kg wet	109		104	83.2-117.4			
Barium	216	5.0	mg/Kg wet	206		105	83.1-116.9			
Beryllium	95.1	0.50	mg/Kg wet	88.2		108	83.7-116.2			
Cadmium	84.2	0.50	mg/Kg wet	80.2		105	80.7-119.1			
Chromium	124	1.0	mg/Kg wet	117		106	80.6-119.9			
Copper	123	1.0	mg/Kg wet	117		105	83.8-116.2			
Lead	76.8	1.5	mg/Kg wet	76.2		101	70.7-129			
Nickel	73.5	1.0	mg/Kg wet	71.2		103	81.2-118.3			
Selenium	136	10	mg/Kg wet	127		107	79.2-120.3			
Silver	43.5	1.0	mg/Kg wet	41.0		106	66.3-133.7			
Thallium	271	5.0	mg/Kg wet	266		102	77.8-121.6			
Vanadium	93.9	2.0	mg/Kg wet	86.1		109	76.8-123.6			
Zinc	283	2.0	mg/Kg wet	280		101	81.9-117.7			
LCS (B043561-BS2)				Prepared: 12/28/11 Analyzed: 12/30/11						
Lead	0.764	0.74	mg/Kg wet	0.736		104	80-120			
LCS Dup (B043561-BSD1)				Prepared: 12/28/11 Analyzed: 12/30/11						
Antimony	120	5.0	mg/Kg wet	106		114	30-219	2.06	30	
Arsenic	114	5.0	mg/Kg wet	109		104	83.2-117.4	0.344	30	
Barium	212	5.0	mg/Kg wet	206		103	83.1-116.9	2.09	30	
Beryllium	98.0	0.50	mg/Kg wet	88.2		111	83.7-116.2	2.98	30	
Cadmium	83.0	0.50	mg/Kg wet	80.2		104	80.7-119.1	1.38	30	
Chromium	124	1.0	mg/Kg wet	117		106	80.6-119.9	0.460	30	
Copper	122	1.0	mg/Kg wet	117		104	83.8-116.2	1.16	30	
Lead	76.1	1.5	mg/Kg wet	76.2		99.8	70.7-129	0.977	30	
Nickel	74.3	1.0	mg/Kg wet	71.2		104	81.2-118.3	1.04	30	
Selenium	130	10	mg/Kg wet	127		102	79.2-120.3	4.83	30	
Silver	43.3	1.0	mg/Kg wet	41.0		106	66.3-133.7	0.476	30	
Thallium	267	5.0	mg/Kg wet	266		100	77.8-121.6	1.51	30	
Vanadium	91.5	2.0	mg/Kg wet	86.1		106	76.8-123.6	2.67	30	
Zinc	279	2.0	mg/Kg wet	280		99.5	81.9-117.7	1.65	30	
Batch B043573 - SW-846 7471										
Blank (B043573-BLK1)				Prepared: 12/28/11 Analyzed: 12/29/11						
Mercury	ND	0.025	mg/Kg							
LCS (B043573-BS1)				Prepared: 12/28/11 Analyzed: 12/29/11						
Mercury	3.69	0.32	mg/Kg	3.73		99.0	68.6-131			

con-test® ANALYTICAL LABORATORY

39 Spruce Street * East Longmeadow, MA 01028 * FAX 413/525-6405 * TEL. 413/525-2332

QUALITY CONTROL

Metals Analyses (Total) - Quality Control

Analyte	Result	Reporting Limit	Units	Spike Level	Source Result	%REC		%REC Limits	RPD	RPD Limit	Notes
Batch B043573 - SW-846 7471											
LCS Dup (B043573-BSD1)				Prepared: 12/28/11	Analyzed: 12/29/11						
Mercury	3.46	0.35	mg/Kg	3.73		92.7		68.6-131	6.52	30	
Batch B043610 - SW-846 7471											
Blank (B043610-BLK1)				Prepared: 12/29/11	Analyzed: 12/30/11						
Mercury	ND	0.025	mg/Kg wet								
LCS (B043610-BS1)				Prepared: 12/29/11	Analyzed: 12/30/11						
Mercury	5.79	0.36	mg/Kg wet	3.73		**155**	*	66-132			L-07
LCS Dup (B043610-BSD1)				Prepared: 12/29/11	Analyzed: 12/30/11						
Mercury	4.68	0.33	mg/Kg wet	3.73		125		66-132	21.2	30	
Duplicate (B043610-DUP1)	**Source: 11L0904-01**			Prepared: 12/29/11	Analyzed: 12/30/11						
Mercury	10.8	2.8	mg/Kg dry		11.8				8.85	35	
Matrix Spike (B043610-MS1)	**Source: 11L0904-01**			Prepared: 12/29/11	Analyzed: 12/30/11						
Mercury	13.5	2.7	mg/Kg dry	0.183	11.8	**962**	*	75-125			MS-19
Matrix Spike Dup (B043610-MSD1)	**Source: 11L0904-01**			Prepared: 12/29/11	Analyzed: 12/30/11						
Mercury	12.1	2.7	mg/Kg dry	0.183	11.8	**173**	*	75-125	11.3	35	MS-19
Batch B043733 - SW-846 3050B											
Blank (B043733-BLK1)				Prepared & Analyzed: 01/03/12							
Antimony	ND	2.5	mg/Kg wet								
Barium	ND	2.5	mg/Kg wet								
LCS (B043733-BS1)				Prepared & Analyzed: 01/03/12							
Antimony	113	5.0	mg/Kg wet	106		106		30-219			
Barium	203	5.0	mg/Kg wet	206		98.6		83.1-116.9			
LCS Dup (B043733-BSD1)				Prepared & Analyzed: 01/03/12							
Antimony	113	5.0	mg/Kg wet	106		106		30-219	0.0438	30	
Barium	207	5.0	mg/Kg wet	206		100		83.1-116.9	1.75	30	
Duplicate (B043733-DUP1)	**Source: 11L0904-01RE1**			Prepared & Analyzed: 01/03/12							
Antimony	11.9	2.7	mg/Kg dry		9.23				25.1	35	
Barium	93.4	2.7	mg/Kg dry		92.1				1.46	35	
Matrix Spike (B043733-MS1)	**Source: 11L0904-01RE1**			Prepared & Analyzed: 01/03/12							
Antimony	28.6	2.7	mg/Kg dry	27.4	9.23	**70.8**	*	75-125			MS-07A
Barium	160	2.7	mg/Kg dry	27.4	92.1	**246**	*	75-125			MS-22

con-test® ANALYTICAL LABORATORY

39 Spruce Street * East Longmeadow, MA 01028 * FAX 413/525-6405 * TEL. 413/525-2332

QUALITY CONTROL

Metals Analyses (Total) - Quality Control

Analyte	Result	Reporting Limit	Units	Spike Level	Source Result	%REC		%REC Limits	RPD	RPD Limit	Notes
Batch B043733 - SW-846 3050B											
Matrix Spike Dup (B043733-MSD1)		**Source: 11L0904-01RE1**		Prepared & Analyzed: 01/03/12							
Antimony	29.0	2.7	mg/Kg dry	27.1	9.23	**73.1**	*	75-125	1.35	35	MS-07A
Barium	114	2.7	mg/Kg dry	27.1	92.1	80.8		75-125	33.4	35	
Batch B043736 - SW-846 7471											
Blank (B043736-BLK1)				Prepared & Analyzed: 01/03/12							
Mercury	ND	0.025	mg/Kg wet								
LCS (B043736-BS1)				Prepared & Analyzed: 01/03/12							
Mercury	3.54	0.33	mg/Kg wet	3.73		94.8		66-132			
LCS Dup (B043736-BSD1)				Prepared & Analyzed: 01/03/12							
Mercury	4.03	0.32	mg/Kg wet	3.73		108		66-132	12.9	30	

39 Spruce Street * East Longmeadow, MA 01028 * FAX 413/525-6405 * TEL. 413/525-2332

QUALITY CONTROL

Conventional Chemistry Parameters by EPA/APHA/SW-846 Methods (Total) - Quality Control

Analyte	Result	Reporting Limit	Units	Spike Level	Source Result	%REC	%REC Limits	RPD	RPD Limit	Notes
Batch B043596 - % Solids										
Duplicate (B043596-DUP2)		**Source: 11L0904-04**		Prepared: 12/28/11 Analyzed: 12/30/11						
% Solids	87.5		% Wt		86.6			1.03	20	

con-test® ANALYTICAL LABORATORY

39 Spruce Street * East Longmeadow, MA 01028 * FAX 413/525-6405 * TEL. 413/525-2332

FLAG/QUALIFIER SUMMARY

*	QC result is outside of established limits.
†	Wide recovery limits established for difficult compound.
‡	Wide RPD limits established for difficult compound.
#	Data exceeded client recommended or regulatory level
	Percent recoveries and relative percent differences (RPDs) are determined by the software using values in the calculation which have not been rounded.
DL-04	Elevated reporting limit due to high concentration of an interfering analyte(s).
E	Reported result is estimated. Value reported over verified calibration range.
L-01	Laboratory fortified blank /laboratory control sample recovery outside of control limits. Data validation is not affected since all results are "not detected" for all samples in this batch for this compound and bias is on the high side.
L-03	Laboratory fortified blank/laboratory control sample recovery is outside of control limits. Reported value for this compound is likely to be biased on the low side.
L-07	Either laboratory fortified blank/laboratory control sample or duplicate recovery is outside of control limits, but the other is within limits. RPD between the two LFB/LCS results is within method specified criteria.
M-07	Result is serial dilution as per MA CAM/ CT RCP regulation.
MS-07	Matrix spike recovery is outside of control limits. Analysis is in control based on laboratory fortified blank recovery. Possiblity of sample matrix effects that lead to low bias for reported result or non-homogeneous sample aliquot cannot be eliminated.
MS-07A	Matrix spike and spike duplicate recovery is outside of control limits. Analysis is in control based on laboratory fortified blank recovery. Possiblity of matrix effects that lead to low bias or non-homogeneous sample aliquot cannot be eliminated.
MS-08	Matrix spike recovery outside of control limits. Possibility of sample matrix effects that lead to a low bias for reported result or non-homogeneous sample aliquots cannot be eliminated.
MS-12	Matrix spike recovery and matrix spike duplicate recovery outside of control limits. Possibility of sample matrix effects that lead to a high bias for reported result or non-homogeneous sample aliquots cannot be eliminated.
MS-19	Sample to spike ratio is greater than or equal to 4:1. Spiked amount is not representative of the native amount in the sample. Appropriate or meaningful recoveries cannot be calculated.
MS-22	Either matrix spike or MS duplicate is outside of control limits, but the other is within limits. RPD between the two MS/MSD results is within method specified criteria.
MS-23	Either matrix spike or MS duplicate is outside of control limits, but the other is within limits. RPD between the two MS/MSD results is outside of the method specified criteria. Reduced precision anticipated for any reported result for this compound.
MS-24	Either matrix spike or matrix spike duplicate is outside of control limits, but the other is within limits. Analysis is in control based on laboratory fortified blank recovery.
R-06	Matrix spike duplicate RPD is outside of control limits. Reduced precision is anticipated for reported result for this compound in this sample.
S-01	The surrogate recovery for this sample is not available due to sample dilution below the surrogate reporting limit required from high analyte concentration and/or matrix interferences.
S-19	Surrogate recovery is outside of control limits, matrix interference suspected. Reanalysis yielded similar surrogate non-conformance.
V-05	Continuing calibration did not meet method specifications and was biased on the low side for this compound. Increased uncertainty is associated with the reported value which is likely to be biased on the low side.
V-06	Continuing calibration did not meet method specifications and was biased on the high side for this compound. Increased uncertainty is associated with the reported value which is likely to be biased on the high side.
V-16	Response factor is less than method specified minimum acceptable value. Reduced precision and accuracy are associated with reported result.
V-20	Continuing calibration did not meet method specifications and was biased on the high side. Data validation is not affected since sample result was "not detected" for this compound.

con-test® ANALYTICAL LABORATORY

39 Spruce Street * East Longmeadow, MA 01028 * FAX 413/525-6405 * TEL. 413/525-2332

CERTIFICATIONS

Certified Analyses included in this Report

Analyte	Certifications
CTDEP ETPH in Soil	
CT ETPH	CT
EPA 245.1 in Water	
Mercury	CT,MA,NH,RI,NY,NC,ME
SW-846 6010C in Soil	
Antimony	CT,NH,NY,NC,ME
Arsenic	CT,NH,NY,ME,NC
Barium	CT,NH,NY,ME,NC
Beryllium	CT,NH,NY,ME,NC
Cadmium	CT,NH,NY,ME,NC
Chromium	CT,NH,NY,ME,NC
Copper	CT,NH,NY,ME,NC
Lead	CT,NH,NY,AIHA,ME,NC
Nickel	CT,NH,NY,ME,NC
Selenium	CT,NH,NY,ME,NC
Silver	CT,NH,NY,ME,NC
Thallium	CT,NH,NY,ME,NC
Vanadium	CT,NH,NY,ME,NC
Zinc	CT,NH,NY,ME,NC
SW-846 7470A in Water	
Mercury	CT,NH,NY,RI,NC,ME
SW-846 7471B in Product/Solid	
Mercury	CT,NH,NY,ME,NC
SW-846 7471B in Soil	
Mercury	CT,NH,NY,NC,ME
SW-846 8082A in Product/Solid	
Aroclor-1016	CT,NH,NY,NC,ME
Aroclor-1016 [2C]	CT,NH,NY,NC,ME
Aroclor-1221	CT,NH,NY,NC,ME
Aroclor-1221 [2C]	CT,NH,NY,NC,ME
Aroclor-1232	CT,NH,NY,NC,ME
Aroclor-1232 [2C]	CT,NH,NY,NC,ME
Aroclor-1242	CT,NH,NY,NC,ME
Aroclor-1242 [2C]	CT,NH,NY,NC,ME
Aroclor-1248	CT,NH,NY,NC,ME
Aroclor-1248 [2C]	CT,NH,NY,NC,ME
Aroclor-1254	CT,NH,NY,NC,ME
Aroclor-1254 [2C]	CT,NH,NY,NC,ME
Aroclor-1260	CT,NH,NY,NC,ME
Aroclor-1260 [2C]	CT,NH,NY,NC,ME
Aroclor-1262	NC
Aroclor-1262 [2C]	NC
Aroclor-1268	NC
Aroclor-1268 [2C]	NC
SW-846 8082A in Soil	

39 Spruce Street * East Longmeadow, MA 01028 * FAX 413/525-6405 * TEL. 413/525-2332

CERTIFICATIONS

Certified Analyses included in this Report

Analyte	Certifications
SW-846 8082A in Soil	
Aroclor-1016	CT,NH,NY,NC,ME
Aroclor-1016 [2C]	CT,NH,NY,NC,ME
Aroclor-1221	CT,NH,NY,NC,ME
Aroclor-1221 [2C]	CT,NH,NY,NC,ME
Aroclor-1232	CT,NH,NY,NC,ME
Aroclor-1232 [2C]	CT,NH,NY,NC,ME
Aroclor-1242	CT,NH,NY,NC,ME
Aroclor-1242 [2C]	CT,NH,NY,NC,ME
Aroclor-1248	CT,NH,NY,NC,ME
Aroclor-1248 [2C]	CT,NH,NY,NC,ME
Aroclor-1254	CT,NH,NY,NC,ME
Aroclor-1254 [2C]	CT,NH,NY,NC,ME
Aroclor-1260	CT,NH,NY,NC,ME
Aroclor-1260 [2C]	CT,NH,NY,NC,ME
Aroclor-1262	NC
Aroclor-1262 [2C]	NC
Aroclor-1268	NC
Aroclor-1268 [2C]	NC
SW-846 8260C in Soil	
Acetone	CT,NH,NY,ME
Acetone	CT,NH,NY,ME
Acrylonitrile	CT,NH,NY,ME
Acrylonitrile	CT,NH,NY,ME
Benzene	CT,NH,NY,ME
Benzene	CT,NH,NY,ME
Bromobenzene	NH,NY,ME
Bromobenzene	NH,NY,ME
Bromodichloromethane	CT,NH,NY,ME
Bromodichloromethane	CT,NH,NY,ME
Bromoform	CT,NH,NY,ME
Bromoform	CT,NH,NY,ME
Bromomethane	CT,NH,NY,ME
Bromomethane	CT,NH,NY,ME
2-Butanone (MEK)	CT,NH,NY,ME
2-Butanone (MEK)	CT,NH,NY,ME
n-Butylbenzene	CT,NH,NY,ME
n-Butylbenzene	CT,NH,NY,ME
sec-Butylbenzene	CT,NH,NY,ME
sec-Butylbenzene	CT,NH,NY,ME
tert-Butylbenzene	CT,NH,NY,ME
tert-Butylbenzene	CT,NH,NY,ME
Carbon Disulfide	CT,NH,NY,ME
Carbon Disulfide	CT,NH,NY,ME
Carbon Tetrachloride	CT,NH,NY,ME
Carbon Tetrachloride	CT,NH,NY,ME
Chlorobenzene	CT,NH,NY,ME

con-test® ANALYTICAL LABORATORY

39 Spruce Street * East Longmeadow, MA 01028 * FAX 413/525-6405 * TEL. 413/525-2332

CERTIFICATIONS

Certified Analyses included in this Report

Analyte	Certifications
SW-846 8260C in Soil	
Chlorobenzene	CT,NH,NY,ME
Chlorodibromomethane	CT,NH,NY,ME
Chlorodibromomethane	CT,NH,NY,ME
Chloroethane	CT,NH,NY,ME
Chloroethane	CT,NH,NY,ME
Chloroform	CT,NH,NY,ME
Chloroform	CT,NH,NY,ME
Chloromethane	CT,NH,NY,ME
Chloromethane	CT,NH,NY,ME
2-Chlorotoluene	CT,NH,NY,ME
2-Chlorotoluene	CT,NH,NY,ME
4-Chlorotoluene	CT,NH,NY,ME
4-Chlorotoluene	CT,NH,NY,ME
Dibromomethane	NH,NY,ME
Dibromomethane	NH,NY,ME
1,2-Dichlorobenzene	CT,NH,NY,ME
1,2-Dichlorobenzene	CT,NH,NY,ME
1,3-Dichlorobenzene	CT,NH,NY,ME
1,3-Dichlorobenzene	CT,NH,NY,ME
1,4-Dichlorobenzene	CT,NH,NY,ME
1,4-Dichlorobenzene	CT,NH,NY,ME
Dichlorodifluoromethane (Freon 12)	NY,ME
Dichlorodifluoromethane (Freon 12)	NY,ME
1,1-Dichloroethane	CT,NH,NY,ME
1,1-Dichloroethane	CT,NH,NY,ME
1,2-Dichloroethane	CT,NH,NY,ME
1,2-Dichloroethane	CT,NH,NY,ME
1,1-Dichloroethylene	CT,NH,NY,ME
1,1-Dichloroethylene	CT,NH,NY,ME
cis-1,2-Dichloroethylene	CT,NH,NY,ME
cis-1,2-Dichloroethylene	CT,NH,NY,ME
trans-1,2-Dichloroethylene	CT,NH,NY,ME
trans-1,2-Dichloroethylene	CT,NH,NY,ME
1,2-Dichloropropane	CT,NH,NY,ME
1,2-Dichloropropane	CT,NH,NY,ME
1,3-Dichloropropane	NH,NY,ME
1,3-Dichloropropane	NH,NY,ME
2,2-Dichloropropane	NH,NY,ME
2,2-Dichloropropane	NH,NY,ME
1,1-Dichloropropene	NH,NY,ME
1,1-Dichloropropene	NH,NY,ME
cis-1,3-Dichloropropene	CT,NH,NY,ME
cis-1,3-Dichloropropene	CT,NH,NY,ME
trans-1,3-Dichloropropene	CT,NH,NY,ME
trans-1,3-Dichloropropene	CT,NH,NY,ME
Ethylbenzene	CT,NH,NY,ME
Ethylbenzene	CT,NH,NY,ME

39 Spruce Street * East Longmeadow, MA 01028 * FAX 413/525-6405 * TEL. 413/525-2332

CERTIFICATIONS

Certified Analyses included in this Report

Analyte	Certifications
SW-846 8260C in Soil	
Hexachlorobutadiene	NH,NY,ME
Hexachlorobutadiene	NH,NY,ME
2-Hexanone (MBK)	CT,NH,NY,ME
2-Hexanone (MBK)	CT,NH,NY,ME
Isopropylbenzene (Cumene)	CT,NH,NY,ME
Isopropylbenzene (Cumene)	CT,NH,NY,ME
Methylene Chloride	CT,NH,NY,ME
Methylene Chloride	CT,NH,NY,ME
4-Methyl-2-pentanone (MIBK)	CT,NH,NY
4-Methyl-2-pentanone (MIBK)	CT,NH,NY
Naphthalene	NH,NY,ME
Naphthalene	NH,NY,ME
Styrene	CT,NH,NY,ME
Styrene	CT,NH,NY,ME
1,1,1,2-Tetrachloroethane	CT,NH,NY,ME
1,1,1,2-Tetrachloroethane	CT,NH,NY,ME
1,1,2,2-Tetrachloroethane	CT,NH,NY,ME
1,1,2,2-Tetrachloroethane	CT,NH,NY,ME
Tetrachloroethylene	CT,NH,NY,ME
Tetrachloroethylene	CT,NH,NY,ME
Toluene	CT,NH,NY,ME
Toluene	CT,NH,NY,ME
1,2,4-Trichlorobenzene	NH,NY,ME
1,2,4-Trichlorobenzene	NH,NY,ME
1,1,1-Trichloroethane	CT,NH,NY,ME
1,1,1-Trichloroethane	CT,NH,NY,ME
1,1,2-Trichloroethane	CT,NH,NY,ME
1,1,2-Trichloroethane	CT,NH,NY,ME
Trichloroethylene	CT,NH,NY,ME
Trichloroethylene	CT,NH,NY,ME
Trichlorofluoromethane (Freon 11)	CT,NH,NY,ME
Trichlorofluoromethane (Freon 11)	CT,NH,NY,ME
1,2,3-Trichloropropane	NH,NY,ME
1,2,3-Trichloropropane	NH,NY,ME
1,2,4-Trimethylbenzene	CT,NH,NY,ME
1,2,4-Trimethylbenzene	CT,NH,NY,ME
1,3,5-Trimethylbenzene	CT,NH,NY,ME
1,3,5-Trimethylbenzene	CT,NH,NY,ME
Vinyl Chloride	CT,NH,NY,ME
Vinyl Chloride	CT,NH,NY,ME
m+p Xylene	CT,NH,NY,ME
m+p Xylene	CT,NH,NY,ME
o-Xylene	CT,NH,NY,ME
o-Xylene	CT,NH,NY,ME
SW-846 8270D in Product/Solid	
Acenaphthene	CT,NY,NH,ME,NC

39 Spruce Street * East Longmeadow, MA 01028 * FAX 413/525-6405 * TEL. 413/525-2332

CERTIFICATIONS

Certified Analyses included in this Report

Analyte	Certifications
SW-846 8270D in Product/Solid	
Acenaphthylene	CT,NY,NH,ME,NC
Anthracene	CT,NY,NH,ME,NC
Benzo(a)anthracene	CT,NY,NH,ME,NC
Benzo(a)pyrene	CT,NY,NH,ME,NC
Benzo(b)fluoranthene	CT,NY,NH,ME,NC
Benzo(g,h,i)perylene	CT,NY,NH,ME,NC
Benzo(k)fluoranthene	CT,NY,NH,ME,NC
Chrysene	CT,NY,NH,ME,NC
Dibenz(a,h)anthracene	CT,NY,NH,ME,NC
Fluoranthene	CT,NY,NH,ME,NC
Fluorene	CT,NY,NH,ME,NC
Indeno(1,2,3-cd)pyrene	CT,NY,NH,ME,NC
2-Methylnaphthalene	CT,NY,NH,ME,NC
Naphthalene	CT,NY,NH,ME,NC
Phenanthrene	CT,NY,NH,ME,NC
Pyrene	CT,NY,NH,ME,NC
SW-846 8270D in Soil	
Acenaphthene	CT,NY,NH,ME,NC
Acenaphthylene	CT,NY,NH,ME,NC
Anthracene	CT,NY,NH,ME,NC
Benzo(a)anthracene	CT,NY,NH,ME,NC
Benzo(a)pyrene	CT,NY,NH,ME,NC
Benzo(b)fluoranthene	CT,NY,NH,ME,NC
Benzo(g,h,i)perylene	CT,NY,NH,ME,NC
Benzo(k)fluoranthene	CT,NY,NH,ME,NC
Chrysene	CT,NY,NH,ME,NC
Dibenz(a,h)anthracene	CT,NY,NH,ME,NC
Fluoranthene	CT,NY,NH,ME,NC
Fluorene	CT,NY,NH,ME,NC
Indeno(1,2,3-cd)pyrene	CT,NY,NH,ME,NC
2-Methylnaphthalene	CT,NY,NH,ME,NC
Naphthalene	CT,NY,NH,ME,NC
Phenanthrene	CT,NY,NH,ME,NC
Pyrene	CT,NY,NH,ME,NC

39 Spruce Street * East Longmeadow, MA 01028 * FAX 413/525-6405 * TEL. 413/525-2332

The CON-TEST Environmental Laboratory operates under the following certifications and accreditations:

Code	Description	Number	Expires
AIHA	AIHA-LAP, LLC	100033	01/1/2012
MA	Massachusetts DEP	M-MA100	06/30/2012
CT	Connecticut Department of Publilc Health	PH-0567	09/30/2013
NY	New York State Department of Health	10899 NELAP	04/1/2012
NH	New Hampshire Environmental Lab	2516 NELAP	02/5/2012
RI	Rhode Island Department of Health	LAO00112	12/30/2012
NC	North Carolina Div. of Water Quality	652	12/31/2012
NJ	New Jersey DEP	MA007 NELAP	06/30/2012
FL	Florida Department of Health	E871027 NELAP	06/30/2012
VT	Vermont Department of Health Lead Laboratory	LL015036	07/30/2012
WA	State of Washington Department of Ecology	C2065	02/23/2012
ME	State of Maine	2011028	06/9/2013

con-test® ANALYTICAL LABORATORY
Phone: 413-525-2332
Fax: 413-525-6405
Email: info@contestlabs.com
www.contestlabs.com

CHAIN OF CUSTODY RECORD

39 Spruce Street
East longmeadow, MA 01028

Page 1 of 2

11L0904

Company Name: VHB
Address: 54 TURTLE PLACE, MIDDLETOWN, CT
Attention: PHIL RIDEL
Project Location: 25 SKINNER STREET
Sampled By: PMR

Telephone: 860 632-1500
Project #: 41770
Client PO#: 41770

DATA DELIVERY (check all that apply): ○ FAX ○ EMAIL ☒ WEBSITE
Fax #:
Email: PRIDEL@VHB.COM
Format: ☒ PDF ☒ EXCEL ○ GIS ○ OTHER ○ "Enhanced Data Package"

Project Proposal Provided? (for billing purposes) ☒ yes 10/27/11 proposal date

ANALYSIS REQUESTED

Con-Test Lab ID (laboratory use only)	Client Sample ID / Description	Collection Beginning Date/Time	Collection Ending Date/Time	Composite	Grab	*Matrix Code	Conc Code	VOCs	ETPH	PAH SIM 8270 BW	CT RSR 15 METALS	PCBs	# of Containers	** Preservation	***Container Code
01	B-110 2' *	12/22/11	8:00		X	S	U	X	X	X	X	X			
02	B-110 2' DUP		8:30		X	S	U	X	X	X	X	X			
03	TRIP BLANK		—		X	—	—	X							
04	B-111 2'		9:30		X	S	U	X	X	X	X	X			
05	B-112		10:30		X	S	U	X	X	X	X	X			
06	B-113 2'		11:15		X	S	U	X	X	X	X	X			
07	B-114		12:00		X	S	U	X	X	X	X	X			
08	B-119 1.5'		12:30		X	S	U	X	X	X	X	X			
09	B-120 2'		1:00		X	S	U	X	X	X	X	X			
10	B-118		1:30		X	S	U	X	X	X	X				

Comments: * PLEASE COMPLETE SS-MS + SS-MSD ON B-110 2'

Please use the following codes to let Con-Test know if a specific sample may be high in concentration in Matrix/Conc. Code Box:
H - High; M - Medium; L - Low; C - Clean; U - Unknown

Dissolved Metals: ○ Field Filtered ○ Lab to Filter

***Cont. Code:
A=amber glass
G=glass
P=plastic
ST=sterile
V= vial
S=summa can
T=tedlar bag
O=Other

**Preservation
I = Iced
H = HCL
M = Methanol
N = Nitric Acid
S = Sulfuric Acid
B = Sodium bisulfate
X = Na hydroxide
T = Na thiosulfate
O = Other_____

*Matrix Code:
GW= groundwater
WW= wastewater
DW= drinking water
A = air
S = soil/solid
SL = sludge
O = other_____

Relinquished by: (signature)	Date/Time: 12/22/11 3:00
Received by: (signature) Paul Racicot	Date/Time: 12/23/11 10:04
Relinquished by: (signature) Paul Racicot	Date/Time: 12/23/11 14:05
Received by: (signature) 3.6°C C. Claughton Legall	Date/Time: 12/23/11 14:05

Turnaround ††
☒ 7-Day
☐ 10-Day
☐ Other ____
RUSH †
☐ †24-Hr ☐ †48-Hr
☐ †72-Hr ☐ †4-Day
† Require lab approval

Detection Limit Requirements
Massachusetts:
Connecticut: CT RSR GA-ARLA
Other:

Is your project MCP or RCP ?
○ MCP Analytical Certification Form Required
☒ RCP Analysis Certification Form Required
○ MA State DW Form Required PWSID # _____

ACCREDITED IN ACCORDANCE WITH nelac
AIHA

NELAC & AIHA Certified
WBE/DBE Certified

†† TURNAROUND TIME (business days) STARTS AT 9:00 A.M. THE DAY AFTER SAMPLE RECEIPT UNLESS THERE ARE QUESTIONS ON YOUR CHAIN. IF THIS FORM IS NOT FILLED OUT COMPLETELY OR IS INCORRECT, TURNAROUND TIME WILL NOT START UNTIL ALL QUESTIONS ARE ANSWERED.

PLEASE BE CAREFUL NOT TO CONTAMINATE THIS DOCUMENT

CHAIN OF CUSTODY RECORD

con-test® ANALYTICAL LABORATORY
Phone: 413-525-2332
Fax: 413-525-6405
Email: info@contestlabs.com
www.contestlabs.com
39 Spruce Street
East longmeadow, MA 01028

Page 2 of 2

Company Name: VHB
Address: 54 NUTLE PLACE
MIDDLETOWN, CT
Attention: PHIL RIOEL
Project Location: 25 SKINNER STREET
Sampled By: PMR

Telephone: 860 632 1500
Project #: 41770
Client PO#: 41770

DATA DELIVERY (check all that apply)
O FAX O EMAIL X WEBSITE
Fax #
Email: PRIOEL@VHB.com
Format: X PDF X EXCEL O GIS
O OTHER
O "Enhanced Data Package"

Project Proposal Provided? (for billing purposes)
X yes 10/27/11 proposal date

ANALYSIS REQUESTED

Con-Test Lab ID (laboratory use only)	Client Sample ID / Description	Collection Beginning Date/Time	Collection Ending Date/Time	Composite	Grab	*Matrix Code	Conc Code	VOCs	ETPH	PAH SIM 8270 BJ	CT RSR METALS 15	PCBs	ASBESTOS						
11	VOID SLUDGE	12/22/11	2:00		X	S	U	X	X	X	X	X							
12	DRUM CONTENTS	"	3:00	X		S	U	X	X	X	X	X	X						

# of Containers
** Preservation
***Container Code

Dissolved Metals
O Field Filtered
O Lab to Filter

***Cont. Code:
A=amber glass
G=glass
P=plastic
ST=sterile
V= vial
S=summa can
T=tedlar bag
O=Other

**Preservation
I = Iced
H = HCL
M = Methanol
N = Nitric Acid
S = Sulfuric Acid
B = Sodium bisulfate
X = Na hydroxide
T = Na thiosulfate
O = Other_____

*Matrix Code:
GW= groundwater
WW= wastewater
DW= drinking water
A = air
S = soil/solid
SL = sludge
O = other_____

Comments:

Please use the following codes to let Con-Test know if a specific sample may be high in concentration in Matrix/Conc. Code Box:
H - High; M - Medium; L - Low; C - Clean; U - Unknown

Relinquished by: (signature)	Date/Time: 12/22/11 3:00
Received by: (signature) Paul Rauert	Date/Time: 12/23/11 10:04
Relinquished by: (signature) Paul Rauert	Date/Time: 12/23/11 14:05
Received by: (signature) 3.6°C C. Claudy-Hazell	Date/Time: 12/23/11 14:05

Turnaround ††
X 7-Day
O 10-Day
O Other ____
RUSH †
O †24-Hr O †48-Hr
O †72-Hr O †4-Day
† Require lab approval

Detection Limit Requirements
Massachusetts:
Connecticut: CT RSR
GA - APH
Other:

Is your project MCP or RCP ?
O MCP Analytical Certification Form Required
X RCP Analysis Certification Form Required
O MA State DW Form Required PWSID # _____

ACCREDITED IN ACCORDANCE WITH nelac
ACCREDITED LABORATORY AIHA Environmental Lead & Industrial Hygiene

NELAC & AIHA Certified
WBE/DBE Certified

†† TURNAROUND TIME (business days) STARTS AT 9:00 A.M. THE DAY AFTER SAMPLE RECEIPT UNLESS THERE ARE QUESTIONS ON YOUR CHAIN. IF THIS FORM IS NOT FILLED OUT COMPLETELY OR IS INCORRECT, TURNAROUND TIME WILL NOT START UNTIL ALL QUESTIONS ARE ANSWERED.

PLEASE BE CAREFUL NOT TO CONTAMINATE THIS DOCUMENT

39 Spruce St.
East Longmeadow, MA. 01028
P: 413-525-2332
F: 413-525-6405
www.contestlabs.com

con-test® ANALYTICAL LABORATORY



Sample Receipt Checklist

CLIENT NAME: VHB **RECEIVED BY:** C.C-S **DATE:** 12/23/11

1) Was the chain(s) of custody relinquished and signed? Yes No No CoC Included

2) Does the chain agree with the samples? Yes No

If not, explain:

3) Are all the samples in good condition? Yes No

If not, explain:

4) How were the samples received:

On Ice ☑ Direct from Sampling ☐ Ambient ☐ In Cooler(s) ☑

Were the samples received in Temperature Compliance of (2-6°C)? Yes No N/A

Temperature °C by Temp blank _____ Temperature °C by Temp gun 3.6°C

5) Are there Dissolved samples for the lab to filter? Yes No

Who was notified _____ Date _____ Time _____

6) Are there any RUSH or SHORT HOLDING TIME samples? Yes No

Who was notified _____ Date _____ Time _____

7) Location where samples are stored: 19

Permission to subcontract samples? Yes No
(Walk-in clients only) if not already approved
Client Signature: _____

Containers received at Con-Test

	# of containers		# of containers
1 Liter Amber		8 oz amber/clear jar	23
500 mL Amber		4 oz amber/clear jar	
250 mL Amber (8oz amber)		2 oz amber/clear jar	
1 Liter Plastic		Air Cassette	
500 mL Plastic		Hg/Hopcalite Tube	
250 mL plastic		Plastic Bag / Ziploc	
40 mL Vial - type listed below	42	PM 2.5 / PM 10	
Colisure / bacteria bottle		PUF Cartridge	
Dissolved Oxygen bottle		SOC Kit	
Encore		TO-17 Tubes	
Flashpoint bottle		Non-ConTest Container	
Perchlorate Kit		Other glass jar	
Other		Other	

Laboratory Comments:

40 mL vials: # HCl _____ # Methanol 14

Bisulfate 28 # DI Water _____

Thiosulfate _____ Unpreserved _____

Time and Date Frozen:

Do all samples have the proper Acid pH: Yes No N/A _____

Do all samples have the proper Base pH: Yes No N/A _____

Doc# 277

Rev. 1 May 20

CT ETPH MASS DISCRIMINATION CHECK

Date Acquired 12/30/2011 20:16
Data File Name B1230068.D
Sample Name ETPH 1500
Instrument Name GCFID2

Name	Ret Time	Target Response	Average Response	*%D +/- 20
n-Nonane	1.53	8436376	9086958	-7
n-Decane	2.22	8606747	9086958	-5
n-Dodecane	3.19	8732294	9086958	-4
n-Tetradecane	3.92	8852698	9086958	-3
n-Hexadecane	4.54	9098391	9086958	0
n-Octadecane	5.10	9248308	9086958	2
n-Eicosane	5.72	9286082	9086958	2
n-Docosane	6.48	9179912	9086958	1
n-Tetracosane	7.33	9508873	9086958	5
n-Hexacosane	8.14	9527510	9086958	5
n-Octacosane	8.88	9495555	9086958	4
n-Triacontane	9.57	9380929	9086958	3
n-Dotriacontane	10.21	9205104	9086958	1
n-Tetratriacontane	10.81	8967403	9086958	-1
n-Hexatriacontane	11.42	8778191	9086958	-3

*One compound allowed %D <= 50

Samples

11L0904-02@10X
11L0904-04@10X
11L0904-05@100X
11L0904-06
11L0904-07@10X
11L0904-08@10X
11L0904-09@10X
11L0904-10@5X
11L0904-11@100X
11L0908-05@5X
B043445-MS1
B043445-MSD1

CT ETPH MASS DISCRIMINATION CHECK

Date Acquired 1/4/2012 9:18
Data File Name B0104007.D
Sample Name ETPH 1500
Instrument Name GCFID2

Name	Ret Time	Target Response	Average Response	*%D +/- 20
n-Nonane	1.67	8782723	9382623	-6
n-Decane	2.30	9041605	9382623	-4
n-Dodecane	3.23	9264861	9382623	-1
n-Tetradecane	3.95	9460450	9382623	1
n-Hexadecane	4.57	9627915	9382623	3
n-Octadecane	5.12	9725260	9382623	4
n-Eicosane	5.75	9650597	9382623	3
n-Docosane	6.51	9421029	9382623	0
n-Tetracosane	7.36	9695707	9382623	3
n-Hexacosane	8.17	9664176	9382623	3
n-Octacosane	8.91	9586067	9382623	2
n-Triacontane	9.59	9490336	9382623	1
n-Dotriacontane	10.23	9313096	9382623	-1
n-Tetratriacontane	10.83	9105160	9382623	-3
n-Hexatriacontane	11.44	8910364	9382623	-5

*One compound allowed %D <= 50

Samples

11L0904-12@20X

REASONABLE CONFIDENCE PROTOCOL
LABORATORY ANALYSIS QA/QC CERTIFICATION FORM

Laboratory Name: Con-Test Analytical Laboratory

Client: Vanasse Hangen Brustlin, Inc. - CT

Project Location: 25 Skinner Street

Project Number: 11L0904

Laboratory Sample ID(s):

11L0904-01 thru 11L0904-12

Sample Date(s):

12/22/2011

List RCP Methods Used:

CTDEP ETPH, SW-846 6010C, SW-846 7471B, SW-846 8082A, SW-846 8260C, SW-846 8270D

1	For each analytical method referenced in this laboratory report package, were all specified QA/QC performance criteria followed, including the requirement to explain any criteria falling outside of acceptable guidelines, as specified in the CTDEP method-specific Reasonable Confidence Protocol documents?	☑ Yes ☐ No
1A	Were the method specified preservation and holding time requirements met?	☑ Yes ☐ No
1B	VPH and EPH Methods only: Was the VPH and EPH method conducted without significant modifications (see Section 11.3 of respective RCP methods)?	☐ Yes ☐ No ☑ N/A
2	Were all samples received by the laboratory in a condition consistent with that described on the associated chain-of-custody document(s)?	☑ Yes ☐ No
3	Were samples received at an appropriate temperature (< 6 degrees C.)?	☑ Yes ☐ No ☐ N/A
4	Were all QA/QC performance criteria specified in the CTDEP Reasonable Confidence Protocol documents achieved?	☐ Yes ☑ No
5A	Were reporting limits specified or referenced on the chain-of-custody?	☑ Yes ☐ No
5B	Were these reporting limits met?	☑ Yes ☐ No
6	For each analytical method referenced in this laboratory report package, were results reported for all constituents identified in the method-specific analyte lists presented in the Reasonable Confidence Protocol documents?	☐ Yes ☑ No
7	Are project-specific matrix spikes and laboratory duplicates included in this data set?	☑ Yes ☐ No

Notes: For all questions to which the response was "No" (with the exception of question #7), additional information must be provided in an attached narrative. If the answer to question #1, #1A, or #1B is "No", the data package does not meet the requirements for "Reasonable Confidence."
This form may not be altered and all questions must be answered.

I, the undersigned, attest under the pains and penalties of perjury that, to the best of my knowledge and belief and based upon my personal inquiry of those responsible for providing the information contained in this analytical report, such information is accurate and complete.

Authorized Signature: **Position:** **Laboratory Manager**

Printed Name: **Daren J. Damboragian** **Date:** **01/04/12**

Name of Laboratory: **Con-Test Analytical Laboratory**

This certification form is to be used for RCP methods only.

con-test® ANALYTICAL LABORATORY
39 Spruce Street * East Longmeadow, MA 01028 * FAX 413/525-6405 * TEL. 413/525-2332

December 30, 2011

Phil Rydel
Vanasse Hangen Brustlin, Inc. - CT
54 Tuttle Place
Middletown, CT 06457

Project Location: 25 Skinner Street
Client Job Number:
Project Number: 41770
Laboratory Work Order Number: 11L0859

Enclosed are results of analyses for samples received by the laboratory on December 22, 2011. If you have any questions concerning this report, please feel free to contact me.

Sincerely,

Holly L. Folsom
Project Manager

39 Spruce Street * East Longmeadow, MA 01028 * FAX 413/525-6405 * TEL. 413/525-2332

Vanasse Hangen Brustlin, Inc. - CT
54 Tuttle Place
Middletown, CT 06457
ATTN: Phil Rydel

REPORT DATE: 12/30/2011

PURCHASE ORDER NUMBER: 41770

PROJECT NUMBER: 41770

ANALYTICAL SUMMARY

WORK ORDER NUMBER: 11L0859

The results of analyses performed on the following samples submitted to the CON-TEST Analytical Laboratory are found in this report.

PROJECT LOCATION: 25 Skinner Street

FIELD SAMPLE #	LAB ID:	MATRIX	SAMPLE DESCRIPTION	TEST	SUB LAB
B-130 4ft	11L0859-01	Soil		CTDEP ETPH	
				SM 2540G	
				SW-846 6010C	
				SW-846 7471B	
				SW-846 8082A	
				SW-846 8260C	
				SW-846 8270D	
B-126 3ft	11L0859-02	Soil		CTDEP ETPH	
				SM 2540G	
				SW-846 6010C	
				SW-846 7471B	
				SW-846 8082A	
				SW-846 8260C	
				SW-846 8270D	
B-127 2ft	11L0859-03	Soil		CTDEP ETPH	
				SM 2540G	
				SW-846 6010C	
				SW-846 7471B	
				SW-846 8260C	
				SW-846 8270D	
B-128 2-4ft	11L0859-04	Soil		CTDEP ETPH	
				SM 2540G	
				SW-846 6010C	
				SW-846 7471B	
				SW-846 8260C	
				SW-846 8270D	
Trip Blank	11L0859-05	Trip Blank Soil		SW-846 8260C	
B-129 2ft	11L0859-06	Soil		CTDEP ETPH	
				SM 2540G	
				SW-846 6010C	
				SW-846 7471B	
				SW-846 8260C	
				SW-846 8270D	
B-117 2ft	11L0859-07	Soil		CTDEP ETPH	
				SM 2540G	
				SW-846 6010C	
				SW-846 7471B	
				SW-846 8260C	
				SW-846 8270D	

39 Spruce Street * East Longmeadow, MA 01028 * FAX 413/525-6405 * TEL. 413/525-2332

Vanasse Hangen Brustlin, Inc. - CT
54 Tuttle Place
Middletown, CT 06457
ATTN: Phil Rydel

REPORT DATE: 12/30/2011

PURCHASE ORDER NUMBER: 41770

PROJECT NUMBER: 41770

ANALYTICAL SUMMARY

WORK ORDER NUMBER: 11L0859

The results of analyses performed on the following samples submitted to the CON-TEST Analytical Laboratory are found in this report.

PROJECT LOCATION: 25 Skinner Street

FIELD SAMPLE #	LAB ID:	MATRIX	SAMPLE DESCRIPTION	TEST	SUB LAB
B-116/MW-3 2-4ft	11L0859-08	Soil		CTDEP ETPH	
				SM 2540G	
				SW-846 6010C	
				SW-846 7471B	
				SW-846 8260C	
				SW-846 8270D	
B-116/MW-3 2-4ft DUP	11L0859-09	Soil		CTDEP ETPH	
				SM 2540G	
				SW-846 6010C	
				SW-846 7471B	
				SW-846 8260C	
				SW-846 8270D	
B-115 2ft	11L0859-10	Soil		CTDEP ETPH	
				SM 2540G	
				SW-846 6010C	
				SW-846 7471B	
				SW-846 8260C	
				SW-846 8270D	
B-125 2ft	11L0859-11	Soil		CTDEP ETPH	
				SM 2540G	
				SW-846 6010C	
				SW-846 7471B	
				SW-846 8260C	
				SW-846 8270D	
B-109 2ft	11L0859-12	Soil		CTDEP ETPH	
				SM 2540G	
				SW-846 6010C	
				SW-846 7471B	
				SW-846 8082A	
				SW-846 8260C	
				SW-846 8270D	

39 Spruce Street * East Longmeadow, MA 01028 * FAX 413/525-6405 * TEL. 413/525-2332

CASE NARRATIVE SUMMARY

All reported results are within defined laboratory quality control objectives unless listed below or otherwise qualified in this report.

For method 8270, only PAH compounds were requested and reported.

39 Spruce Street * East Longmeadow, MA 01028 * FAX 413/525-6405 * TEL. 413/525-2332

CTDEP ETPH

Qualifications:

Either matrix spike or MS duplicate is outside of control limits, but the other is within limits. RPD between the two MS/MSD results is within method specified criteria.

Analyte & Samples(s) Qualified:

CT ETPH

B043535-MS1

The surrogate recovery for this sample is not available due to sample dilution below the surrogate reporting limit required from high analyte concentration and/or matrix interferences.

Analyte & Samples(s) Qualified:

o-Terphenyl

11L0859-01[B-130 4ft]

SW-846 6010C

Qualifications:

Elevated reporting limit due to high concentration of an interfering analyte(s).

Analyte & Samples(s) Qualified:

Thallium

11L0859-03[B-127 2ft]

Matrix spike recovery and matrix spike duplicate recovery outside of control limits. Possibility of sample matrix effects that lead to a low bias for reported result or non-homogeneous sample aliquots cannot be eliminated.

Analyte & Samples(s) Qualified:

Antimony

11L0859-04[B-128 2-4ft], B043374-MS1, B043374-MSD1

Either matrix spike or MS duplicate is outside of control limits, but the other is within limits. RPD between the two MS/MSD results is within method specified criteria.

Analyte & Samples(s) Qualified:

Lead

B043374-MSD1

SW-846 8260C

Qualifications:

Laboratory fortified blank /laboratory control sample recovery outside of control limits. Data validation is not affected since all results are "not detected" for all samples in this batch for this compound and bias is on the high side.

Analyte & Samples(s) Qualified:

1,1,2-Trichloro-1,2,2-trifluoroethane (Freon 113), 1,1-Dichloroethylene, Isopropylbenzene (Cumene), p-Isopropyltoluene (p-Cymene), sec-Butylbenzene, tert-Butylbenzene

B043478-BS1, B043427-BS1

Matrix spike and spike duplicate recovery is outside of control limits. Analysis is in control based on laboratory fortified blank recovery. Possiblity of matrix effects that lead to low bias or non-homogeneous sample aliquot cannot be eliminated.

Analyte & Samples(s) Qualified:

Acrylonitrile, Dichlorodifluoromethane (Freon 12), Naphthalene

11L0859-04[B-128 2-4ft], B043478-MS1, B043478-MSD1

Either matrix spike or MS duplicate is outside of control limits, but the other is within limits. RPD between the two MS/MSD results is outside of the method specified criteria. Reduced precision anticipated for any reported result for this compound.

Analyte & Samples(s) Qualified:

trans-1,4-Dichloro-2-butene

B043478-MSD1

Either matrix spike or matrix spike duplicate is outside of control limits, but the other is within limits. Analysis is in control based on laboratory fortified blank recovery.

Analyte & Samples(s) Qualified:

2,2-Dichloropropane, 2-Hexanone (MBK), Chloromethane, Isopropylbenzene (Cumene), Methylene Chloride

B043478-MSD1, B043478-MS1

Matrix spike duplicate RPD is outside of control limits. Reduced precision is anticipated for reported result for this compound in this sample.

Analyte & Samples(s) Qualified:

trans-1,4-Dichloro-2-butene

11L0859-04[B-128 2-4ft], B043478-MS1, B043478-MSD1

Continuing calibration did not meet method specifications and was biased on the low side for this compound. Increased uncertainty is associated with the reported value which is likely to be biased on the low side.

Analyte & Samples(s) Qualified:

1,2-Dibromo-3-chloropropane (DBCP), 2,2-Dichloropropane, Chloromethane, Dichlorodifluoromethane (Freon 12), Naphthalene, trans-1,4-Dichloro-2-butene

11L0859-04[B-128 2-4ft], B043478-BLK1, B043478-BS1, B043478-MS1, B043478-MSD1, 11L0859-01[B-130 4ft], 11L0859-02[B-126 3ft], 11L0859-03[B-127 2ft], 11L0859-05[Trip Blank], 11L0859-06[B-129 2ft], 11L0859-07[B-117 2ft], 11L0859-08[B-116/MW-3 2-4ft], 11L0859-09[B-116/MW-3 2-4ft DUP], 11L0859-10[B-115 2ft], 11L0859-11[B-125 2ft], 11L0859-12[B-109 2ft], B043427-BLK1, B043427-BS1

Response factor is less than method specified minimum acceptable value. Reduced precision and accuracy are associated with reported result.

Analyte & Samples(s) Qualified:

2-Butanone (MEK), Acetone, Acrylonitrile, Tetrahydrofuran

11L0859-01[B-130 4ft], 11L0859-02[B-126 3ft], 11L0859-03[B-127 2ft], 11L0859-04[B-128 2-4ft], 11L0859-05[Trip Blank], 11L0859-06[B-129 2ft], 11L0859-07[B-117 2ft], 11L0859-08[B-116/MW-3 2-4ft], 11L0859-09[B-116/MW-3 2-4ft DUP], 11L0859-10[B-115 2ft], 11L0859-11[B-125 2ft], 11L0859-12[B-109 2ft], B043427-BLK1, B043427-BS1, B043478-BLK1, B043478-BS1, B043478-MS1, B043478-MSD1

SW-846 8270D

Qualifications:

Reported result is estimated. Value reported over verified calibration range.

Analyte & Samples(s) Qualified:

Fluoranthene

11L0859-01[B-130 4ft]

Continuing calibration did not meet method specifications and was biased on the high side for this compound. Increased uncertainty is associated with the reported value which is likely to be biased on the high side.

Analyte & Samples(s) Qualified:

Pyrene

11L0859-03[B-127 2ft], 11L0859-04[B-128 2-4ft], 11L0859-07[B-117 2ft], B043537-BS1, B043537-BSD1

Continuing calibration did not meet method specifications and was biased on the high side. Data validation is not affected since sample result was "not detected" for this compound.

Analyte & Samples(s) Qualified:

Pyrene

11L0859-02[B-126 3ft], 11L0859-06[B-129 2ft], 11L0859-08[B-116/MW-3 2-4ft], 11L0859-10[B-115 2ft]

39 Spruce Street * East Longmeadow, MA 01028 * FAX 413/525-6405 * TEL. 413/525-2332

The results of analyses reported only relate to samples submitted to the Con-Test Analytical Laboratory for testing.
I certify that the analyses listed above, unless specifically listed as subcontracted, if any, were performed under my direction according to the approved methodologies listed in this document, and that based upon my inquiry of those individuuals immediately responsible for obtaining the information, the material contained in this report is, to the best of my knowledge and belief, accurate and complete.

Daren J. Damboragian
Laboratory Manager

con-test® ANALYTICAL LABORATORY

39 Spruce Street * East Longmeadow, MA 01028 * FAX 413/525-6405 * TEL. 413/525-2332

Project Location: 25 Skinner Street | Sample Description: | Work Order: 11L0859

Date Received: 12/22/2011

Field Sample #: B-130 4ft | Sampled: 12/21/2011 08:00

Sample ID: 11L0859-01

Sample Matrix: Soil

Volatile Organic Compounds by GC/MS

Analyte	Results	RL	Units	Dilution	Flag	Method	Date Prepared	Date/Time Analyzed	Analyst
Acetone	ND	0.075	mg/Kg dry	1	V-16	SW-846 8260C	12/26/11	12/26/11 14:02	MFF
Acrylonitrile	ND	0.0045	mg/Kg dry	1	V-16	SW-846 8260C	12/26/11	12/26/11 14:02	MFF
Benzene	ND	0.0015	mg/Kg dry	1		SW-846 8260C	12/26/11	12/26/11 14:02	MFF
Bromobenzene	ND	0.0015	mg/Kg dry	1		SW-846 8260C	12/26/11	12/26/11 14:02	MFF
Bromodichloromethane	ND	0.0015	mg/Kg dry	1		SW-846 8260C	12/26/11	12/26/11 14:02	MFF
Bromoform	ND	0.0015	mg/Kg dry	1		SW-846 8260C	12/26/11	12/26/11 14:02	MFF
Bromomethane	ND	0.0075	mg/Kg dry	1		SW-846 8260C	12/26/11	12/26/11 14:02	MFF
2-Butanone (MEK)	ND	0.030	mg/Kg dry	1	V-16	SW-846 8260C	12/26/11	12/26/11 14:02	MFF
n-Butylbenzene	ND	0.0015	mg/Kg dry	1		SW-846 8260C	12/26/11	12/26/11 14:02	MFF
sec-Butylbenzene	ND	0.0015	mg/Kg dry	1		SW-846 8260C	12/26/11	12/26/11 14:02	MFF
tert-Butylbenzene	ND	0.0015	mg/Kg dry	1		SW-846 8260C	12/26/11	12/26/11 14:02	MFF
Carbon Disulfide	ND	0.0045	mg/Kg dry	1		SW-846 8260C	12/26/11	12/26/11 14:02	MFF
Carbon Tetrachloride	ND	0.0015	mg/Kg dry	1		SW-846 8260C	12/26/11	12/26/11 14:02	MFF
Chlorobenzene	ND	0.0015	mg/Kg dry	1		SW-846 8260C	12/26/11	12/26/11 14:02	MFF
Chlorodibromomethane	ND	0.0015	mg/Kg dry	1		SW-846 8260C	12/26/11	12/26/11 14:02	MFF
Chloroethane	ND	0.015	mg/Kg dry	1		SW-846 8260C	12/26/11	12/26/11 14:02	MFF
Chloroform	ND	0.0030	mg/Kg dry	1		SW-846 8260C	12/26/11	12/26/11 14:02	MFF
Chloromethane	ND	0.0075	mg/Kg dry	1	V-05	SW-846 8260C	12/26/11	12/26/11 14:02	MFF
2-Chlorotoluene	ND	0.0015	mg/Kg dry	1		SW-846 8260C	12/26/11	12/26/11 14:02	MFF
4-Chlorotoluene	ND	0.0015	mg/Kg dry	1		SW-846 8260C	12/26/11	12/26/11 14:02	MFF
1,2-Dibromo-3-chloropropane (DBCP)	ND	0.0030	mg/Kg dry	1		SW-846 8260C	12/26/11	12/26/11 14:02	MFF
1,2-Dibromoethane (EDB)	ND	0.00075	mg/Kg dry	1		SW-846 8260C	12/26/11	12/26/11 14:02	MFF
Dibromomethane	ND	0.0015	mg/Kg dry	1		SW-846 8260C	12/26/11	12/26/11 14:02	MFF
1,2-Dichlorobenzene	ND	0.0015	mg/Kg dry	1		SW-846 8260C	12/26/11	12/26/11 14:02	MFF
1,3-Dichlorobenzene	ND	0.0015	mg/Kg dry	1		SW-846 8260C	12/26/11	12/26/11 14:02	MFF
1,4-Dichlorobenzene	ND	0.0015	mg/Kg dry	1		SW-846 8260C	12/26/11	12/26/11 14:02	MFF
trans-1,4-Dichloro-2-butene	ND	0.0030	mg/Kg dry	1		SW-846 8260C	12/26/11	12/26/11 14:02	MFF
Dichlorodifluoromethane (Freon 12)	ND	0.015	mg/Kg dry	1	V-05	SW-846 8260C	12/26/11	12/26/11 14:02	MFF
1,1-Dichloroethane	ND	0.0015	mg/Kg dry	1		SW-846 8260C	12/26/11	12/26/11 14:02	MFF
1,2-Dichloroethane	ND	0.0015	mg/Kg dry	1		SW-846 8260C	12/26/11	12/26/11 14:02	MFF
1,1-Dichloroethylene	ND	0.0030	mg/Kg dry	1		SW-846 8260C	12/26/11	12/26/11 14:02	MFF
cis-1,2-Dichloroethylene	ND	0.0015	mg/Kg dry	1		SW-846 8260C	12/26/11	12/26/11 14:02	MFF
trans-1,2-Dichloroethylene	ND	0.0015	mg/Kg dry	1		SW-846 8260C	12/26/11	12/26/11 14:02	MFF
1,2-Dichloropropane	ND	0.0015	mg/Kg dry	1		SW-846 8260C	12/26/11	12/26/11 14:02	MFF
1,3-Dichloropropane	ND	0.00075	mg/Kg dry	1		SW-846 8260C	12/26/11	12/26/11 14:02	MFF
2,2-Dichloropropane	ND	0.0015	mg/Kg dry	1		SW-846 8260C	12/26/11	12/26/11 14:02	MFF
1,1-Dichloropropene	ND	0.0015	mg/Kg dry	1		SW-846 8260C	12/26/11	12/26/11 14:02	MFF
cis-1,3-Dichloropropene	ND	0.00075	mg/Kg dry	1		SW-846 8260C	12/26/11	12/26/11 14:02	MFF
trans-1,3-Dichloropropene	ND	0.00075	mg/Kg dry	1		SW-846 8260C	12/26/11	12/26/11 14:02	MFF
Ethylbenzene	ND	0.0015	mg/Kg dry	1		SW-846 8260C	12/26/11	12/26/11 14:02	MFF
Hexachlorobutadiene	ND	0.0015	mg/Kg dry	1		SW-846 8260C	12/26/11	12/26/11 14:02	MFF
2-Hexanone (MBK)	ND	0.015	mg/Kg dry	1		SW-846 8260C	12/26/11	12/26/11 14:02	MFF
Isopropylbenzene (Cumene)	ND	0.0015	mg/Kg dry	1		SW-846 8260C	12/26/11	12/26/11 14:02	MFF

con-test® ANALYTICAL LABORATORY

39 Spruce Street * East Longmeadow, MA 01028 * FAX 413/525-6405 * TEL. 413/525-2332

Project Location: 25 Skinner Street | Sample Description: | Work Order: 11L0859

Date Received: 12/22/2011

Field Sample #: B-130 4ft | Sampled: 12/21/2011 08:00

Sample ID: 11L0859-01

Sample Matrix: Soil

Volatile Organic Compounds by GC/MS

Analyte	Results	RL	Units	Dilution	Flag	Method	Date Prepared	Date/Time Analyzed	Analyst
p-Isopropyltoluene (p-Cymene)	ND	0.0015	mg/Kg dry	1		SW-846 8260C	12/26/11	12/26/11 14:02	MFF
Methyl tert-Butyl Ether (MTBE)	ND	0.0030	mg/Kg dry	1		SW-846 8260C	12/26/11	12/26/11 14:02	MFF
Methylene Chloride	ND	0.015	mg/Kg dry	1		SW-846 8260C	12/26/11	12/26/11 14:02	MFF
4-Methyl-2-pentanone (MIBK)	ND	0.015	mg/Kg dry	1		SW-846 8260C	12/26/11	12/26/11 14:02	MFF
Naphthalene	ND	0.0030	mg/Kg dry	1		SW-846 8260C	12/26/11	12/26/11 14:02	MFF
n-Propylbenzene	ND	0.0015	mg/Kg dry	1		SW-846 8260C	12/26/11	12/26/11 14:02	MFF
Styrene	ND	0.0015	mg/Kg dry	1		SW-846 8260C	12/26/11	12/26/11 14:02	MFF
1,1,1,2-Tetrachloroethane	ND	0.0015	mg/Kg dry	1		SW-846 8260C	12/26/11	12/26/11 14:02	MFF
1,1,2,2-Tetrachloroethane	ND	0.00075	mg/Kg dry	1		SW-846 8260C	12/26/11	12/26/11 14:02	MFF
Tetrachloroethylene	ND	0.0015	mg/Kg dry	1		SW-846 8260C	12/26/11	12/26/11 14:02	MFF
Tetrahydrofuran	ND	0.0075	mg/Kg dry	1	V-16	SW-846 8260C	12/26/11	12/26/11 14:02	MFF
Toluene	ND	0.0015	mg/Kg dry	1		SW-846 8260C	12/26/11	12/26/11 14:02	MFF
1,2,3-Trichlorobenzene	ND	0.0015	mg/Kg dry	1		SW-846 8260C	12/26/11	12/26/11 14:02	MFF
1,2,4-Trichlorobenzene	ND	0.0015	mg/Kg dry	1		SW-846 8260C	12/26/11	12/26/11 14:02	MFF
1,1,1-Trichloroethane	ND	0.0015	mg/Kg dry	1		SW-846 8260C	12/26/11	12/26/11 14:02	MFF
1,1,2-Trichloroethane	ND	0.0015	mg/Kg dry	1		SW-846 8260C	12/26/11	12/26/11 14:02	MFF
Trichloroethylene	ND	0.0015	mg/Kg dry	1		SW-846 8260C	12/26/11	12/26/11 14:02	MFF
Trichlorofluoromethane (Freon 11)	ND	0.0075	mg/Kg dry	1		SW-846 8260C	12/26/11	12/26/11 14:02	MFF
1,2,3-Trichloropropane	ND	0.0015	mg/Kg dry	1		SW-846 8260C	12/26/11	12/26/11 14:02	MFF
1,1,2-Trichloro-1,2,2-trifluoroethane (Freon 113)	ND	0.0075	mg/Kg dry	1		SW-846 8260C	12/26/11	12/26/11 14:02	MFF
1,2,4-Trimethylbenzene	ND	0.0015	mg/Kg dry	1		SW-846 8260C	12/26/11	12/26/11 14:02	MFF
1,3,5-Trimethylbenzene	ND	0.0015	mg/Kg dry	1		SW-846 8260C	12/26/11	12/26/11 14:02	MFF
Vinyl Chloride	ND	0.0075	mg/Kg dry	1		SW-846 8260C	12/26/11	12/26/11 14:02	MFF
m+p Xylene	ND	0.0030	mg/Kg dry	1		SW-846 8260C	12/26/11	12/26/11 14:02	MFF
o-Xylene	ND	0.0015	mg/Kg dry	1		SW-846 8260C	12/26/11	12/26/11 14:02	MFF

Surrogates	% Recovery	Recovery Limits	Flag	
1,2-Dichloroethane-d4	88.1	70-130		12/26/11 14:02
Toluene-d8	103	70-130		12/26/11 14:02
4-Bromofluorobenzene	88.3	70-130		12/26/11 14:02

con-test® ANALYTICAL LABORATORY

39 Spruce Street * East Longmeadow, MA 01028 * FAX 413/525-6405 * TEL. 413/525-2332

Project Location: 25 Skinner Street | Sample Description: | Work Order: 11L0859

Date Received: 12/22/2011

Field Sample #: B-130 4ft | Sampled: 12/21/2011 08:00

Sample ID: 11L0859-01

Sample Matrix: Soil

Semivolatile Organic Compounds by GC/MS

Analyte	Results	RL	Units	Dilution	Flag	Method	Date Prepared	Date/Time Analyzed	Analyst
Acenaphthene	ND	0.96	mg/Kg dry	5		SW-846 8270D	12/28/11	12/29/11 12:46	CDT
Acenaphthene	ND	0.19	mg/Kg dry	1		SW-846 8270D	12/28/11	12/28/11 18:26	CDT
Acenaphthylene	0.50	0.19	mg/Kg dry	1		SW-846 8270D	12/28/11	12/28/11 18:26	CDT
Acenaphthylene	ND	0.96	mg/Kg dry	5		SW-846 8270D	12/28/11	12/29/11 12:46	CDT
Anthracene	0.38	0.19	mg/Kg dry	1		SW-846 8270D	12/28/11	12/28/11 18:26	CDT
Anthracene	ND	0.96	mg/Kg dry	5		SW-846 8270D	12/28/11	12/29/11 12:46	CDT
Benzo(a)anthracene	1.4	0.19	mg/Kg dry	1		SW-846 8270D	12/28/11	12/28/11 18:26	CDT
Benzo(a)anthracene	1.5	0.96	mg/Kg dry	5		SW-846 8270D	12/28/11	12/29/11 12:46	CDT
Benzo(a)pyrene	1.1	0.19	mg/Kg dry	1		SW-846 8270D	12/28/11	12/28/11 18:26	CDT
Benzo(a)pyrene	1.7	0.96	mg/Kg dry	5		SW-846 8270D	12/28/11	12/29/11 12:46	CDT
Benzo(b)fluoranthene	2.2	0.19	mg/Kg dry	1		SW-846 8270D	12/28/11	12/28/11 18:26	CDT
Benzo(b)fluoranthene	2.1	0.96	mg/Kg dry	5		SW-846 8270D	12/28/11	12/29/11 12:46	CDT
Benzo(g,h,i)perylene	0.70	0.19	mg/Kg dry	1		SW-846 8270D	12/28/11	12/28/11 18:26	CDT
Benzo(g,h,i)perylene	1.0	0.96	mg/Kg dry	5		SW-846 8270D	12/28/11	12/29/11 12:46	CDT
Benzo(k)fluoranthene	0.77	0.19	mg/Kg dry	1		SW-846 8270D	12/28/11	12/28/11 18:26	CDT
Benzo(k)fluoranthene	ND	0.96	mg/Kg dry	5		SW-846 8270D	12/28/11	12/29/11 12:46	CDT
Chrysene	1.5	0.19	mg/Kg dry	1		SW-846 8270D	12/28/11	12/28/11 18:26	CDT
Chrysene	1.9	0.96	mg/Kg dry	5		SW-846 8270D	12/28/11	12/29/11 12:46	CDT
Dibenz(a,h)anthracene	ND	0.96	mg/Kg dry	5		SW-846 8270D	12/28/11	12/29/11 12:46	CDT
Dibenz(a,h)anthracene	ND	0.19	mg/Kg dry	1		SW-846 8270D	12/28/11	12/28/11 18:26	CDT
Fluoranthene	4.9	0.19	mg/Kg dry	1	E	SW-846 8270D	12/28/11	12/28/11 18:26	CDT
Fluoranthene	3.3	0.96	mg/Kg dry	5		SW-846 8270D	12/28/11	12/29/11 12:46	CDT
Fluorene	ND	0.96	mg/Kg dry	5		SW-846 8270D	12/28/11	12/29/11 12:46	CDT
Fluorene	ND	0.19	mg/Kg dry	1		SW-846 8270D	12/28/11	12/28/11 18:26	CDT
Indeno(1,2,3-cd)pyrene	0.87	0.19	mg/Kg dry	1		SW-846 8270D	12/28/11	12/28/11 18:26	CDT
Indeno(1,2,3-cd)pyrene	1.3	0.96	mg/Kg dry	5		SW-846 8270D	12/28/11	12/29/11 12:46	CDT
2-Methylnaphthalene	ND	0.19	mg/Kg dry	1		SW-846 8270D	12/28/11	12/28/11 18:26	CDT
2-Methylnaphthalene	ND	0.96	mg/Kg dry	5		SW-846 8270D	12/28/11	12/29/11 12:46	CDT
Naphthalene	ND	0.19	mg/Kg dry	1		SW-846 8270D	12/28/11	12/28/11 18:26	CDT
Naphthalene	ND	0.96	mg/Kg dry	5		SW-846 8270D	12/28/11	12/29/11 12:46	CDT
Phenanthrene	1.7	0.19	mg/Kg dry	1		SW-846 8270D	12/28/11	12/28/11 18:26	CDT
Phenanthrene	2.1	0.96	mg/Kg dry	5		SW-846 8270D	12/28/11	12/29/11 12:46	CDT
Pyrene	3.7	0.19	mg/Kg dry	1		SW-846 8270D	12/28/11	12/28/11 18:26	CDT
Pyrene	3.5	0.96	mg/Kg dry	5		SW-846 8270D	12/28/11	12/29/11 12:46	CDT

Surrogates	% Recovery	Recovery Limits	Flag	
Nitrobenzene-d5	40.8	30-130		12/28/11 18:26
Nitrobenzene-d5	48.4	30-130		12/29/11 12:46
2-Fluorobiphenyl	48.6	30-130		12/28/11 18:26
2-Fluorobiphenyl	41.2	30-130		12/29/11 12:46
Terphenyl-d14	55.7	30-130		12/28/11 18:26
Terphenyl-d14	44.3	30-130		12/29/11 12:46

con-test® ANALYTICAL LABORATORY

39 Spruce Street * East Longmeadow, MA 01028 * FAX 413/525-6405 * TEL. 413/525-2332

Project Location: 25 Skinner Street | Sample Description: | Work Order: 11L0859

Date Received: 12/22/2011

Field Sample #: B-130 4ft | Sampled: 12/21/2011 08:00

Sample ID: 11L0859-01

Sample Matrix: Soil

Polychlorinated Biphenyls By GC/ECD

Analyte	Results	RL	Units	Dilution	Flag	Method	Date Prepared	Date/Time Analyzed	Analyst
Aroclor-1016 [1]	ND	0.11	mg/Kg dry	5		SW-846 8082A	12/22/11	12/28/11 12:50	JMB
Aroclor-1221 [1]	ND	0.11	mg/Kg dry	5		SW-846 8082A	12/22/11	12/28/11 12:50	JMB
Aroclor-1232 [1]	ND	0.11	mg/Kg dry	5		SW-846 8082A	12/22/11	12/28/11 12:50	JMB
Aroclor-1242 [1]	ND	0.11	mg/Kg dry	5		SW-846 8082A	12/22/11	12/28/11 12:50	JMB
Aroclor-1248 [1]	ND	0.11	mg/Kg dry	5		SW-846 8082A	12/22/11	12/28/11 12:50	JMB
Aroclor-1254 [1]	ND	0.11	mg/Kg dry	5		SW-846 8082A	12/22/11	12/28/11 12:50	JMB
Aroclor-1260 [1]	ND	0.11	mg/Kg dry	5		SW-846 8082A	12/22/11	12/28/11 12:50	JMB
Aroclor-1262 [1]	ND	0.11	mg/Kg dry	5		SW-846 8082A	12/22/11	12/28/11 12:50	JMB
Aroclor-1268 [1]	ND	0.11	mg/Kg dry	5		SW-846 8082A	12/22/11	12/28/11 12:50	JMB

Surrogates	% Recovery	Recovery Limits	Flag	
Decachlorobiphenyl [1]	93.0	30-150		12/28/11 12:50
Decachlorobiphenyl [2]	93.4	30-150		12/28/11 12:50
Tetrachloro-m-xylene [1]	100	30-150		12/28/11 12:50
Tetrachloro-m-xylene [2]	109	30-150		12/28/11 12:50

39 Spruce Street * East Longmeadow, MA 01028 * FAX 413/525-6405 * TEL. 413/525-2332

Project Location: 25 Skinner Street
Sample Description:
Work Order: 11L0859

Date Received: 12/22/2011

Field Sample #: B-130 4ft
Sampled: 12/21/2011 08:00

Sample ID: 11L0859-01

Sample Matrix: Soil

Petroleum Hydrocarbons Analyses

Analyte	Results	RL	Units	Dilution	Flag	Method	Date Prepared	Date/Time Analyzed	Analyst
CT ETPH	3200	1100	mg/Kg dry	50		CTDEP ETPH	12/28/11	12/29/11 13:50	SCS

Surrogates	% Recovery	Recovery Limits	Flag	
o-Terphenyl	*	50-150	S-01	12/29/11 13:50

con-test® ANALYTICAL LABORATORY

39 Spruce Street * East Longmeadow, MA 01028 * FAX 413/525-6405 * TEL. 413/525-2332

Project Location: 25 Skinner Street | Sample Description: | Work Order: 11L0859

Date Received: 12/22/2011

Field Sample #: B-130 4ft | Sampled: 12/21/2011 08:00

Sample ID: 11L0859-01

Sample Matrix: Soil

Metals Analyses (Total)

Analyte	Results	RL	Units	Dilution	Flag	Method	Date Prepared	Date/Time Analyzed	Analyst
Antimony	14	2.8	mg/Kg dry	1		SW-846 6010C	12/23/11	12/30/11 8:28	OP
Arsenic	ND	2.8	mg/Kg dry	1		SW-846 6010C	12/23/11	12/29/11 18:43	OP
Barium	69	2.8	mg/Kg dry	1		SW-846 6010C	12/23/11	12/29/11 18:43	OP
Beryllium	ND	0.28	mg/Kg dry	1		SW-846 6010C	12/23/11	12/29/11 16:54	OP
Cadmium	1.3	0.28	mg/Kg dry	1		SW-846 6010C	12/23/11	12/29/11 18:43	OP
Chromium	15	0.57	mg/Kg dry	1		SW-846 6010C	12/23/11	12/29/11 18:43	OP
Copper	500	0.57	mg/Kg dry	1		SW-846 6010C	12/23/11	12/29/11 18:43	OP
Lead	320	0.85	mg/Kg dry	1		SW-846 6010C	12/23/11	12/29/11 18:43	OP
Mercury	0.38	0.028	mg/Kg dry	1		SW-846 7471B	12/23/11	12/27/11 12:29	AMR
Nickel	39	0.57	mg/Kg dry	1		SW-846 6010C	12/23/11	12/29/11 18:43	OP
Selenium	ND	5.7	mg/Kg dry	1		SW-846 6010C	12/23/11	12/29/11 18:43	OP
Silver	0.64	0.57	mg/Kg dry	1		SW-846 6010C	12/23/11	12/29/11 18:43	OP
Thallium	ND	2.8	mg/Kg dry	1		SW-846 6010C	12/23/11	12/29/11 18:43	OP
Vanadium	22	1.1	mg/Kg dry	1		SW-846 6010C	12/23/11	12/29/11 18:43	OP
Zinc	780	1.1	mg/Kg dry	1		SW-846 6010C	12/23/11	12/29/11 18:43	OP

39 Spruce Street * East Longmeadow, MA 01028 * FAX 413/525-6405 * TEL. 413/525-2332

Project Location: 25 Skinner Street
Sample Description:
Work Order: 11L0859

Date Received: 12/22/2011

Field Sample #: B-130 4ft
Sampled: 12/21/2011 08:00

Sample ID: 11L0859-01

Sample Matrix: Soil

Conventional Chemistry Parameters by EPA/APHA/SW-846 Methods (Total)

Analyte	Results	RL	Units	Dilution	Flag	Method	Date Prepared	Date/Time Analyzed	Analyst
% Solids	87.5		% Wt	1		SM 2540G	12/28/11	12/29/11 12:04	SY

con-test® ANALYTICAL LABORATORY

39 Spruce Street * East Longmeadow, MA 01028 * FAX 413/525-6405 * TEL. 413/525-2332

Project Location: 25 Skinner Street | Sample Description: | Work Order: 11L0859

Date Received: 12/22/2011

Field Sample #: B-126 3ft | Sampled: 12/21/2011 08:45

Sample ID: 11L0859-02

Sample Matrix: Soil

Volatile Organic Compounds by GC/MS

Analyte	Results	RL	Units	Dilution	Flag	Method	Date Prepared	Date/Time Analyzed	Analyst
Acetone	ND	0.11	mg/Kg dry	1	V-16	SW-846 8260C	12/26/11	12/26/11 11:08	MFF
Acrylonitrile	ND	0.0067	mg/Kg dry	1	V-16	SW-846 8260C	12/26/11	12/26/11 11:08	MFF
Benzene	ND	0.0022	mg/Kg dry	1		SW-846 8260C	12/26/11	12/26/11 11:08	MFF
Bromobenzene	ND	0.0022	mg/Kg dry	1		SW-846 8260C	12/26/11	12/26/11 11:08	MFF
Bromodichloromethane	ND	0.0022	mg/Kg dry	1		SW-846 8260C	12/26/11	12/26/11 11:08	MFF
Bromoform	ND	0.0022	mg/Kg dry	1		SW-846 8260C	12/26/11	12/26/11 11:08	MFF
Bromomethane	ND	0.011	mg/Kg dry	1		SW-846 8260C	12/26/11	12/26/11 11:08	MFF
2-Butanone (MEK)	ND	0.044	mg/Kg dry	1	V-16	SW-846 8260C	12/26/11	12/26/11 11:08	MFF
n-Butylbenzene	ND	0.0022	mg/Kg dry	1		SW-846 8260C	12/26/11	12/26/11 11:08	MFF
sec-Butylbenzene	ND	0.0022	mg/Kg dry	1		SW-846 8260C	12/26/11	12/26/11 11:08	MFF
tert-Butylbenzene	ND	0.0022	mg/Kg dry	1		SW-846 8260C	12/26/11	12/26/11 11:08	MFF
Carbon Disulfide	ND	0.0067	mg/Kg dry	1		SW-846 8260C	12/26/11	12/26/11 11:08	MFF
Carbon Tetrachloride	ND	0.0022	mg/Kg dry	1		SW-846 8260C	12/26/11	12/26/11 11:08	MFF
Chlorobenzene	ND	0.0022	mg/Kg dry	1		SW-846 8260C	12/26/11	12/26/11 11:08	MFF
Chlorodibromomethane	ND	0.0022	mg/Kg dry	1		SW-846 8260C	12/26/11	12/26/11 11:08	MFF
Chloroethane	ND	0.022	mg/Kg dry	1		SW-846 8260C	12/26/11	12/26/11 11:08	MFF
Chloroform	ND	0.0044	mg/Kg dry	1		SW-846 8260C	12/26/11	12/26/11 11:08	MFF
Chloromethane	ND	0.011	mg/Kg dry	1	V-05	SW-846 8260C	12/26/11	12/26/11 11:08	MFF
2-Chlorotoluene	ND	0.0022	mg/Kg dry	1		SW-846 8260C	12/26/11	12/26/11 11:08	MFF
4-Chlorotoluene	ND	0.0022	mg/Kg dry	1		SW-846 8260C	12/26/11	12/26/11 11:08	MFF
1,2-Dibromo-3-chloropropane (DBCP)	ND	0.0044	mg/Kg dry	1		SW-846 8260C	12/26/11	12/26/11 11:08	MFF
1,2-Dibromoethane (EDB)	ND	0.0011	mg/Kg dry	1		SW-846 8260C	12/26/11	12/26/11 11:08	MFF
Dibromomethane	ND	0.0022	mg/Kg dry	1		SW-846 8260C	12/26/11	12/26/11 11:08	MFF
1,2-Dichlorobenzene	ND	0.0022	mg/Kg dry	1		SW-846 8260C	12/26/11	12/26/11 11:08	MFF
1,3-Dichlorobenzene	ND	0.0022	mg/Kg dry	1		SW-846 8260C	12/26/11	12/26/11 11:08	MFF
1,4-Dichlorobenzene	ND	0.0022	mg/Kg dry	1		SW-846 8260C	12/26/11	12/26/11 11:08	MFF
trans-1,4-Dichloro-2-butene	ND	0.0044	mg/Kg dry	1		SW-846 8260C	12/26/11	12/26/11 11:08	MFF
Dichlorodifluoromethane (Freon 12)	ND	0.022	mg/Kg dry	1	V-05	SW-846 8260C	12/26/11	12/26/11 11:08	MFF
1,1-Dichloroethane	ND	0.0022	mg/Kg dry	1		SW-846 8260C	12/26/11	12/26/11 11:08	MFF
1,2-Dichloroethane	ND	0.0022	mg/Kg dry	1		SW-846 8260C	12/26/11	12/26/11 11:08	MFF
1,1-Dichloroethylene	ND	0.0044	mg/Kg dry	1		SW-846 8260C	12/26/11	12/26/11 11:08	MFF
cis-1,2-Dichloroethylene	ND	0.0022	mg/Kg dry	1		SW-846 8260C	12/26/11	12/26/11 11:08	MFF
trans-1,2-Dichloroethylene	ND	0.0022	mg/Kg dry	1		SW-846 8260C	12/26/11	12/26/11 11:08	MFF
1,2-Dichloropropane	ND	0.0022	mg/Kg dry	1		SW-846 8260C	12/26/11	12/26/11 11:08	MFF
1,3-Dichloropropane	ND	0.0011	mg/Kg dry	1		SW-846 8260C	12/26/11	12/26/11 11:08	MFF
2,2-Dichloropropane	ND	0.0022	mg/Kg dry	1		SW-846 8260C	12/26/11	12/26/11 11:08	MFF
1,1-Dichloropropene	ND	0.0022	mg/Kg dry	1		SW-846 8260C	12/26/11	12/26/11 11:08	MFF
cis-1,3-Dichloropropene	ND	0.0011	mg/Kg dry	1		SW-846 8260C	12/26/11	12/26/11 11:08	MFF
trans-1,3-Dichloropropene	ND	0.0011	mg/Kg dry	1		SW-846 8260C	12/26/11	12/26/11 11:08	MFF
Ethylbenzene	ND	0.0022	mg/Kg dry	1		SW-846 8260C	12/26/11	12/26/11 11:08	MFF
Hexachlorobutadiene	ND	0.0022	mg/Kg dry	1		SW-846 8260C	12/26/11	12/26/11 11:08	MFF
2-Hexanone (MBK)	ND	0.022	mg/Kg dry	1		SW-846 8260C	12/26/11	12/26/11 11:08	MFF
Isopropylbenzene (Cumene)	ND	0.0022	mg/Kg dry	1		SW-846 8260C	12/26/11	12/26/11 11:08	MFF

con-test® ANALYTICAL LABORATORY

39 Spruce Street * East Longmeadow, MA 01028 * FAX 413/525-6405 * TEL. 413/525-2332

Project Location: 25 Skinner Street | Sample Description: | Work Order: 11L0859

Date Received: 12/22/2011

Field Sample #: B-126 3ft | Sampled: 12/21/2011 08:45

Sample ID: 11L0859-02

Sample Matrix: Soil

Volatile Organic Compounds by GC/MS

Analyte	Results	RL	Units	Dilution	Flag	Method	Date Prepared	Date/Time Analyzed	Analyst
p-Isopropyltoluene (p-Cymene)	ND	0.0022	mg/Kg dry	1		SW-846 8260C	12/26/11	12/26/11 11:08	MFF
Methyl tert-Butyl Ether (MTBE)	ND	0.0044	mg/Kg dry	1		SW-846 8260C	12/26/11	12/26/11 11:08	MFF
Methylene Chloride	ND	0.022	mg/Kg dry	1		SW-846 8260C	12/26/11	12/26/11 11:08	MFF
4-Methyl-2-pentanone (MIBK)	ND	0.022	mg/Kg dry	1		SW-846 8260C	12/26/11	12/26/11 11:08	MFF
Naphthalene	ND	0.0044	mg/Kg dry	1		SW-846 8260C	12/26/11	12/26/11 11:08	MFF
n-Propylbenzene	ND	0.0022	mg/Kg dry	1		SW-846 8260C	12/26/11	12/26/11 11:08	MFF
Styrene	ND	0.0022	mg/Kg dry	1		SW-846 8260C	12/26/11	12/26/11 11:08	MFF
1,1,1,2-Tetrachloroethane	ND	0.0022	mg/Kg dry	1		SW-846 8260C	12/26/11	12/26/11 11:08	MFF
1,1,2,2-Tetrachloroethane	ND	0.0011	mg/Kg dry	1		SW-846 8260C	12/26/11	12/26/11 11:08	MFF
Tetrachloroethylene	ND	0.0022	mg/Kg dry	1		SW-846 8260C	12/26/11	12/26/11 11:08	MFF
Tetrahydrofuran	ND	0.011	mg/Kg dry	1	V-16	SW-846 8260C	12/26/11	12/26/11 11:08	MFF
Toluene	ND	0.0022	mg/Kg dry	1		SW-846 8260C	12/26/11	12/26/11 11:08	MFF
1,2,3-Trichlorobenzene	ND	0.0022	mg/Kg dry	1		SW-846 8260C	12/26/11	12/26/11 11:08	MFF
1,2,4-Trichlorobenzene	ND	0.0022	mg/Kg dry	1		SW-846 8260C	12/26/11	12/26/11 11:08	MFF
1,1,1-Trichloroethane	ND	0.0022	mg/Kg dry	1		SW-846 8260C	12/26/11	12/26/11 11:08	MFF
1,1,2-Trichloroethane	ND	0.0022	mg/Kg dry	1		SW-846 8260C	12/26/11	12/26/11 11:08	MFF
Trichloroethylene	ND	0.0022	mg/Kg dry	1		SW-846 8260C	12/26/11	12/26/11 11:08	MFF
Trichlorofluoromethane (Freon 11)	ND	0.011	mg/Kg dry	1		SW-846 8260C	12/26/11	12/26/11 11:08	MFF
1,2,3-Trichloropropane	ND	0.0022	mg/Kg dry	1		SW-846 8260C	12/26/11	12/26/11 11:08	MFF
1,1,2-Trichloro-1,2,2-trifluoroethane (Freon 113)	ND	0.011	mg/Kg dry	1		SW-846 8260C	12/26/11	12/26/11 11:08	MFF
1,2,4-Trimethylbenzene	ND	0.0022	mg/Kg dry	1		SW-846 8260C	12/26/11	12/26/11 11:08	MFF
1,3,5-Trimethylbenzene	ND	0.0022	mg/Kg dry	1		SW-846 8260C	12/26/11	12/26/11 11:08	MFF
Vinyl Chloride	ND	0.011	mg/Kg dry	1		SW-846 8260C	12/26/11	12/26/11 11:08	MFF
m+p Xylene	ND	0.0044	mg/Kg dry	1		SW-846 8260C	12/26/11	12/26/11 11:08	MFF
o-Xylene	ND	0.0022	mg/Kg dry	1		SW-846 8260C	12/26/11	12/26/11 11:08	MFF

Surrogates	% Recovery	Recovery Limits	Flag	
1,2-Dichloroethane-d4	83.0	70-130		12/26/11 11:08
Toluene-d8	104	70-130		12/26/11 11:08
4-Bromofluorobenzene	89.9	70-130		12/26/11 11:08

con-test® ANALYTICAL LABORATORY

39 Spruce Street * East Longmeadow, MA 01028 * FAX 413/525-6405 * TEL. 413/525-2332

Project Location: 25 Skinner Street | Sample Description: | Work Order: 11L0859

Date Received: 12/22/2011

Field Sample #: B-126 3ft | Sampled: 12/21/2011 08:45

Sample ID: 11L0859-02

Sample Matrix: Soil

Semivolatile Organic Compounds by GC/MS

Analyte	Results	RL	Units	Dilution	Flag	Method	Date Prepared	Date/Time Analyzed	Analyst
Acenaphthene	ND	0.19	mg/Kg dry	1		SW-846 8270D	12/28/11	12/28/11 15:34	CDT
Acenaphthylene	ND	0.19	mg/Kg dry	1		SW-846 8270D	12/28/11	12/28/11 15:34	CDT
Anthracene	ND	0.19	mg/Kg dry	1		SW-846 8270D	12/28/11	12/28/11 15:34	CDT
Benzo(a)anthracene	ND	0.19	mg/Kg dry	1		SW-846 8270D	12/28/11	12/28/11 15:34	CDT
Benzo(a)pyrene	ND	0.19	mg/Kg dry	1		SW-846 8270D	12/28/11	12/28/11 15:34	CDT
Benzo(b)fluoranthene	ND	0.19	mg/Kg dry	1		SW-846 8270D	12/28/11	12/28/11 15:34	CDT
Benzo(g,h,i)perylene	ND	0.19	mg/Kg dry	1		SW-846 8270D	12/28/11	12/28/11 15:34	CDT
Benzo(k)fluoranthene	ND	0.19	mg/Kg dry	1		SW-846 8270D	12/28/11	12/28/11 15:34	CDT
Chrysene	ND	0.19	mg/Kg dry	1		SW-846 8270D	12/28/11	12/28/11 15:34	CDT
Dibenz(a,h)anthracene	ND	0.19	mg/Kg dry	1		SW-846 8270D	12/28/11	12/28/11 15:34	CDT
Fluoranthene	ND	0.19	mg/Kg dry	1		SW-846 8270D	12/28/11	12/28/11 15:34	CDT
Fluorene	ND	0.19	mg/Kg dry	1		SW-846 8270D	12/28/11	12/28/11 15:34	CDT
Indeno(1,2,3-cd)pyrene	ND	0.19	mg/Kg dry	1		SW-846 8270D	12/28/11	12/28/11 15:34	CDT
2-Methylnaphthalene	ND	0.19	mg/Kg dry	1		SW-846 8270D	12/28/11	12/28/11 15:34	CDT
Naphthalene	ND	0.19	mg/Kg dry	1		SW-846 8270D	12/28/11	12/28/11 15:34	CDT
Phenanthrene	ND	0.19	mg/Kg dry	1		SW-846 8270D	12/28/11	12/28/11 15:34	CDT
Pyrene	ND	0.19	mg/Kg dry	1	V-20	SW-846 8270D	12/28/11	12/28/11 15:34	CDT

Surrogates	% Recovery	Recovery Limits	Flag	
Nitrobenzene-d5	44.5	30-130		12/28/11 15:34
2-Fluorobiphenyl	46.4	30-130		12/28/11 15:34
Terphenyl-d14	48.0	30-130		12/28/11 15:34

39 Spruce Street * East Longmeadow, MA 01028 * FAX 413/525-6405 * TEL. 413/525-2332

Project Location: 25 Skinner Street | Sample Description: | Work Order: 11L0859

Date Received: 12/22/2011

Field Sample #: B-126 3ft | Sampled: 12/21/2011 08:45

Sample ID: 11L0859-02

Sample Matrix: Soil

Polychlorinated Biphenyls By GC/ECD

Analyte	Results	RL	Units	Dilution	Flag	Method	Date Prepared	Date/Time Analyzed	Analyst
Aroclor-1016 [1]	ND	0.11	mg/Kg dry	5		SW-846 8082A	12/22/11	12/27/11 14:07	MJC
Aroclor-1221 [1]	ND	0.11	mg/Kg dry	5		SW-846 8082A	12/22/11	12/27/11 14:07	MJC
Aroclor-1232 [1]	ND	0.11	mg/Kg dry	5		SW-846 8082A	12/22/11	12/27/11 14:07	MJC
Aroclor-1242 [1]	ND	0.11	mg/Kg dry	5		SW-846 8082A	12/22/11	12/27/11 14:07	MJC
Aroclor-1248 [1]	ND	0.11	mg/Kg dry	5		SW-846 8082A	12/22/11	12/27/11 14:07	MJC
Aroclor-1254 [1]	ND	0.11	mg/Kg dry	5		SW-846 8082A	12/22/11	12/27/11 14:07	MJC
Aroclor-1260 [1]	ND	0.11	mg/Kg dry	5		SW-846 8082A	12/22/11	12/27/11 14:07	MJC
Aroclor-1262 [1]	ND	0.11	mg/Kg dry	5		SW-846 8082A	12/22/11	12/27/11 14:07	MJC
Aroclor-1268 [1]	ND	0.11	mg/Kg dry	5		SW-846 8082A	12/22/11	12/27/11 14:07	MJC

Surrogates	% Recovery	Recovery Limits	Flag	
Decachlorobiphenyl [1]	81.4	30-150		12/27/11 14:07
Decachlorobiphenyl [2]	91.4	30-150		12/27/11 14:07
Tetrachloro-m-xylene [1]	89.9	30-150		12/27/11 14:07
Tetrachloro-m-xylene [2]	93.8	30-150		12/27/11 14:07

39 Spruce Street * East Longmeadow, MA 01028 * FAX 413/525-6405 * TEL. 413/525-2332

Project Location: 25 Skinner Street
Sample Description:
Work Order: 11L0859

Date Received: 12/22/2011

Field Sample #: B-126 3ft
Sampled: 12/21/2011 08:45

Sample ID: 11L0859-02

Sample Matrix: Soil

Petroleum Hydrocarbons Analyses

Analyte	Results	RL	Units	Dilution	Flag	Method	Date Prepared	Date/Time Analyzed	Analyst
CT ETPH	ND	11	mg/Kg dry	1		CTDEP ETPH	12/28/11	12/29/11 12:18	SCS

Surrogates	% Recovery	Recovery Limits	Flag	
o-Terphenyl	67.1	50-150		12/29/11 12:18

con-test® ANALYTICAL LABORATORY

39 Spruce Street * East Longmeadow, MA 01028 * FAX 413/525-6405 * TEL. 413/525-2332

Project Location: 25 Skinner Street | Sample Description: | Work Order: 11L0859

Date Received: 12/22/2011

Field Sample #: B-126 3ft | Sampled: 12/21/2011 08:45

Sample ID: 11L0859-02

Sample Matrix: Soil

Metals Analyses (Total)

Analyte	Results	RL	Units	Dilution	Flag	Method	Date Prepared	Date/Time Analyzed	Analyst
Antimony	ND	2.8	mg/Kg dry	1		SW-846 6010C	12/23/11	12/30/11 8:33	OP
Arsenic	ND	2.8	mg/Kg dry	1		SW-846 6010C	12/23/11	12/30/11 8:33	OP
Barium	67	2.8	mg/Kg dry	1		SW-846 6010C	12/23/11	12/30/11 8:33	OP
Beryllium	ND	0.28	mg/Kg dry	1		SW-846 6010C	12/23/11	12/30/11 8:33	OP
Cadmium	ND	0.28	mg/Kg dry	1		SW-846 6010C	12/23/11	12/30/11 8:33	OP
Chromium	7.4	0.56	mg/Kg dry	1		SW-846 6010C	12/23/11	12/30/11 8:33	OP
Copper	20	0.56	mg/Kg dry	1		SW-846 6010C	12/23/11	12/30/11 8:33	OP
Lead	7.0	0.84	mg/Kg dry	1		SW-846 6010C	12/23/11	12/30/11 8:33	OP
Mercury	ND	0.028	mg/Kg dry	1		SW-846 7471B	12/23/11	12/27/11 12:35	AMR
Nickel	7.5	0.56	mg/Kg dry	1		SW-846 6010C	12/23/11	12/30/11 8:33	OP
Selenium	ND	5.6	mg/Kg dry	1		SW-846 6010C	12/23/11	12/30/11 8:33	OP
Silver	ND	0.56	mg/Kg dry	1		SW-846 6010C	12/23/11	12/30/11 8:33	OP
Thallium	ND	2.8	mg/Kg dry	1		SW-846 6010C	12/23/11	12/30/11 8:33	OP
Vanadium	20	1.1	mg/Kg dry	1		SW-846 6010C	12/23/11	12/30/11 8:33	OP
Zinc	38	1.1	mg/Kg dry	1		SW-846 6010C	12/23/11	12/30/11 8:33	OP

39 Spruce Street * East Longmeadow, MA 01028 * FAX 413/525-6405 * TEL. 413/525-2332

Project Location: 25 Skinner Street
Sample Description:
Work Order: 11L0859

Date Received: 12/22/2011

Field Sample #: B-126 3ft
Sampled: 12/21/2011 08:45

Sample ID: 11L0859-02

Sample Matrix: Soil

Conventional Chemistry Parameters by EPA/APHA/SW-846 Methods (Total)

Analyte	Results	RL	Units	Dilution	Flag	Method	Date Prepared	Date/Time Analyzed	Analyst
% Solids	88.6		% Wt	1		SM 2540G	12/28/11	12/29/11 12:04	SY

con-test® ANALYTICAL LABORATORY

39 Spruce Street * East Longmeadow, MA 01028 * FAX 413/525-6405 * TEL. 413/525-2332

Project Location: 25 Skinner Street | Sample Description: | Work Order: 11L0859

Date Received: 12/22/2011

Field Sample #: B-127 2ft | Sampled: 12/21/2011 09:30

Sample ID: 11L0859-03

Sample Matrix: Soil

Volatile Organic Compounds by GC/MS

Analyte	Results	RL	Units	Dilution	Flag	Method	Date Prepared	Date/Time Analyzed	Analyst
Acetone	ND	0.11	mg/Kg dry	1	V-16	SW-846 8260C	12/26/11	12/26/11 11:37	MFF
Acrylonitrile	ND	0.0065	mg/Kg dry	1	V-16	SW-846 8260C	12/26/11	12/26/11 11:37	MFF
Benzene	ND	0.0022	mg/Kg dry	1		SW-846 8260C	12/26/11	12/26/11 11:37	MFF
Bromobenzene	ND	0.0022	mg/Kg dry	1		SW-846 8260C	12/26/11	12/26/11 11:37	MFF
Bromodichloromethane	ND	0.0022	mg/Kg dry	1		SW-846 8260C	12/26/11	12/26/11 11:37	MFF
Bromoform	ND	0.0022	mg/Kg dry	1		SW-846 8260C	12/26/11	12/26/11 11:37	MFF
Bromomethane	ND	0.011	mg/Kg dry	1		SW-846 8260C	12/26/11	12/26/11 11:37	MFF
2-Butanone (MEK)	ND	0.043	mg/Kg dry	1	V-16	SW-846 8260C	12/26/11	12/26/11 11:37	MFF
n-Butylbenzene	ND	0.0022	mg/Kg dry	1		SW-846 8260C	12/26/11	12/26/11 11:37	MFF
sec-Butylbenzene	ND	0.0022	mg/Kg dry	1		SW-846 8260C	12/26/11	12/26/11 11:37	MFF
tert-Butylbenzene	ND	0.0022	mg/Kg dry	1		SW-846 8260C	12/26/11	12/26/11 11:37	MFF
Carbon Disulfide	ND	0.0065	mg/Kg dry	1		SW-846 8260C	12/26/11	12/26/11 11:37	MFF
Carbon Tetrachloride	ND	0.0022	mg/Kg dry	1		SW-846 8260C	12/26/11	12/26/11 11:37	MFF
Chlorobenzene	ND	0.0022	mg/Kg dry	1		SW-846 8260C	12/26/11	12/26/11 11:37	MFF
Chlorodibromomethane	ND	0.0022	mg/Kg dry	1		SW-846 8260C	12/26/11	12/26/11 11:37	MFF
Chloroethane	ND	0.022	mg/Kg dry	1		SW-846 8260C	12/26/11	12/26/11 11:37	MFF
Chloroform	ND	0.0043	mg/Kg dry	1		SW-846 8260C	12/26/11	12/26/11 11:37	MFF
Chloromethane	ND	0.011	mg/Kg dry	1	V-05	SW-846 8260C	12/26/11	12/26/11 11:37	MFF
2-Chlorotoluene	ND	0.0022	mg/Kg dry	1		SW-846 8260C	12/26/11	12/26/11 11:37	MFF
4-Chlorotoluene	ND	0.0022	mg/Kg dry	1		SW-846 8260C	12/26/11	12/26/11 11:37	MFF
1,2-Dibromo-3-chloropropane (DBCP)	ND	0.0043	mg/Kg dry	1		SW-846 8260C	12/26/11	12/26/11 11:37	MFF
1,2-Dibromoethane (EDB)	ND	0.0011	mg/Kg dry	1		SW-846 8260C	12/26/11	12/26/11 11:37	MFF
Dibromomethane	ND	0.0022	mg/Kg dry	1		SW-846 8260C	12/26/11	12/26/11 11:37	MFF
1,2-Dichlorobenzene	ND	0.0022	mg/Kg dry	1		SW-846 8260C	12/26/11	12/26/11 11:37	MFF
1,3-Dichlorobenzene	ND	0.0022	mg/Kg dry	1		SW-846 8260C	12/26/11	12/26/11 11:37	MFF
1,4-Dichlorobenzene	ND	0.0022	mg/Kg dry	1		SW-846 8260C	12/26/11	12/26/11 11:37	MFF
trans-1,4-Dichloro-2-butene	ND	0.0043	mg/Kg dry	1		SW-846 8260C	12/26/11	12/26/11 11:37	MFF
Dichlorodifluoromethane (Freon 12)	ND	0.022	mg/Kg dry	1	V-05	SW-846 8260C	12/26/11	12/26/11 11:37	MFF
1,1-Dichloroethane	ND	0.0022	mg/Kg dry	1		SW-846 8260C	12/26/11	12/26/11 11:37	MFF
1,2-Dichloroethane	ND	0.0022	mg/Kg dry	1		SW-846 8260C	12/26/11	12/26/11 11:37	MFF
1,1-Dichloroethylene	ND	0.0043	mg/Kg dry	1		SW-846 8260C	12/26/11	12/26/11 11:37	MFF
cis-1,2-Dichloroethylene	ND	0.0022	mg/Kg dry	1		SW-846 8260C	12/26/11	12/26/11 11:37	MFF
trans-1,2-Dichloroethylene	ND	0.0022	mg/Kg dry	1		SW-846 8260C	12/26/11	12/26/11 11:37	MFF
1,2-Dichloropropane	ND	0.0022	mg/Kg dry	1		SW-846 8260C	12/26/11	12/26/11 11:37	MFF
1,3-Dichloropropane	ND	0.0011	mg/Kg dry	1		SW-846 8260C	12/26/11	12/26/11 11:37	MFF
2,2-Dichloropropane	ND	0.0022	mg/Kg dry	1		SW-846 8260C	12/26/11	12/26/11 11:37	MFF
1,1-Dichloropropene	ND	0.0022	mg/Kg dry	1		SW-846 8260C	12/26/11	12/26/11 11:37	MFF
cis-1,3-Dichloropropene	ND	0.0011	mg/Kg dry	1		SW-846 8260C	12/26/11	12/26/11 11:37	MFF
trans-1,3-Dichloropropene	ND	0.0011	mg/Kg dry	1		SW-846 8260C	12/26/11	12/26/11 11:37	MFF
Ethylbenzene	ND	0.0022	mg/Kg dry	1		SW-846 8260C	12/26/11	12/26/11 11:37	MFF
Hexachlorobutadiene	ND	0.0022	mg/Kg dry	1		SW-846 8260C	12/26/11	12/26/11 11:37	MFF
2-Hexanone (MBK)	ND	0.022	mg/Kg dry	1		SW-846 8260C	12/26/11	12/26/11 11:37	MFF
Isopropylbenzene (Cumene)	ND	0.0022	mg/Kg dry	1		SW-846 8260C	12/26/11	12/26/11 11:37	MFF

con-test® ANALYTICAL LABORATORY

39 Spruce Street * East Longmeadow, MA 01028 * FAX 413/525-6405 * TEL. 413/525-2332

Project Location: 25 Skinner Street | Sample Description: | Work Order: 11L0859

Date Received: 12/22/2011

Field Sample #: B-127 2ft | Sampled: 12/21/2011 09:30

Sample ID: 11L0859-03

Sample Matrix: Soil

Volatile Organic Compounds by GC/MS

Analyte	Results	RL	Units	Dilution	Flag	Method	Date Prepared	Date/Time Analyzed	Analyst
p-Isopropyltoluene (p-Cymene)	ND	0.0022	mg/Kg dry	1		SW-846 8260C	12/26/11	12/26/11 11:37	MFF
Methyl tert-Butyl Ether (MTBE)	ND	0.0043	mg/Kg dry	1		SW-846 8260C	12/26/11	12/26/11 11:37	MFF
Methylene Chloride	ND	0.022	mg/Kg dry	1		SW-846 8260C	12/26/11	12/26/11 11:37	MFF
4-Methyl-2-pentanone (MIBK)	ND	0.022	mg/Kg dry	1		SW-846 8260C	12/26/11	12/26/11 11:37	MFF
Naphthalene	ND	0.0043	mg/Kg dry	1		SW-846 8260C	12/26/11	12/26/11 11:37	MFF
n-Propylbenzene	ND	0.0022	mg/Kg dry	1		SW-846 8260C	12/26/11	12/26/11 11:37	MFF
Styrene	ND	0.0022	mg/Kg dry	1		SW-846 8260C	12/26/11	12/26/11 11:37	MFF
1,1,1,2-Tetrachloroethane	ND	0.0022	mg/Kg dry	1		SW-846 8260C	12/26/11	12/26/11 11:37	MFF
1,1,2,2-Tetrachloroethane	ND	0.0011	mg/Kg dry	1		SW-846 8260C	12/26/11	12/26/11 11:37	MFF
Tetrachloroethylene	ND	0.0022	mg/Kg dry	1		SW-846 8260C	12/26/11	12/26/11 11:37	MFF
Tetrahydrofuran	ND	0.011	mg/Kg dry	1	V-16	SW-846 8260C	12/26/11	12/26/11 11:37	MFF
Toluene	ND	0.0022	mg/Kg dry	1		SW-846 8260C	12/26/11	12/26/11 11:37	MFF
1,2,3-Trichlorobenzene	ND	0.0022	mg/Kg dry	1		SW-846 8260C	12/26/11	12/26/11 11:37	MFF
1,2,4-Trichlorobenzene	ND	0.0022	mg/Kg dry	1		SW-846 8260C	12/26/11	12/26/11 11:37	MFF
1,1,1-Trichloroethane	ND	0.0022	mg/Kg dry	1		SW-846 8260C	12/26/11	12/26/11 11:37	MFF
1,1,2-Trichloroethane	ND	0.0022	mg/Kg dry	1		SW-846 8260C	12/26/11	12/26/11 11:37	MFF
Trichloroethylene	ND	0.0022	mg/Kg dry	1		SW-846 8260C	12/26/11	12/26/11 11:37	MFF
Trichlorofluoromethane (Freon 11)	ND	0.011	mg/Kg dry	1		SW-846 8260C	12/26/11	12/26/11 11:37	MFF
1,2,3-Trichloropropane	ND	0.0022	mg/Kg dry	1		SW-846 8260C	12/26/11	12/26/11 11:37	MFF
1,1,2-Trichloro-1,2,2-trifluoroethane (Freon 113)	ND	0.011	mg/Kg dry	1		SW-846 8260C	12/26/11	12/26/11 11:37	MFF
1,2,4-Trimethylbenzene	ND	0.0022	mg/Kg dry	1		SW-846 8260C	12/26/11	12/26/11 11:37	MFF
1,3,5-Trimethylbenzene	ND	0.0022	mg/Kg dry	1		SW-846 8260C	12/26/11	12/26/11 11:37	MFF
Vinyl Chloride	ND	0.011	mg/Kg dry	1		SW-846 8260C	12/26/11	12/26/11 11:37	MFF
m+p Xylene	ND	0.0043	mg/Kg dry	1		SW-846 8260C	12/26/11	12/26/11 11:37	MFF
o-Xylene	ND	0.0022	mg/Kg dry	1		SW-846 8260C	12/26/11	12/26/11 11:37	MFF

Surrogates	% Recovery	Recovery Limits	Flag	
1,2-Dichloroethane-d4	82.8	70-130		12/26/11 11:37
Toluene-d8	105	70-130		12/26/11 11:37
4-Bromofluorobenzene	91.6	70-130		12/26/11 11:37

con-test® ANALYTICAL LABORATORY

39 Spruce Street * East Longmeadow, MA 01028 * FAX 413/525-6405 * TEL. 413/525-2332

Project Location: 25 Skinner Street | Sample Description: | Work Order: 11L0859

Date Received: 12/22/2011

Field Sample #: B-127 2ft | Sampled: 12/21/2011 09:30

Sample ID: 11L0859-03

Sample Matrix: Soil

Semivolatile Organic Compounds by GC/MS

Analyte	Results	RL	Units	Dilution	Flag	Method	Date Prepared	Date/Time Analyzed	Analyst
Acenaphthene	ND	0.18	mg/Kg dry	1		SW-846 8270D	12/28/11	12/28/11 16:06	CDT
Acenaphthylene	ND	0.18	mg/Kg dry	1		SW-846 8270D	12/28/11	12/28/11 16:06	CDT
Anthracene	ND	0.18	mg/Kg dry	1		SW-846 8270D	12/28/11	12/28/11 16:06	CDT
Benzo(a)anthracene	ND	0.18	mg/Kg dry	1		SW-846 8270D	12/28/11	12/28/11 16:06	CDT
Benzo(a)pyrene	ND	0.18	mg/Kg dry	1		SW-846 8270D	12/28/11	12/28/11 16:06	CDT
Benzo(b)fluoranthene	0.24	0.18	mg/Kg dry	1		SW-846 8270D	12/28/11	12/28/11 16:06	CDT
Benzo(g,h,i)perylene	ND	0.18	mg/Kg dry	1		SW-846 8270D	12/28/11	12/28/11 16:06	CDT
Benzo(k)fluoranthene	ND	0.18	mg/Kg dry	1		SW-846 8270D	12/28/11	12/28/11 16:06	CDT
Chrysene	0.21	0.18	mg/Kg dry	1		SW-846 8270D	12/28/11	12/28/11 16:06	CDT
Dibenz(a,h)anthracene	ND	0.18	mg/Kg dry	1		SW-846 8270D	12/28/11	12/28/11 16:06	CDT
Fluoranthene	0.28	0.18	mg/Kg dry	1		SW-846 8270D	12/28/11	12/28/11 16:06	CDT
Fluorene	ND	0.18	mg/Kg dry	1		SW-846 8270D	12/28/11	12/28/11 16:06	CDT
Indeno(1,2,3-cd)pyrene	ND	0.18	mg/Kg dry	1		SW-846 8270D	12/28/11	12/28/11 16:06	CDT
2-Methylnaphthalene	ND	0.18	mg/Kg dry	1		SW-846 8270D	12/28/11	12/28/11 16:06	CDT
Naphthalene	ND	0.18	mg/Kg dry	1		SW-846 8270D	12/28/11	12/28/11 16:06	CDT
Phenanthrene	ND	0.18	mg/Kg dry	1		SW-846 8270D	12/28/11	12/28/11 16:06	CDT
Pyrene	0.29	0.18	mg/Kg dry	1	V-06	SW-846 8270D	12/28/11	12/28/11 16:06	CDT

Surrogates	% Recovery	Recovery Limits	Flag	
Nitrobenzene-d5	48.1	30-130		12/28/11 16:06
2-Fluorobiphenyl	50.2	30-130		12/28/11 16:06
Terphenyl-d14	54.5	30-130		12/28/11 16:06

39 Spruce Street * East Longmeadow, MA 01028 * FAX 413/525-6405 * TEL. 413/525-2332

Project Location: 25 Skinner Street
Sample Description:
Work Order: 11L0859

Date Received: 12/22/2011

Field Sample #: B-127 2ft
Sampled: 12/21/2011 09:30

Sample ID: 11L0859-03

Sample Matrix: Soil

Petroleum Hydrocarbons Analyses

Analyte	Results	RL	Units	Dilution	Flag	Method	Date Prepared	Date/Time Analyzed	Analyst
CT ETPH	40	11	mg/Kg dry	1		CTDEP ETPH	12/28/11	12/29/11 12:36	SCS

Surrogates	% Recovery	Recovery Limits	Flag		
o-Terphenyl	64.0	50-150			12/29/11 12:36

con-test® ANALYTICAL LABORATORY

39 Spruce Street * East Longmeadow, MA 01028 * FAX 413/525-6405 * TEL. 413/525-2332

Project Location: 25 Skinner Street | Sample Description: | Work Order: 11L0859

Date Received: 12/22/2011

Field Sample #: B-127 2ft | Sampled: 12/21/2011 09:30

Sample ID: 11L0859-03

Sample Matrix: Soil

Metals Analyses (Total)

Analyte	Results	RL	Units	Dilution	Flag	Method	Date Prepared	Date/Time Analyzed	Analyst
Antimony	21	2.6	mg/Kg dry	1		SW-846 6010C	12/23/11	12/27/11 14:30	OP
Arsenic	ND	2.6	mg/Kg dry	1		SW-846 6010C	12/23/11	12/27/11 14:30	OP
Barium	640	2.6	mg/Kg dry	1		SW-846 6010C	12/23/11	12/27/11 14:30	OP
Beryllium	ND	0.26	mg/Kg dry	1		SW-846 6010C	12/23/11	12/27/11 14:30	OP
Cadmium	1.2	0.26	mg/Kg dry	1		SW-846 6010C	12/23/11	12/27/11 14:30	OP
Chromium	8.8	0.53	mg/Kg dry	1		SW-846 6010C	12/23/11	12/27/11 14:30	OP
Copper	360	0.53	mg/Kg dry	1		SW-846 6010C	12/23/11	12/27/11 14:30	OP
Lead	3000	0.79	mg/Kg dry	1		SW-846 6010C	12/23/11	12/27/11 14:30	OP
Mercury	0.86	0.081	mg/Kg dry	3		SW-846 7471B	12/23/11	12/27/11 12:50	AMR
Nickel	42	0.53	mg/Kg dry	1		SW-846 6010C	12/23/11	12/27/11 14:30	OP
Selenium	ND	5.3	mg/Kg dry	1		SW-846 6010C	12/23/11	12/27/11 14:30	OP
Silver	0.56	0.53	mg/Kg dry	1		SW-846 6010C	12/23/11	12/27/11 14:30	OP
Thallium	ND	5.3	mg/Kg dry	2	DL-04	SW-846 6010C	12/23/11	12/29/11 17:32	OP
Vanadium	25	1.1	mg/Kg dry	1		SW-846 6010C	12/23/11	12/27/11 14:30	OP
Zinc	270	1.1	mg/Kg dry	1		SW-846 6010C	12/23/11	12/27/11 14:30	OP

39 Spruce Street * East Longmeadow, MA 01028 * FAX 413/525-6405 * TEL. 413/525-2332

Project Location: 25 Skinner Street
Sample Description:
Work Order: 11L0859

Date Received: 12/22/2011

Field Sample #: B-127 2ft
Sampled: 12/21/2011 09:30

Sample ID: 11L0859-03

Sample Matrix: Soil

Conventional Chemistry Parameters by EPA/APHA/SW-846 Methods (Total)

Analyte	Results	RL	Units	Dilution	Flag	Method	Date Prepared	Date/Time Analyzed	Analyst
% Solids	92.1		% Wt	1		SM 2540G	12/28/11	12/29/11 12:04	SY

con-test® ANALYTICAL LABORATORY

39 Spruce Street * East Longmeadow, MA 01028 * FAX 413/525-6405 * TEL. 413/525-2332

Project Location: 25 Skinner Street | Sample Description: | Work Order: 11L0859

Date Received: 12/22/2011

Field Sample #: B-128 2-4ft | Sampled: 12/21/2011 10:15

Sample ID: 11L0859-04

Sample Matrix: Soil

Volatile Organic Compounds by GC/MS

Analyte	Results	RL	Units	Dilution	Flag	Method	Date Prepared	Date/Time Analyzed	Analyst
Acetone	ND	0.077	mg/Kg dry	1	V-16	SW-846 8260C	12/27/11	12/27/11 8:32	MFF
Acrylonitrile	ND	0.0046	mg/Kg dry	1	MS-07A, V-16	SW-846 8260C	12/27/11	12/27/11 8:32	MFF
Benzene	ND	0.0015	mg/Kg dry	1		SW-846 8260C	12/27/11	12/27/11 8:32	MFF
Bromobenzene	ND	0.0015	mg/Kg dry	1		SW-846 8260C	12/27/11	12/27/11 8:32	MFF
Bromodichloromethane	ND	0.0015	mg/Kg dry	1		SW-846 8260C	12/27/11	12/27/11 8:32	MFF
Bromoform	ND	0.0015	mg/Kg dry	1		SW-846 8260C	12/27/11	12/27/11 8:32	MFF
Bromomethane	ND	0.0077	mg/Kg dry	1		SW-846 8260C	12/27/11	12/27/11 8:32	MFF
2-Butanone (MEK)	ND	0.031	mg/Kg dry	1	V-16	SW-846 8260C	12/27/11	12/27/11 8:32	MFF
n-Butylbenzene	ND	0.0015	mg/Kg dry	1		SW-846 8260C	12/27/11	12/27/11 8:32	MFF
sec-Butylbenzene	ND	0.0015	mg/Kg dry	1		SW-846 8260C	12/27/11	12/27/11 8:32	MFF
tert-Butylbenzene	ND	0.0015	mg/Kg dry	1		SW-846 8260C	12/27/11	12/27/11 8:32	MFF
Carbon Disulfide	ND	0.0046	mg/Kg dry	1		SW-846 8260C	12/27/11	12/27/11 8:32	MFF
Carbon Tetrachloride	ND	0.0015	mg/Kg dry	1		SW-846 8260C	12/27/11	12/27/11 8:32	MFF
Chlorobenzene	ND	0.0015	mg/Kg dry	1		SW-846 8260C	12/27/11	12/27/11 8:32	MFF
Chlorodibromomethane	ND	0.0015	mg/Kg dry	1		SW-846 8260C	12/27/11	12/27/11 8:32	MFF
Chloroethane	ND	0.015	mg/Kg dry	1		SW-846 8260C	12/27/11	12/27/11 8:32	MFF
Chloroform	ND	0.0031	mg/Kg dry	1		SW-846 8260C	12/27/11	12/27/11 8:32	MFF
Chloromethane	ND	0.0077	mg/Kg dry	1	V-05	SW-846 8260C	12/27/11	12/27/11 8:32	MFF
2-Chlorotoluene	ND	0.0015	mg/Kg dry	1		SW-846 8260C	12/27/11	12/27/11 8:32	MFF
4-Chlorotoluene	ND	0.0015	mg/Kg dry	1		SW-846 8260C	12/27/11	12/27/11 8:32	MFF
1,2-Dibromo-3-chloropropane (DBCP)	ND	0.0031	mg/Kg dry	1	V-05	SW-846 8260C	12/27/11	12/27/11 8:32	MFF
1,2-Dibromoethane (EDB)	ND	0.00077	mg/Kg dry	1		SW-846 8260C	12/27/11	12/27/11 8:32	MFF
Dibromomethane	ND	0.0015	mg/Kg dry	1		SW-846 8260C	12/27/11	12/27/11 8:32	MFF
1,2-Dichlorobenzene	ND	0.0015	mg/Kg dry	1		SW-846 8260C	12/27/11	12/27/11 8:32	MFF
1,3-Dichlorobenzene	ND	0.0015	mg/Kg dry	1		SW-846 8260C	12/27/11	12/27/11 8:32	MFF
1,4-Dichlorobenzene	ND	0.0015	mg/Kg dry	1		SW-846 8260C	12/27/11	12/27/11 8:32	MFF
trans-1,4-Dichloro-2-butene	ND	0.0031	mg/Kg dry	1	R-06, V-05	SW-846 8260C	12/27/11	12/27/11 8:32	MFF
Dichlorodifluoromethane (Freon 12)	ND	0.015	mg/Kg dry	1	MS-07A, V-05	SW-846 8260C	12/27/11	12/27/11 8:32	MFF
1,1-Dichloroethane	ND	0.0015	mg/Kg dry	1		SW-846 8260C	12/27/11	12/27/11 8:32	MFF
1,2-Dichloroethane	ND	0.0015	mg/Kg dry	1		SW-846 8260C	12/27/11	12/27/11 8:32	MFF
1,1-Dichloroethylene	ND	0.0031	mg/Kg dry	1		SW-846 8260C	12/27/11	12/27/11 8:32	MFF
cis-1,2-Dichloroethylene	ND	0.0015	mg/Kg dry	1		SW-846 8260C	12/27/11	12/27/11 8:32	MFF
trans-1,2-Dichloroethylene	ND	0.0015	mg/Kg dry	1		SW-846 8260C	12/27/11	12/27/11 8:32	MFF
1,2-Dichloropropane	ND	0.0015	mg/Kg dry	1		SW-846 8260C	12/27/11	12/27/11 8:32	MFF
1,3-Dichloropropane	ND	0.00077	mg/Kg dry	1		SW-846 8260C	12/27/11	12/27/11 8:32	MFF
2,2-Dichloropropane	ND	0.0015	mg/Kg dry	1	V-05	SW-846 8260C	12/27/11	12/27/11 8:32	MFF
1,1-Dichloropropene	ND	0.0015	mg/Kg dry	1		SW-846 8260C	12/27/11	12/27/11 8:32	MFF
cis-1,3-Dichloropropene	ND	0.00077	mg/Kg dry	1		SW-846 8260C	12/27/11	12/27/11 8:32	MFF
trans-1,3-Dichloropropene	ND	0.00077	mg/Kg dry	1		SW-846 8260C	12/27/11	12/27/11 8:32	MFF
Ethylbenzene	ND	0.0015	mg/Kg dry	1		SW-846 8260C	12/27/11	12/27/11 8:32	MFF
Hexachlorobutadiene	ND	0.0015	mg/Kg dry	1		SW-846 8260C	12/27/11	12/27/11 8:32	MFF
2-Hexanone (MBK)	ND	0.015	mg/Kg dry	1		SW-846 8260C	12/27/11	12/27/11 8:32	MFF
Isopropylbenzene (Cumene)	ND	0.0015	mg/Kg dry	1		SW-846 8260C	12/27/11	12/27/11 8:32	MFF

con-test® ANALYTICAL LABORATORY

39 Spruce Street * East Longmeadow, MA 01028 * FAX 413/525-6405 * TEL. 413/525-2332

Project Location: 25 Skinner Street | Sample Description: | Work Order: 11L0859

Date Received: 12/22/2011

Field Sample #: B-128 2-4ft | Sampled: 12/21/2011 10:15

Sample ID: 11L0859-04

Sample Matrix: Soil

Volatile Organic Compounds by GC/MS

Analyte	Results	RL	Units	Dilution	Flag	Method	Date Prepared	Date/Time Analyzed	Analyst
p-Isopropyltoluene (p-Cymene)	ND	0.0015	mg/Kg dry	1		SW-846 8260C	12/27/11	12/27/11 8:32	MFF
Methyl tert-Butyl Ether (MTBE)	ND	0.0031	mg/Kg dry	1		SW-846 8260C	12/27/11	12/27/11 8:32	MFF
Methylene Chloride	ND	0.015	mg/Kg dry	1		SW-846 8260C	12/27/11	12/27/11 8:32	MFF
4-Methyl-2-pentanone (MIBK)	ND	0.015	mg/Kg dry	1		SW-846 8260C	12/27/11	12/27/11 8:32	MFF
Naphthalene	ND	0.0031	mg/Kg dry	1	MS-07A, V-05	SW-846 8260C	12/27/11	12/27/11 8:32	MFF
n-Propylbenzene	ND	0.0015	mg/Kg dry	1		SW-846 8260C	12/27/11	12/27/11 8:32	MFF
Styrene	ND	0.0015	mg/Kg dry	1		SW-846 8260C	12/27/11	12/27/11 8:32	MFF
1,1,1,2-Tetrachloroethane	ND	0.0015	mg/Kg dry	1		SW-846 8260C	12/27/11	12/27/11 8:32	MFF
1,1,2,2-Tetrachloroethane	ND	0.00077	mg/Kg dry	1		SW-846 8260C	12/27/11	12/27/11 8:32	MFF
Tetrachloroethylene	ND	0.0015	mg/Kg dry	1		SW-846 8260C	12/27/11	12/27/11 8:32	MFF
Tetrahydrofuran	ND	0.0077	mg/Kg dry	1	V-16	SW-846 8260C	12/27/11	12/27/11 8:32	MFF
Toluene	ND	0.0015	mg/Kg dry	1		SW-846 8260C	12/27/11	12/27/11 8:32	MFF
1,2,3-Trichlorobenzene	ND	0.0015	mg/Kg dry	1		SW-846 8260C	12/27/11	12/27/11 8:32	MFF
1,2,4-Trichlorobenzene	ND	0.0015	mg/Kg dry	1		SW-846 8260C	12/27/11	12/27/11 8:32	MFF
1,1,1-Trichloroethane	ND	0.0015	mg/Kg dry	1		SW-846 8260C	12/27/11	12/27/11 8:32	MFF
1,1,2-Trichloroethane	ND	0.0015	mg/Kg dry	1		SW-846 8260C	12/27/11	12/27/11 8:32	MFF
Trichloroethylene	ND	0.0015	mg/Kg dry	1		SW-846 8260C	12/27/11	12/27/11 8:32	MFF
Trichlorofluoromethane (Freon 11)	ND	0.0077	mg/Kg dry	1		SW-846 8260C	12/27/11	12/27/11 8:32	MFF
1,2,3-Trichloropropane	ND	0.0015	mg/Kg dry	1		SW-846 8260C	12/27/11	12/27/11 8:32	MFF
1,1,2-Trichloro-1,2,2-trifluoroethane (Freon 113)	ND	0.0077	mg/Kg dry	1		SW-846 8260C	12/27/11	12/27/11 8:32	MFF
1,2,4-Trimethylbenzene	ND	0.0015	mg/Kg dry	1		SW-846 8260C	12/27/11	12/27/11 8:32	MFF
1,3,5-Trimethylbenzene	ND	0.0015	mg/Kg dry	1		SW-846 8260C	12/27/11	12/27/11 8:32	MFF
Vinyl Chloride	ND	0.0077	mg/Kg dry	1		SW-846 8260C	12/27/11	12/27/11 8:32	MFF
m+p Xylene	ND	0.0031	mg/Kg dry	1		SW-846 8260C	12/27/11	12/27/11 8:32	MFF
o-Xylene	ND	0.0015	mg/Kg dry	1		SW-846 8260C	12/27/11	12/27/11 8:32	MFF

Surrogates	% Recovery	Recovery Limits	Flag	
1,2-Dichloroethane-d4	89.4	70-130		12/27/11 8:32
Toluene-d8	105	70-130		12/27/11 8:32
4-Bromofluorobenzene	91.0	70-130		12/27/11 8:32

con-test® ANALYTICAL LABORATORY

39 Spruce Street * East Longmeadow, MA 01028 * FAX 413/525-6405 * TEL. 413/525-2332

Project Location: 25 Skinner Street | Sample Description: | Work Order: 11L0859

Date Received: 12/22/2011

Field Sample #: B-128 2-4ft | Sampled: 12/21/2011 10:15

Sample ID: 11L0859-04

Sample Matrix: Soil

Semivolatile Organic Compounds by GC/MS

Analyte	Results	RL	Units	Dilution	Flag	Method	Date Prepared	Date/Time Analyzed	Analyst
Acenaphthene	ND	0.21	mg/Kg dry	1		SW-846 8270D	12/28/11	12/28/11 16:37	CDT
Acenaphthylene	ND	0.21	mg/Kg dry	1		SW-846 8270D	12/28/11	12/28/11 16:37	CDT
Anthracene	ND	0.21	mg/Kg dry	1		SW-846 8270D	12/28/11	12/28/11 16:37	CDT
Benzo(a)anthracene	ND	0.21	mg/Kg dry	1		SW-846 8270D	12/28/11	12/28/11 16:37	CDT
Benzo(a)pyrene	ND	0.21	mg/Kg dry	1		SW-846 8270D	12/28/11	12/28/11 16:37	CDT
Benzo(b)fluoranthene	ND	0.21	mg/Kg dry	1		SW-846 8270D	12/28/11	12/28/11 16:37	CDT
Benzo(g,h,i)perylene	ND	0.21	mg/Kg dry	1		SW-846 8270D	12/28/11	12/28/11 16:37	CDT
Benzo(k)fluoranthene	ND	0.21	mg/Kg dry	1		SW-846 8270D	12/28/11	12/28/11 16:37	CDT
Chrysene	ND	0.21	mg/Kg dry	1		SW-846 8270D	12/28/11	12/28/11 16:37	CDT
Dibenz(a,h)anthracene	ND	0.21	mg/Kg dry	1		SW-846 8270D	12/28/11	12/28/11 16:37	CDT
Fluoranthene	0.30	0.21	mg/Kg dry	1		SW-846 8270D	12/28/11	12/28/11 16:37	CDT
Fluorene	ND	0.21	mg/Kg dry	1		SW-846 8270D	12/28/11	12/28/11 16:37	CDT
Indeno(1,2,3-cd)pyrene	ND	0.21	mg/Kg dry	1		SW-846 8270D	12/28/11	12/28/11 16:37	CDT
2-Methylnaphthalene	ND	0.21	mg/Kg dry	1		SW-846 8270D	12/28/11	12/28/11 16:37	CDT
Naphthalene	ND	0.21	mg/Kg dry	1		SW-846 8270D	12/28/11	12/28/11 16:37	CDT
Phenanthrene	ND	0.21	mg/Kg dry	1		SW-846 8270D	12/28/11	12/28/11 16:37	CDT
Pyrene	0.27	0.21	mg/Kg dry	1	V-06	SW-846 8270D	12/28/11	12/28/11 16:37	CDT

Surrogates	% Recovery	Recovery Limits	Flag	
Nitrobenzene-d5	44.7	30-130		12/28/11 16:37
2-Fluorobiphenyl	46.7	30-130		12/28/11 16:37
Terphenyl-d14	47.3	30-130		12/28/11 16:37

39 Spruce Street * East Longmeadow, MA 01028 * FAX 413/525-6405 * TEL. 413/525-2332

Project Location: 25 Skinner Street
Sample Description:
Work Order: 11L0859

Date Received: 12/22/2011

Field Sample #: B-128 2-4ft
Sampled: 12/21/2011 10:15

Sample ID: 11L0859-04

Sample Matrix: Soil

Petroleum Hydrocarbons Analyses

Analyte	Results	RL	Units	Dilution	Flag	Method	Date Prepared	Date/Time Analyzed	Analyst
CT ETPH	24	12	mg/Kg dry	1		CTDEP ETPH	12/28/11	12/29/11 12:55	SCS

Surrogates	% Recovery	Recovery Limits	Flag	
o-Terphenyl	61.4	50-150		12/29/11 12:55

39 Spruce Street * East Longmeadow, MA 01028 * FAX 413/525-6405 * TEL. 413/525-2332

Project Location: 25 Skinner Street
Sample Description:
Work Order: 11L0859

Date Received: 12/22/2011

Field Sample #: B-128 2-4ft
Sampled: 12/21/2011 10:15

Sample ID: 11L0859-04

Sample Matrix: Soil

Metals Analyses (Total)

Analyte	Results	RL	Units	Dilution	Flag	Method	Date Prepared	Date/Time Analyzed	Analyst
Antimony	ND	3.1	mg/Kg dry	1	MS-09	SW-846 6010C	12/23/11	12/29/11 15:06	OP
Arsenic	ND	3.1	mg/Kg dry	1		SW-846 6010C	12/23/11	12/29/11 16:58	OP
Barium	63	3.1	mg/Kg dry	1		SW-846 6010C	12/23/11	12/29/11 16:58	OP
Beryllium	ND	0.31	mg/Kg dry	1		SW-846 6010C	12/23/11	12/29/11 15:06	OP
Cadmium	ND	0.31	mg/Kg dry	1		SW-846 6010C	12/23/11	12/29/11 16:58	OP
Chromium	14	0.61	mg/Kg dry	1		SW-846 6010C	12/23/11	12/29/11 16:58	OP
Copper	39	0.61	mg/Kg dry	1		SW-846 6010C	12/23/11	12/29/11 16:58	OP
Lead	43	0.92	mg/Kg dry	1		SW-846 6010C	12/23/11	12/29/11 16:58	OP
Mercury	0.088	0.031	mg/Kg dry	1		SW-846 7471B	12/27/11	12/28/11 11:22	AMR
Nickel	8.6	0.61	mg/Kg dry	1		SW-846 6010C	12/23/11	12/29/11 16:58	OP
Selenium	ND	6.1	mg/Kg dry	1		SW-846 6010C	12/23/11	12/29/11 16:58	OP
Silver	ND	0.61	mg/Kg dry	1		SW-846 6010C	12/23/11	12/29/11 16:58	OP
Thallium	ND	3.1	mg/Kg dry	1		SW-846 6010C	12/23/11	12/29/11 16:58	OP
Vanadium	32	1.2	mg/Kg dry	1		SW-846 6010C	12/23/11	12/29/11 16:58	OP
Zinc	68	1.2	mg/Kg dry	1		SW-846 6010C	12/23/11	12/29/11 16:58	OP

39 Spruce Street * East Longmeadow, MA 01028 * FAX 413/525-6405 * TEL. 413/525-2332

Project Location: 25 Skinner Street
Sample Description:
Work Order: 11L0859

Date Received: 12/22/2011

Field Sample #: B-128 2-4ft
Sampled: 12/21/2011 10:15

Sample ID: 11L0859-04

Sample Matrix: Soil

Conventional Chemistry Parameters by EPA/APHA/SW-846 Methods (Total)

Analyte	Results	RL	Units	Dilution	Flag	Method	Date Prepared	Date/Time Analyzed	Analyst
% Solids	81.7		% Wt	1		SM 2540G	12/28/11	12/29/11 12:04	SY

con-test® ANALYTICAL LABORATORY

39 Spruce Street * East Longmeadow, MA 01028 * FAX 413/525-6405 * TEL. 413/525-2332

Project Location: 25 Skinner Street | Sample Description: | Work Order: 11L0859

Date Received: 12/22/2011

Field Sample #: Trip Blank | Sampled: 12/21/2011 00:00

Sample ID: 11L0859-05

Sample Matrix: Trip Blank Soil

Volatile Organic Compounds by GC/MS

Analyte	Results	RL	Units	Dilution	Flag	Method	Date Prepared	Date/Time Analyzed	Analyst
Acetone	ND	0.10	mg/Kg wet	1	V-16	SW-846 8260C	12/26/11	12/26/11 12:06	MFF
Acrylonitrile	ND	0.0060	mg/Kg wet	1	V-16	SW-846 8260C	12/26/11	12/26/11 12:06	MFF
Benzene	ND	0.0020	mg/Kg wet	1		SW-846 8260C	12/26/11	12/26/11 12:06	MFF
Bromobenzene	ND	0.0020	mg/Kg wet	1		SW-846 8260C	12/26/11	12/26/11 12:06	MFF
Bromodichloromethane	ND	0.0020	mg/Kg wet	1		SW-846 8260C	12/26/11	12/26/11 12:06	MFF
Bromoform	ND	0.0020	mg/Kg wet	1		SW-846 8260C	12/26/11	12/26/11 12:06	MFF
Bromomethane	ND	0.010	mg/Kg wet	1		SW-846 8260C	12/26/11	12/26/11 12:06	MFF
2-Butanone (MEK)	ND	0.040	mg/Kg wet	1	V-16	SW-846 8260C	12/26/11	12/26/11 12:06	MFF
n-Butylbenzene	ND	0.0020	mg/Kg wet	1		SW-846 8260C	12/26/11	12/26/11 12:06	MFF
sec-Butylbenzene	ND	0.0020	mg/Kg wet	1		SW-846 8260C	12/26/11	12/26/11 12:06	MFF
tert-Butylbenzene	ND	0.0020	mg/Kg wet	1		SW-846 8260C	12/26/11	12/26/11 12:06	MFF
Carbon Disulfide	ND	0.0060	mg/Kg wet	1		SW-846 8260C	12/26/11	12/26/11 12:06	MFF
Carbon Tetrachloride	ND	0.0020	mg/Kg wet	1		SW-846 8260C	12/26/11	12/26/11 12:06	MFF
Chlorobenzene	ND	0.0020	mg/Kg wet	1		SW-846 8260C	12/26/11	12/26/11 12:06	MFF
Chlorodibromomethane	ND	0.0020	mg/Kg wet	1		SW-846 8260C	12/26/11	12/26/11 12:06	MFF
Chloroethane	ND	0.020	mg/Kg wet	1		SW-846 8260C	12/26/11	12/26/11 12:06	MFF
Chloroform	ND	0.0040	mg/Kg wet	1		SW-846 8260C	12/26/11	12/26/11 12:06	MFF
Chloromethane	ND	0.010	mg/Kg wet	1	V-05	SW-846 8260C	12/26/11	12/26/11 12:06	MFF
2-Chlorotoluene	ND	0.0020	mg/Kg wet	1		SW-846 8260C	12/26/11	12/26/11 12:06	MFF
4-Chlorotoluene	ND	0.0020	mg/Kg wet	1		SW-846 8260C	12/26/11	12/26/11 12:06	MFF
1,2-Dibromo-3-chloropropane (DBCP)	ND	0.0040	mg/Kg wet	1		SW-846 8260C	12/26/11	12/26/11 12:06	MFF
1,2-Dibromoethane (EDB)	ND	0.0010	mg/Kg wet	1		SW-846 8260C	12/26/11	12/26/11 12:06	MFF
Dibromomethane	ND	0.0020	mg/Kg wet	1		SW-846 8260C	12/26/11	12/26/11 12:06	MFF
1,2-Dichlorobenzene	ND	0.0020	mg/Kg wet	1		SW-846 8260C	12/26/11	12/26/11 12:06	MFF
1,3-Dichlorobenzene	ND	0.0020	mg/Kg wet	1		SW-846 8260C	12/26/11	12/26/11 12:06	MFF
1,4-Dichlorobenzene	ND	0.0020	mg/Kg wet	1		SW-846 8260C	12/26/11	12/26/11 12:06	MFF
trans-1,4-Dichloro-2-butene	ND	0.0040	mg/Kg wet	1		SW-846 8260C	12/26/11	12/26/11 12:06	MFF
Dichlorodifluoromethane (Freon 12)	ND	0.020	mg/Kg wet	1	V-05	SW-846 8260C	12/26/11	12/26/11 12:06	MFF
1,1-Dichloroethane	ND	0.0020	mg/Kg wet	1		SW-846 8260C	12/26/11	12/26/11 12:06	MFF
1,2-Dichloroethane	ND	0.0020	mg/Kg wet	1		SW-846 8260C	12/26/11	12/26/11 12:06	MFF
1,1-Dichloroethylene	ND	0.0040	mg/Kg wet	1		SW-846 8260C	12/26/11	12/26/11 12:06	MFF
cis-1,2-Dichloroethylene	ND	0.0020	mg/Kg wet	1		SW-846 8260C	12/26/11	12/26/11 12:06	MFF
trans-1,2-Dichloroethylene	ND	0.0020	mg/Kg wet	1		SW-846 8260C	12/26/11	12/26/11 12:06	MFF
1,2-Dichloropropane	ND	0.0020	mg/Kg wet	1		SW-846 8260C	12/26/11	12/26/11 12:06	MFF
1,3-Dichloropropane	ND	0.0010	mg/Kg wet	1		SW-846 8260C	12/26/11	12/26/11 12:06	MFF
2,2-Dichloropropane	ND	0.0020	mg/Kg wet	1		SW-846 8260C	12/26/11	12/26/11 12:06	MFF
1,1-Dichloropropene	ND	0.0020	mg/Kg wet	1		SW-846 8260C	12/26/11	12/26/11 12:06	MFF
cis-1,3-Dichloropropene	ND	0.0010	mg/Kg wet	1		SW-846 8260C	12/26/11	12/26/11 12:06	MFF
trans-1,3-Dichloropropene	ND	0.0010	mg/Kg wet	1		SW-846 8260C	12/26/11	12/26/11 12:06	MFF
Ethylbenzene	ND	0.0020	mg/Kg wet	1		SW-846 8260C	12/26/11	12/26/11 12:06	MFF
Hexachlorobutadiene	ND	0.0020	mg/Kg wet	1		SW-846 8260C	12/26/11	12/26/11 12:06	MFF
2-Hexanone (MBK)	ND	0.020	mg/Kg wet	1		SW-846 8260C	12/26/11	12/26/11 12:06	MFF
Isopropylbenzene (Cumene)	ND	0.0020	mg/Kg wet	1		SW-846 8260C	12/26/11	12/26/11 12:06	MFF

con-test® ANALYTICAL LABORATORY

39 Spruce Street * East Longmeadow, MA 01028 * FAX 413/525-6405 * TEL. 413/525-2332

Project Location: 25 Skinner Street | Sample Description: | Work Order: 11L0859

Date Received: 12/22/2011

Field Sample #: Trip Blank | Sampled: 12/21/2011 00:00

Sample ID: 11L0859-05

Sample Matrix: Trip Blank Soil

Volatile Organic Compounds by GC/MS

Analyte	Results	RL	Units	Dilution	Flag	Method	Date Prepared	Date/Time Analyzed	Analyst
p-Isopropyltoluene (p-Cymene)	ND	0.0020	mg/Kg wet	1		SW-846 8260C	12/26/11	12/26/11 12:06	MFF
Methyl tert-Butyl Ether (MTBE)	ND	0.0040	mg/Kg wet	1		SW-846 8260C	12/26/11	12/26/11 12:06	MFF
Methylene Chloride	ND	0.020	mg/Kg wet	1		SW-846 8260C	12/26/11	12/26/11 12:06	MFF
4-Methyl-2-pentanone (MIBK)	ND	0.020	mg/Kg wet	1		SW-846 8260C	12/26/11	12/26/11 12:06	MFF
Naphthalene	ND	0.0040	mg/Kg wet	1		SW-846 8260C	12/26/11	12/26/11 12:06	MFF
n-Propylbenzene	ND	0.0020	mg/Kg wet	1		SW-846 8260C	12/26/11	12/26/11 12:06	MFF
Styrene	ND	0.0020	mg/Kg wet	1		SW-846 8260C	12/26/11	12/26/11 12:06	MFF
1,1,1,2-Tetrachloroethane	ND	0.0020	mg/Kg wet	1		SW-846 8260C	12/26/11	12/26/11 12:06	MFF
1,1,2,2-Tetrachloroethane	ND	0.0010	mg/Kg wet	1		SW-846 8260C	12/26/11	12/26/11 12:06	MFF
Tetrachloroethylene	ND	0.0020	mg/Kg wet	1		SW-846 8260C	12/26/11	12/26/11 12:06	MFF
Tetrahydrofuran	ND	0.010	mg/Kg wet	1	V-16	SW-846 8260C	12/26/11	12/26/11 12:06	MFF
Toluene	ND	0.0020	mg/Kg wet	1		SW-846 8260C	12/26/11	12/26/11 12:06	MFF
1,2,3-Trichlorobenzene	ND	0.0020	mg/Kg wet	1		SW-846 8260C	12/26/11	12/26/11 12:06	MFF
1,2,4-Trichlorobenzene	ND	0.0020	mg/Kg wet	1		SW-846 8260C	12/26/11	12/26/11 12:06	MFF
1,1,1-Trichloroethane	ND	0.0020	mg/Kg wet	1		SW-846 8260C	12/26/11	12/26/11 12:06	MFF
1,1,2-Trichloroethane	ND	0.0020	mg/Kg wet	1		SW-846 8260C	12/26/11	12/26/11 12:06	MFF
Trichloroethylene	ND	0.0020	mg/Kg wet	1		SW-846 8260C	12/26/11	12/26/11 12:06	MFF
Trichlorofluoromethane (Freon 11)	ND	0.010	mg/Kg wet	1		SW-846 8260C	12/26/11	12/26/11 12:06	MFF
1,2,3-Trichloropropane	ND	0.0020	mg/Kg wet	1		SW-846 8260C	12/26/11	12/26/11 12:06	MFF
1,1,2-Trichloro-1,2,2-trifluoroethane (Freon 113)	ND	0.010	mg/Kg wet	1		SW-846 8260C	12/26/11	12/26/11 12:06	MFF
1,2,4-Trimethylbenzene	ND	0.0020	mg/Kg wet	1		SW-846 8260C	12/26/11	12/26/11 12:06	MFF
1,3,5-Trimethylbenzene	ND	0.0020	mg/Kg wet	1		SW-846 8260C	12/26/11	12/26/11 12:06	MFF
Vinyl Chloride	ND	0.010	mg/Kg wet	1		SW-846 8260C	12/26/11	12/26/11 12:06	MFF
m+p Xylene	ND	0.0040	mg/Kg wet	1		SW-846 8260C	12/26/11	12/26/11 12:06	MFF
o-Xylene	ND	0.0020	mg/Kg wet	1		SW-846 8260C	12/26/11	12/26/11 12:06	MFF

Surrogates	% Recovery	Recovery Limits	Flag	
1,2-Dichloroethane-d4	92.9	70-130		12/26/11 12:06
Toluene-d8	105	70-130		12/26/11 12:06
4-Bromofluorobenzene	92.8	70-130		12/26/11 12:06

con-test® ANALYTICAL LABORATORY

39 Spruce Street * East Longmeadow, MA 01028 * FAX 413/525-6405 * TEL. 413/525-2332

Project Location: 25 Skinner Street | Sample Description: | Work Order: 11L0859

Date Received: 12/22/2011

Field Sample #: B-129 2ft | Sampled: 12/21/2011 10:45

Sample ID: 11L0859-06

Sample Matrix: Soil

Volatile Organic Compounds by GC/MS

Analyte	Results	RL	Units	Dilution	Flag	Method	Date Prepared	Date/Time Analyzed	Analyst
Acetone	ND	0.13	mg/Kg dry	1	V-16	SW-846 8260C	12/26/11	12/26/11 12:35	MFF
Acrylonitrile	ND	0.0075	mg/Kg dry	1	V-16	SW-846 8260C	12/26/11	12/26/11 12:35	MFF
Benzene	ND	0.0025	mg/Kg dry	1		SW-846 8260C	12/26/11	12/26/11 12:35	MFF
Bromobenzene	ND	0.0025	mg/Kg dry	1		SW-846 8260C	12/26/11	12/26/11 12:35	MFF
Bromodichloromethane	ND	0.0025	mg/Kg dry	1		SW-846 8260C	12/26/11	12/26/11 12:35	MFF
Bromoform	ND	0.0025	mg/Kg dry	1		SW-846 8260C	12/26/11	12/26/11 12:35	MFF
Bromomethane	ND	0.013	mg/Kg dry	1		SW-846 8260C	12/26/11	12/26/11 12:35	MFF
2-Butanone (MEK)	ND	0.050	mg/Kg dry	1	V-16	SW-846 8260C	12/26/11	12/26/11 12:35	MFF
n-Butylbenzene	ND	0.0025	mg/Kg dry	1		SW-846 8260C	12/26/11	12/26/11 12:35	MFF
sec-Butylbenzene	ND	0.0025	mg/Kg dry	1		SW-846 8260C	12/26/11	12/26/11 12:35	MFF
tert-Butylbenzene	ND	0.0025	mg/Kg dry	1		SW-846 8260C	12/26/11	12/26/11 12:35	MFF
Carbon Disulfide	ND	0.0075	mg/Kg dry	1		SW-846 8260C	12/26/11	12/26/11 12:35	MFF
Carbon Tetrachloride	ND	0.0025	mg/Kg dry	1		SW-846 8260C	12/26/11	12/26/11 12:35	MFF
Chlorobenzene	ND	0.0025	mg/Kg dry	1		SW-846 8260C	12/26/11	12/26/11 12:35	MFF
Chlorodibromomethane	ND	0.0025	mg/Kg dry	1		SW-846 8260C	12/26/11	12/26/11 12:35	MFF
Chloroethane	ND	0.025	mg/Kg dry	1		SW-846 8260C	12/26/11	12/26/11 12:35	MFF
Chloroform	ND	0.0050	mg/Kg dry	1		SW-846 8260C	12/26/11	12/26/11 12:35	MFF
Chloromethane	ND	0.013	mg/Kg dry	1	V-05	SW-846 8260C	12/26/11	12/26/11 12:35	MFF
2-Chlorotoluene	ND	0.0025	mg/Kg dry	1		SW-846 8260C	12/26/11	12/26/11 12:35	MFF
4-Chlorotoluene	ND	0.0025	mg/Kg dry	1		SW-846 8260C	12/26/11	12/26/11 12:35	MFF
1,2-Dibromo-3-chloropropane (DBCP)	ND	0.0050	mg/Kg dry	1		SW-846 8260C	12/26/11	12/26/11 12:35	MFF
1,2-Dibromoethane (EDB)	ND	0.0013	mg/Kg dry	1		SW-846 8260C	12/26/11	12/26/11 12:35	MFF
Dibromomethane	ND	0.0025	mg/Kg dry	1		SW-846 8260C	12/26/11	12/26/11 12:35	MFF
1,2-Dichlorobenzene	ND	0.0025	mg/Kg dry	1		SW-846 8260C	12/26/11	12/26/11 12:35	MFF
1,3-Dichlorobenzene	ND	0.0025	mg/Kg dry	1		SW-846 8260C	12/26/11	12/26/11 12:35	MFF
1,4-Dichlorobenzene	ND	0.0025	mg/Kg dry	1		SW-846 8260C	12/26/11	12/26/11 12:35	MFF
trans-1,4-Dichloro-2-butene	ND	0.0050	mg/Kg dry	1		SW-846 8260C	12/26/11	12/26/11 12:35	MFF
Dichlorodifluoromethane (Freon 12)	ND	0.025	mg/Kg dry	1	V-05	SW-846 8260C	12/26/11	12/26/11 12:35	MFF
1,1-Dichloroethane	ND	0.0025	mg/Kg dry	1		SW-846 8260C	12/26/11	12/26/11 12:35	MFF
1,2-Dichloroethane	ND	0.0025	mg/Kg dry	1		SW-846 8260C	12/26/11	12/26/11 12:35	MFF
1,1-Dichloroethylene	ND	0.0050	mg/Kg dry	1		SW-846 8260C	12/26/11	12/26/11 12:35	MFF
cis-1,2-Dichloroethylene	ND	0.0025	mg/Kg dry	1		SW-846 8260C	12/26/11	12/26/11 12:35	MFF
trans-1,2-Dichloroethylene	ND	0.0025	mg/Kg dry	1		SW-846 8260C	12/26/11	12/26/11 12:35	MFF
1,2-Dichloropropane	ND	0.0025	mg/Kg dry	1		SW-846 8260C	12/26/11	12/26/11 12:35	MFF
1,3-Dichloropropane	ND	0.0013	mg/Kg dry	1		SW-846 8260C	12/26/11	12/26/11 12:35	MFF
2,2-Dichloropropane	ND	0.0025	mg/Kg dry	1		SW-846 8260C	12/26/11	12/26/11 12:35	MFF
1,1-Dichloropropene	ND	0.0025	mg/Kg dry	1		SW-846 8260C	12/26/11	12/26/11 12:35	MFF
cis-1,3-Dichloropropene	ND	0.0013	mg/Kg dry	1		SW-846 8260C	12/26/11	12/26/11 12:35	MFF
trans-1,3-Dichloropropene	ND	0.0013	mg/Kg dry	1		SW-846 8260C	12/26/11	12/26/11 12:35	MFF
Ethylbenzene	ND	0.0025	mg/Kg dry	1		SW-846 8260C	12/26/11	12/26/11 12:35	MFF
Hexachlorobutadiene	ND	0.0025	mg/Kg dry	1		SW-846 8260C	12/26/11	12/26/11 12:35	MFF
2-Hexanone (MBK)	ND	0.025	mg/Kg dry	1		SW-846 8260C	12/26/11	12/26/11 12:35	MFF
Isopropylbenzene (Cumene)	ND	0.0025	mg/Kg dry	1		SW-846 8260C	12/26/11	12/26/11 12:35	MFF

con-test® ANALYTICAL LABORATORY

39 Spruce Street * East Longmeadow, MA 01028 * FAX 413/525-6405 * TEL. 413/525-2332

Project Location: 25 Skinner Street | Sample Description: | Work Order: 11L0859

Date Received: 12/22/2011

Field Sample #: B-129 2ft | Sampled: 12/21/2011 10:45

Sample ID: 11L0859-06

Sample Matrix: Soil

Volatile Organic Compounds by GC/MS

Analyte	Results	RL	Units	Dilution	Flag	Method	Date Prepared	Date/Time Analyzed	Analyst
p-Isopropyltoluene (p-Cymene)	ND	0.0025	mg/Kg dry	1		SW-846 8260C	12/26/11	12/26/11 12:35	MFF
Methyl tert-Butyl Ether (MTBE)	ND	0.0050	mg/Kg dry	1		SW-846 8260C	12/26/11	12/26/11 12:35	MFF
Methylene Chloride	ND	0.025	mg/Kg dry	1		SW-846 8260C	12/26/11	12/26/11 12:35	MFF
4-Methyl-2-pentanone (MIBK)	ND	0.025	mg/Kg dry	1		SW-846 8260C	12/26/11	12/26/11 12:35	MFF
Naphthalene	ND	0.0050	mg/Kg dry	1		SW-846 8260C	12/26/11	12/26/11 12:35	MFF
n-Propylbenzene	ND	0.0025	mg/Kg dry	1		SW-846 8260C	12/26/11	12/26/11 12:35	MFF
Styrene	ND	0.0025	mg/Kg dry	1		SW-846 8260C	12/26/11	12/26/11 12:35	MFF
1,1,1,2-Tetrachloroethane	ND	0.0025	mg/Kg dry	1		SW-846 8260C	12/26/11	12/26/11 12:35	MFF
1,1,2,2-Tetrachloroethane	ND	0.0013	mg/Kg dry	1		SW-846 8260C	12/26/11	12/26/11 12:35	MFF
Tetrachloroethylene	ND	0.0025	mg/Kg dry	1		SW-846 8260C	12/26/11	12/26/11 12:35	MFF
Tetrahydrofuran	ND	0.013	mg/Kg dry	1	V-16	SW-846 8260C	12/26/11	12/26/11 12:35	MFF
Toluene	ND	0.0025	mg/Kg dry	1		SW-846 8260C	12/26/11	12/26/11 12:35	MFF
1,2,3-Trichlorobenzene	ND	0.0025	mg/Kg dry	1		SW-846 8260C	12/26/11	12/26/11 12:35	MFF
1,2,4-Trichlorobenzene	ND	0.0025	mg/Kg dry	1		SW-846 8260C	12/26/11	12/26/11 12:35	MFF
1,1,1-Trichloroethane	ND	0.0025	mg/Kg dry	1		SW-846 8260C	12/26/11	12/26/11 12:35	MFF
1,1,2-Trichloroethane	ND	0.0025	mg/Kg dry	1		SW-846 8260C	12/26/11	12/26/11 12:35	MFF
Trichloroethylene	ND	0.0025	mg/Kg dry	1		SW-846 8260C	12/26/11	12/26/11 12:35	MFF
Trichlorofluoromethane (Freon 11)	ND	0.013	mg/Kg dry	1		SW-846 8260C	12/26/11	12/26/11 12:35	MFF
1,2,3-Trichloropropane	ND	0.0025	mg/Kg dry	1		SW-846 8260C	12/26/11	12/26/11 12:35	MFF
1,1,2-Trichloro-1,2,2-trifluoroethane (Freon 113)	ND	0.013	mg/Kg dry	1		SW-846 8260C	12/26/11	12/26/11 12:35	MFF
1,2,4-Trimethylbenzene	ND	0.0025	mg/Kg dry	1		SW-846 8260C	12/26/11	12/26/11 12:35	MFF
1,3,5-Trimethylbenzene	ND	0.0025	mg/Kg dry	1		SW-846 8260C	12/26/11	12/26/11 12:35	MFF
Vinyl Chloride	ND	0.013	mg/Kg dry	1		SW-846 8260C	12/26/11	12/26/11 12:35	MFF
m+p Xylene	ND	0.0050	mg/Kg dry	1		SW-846 8260C	12/26/11	12/26/11 12:35	MFF
o-Xylene	ND	0.0025	mg/Kg dry	1		SW-846 8260C	12/26/11	12/26/11 12:35	MFF

Surrogates	% Recovery	Recovery Limits	Flag	
1,2-Dichloroethane-d4	86.7	70-130		12/26/11 12:35
Toluene-d8	103	70-130		12/26/11 12:35
4-Bromofluorobenzene	91.3	70-130		12/26/11 12:35

39 Spruce Street * East Longmeadow, MA 01028 * FAX 413/525-6405 * TEL. 413/525-2332

Project Location: 25 Skinner Street | Sample Description: | Work Order: 11L0859

Date Received: 12/22/2011

Field Sample #: B-129 2ft | Sampled: 12/21/2011 10:45

Sample ID: 11L0859-06

Sample Matrix: Soil

Semivolatile Organic Compounds by GC/MS

Analyte	Results	RL	Units	Dilution	Flag	Method	Date Prepared	Date/Time Analyzed	Analyst
Acenaphthene	ND	0.18	mg/Kg dry	1		SW-846 8270D	12/28/11	12/28/11 17:09	CDT
Acenaphthylene	ND	0.18	mg/Kg dry	1		SW-846 8270D	12/28/11	12/28/11 17:09	CDT
Anthracene	ND	0.18	mg/Kg dry	1		SW-846 8270D	12/28/11	12/28/11 17:09	CDT
Benzo(a)anthracene	ND	0.18	mg/Kg dry	1		SW-846 8270D	12/28/11	12/28/11 17:09	CDT
Benzo(a)pyrene	ND	0.18	mg/Kg dry	1		SW-846 8270D	12/28/11	12/28/11 17:09	CDT
Benzo(b)fluoranthene	ND	0.18	mg/Kg dry	1		SW-846 8270D	12/28/11	12/28/11 17:09	CDT
Benzo(g,h,i)perylene	ND	0.18	mg/Kg dry	1		SW-846 8270D	12/28/11	12/28/11 17:09	CDT
Benzo(k)fluoranthene	ND	0.18	mg/Kg dry	1		SW-846 8270D	12/28/11	12/28/11 17:09	CDT
Chrysene	ND	0.18	mg/Kg dry	1		SW-846 8270D	12/28/11	12/28/11 17:09	CDT
Dibenz(a,h)anthracene	ND	0.18	mg/Kg dry	1		SW-846 8270D	12/28/11	12/28/11 17:09	CDT
Fluoranthene	ND	0.18	mg/Kg dry	1		SW-846 8270D	12/28/11	12/28/11 17:09	CDT
Fluorene	ND	0.18	mg/Kg dry	1		SW-846 8270D	12/28/11	12/28/11 17:09	CDT
Indeno(1,2,3-cd)pyrene	ND	0.18	mg/Kg dry	1		SW-846 8270D	12/28/11	12/28/11 17:09	CDT
2-Methylnaphthalene	ND	0.18	mg/Kg dry	1		SW-846 8270D	12/28/11	12/28/11 17:09	CDT
Naphthalene	ND	0.18	mg/Kg dry	1		SW-846 8270D	12/28/11	12/28/11 17:09	CDT
Phenanthrene	ND	0.18	mg/Kg dry	1		SW-846 8270D	12/28/11	12/28/11 17:09	CDT
Pyrene	ND	0.18	mg/Kg dry	1	V-20	SW-846 8270D	12/28/11	12/28/11 17:09	CDT

Surrogates	% Recovery	Recovery Limits	Flag	
Nitrobenzene-d5	55.1	30-130		12/28/11 17:09
2-Fluorobiphenyl	56.0	30-130		12/28/11 17:09
Terphenyl-d14	59.9	30-130		12/28/11 17:09

39 Spruce Street * East Longmeadow, MA 01028 * FAX 413/525-6405 * TEL. 413/525-2332

Project Location: 25 Skinner Street
Sample Description:
Work Order: 11L0859

Date Received: 12/22/2011

Field Sample #: B-129 2ft
Sampled: 12/21/2011 10:45

Sample ID: 11L0859-06

Sample Matrix: Soil

Petroleum Hydrocarbons Analyses

Analyte	Results	RL	Units	Dilution	Flag	Method	Date Prepared	Date/Time Analyzed	Analyst
CT ETPH	ND	11	mg/Kg dry	1		CTDEP ETPH	12/28/11	12/29/11 13:13	SCS

Surrogates	% Recovery	Recovery Limits	Flag	
o-Terphenyl	69.8	50-150		12/29/11 13:13

con-test® ANALYTICAL LABORATORY

39 Spruce Street * East Longmeadow, MA 01028 * FAX 413/525-6405 * TEL. 413/525-2332

Project Location: 25 Skinner Street | Sample Description: | Work Order: 11L0859

Date Received: 12/22/2011

Field Sample #: B-129 2ft | Sampled: 12/21/2011 10:45

Sample ID: 11L0859-06

Sample Matrix: Soil

Metals Analyses (Total)

Analyte	Results	RL	Units	Dilution	Flag	Method	Date Prepared	Date/Time Analyzed	Analyst
Antimony	ND	2.7	mg/Kg dry	1		SW-846 6010C	12/23/11	12/27/11 14:35	OP
Arsenic	ND	2.7	mg/Kg dry	1		SW-846 6010C	12/23/11	12/27/11 14:35	OP
Barium	46	2.7	mg/Kg dry	1		SW-846 6010C	12/23/11	12/27/11 14:35	OP
Beryllium	0.65	0.27	mg/Kg dry	1		SW-846 6010C	12/23/11	12/27/11 14:35	OP
Cadmium	ND	0.27	mg/Kg dry	1		SW-846 6010C	12/23/11	12/27/11 14:35	OP
Chromium	6.1	0.53	mg/Kg dry	1		SW-846 6010C	12/23/11	12/27/11 14:35	OP
Copper	33	0.53	mg/Kg dry	1		SW-846 6010C	12/23/11	12/27/11 14:35	OP
Lead	6.8	0.80	mg/Kg dry	1		SW-846 6010C	12/23/11	12/27/11 14:35	OP
Mercury	ND	0.027	mg/Kg dry	1		SW-846 7471B	12/23/11	12/27/11 12:38	AMR
Nickel	7.2	0.53	mg/Kg dry	1		SW-846 6010C	12/23/11	12/27/11 14:35	OP
Selenium	ND	5.3	mg/Kg dry	1		SW-846 6010C	12/23/11	12/27/11 14:35	OP
Silver	ND	0.53	mg/Kg dry	1		SW-846 6010C	12/23/11	12/27/11 14:35	OP
Thallium	ND	2.7	mg/Kg dry	1		SW-846 6010C	12/23/11	12/27/11 14:35	OP
Vanadium	14	1.1	mg/Kg dry	1		SW-846 6010C	12/23/11	12/27/11 14:35	OP
Zinc	18	1.1	mg/Kg dry	1		SW-846 6010C	12/23/11	12/27/11 14:35	OP

39 Spruce Street * East Longmeadow, MA 01028 * FAX 413/525-6405 * TEL. 413/525-2332

Project Location: 25 Skinner Street
Sample Description:
Work Order: 11L0859

Date Received: 12/22/2011

Field Sample #: B-129 2ft
Sampled: 12/21/2011 10:45

Sample ID: 11L0859-06

Sample Matrix: Soil

Conventional Chemistry Parameters by EPA/APHA/SW-846 Methods (Total)

Analyte	Results	RL	Units	Dilution	Flag	Method	Date Prepared	Date/Time Analyzed	Analyst
% Solids	91.9		% Wt	1		SM 2540G	12/28/11	12/29/11 12:04	SY

con-test® ANALYTICAL LABORATORY

39 Spruce Street * East Longmeadow, MA 01028 * FAX 413/525-6405 * TEL. 413/525-2332

Project Location: 25 Skinner Street | Sample Description: | Work Order: 11L0859

Date Received: 12/22/2011

Field Sample #: B-117 2ft | Sampled: 12/21/2011 11:15

Sample ID: 11L0859-07

Sample Matrix: Soil

Volatile Organic Compounds by GC/MS

Analyte	Results	RL	Units	Dilution	Flag	Method	Date Prepared	Date/Time Analyzed	Analyst
Acetone	ND	0.12	mg/Kg dry	1	V-16	SW-846 8260C	12/26/11	12/26/11 13:04	MFF
Acrylonitrile	ND	0.0070	mg/Kg dry	1	V-16	SW-846 8260C	12/26/11	12/26/11 13:04	MFF
Benzene	ND	0.0023	mg/Kg dry	1		SW-846 8260C	12/26/11	12/26/11 13:04	MFF
Bromobenzene	ND	0.0023	mg/Kg dry	1		SW-846 8260C	12/26/11	12/26/11 13:04	MFF
Bromodichloromethane	ND	0.0023	mg/Kg dry	1		SW-846 8260C	12/26/11	12/26/11 13:04	MFF
Bromoform	ND	0.0023	mg/Kg dry	1		SW-846 8260C	12/26/11	12/26/11 13:04	MFF
Bromomethane	ND	0.012	mg/Kg dry	1		SW-846 8260C	12/26/11	12/26/11 13:04	MFF
2-Butanone (MEK)	ND	0.046	mg/Kg dry	1	V-16	SW-846 8260C	12/26/11	12/26/11 13:04	MFF
n-Butylbenzene	ND	0.0023	mg/Kg dry	1		SW-846 8260C	12/26/11	12/26/11 13:04	MFF
sec-Butylbenzene	ND	0.0023	mg/Kg dry	1		SW-846 8260C	12/26/11	12/26/11 13:04	MFF
tert-Butylbenzene	ND	0.0023	mg/Kg dry	1		SW-846 8260C	12/26/11	12/26/11 13:04	MFF
Carbon Disulfide	ND	0.0070	mg/Kg dry	1		SW-846 8260C	12/26/11	12/26/11 13:04	MFF
Carbon Tetrachloride	ND	0.0023	mg/Kg dry	1		SW-846 8260C	12/26/11	12/26/11 13:04	MFF
Chlorobenzene	ND	0.0023	mg/Kg dry	1		SW-846 8260C	12/26/11	12/26/11 13:04	MFF
Chlorodibromomethane	ND	0.0023	mg/Kg dry	1		SW-846 8260C	12/26/11	12/26/11 13:04	MFF
Chloroethane	ND	0.023	mg/Kg dry	1		SW-846 8260C	12/26/11	12/26/11 13:04	MFF
Chloroform	ND	0.0046	mg/Kg dry	1		SW-846 8260C	12/26/11	12/26/11 13:04	MFF
Chloromethane	ND	0.012	mg/Kg dry	1	V-05	SW-846 8260C	12/26/11	12/26/11 13:04	MFF
2-Chlorotoluene	ND	0.0023	mg/Kg dry	1		SW-846 8260C	12/26/11	12/26/11 13:04	MFF
4-Chlorotoluene	ND	0.0023	mg/Kg dry	1		SW-846 8260C	12/26/11	12/26/11 13:04	MFF
1,2-Dibromo-3-chloropropane (DBCP)	ND	0.0046	mg/Kg dry	1		SW-846 8260C	12/26/11	12/26/11 13:04	MFF
1,2-Dibromoethane (EDB)	ND	0.0012	mg/Kg dry	1		SW-846 8260C	12/26/11	12/26/11 13:04	MFF
Dibromomethane	ND	0.0023	mg/Kg dry	1		SW-846 8260C	12/26/11	12/26/11 13:04	MFF
1,2-Dichlorobenzene	ND	0.0023	mg/Kg dry	1		SW-846 8260C	12/26/11	12/26/11 13:04	MFF
1,3-Dichlorobenzene	ND	0.0023	mg/Kg dry	1		SW-846 8260C	12/26/11	12/26/11 13:04	MFF
1,4-Dichlorobenzene	ND	0.0023	mg/Kg dry	1		SW-846 8260C	12/26/11	12/26/11 13:04	MFF
trans-1,4-Dichloro-2-butene	ND	0.0046	mg/Kg dry	1		SW-846 8260C	12/26/11	12/26/11 13:04	MFF
Dichlorodifluoromethane (Freon 12)	ND	0.023	mg/Kg dry	1	V-05	SW-846 8260C	12/26/11	12/26/11 13:04	MFF
1,1-Dichloroethane	ND	0.0023	mg/Kg dry	1		SW-846 8260C	12/26/11	12/26/11 13:04	MFF
1,2-Dichloroethane	ND	0.0023	mg/Kg dry	1		SW-846 8260C	12/26/11	12/26/11 13:04	MFF
1,1-Dichloroethylene	ND	0.0046	mg/Kg dry	1		SW-846 8260C	12/26/11	12/26/11 13:04	MFF
cis-1,2-Dichloroethylene	ND	0.0023	mg/Kg dry	1		SW-846 8260C	12/26/11	12/26/11 13:04	MFF
trans-1,2-Dichloroethylene	ND	0.0023	mg/Kg dry	1		SW-846 8260C	12/26/11	12/26/11 13:04	MFF
1,2-Dichloropropane	ND	0.0023	mg/Kg dry	1		SW-846 8260C	12/26/11	12/26/11 13:04	MFF
1,3-Dichloropropane	ND	0.0012	mg/Kg dry	1		SW-846 8260C	12/26/11	12/26/11 13:04	MFF
2,2-Dichloropropane	ND	0.0023	mg/Kg dry	1		SW-846 8260C	12/26/11	12/26/11 13:04	MFF
1,1-Dichloropropene	ND	0.0023	mg/Kg dry	1		SW-846 8260C	12/26/11	12/26/11 13:04	MFF
cis-1,3-Dichloropropene	ND	0.0012	mg/Kg dry	1		SW-846 8260C	12/26/11	12/26/11 13:04	MFF
trans-1,3-Dichloropropene	ND	0.0012	mg/Kg dry	1		SW-846 8260C	12/26/11	12/26/11 13:04	MFF
Ethylbenzene	ND	0.0023	mg/Kg dry	1		SW-846 8260C	12/26/11	12/26/11 13:04	MFF
Hexachlorobutadiene	ND	0.0023	mg/Kg dry	1		SW-846 8260C	12/26/11	12/26/11 13:04	MFF
2-Hexanone (MBK)	ND	0.023	mg/Kg dry	1		SW-846 8260C	12/26/11	12/26/11 13:04	MFF
Isopropylbenzene (Cumene)	ND	0.0023	mg/Kg dry	1		SW-846 8260C	12/26/11	12/26/11 13:04	MFF

con-test® ANALYTICAL LABORATORY

39 Spruce Street * East Longmeadow, MA 01028 * FAX 413/525-6405 * TEL. 413/525-2332

Project Location: 25 Skinner Street | Sample Description: | Work Order: 11L0859

Date Received: 12/22/2011

Field Sample #: B-117 2ft | Sampled: 12/21/2011 11:15

Sample ID: 11L0859-07

Sample Matrix: Soil

Volatile Organic Compounds by GC/MS

Analyte	Results	RL	Units	Dilution	Flag	Method	Date Prepared	Date/Time Analyzed	Analyst
p-Isopropyltoluene (p-Cymene)	ND	0.0023	mg/Kg dry	1		SW-846 8260C	12/26/11	12/26/11 13:04	MFF
Methyl tert-Butyl Ether (MTBE)	ND	0.0046	mg/Kg dry	1		SW-846 8260C	12/26/11	12/26/11 13:04	MFF
Methylene Chloride	ND	0.023	mg/Kg dry	1		SW-846 8260C	12/26/11	12/26/11 13:04	MFF
4-Methyl-2-pentanone (MIBK)	ND	0.023	mg/Kg dry	1		SW-846 8260C	12/26/11	12/26/11 13:04	MFF
Naphthalene	ND	0.0046	mg/Kg dry	1		SW-846 8260C	12/26/11	12/26/11 13:04	MFF
n-Propylbenzene	ND	0.0023	mg/Kg dry	1		SW-846 8260C	12/26/11	12/26/11 13:04	MFF
Styrene	ND	0.0023	mg/Kg dry	1		SW-846 8260C	12/26/11	12/26/11 13:04	MFF
1,1,1,2-Tetrachloroethane	ND	0.0023	mg/Kg dry	1		SW-846 8260C	12/26/11	12/26/11 13:04	MFF
1,1,2,2-Tetrachloroethane	ND	0.0012	mg/Kg dry	1		SW-846 8260C	12/26/11	12/26/11 13:04	MFF
Tetrachloroethylene	ND	0.0023	mg/Kg dry	1		SW-846 8260C	12/26/11	12/26/11 13:04	MFF
Tetrahydrofuran	ND	0.012	mg/Kg dry	1	V-16	SW-846 8260C	12/26/11	12/26/11 13:04	MFF
Toluene	ND	0.0023	mg/Kg dry	1		SW-846 8260C	12/26/11	12/26/11 13:04	MFF
1,2,3-Trichlorobenzene	ND	0.0023	mg/Kg dry	1		SW-846 8260C	12/26/11	12/26/11 13:04	MFF
1,2,4-Trichlorobenzene	ND	0.0023	mg/Kg dry	1		SW-846 8260C	12/26/11	12/26/11 13:04	MFF
1,1,1-Trichloroethane	ND	0.0023	mg/Kg dry	1		SW-846 8260C	12/26/11	12/26/11 13:04	MFF
1,1,2-Trichloroethane	ND	0.0023	mg/Kg dry	1		SW-846 8260C	12/26/11	12/26/11 13:04	MFF
Trichloroethylene	ND	0.0023	mg/Kg dry	1		SW-846 8260C	12/26/11	12/26/11 13:04	MFF
Trichlorofluoromethane (Freon 11)	ND	0.012	mg/Kg dry	1		SW-846 8260C	12/26/11	12/26/11 13:04	MFF
1,2,3-Trichloropropane	ND	0.0023	mg/Kg dry	1		SW-846 8260C	12/26/11	12/26/11 13:04	MFF
1,1,2-Trichloro-1,2,2-trifluoroethane (Freon 113)	ND	0.012	mg/Kg dry	1		SW-846 8260C	12/26/11	12/26/11 13:04	MFF
1,2,4-Trimethylbenzene	ND	0.0023	mg/Kg dry	1		SW-846 8260C	12/26/11	12/26/11 13:04	MFF
1,3,5-Trimethylbenzene	ND	0.0023	mg/Kg dry	1		SW-846 8260C	12/26/11	12/26/11 13:04	MFF
Vinyl Chloride	ND	0.012	mg/Kg dry	1		SW-846 8260C	12/26/11	12/26/11 13:04	MFF
m+p Xylene	ND	0.0046	mg/Kg dry	1		SW-846 8260C	12/26/11	12/26/11 13:04	MFF
o-Xylene	ND	0.0023	mg/Kg dry	1		SW-846 8260C	12/26/11	12/26/11 13:04	MFF

Surrogates	% Recovery	Recovery Limits	Flag	
1,2-Dichloroethane-d4	83.6	70-130		12/26/11 13:04
Toluene-d8	103	70-130		12/26/11 13:04
4-Bromofluorobenzene	88.8	70-130		12/26/11 13:04

con-test® ANALYTICAL LABORATORY

39 Spruce Street * East Longmeadow, MA 01028 * FAX 413/525-6405 * TEL. 413/525-2332

Project Location: 25 Skinner Street | Sample Description: | Work Order: 11L0859

Date Received: 12/22/2011

Field Sample #: B-117 2ft | Sampled: 12/21/2011 11:15

Sample ID: 11L0859-07

Sample Matrix: Soil

Semivolatile Organic Compounds by GC/MS

Analyte	Results	RL	Units	Dilution	Flag	Method	Date Prepared	Date/Time Analyzed	Analyst
Acenaphthene	ND	0.21	mg/Kg dry	1		SW-846 8270D	12/28/11	12/28/11 17:40	CDT
Acenaphthylene	ND	0.21	mg/Kg dry	1		SW-846 8270D	12/28/11	12/28/11 17:40	CDT
Anthracene	ND	0.21	mg/Kg dry	1		SW-846 8270D	12/28/11	12/28/11 17:40	CDT
Benzo(a)anthracene	ND	0.21	mg/Kg dry	1		SW-846 8270D	12/28/11	12/28/11 17:40	CDT
Benzo(a)pyrene	ND	0.21	mg/Kg dry	1		SW-846 8270D	12/28/11	12/28/11 17:40	CDT
Benzo(b)fluoranthene	0.22	0.21	mg/Kg dry	1		SW-846 8270D	12/28/11	12/28/11 17:40	CDT
Benzo(g,h,i)perylene	ND	0.21	mg/Kg dry	1		SW-846 8270D	12/28/11	12/28/11 17:40	CDT
Benzo(k)fluoranthene	ND	0.21	mg/Kg dry	1		SW-846 8270D	12/28/11	12/28/11 17:40	CDT
Chrysene	ND	0.21	mg/Kg dry	1		SW-846 8270D	12/28/11	12/28/11 17:40	CDT
Dibenz(a,h)anthracene	ND	0.21	mg/Kg dry	1		SW-846 8270D	12/28/11	12/28/11 17:40	CDT
Fluoranthene	ND	0.21	mg/Kg dry	1		SW-846 8270D	12/28/11	12/28/11 17:40	CDT
Fluorene	ND	0.21	mg/Kg dry	1		SW-846 8270D	12/28/11	12/28/11 17:40	CDT
Indeno(1,2,3-cd)pyrene	ND	0.21	mg/Kg dry	1		SW-846 8270D	12/28/11	12/28/11 17:40	CDT
2-Methylnaphthalene	ND	0.21	mg/Kg dry	1		SW-846 8270D	12/28/11	12/28/11 17:40	CDT
Naphthalene	ND	0.21	mg/Kg dry	1		SW-846 8270D	12/28/11	12/28/11 17:40	CDT
Phenanthrene	ND	0.21	mg/Kg dry	1		SW-846 8270D	12/28/11	12/28/11 17:40	CDT
Pyrene	0.32	0.21	mg/Kg dry	1	V-06	SW-846 8270D	12/28/11	12/28/11 17:40	CDT

Surrogates	% Recovery	Recovery Limits	Flag	
Nitrobenzene-d5	58.3	30-130		12/28/11 17:40
2-Fluorobiphenyl	61.4	30-130		12/28/11 17:40
Terphenyl-d14	64.4	30-130		12/28/11 17:40

39 Spruce Street * East Longmeadow, MA 01028 * FAX 413/525-6405 * TEL. 413/525-2332

Project Location: 25 Skinner Street
Sample Description:
Work Order: 11L0859

Date Received: 12/22/2011

Field Sample #: B-117 2ft
Sampled: 12/21/2011 11:15

Sample ID: 11L0859-07

Sample Matrix: Soil

Petroleum Hydrocarbons Analyses

Analyte	Results	RL	Units	Dilution	Flag	Method	Date Prepared	Date/Time Analyzed	Analyst
CT ETPH	22	12	mg/Kg dry	1		CTDEP ETPH	12/28/11	12/29/11 12:00	SCS

Surrogates	% Recovery	Recovery Limits	Flag		
o-Terphenyl	73.4	50-150			12/29/11 12:00

39 Spruce Street * East Longmeadow, MA 01028 * FAX 413/525-6405 * TEL. 413/525-2332

Project Location: 25 Skinner Street
Sample Description:
Work Order: 11L0859

Date Received: 12/22/2011

Field Sample #: B-117 2ft
Sampled: 12/21/2011 11:15

Sample ID: 11L0859-07

Sample Matrix: Soil

Metals Analyses (Total)

Analyte	Results	RL	Units	Dilution	Flag	Method	Date Prepared	Date/Time Analyzed	Analyst
Antimony	ND	3.1	mg/Kg dry	1		SW-846 6010C	12/23/11	12/27/11 14:40	OP
Arsenic	12	3.1	mg/Kg dry	1		SW-846 6010C	12/23/11	12/27/11 14:40	OP
Barium	63	3.1	mg/Kg dry	1		SW-846 6010C	12/23/11	12/27/11 14:40	OP
Beryllium	ND	0.31	mg/Kg dry	1		SW-846 6010C	12/23/11	12/27/11 14:40	OP
Cadmium	0.74	0.31	mg/Kg dry	1		SW-846 6010C	12/23/11	12/27/11 14:40	OP
Chromium	11	0.62	mg/Kg dry	1		SW-846 6010C	12/23/11	12/27/11 14:40	OP
Copper	760	0.62	mg/Kg dry	1		SW-846 6010C	12/23/11	12/27/11 14:40	OP
Lead	100	0.93	mg/Kg dry	1		SW-846 6010C	12/23/11	12/27/11 14:40	OP
Mercury	0.076	0.031	mg/Kg dry	1		SW-846 7471B	12/23/11	12/27/11 12:40	AMR
Nickel	100	0.62	mg/Kg dry	1		SW-846 6010C	12/23/11	12/27/11 14:40	OP
Selenium	ND	6.2	mg/Kg dry	1		SW-846 6010C	12/23/11	12/27/11 14:40	OP
Silver	ND	0.62	mg/Kg dry	1		SW-846 6010C	12/23/11	12/27/11 14:40	OP
Thallium	ND	3.1	mg/Kg dry	1		SW-846 6010C	12/23/11	12/27/11 14:40	OP
Vanadium	45	1.2	mg/Kg dry	1		SW-846 6010C	12/23/11	12/27/11 14:40	OP
Zinc	380	1.2	mg/Kg dry	1		SW-846 6010C	12/23/11	12/27/11 14:40	OP

39 Spruce Street * East Longmeadow, MA 01028 * FAX 413/525-6405 * TEL. 413/525-2332

Project Location: 25 Skinner Street
Sample Description:
Work Order: 11L0859

Date Received: 12/22/2011

Field Sample #: B-117 2ft
Sampled: 12/21/2011 11:15

Sample ID: 11L0859-07

Sample Matrix: Soil

Conventional Chemistry Parameters by EPA/APHA/SW-846 Methods (Total)

Analyte	Results	RL	Units	Dilution	Flag	Method	Date Prepared	Date/Time Analyzed	Analyst
% Solids	80.4		% Wt	1		SM 2540G	12/28/11	12/29/11 12:04	SY

con-test® ANALYTICAL LABORATORY

39 Spruce Street * East Longmeadow, MA 01028 * FAX 413/525-6405 * TEL. 413/525-2332

Project Location: 25 Skinner Street | Sample Description: | Work Order: 11L0859

Date Received: 12/22/2011

Field Sample #: B-116/MW-3 2-4ft | Sampled: 12/21/2011 11:45

Sample ID: 11L0859-08

Sample Matrix: Soil

Volatile Organic Compounds by GC/MS

Analyte	Results	RL	Units	Dilution	Flag	Method	Date Prepared	Date/Time Analyzed	Analyst
Acetone	ND	0.092	mg/Kg dry	1	V-16	SW-846 8260C	12/26/11	12/26/11 13:33	MFF
Acrylonitrile	ND	0.0055	mg/Kg dry	1	V-16	SW-846 8260C	12/26/11	12/26/11 13:33	MFF
Benzene	ND	0.0018	mg/Kg dry	1		SW-846 8260C	12/26/11	12/26/11 13:33	MFF
Bromobenzene	ND	0.0018	mg/Kg dry	1		SW-846 8260C	12/26/11	12/26/11 13:33	MFF
Bromodichloromethane	ND	0.0018	mg/Kg dry	1		SW-846 8260C	12/26/11	12/26/11 13:33	MFF
Bromoform	ND	0.0018	mg/Kg dry	1		SW-846 8260C	12/26/11	12/26/11 13:33	MFF
Bromomethane	ND	0.0092	mg/Kg dry	1		SW-846 8260C	12/26/11	12/26/11 13:33	MFF
2-Butanone (MEK)	ND	0.037	mg/Kg dry	1	V-16	SW-846 8260C	12/26/11	12/26/11 13:33	MFF
n-Butylbenzene	ND	0.0018	mg/Kg dry	1		SW-846 8260C	12/26/11	12/26/11 13:33	MFF
sec-Butylbenzene	ND	0.0018	mg/Kg dry	1		SW-846 8260C	12/26/11	12/26/11 13:33	MFF
tert-Butylbenzene	ND	0.0018	mg/Kg dry	1		SW-846 8260C	12/26/11	12/26/11 13:33	MFF
Carbon Disulfide	ND	0.0055	mg/Kg dry	1		SW-846 8260C	12/26/11	12/26/11 13:33	MFF
Carbon Tetrachloride	ND	0.0018	mg/Kg dry	1		SW-846 8260C	12/26/11	12/26/11 13:33	MFF
Chlorobenzene	ND	0.0018	mg/Kg dry	1		SW-846 8260C	12/26/11	12/26/11 13:33	MFF
Chlorodibromomethane	ND	0.0018	mg/Kg dry	1		SW-846 8260C	12/26/11	12/26/11 13:33	MFF
Chloroethane	ND	0.018	mg/Kg dry	1		SW-846 8260C	12/26/11	12/26/11 13:33	MFF
Chloroform	ND	0.0037	mg/Kg dry	1		SW-846 8260C	12/26/11	12/26/11 13:33	MFF
Chloromethane	ND	0.0092	mg/Kg dry	1	V-05	SW-846 8260C	12/26/11	12/26/11 13:33	MFF
2-Chlorotoluene	ND	0.0018	mg/Kg dry	1		SW-846 8260C	12/26/11	12/26/11 13:33	MFF
4-Chlorotoluene	ND	0.0018	mg/Kg dry	1		SW-846 8260C	12/26/11	12/26/11 13:33	MFF
1,2-Dibromo-3-chloropropane (DBCP)	ND	0.0037	mg/Kg dry	1		SW-846 8260C	12/26/11	12/26/11 13:33	MFF
1,2-Dibromoethane (EDB)	ND	0.00092	mg/Kg dry	1		SW-846 8260C	12/26/11	12/26/11 13:33	MFF
Dibromomethane	ND	0.0018	mg/Kg dry	1		SW-846 8260C	12/26/11	12/26/11 13:33	MFF
1,2-Dichlorobenzene	ND	0.0018	mg/Kg dry	1		SW-846 8260C	12/26/11	12/26/11 13:33	MFF
1,3-Dichlorobenzene	ND	0.0018	mg/Kg dry	1		SW-846 8260C	12/26/11	12/26/11 13:33	MFF
1,4-Dichlorobenzene	ND	0.0018	mg/Kg dry	1		SW-846 8260C	12/26/11	12/26/11 13:33	MFF
trans-1,4-Dichloro-2-butene	ND	0.0037	mg/Kg dry	1		SW-846 8260C	12/26/11	12/26/11 13:33	MFF
Dichlorodifluoromethane (Freon 12)	ND	0.018	mg/Kg dry	1	V-05	SW-846 8260C	12/26/11	12/26/11 13:33	MFF
1,1-Dichloroethane	ND	0.0018	mg/Kg dry	1		SW-846 8260C	12/26/11	12/26/11 13:33	MFF
1,2-Dichloroethane	ND	0.0018	mg/Kg dry	1		SW-846 8260C	12/26/11	12/26/11 13:33	MFF
1,1-Dichloroethylene	ND	0.0037	mg/Kg dry	1		SW-846 8260C	12/26/11	12/26/11 13:33	MFF
cis-1,2-Dichloroethylene	ND	0.0018	mg/Kg dry	1		SW-846 8260C	12/26/11	12/26/11 13:33	MFF
trans-1,2-Dichloroethylene	ND	0.0018	mg/Kg dry	1		SW-846 8260C	12/26/11	12/26/11 13:33	MFF
1,2-Dichloropropane	ND	0.0018	mg/Kg dry	1		SW-846 8260C	12/26/11	12/26/11 13:33	MFF
1,3-Dichloropropane	ND	0.00092	mg/Kg dry	1		SW-846 8260C	12/26/11	12/26/11 13:33	MFF
2,2-Dichloropropane	ND	0.0018	mg/Kg dry	1		SW-846 8260C	12/26/11	12/26/11 13:33	MFF
1,1-Dichloropropene	ND	0.0018	mg/Kg dry	1		SW-846 8260C	12/26/11	12/26/11 13:33	MFF
cis-1,3-Dichloropropene	ND	0.00092	mg/Kg dry	1		SW-846 8260C	12/26/11	12/26/11 13:33	MFF
trans-1,3-Dichloropropene	ND	0.00092	mg/Kg dry	1		SW-846 8260C	12/26/11	12/26/11 13:33	MFF
Ethylbenzene	ND	0.0018	mg/Kg dry	1		SW-846 8260C	12/26/11	12/26/11 13:33	MFF
Hexachlorobutadiene	ND	0.0018	mg/Kg dry	1		SW-846 8260C	12/26/11	12/26/11 13:33	MFF
2-Hexanone (MBK)	ND	0.018	mg/Kg dry	1		SW-846 8260C	12/26/11	12/26/11 13:33	MFF
Isopropylbenzene (Cumene)	ND	0.0018	mg/Kg dry	1		SW-846 8260C	12/26/11	12/26/11 13:33	MFF

con-test® ANALYTICAL LABORATORY

39 Spruce Street * East Longmeadow, MA 01028 * FAX 413/525-6405 * TEL. 413/525-2332

Project Location: 25 Skinner Street | Sample Description: | Work Order: 11L0859

Date Received: 12/22/2011

Field Sample #: B-116/MW-3 2-4ft | Sampled: 12/21/2011 11:45

Sample ID: 11L0859-08

Sample Matrix: Soil

Volatile Organic Compounds by GC/MS

Analyte	Results	RL	Units	Dilution	Flag	Method	Date Prepared	Date/Time Analyzed	Analyst
p-Isopropyltoluene (p-Cymene)	ND	0.0018	mg/Kg dry	1		SW-846 8260C	12/26/11	12/26/11 13:33	MFF
Methyl tert-Butyl Ether (MTBE)	ND	0.0037	mg/Kg dry	1		SW-846 8260C	12/26/11	12/26/11 13:33	MFF
Methylene Chloride	ND	0.018	mg/Kg dry	1		SW-846 8260C	12/26/11	12/26/11 13:33	MFF
4-Methyl-2-pentanone (MIBK)	ND	0.018	mg/Kg dry	1		SW-846 8260C	12/26/11	12/26/11 13:33	MFF
Naphthalene	ND	0.0037	mg/Kg dry	1		SW-846 8260C	12/26/11	12/26/11 13:33	MFF
n-Propylbenzene	ND	0.0018	mg/Kg dry	1		SW-846 8260C	12/26/11	12/26/11 13:33	MFF
Styrene	ND	0.0018	mg/Kg dry	1		SW-846 8260C	12/26/11	12/26/11 13:33	MFF
1,1,1,2-Tetrachloroethane	ND	0.0018	mg/Kg dry	1		SW-846 8260C	12/26/11	12/26/11 13:33	MFF
1,1,2,2-Tetrachloroethane	ND	0.00092	mg/Kg dry	1		SW-846 8260C	12/26/11	12/26/11 13:33	MFF
Tetrachloroethylene	ND	0.0018	mg/Kg dry	1		SW-846 8260C	12/26/11	12/26/11 13:33	MFF
Tetrahydrofuran	ND	0.0092	mg/Kg dry	1	V-16	SW-846 8260C	12/26/11	12/26/11 13:33	MFF
Toluene	ND	0.0018	mg/Kg dry	1		SW-846 8260C	12/26/11	12/26/11 13:33	MFF
1,2,3-Trichlorobenzene	ND	0.0018	mg/Kg dry	1		SW-846 8260C	12/26/11	12/26/11 13:33	MFF
1,2,4-Trichlorobenzene	ND	0.0018	mg/Kg dry	1		SW-846 8260C	12/26/11	12/26/11 13:33	MFF
1,1,1-Trichloroethane	ND	0.0018	mg/Kg dry	1		SW-846 8260C	12/26/11	12/26/11 13:33	MFF
1,1,2-Trichloroethane	ND	0.0018	mg/Kg dry	1		SW-846 8260C	12/26/11	12/26/11 13:33	MFF
Trichloroethylene	ND	0.0018	mg/Kg dry	1		SW-846 8260C	12/26/11	12/26/11 13:33	MFF
Trichlorofluoromethane (Freon 11)	ND	0.0092	mg/Kg dry	1		SW-846 8260C	12/26/11	12/26/11 13:33	MFF
1,2,3-Trichloropropane	ND	0.0018	mg/Kg dry	1		SW-846 8260C	12/26/11	12/26/11 13:33	MFF
1,1,2-Trichloro-1,2,2-trifluoroethane (Freon 113)	ND	0.0092	mg/Kg dry	1		SW-846 8260C	12/26/11	12/26/11 13:33	MFF
1,2,4-Trimethylbenzene	ND	0.0018	mg/Kg dry	1		SW-846 8260C	12/26/11	12/26/11 13:33	MFF
1,3,5-Trimethylbenzene	ND	0.0018	mg/Kg dry	1		SW-846 8260C	12/26/11	12/26/11 13:33	MFF
Vinyl Chloride	ND	0.0092	mg/Kg dry	1		SW-846 8260C	12/26/11	12/26/11 13:33	MFF
m+p Xylene	ND	0.0037	mg/Kg dry	1		SW-846 8260C	12/26/11	12/26/11 13:33	MFF
o-Xylene	ND	0.0018	mg/Kg dry	1		SW-846 8260C	12/26/11	12/26/11 13:33	MFF

Surrogates	% Recovery	Recovery Limits	Flag	
1,2-Dichloroethane-d4	81.8	70-130		12/26/11 13:33
Toluene-d8	105	70-130		12/26/11 13:33
4-Bromofluorobenzene	91.5	70-130		12/26/11 13:33

39 Spruce Street * East Longmeadow, MA 01028 * FAX 413/525-6405 * TEL. 413/525-2332

Project Location: 25 Skinner Street | Sample Description: | Work Order: 11L0859

Date Received: 12/22/2011

Field Sample #: B-116/MW-3 2-4ft | Sampled: 12/21/2011 11:45

Sample ID: 11L0859-08

Sample Matrix: Soil

Semivolatile Organic Compounds by GC/MS

Analyte	Results	RL	Units	Dilution	Flag	Method	Date Prepared	Date/Time Analyzed	Analyst
Acenaphthene	ND	0.23	mg/Kg dry	1		SW-846 8270D	12/28/11	12/28/11 18:11	CDT
Acenaphthylene	ND	0.23	mg/Kg dry	1		SW-846 8270D	12/28/11	12/28/11 18:11	CDT
Anthracene	ND	0.23	mg/Kg dry	1		SW-846 8270D	12/28/11	12/28/11 18:11	CDT
Benzo(a)anthracene	ND	0.23	mg/Kg dry	1		SW-846 8270D	12/28/11	12/28/11 18:11	CDT
Benzo(a)pyrene	ND	0.23	mg/Kg dry	1		SW-846 8270D	12/28/11	12/28/11 18:11	CDT
Benzo(b)fluoranthene	ND	0.23	mg/Kg dry	1		SW-846 8270D	12/28/11	12/28/11 18:11	CDT
Benzo(g,h,i)perylene	ND	0.23	mg/Kg dry	1		SW-846 8270D	12/28/11	12/28/11 18:11	CDT
Benzo(k)fluoranthene	ND	0.23	mg/Kg dry	1		SW-846 8270D	12/28/11	12/28/11 18:11	CDT
Chrysene	ND	0.23	mg/Kg dry	1		SW-846 8270D	12/28/11	12/28/11 18:11	CDT
Dibenz(a,h)anthracene	ND	0.23	mg/Kg dry	1		SW-846 8270D	12/28/11	12/28/11 18:11	CDT
Fluoranthene	ND	0.23	mg/Kg dry	1		SW-846 8270D	12/28/11	12/28/11 18:11	CDT
Fluorene	ND	0.23	mg/Kg dry	1		SW-846 8270D	12/28/11	12/28/11 18:11	CDT
Indeno(1,2,3-cd)pyrene	ND	0.23	mg/Kg dry	1		SW-846 8270D	12/28/11	12/28/11 18:11	CDT
2-Methylnaphthalene	ND	0.23	mg/Kg dry	1		SW-846 8270D	12/28/11	12/28/11 18:11	CDT
Naphthalene	ND	0.23	mg/Kg dry	1		SW-846 8270D	12/28/11	12/28/11 18:11	CDT
Phenanthrene	ND	0.23	mg/Kg dry	1		SW-846 8270D	12/28/11	12/28/11 18:11	CDT
Pyrene	ND	0.23	mg/Kg dry	1	V-20	SW-846 8270D	12/28/11	12/28/11 18:11	CDT

Surrogates	% Recovery	Recovery Limits	Flag	
Nitrobenzene-d5	53.0	30-130		12/28/11 18:11
2-Fluorobiphenyl	56.8	30-130		12/28/11 18:11
Terphenyl-d14	68.9	30-130		12/28/11 18:11

39 Spruce Street * East Longmeadow, MA 01028 * FAX 413/525-6405 * TEL. 413/525-2332

Project Location: 25 Skinner Street
Sample Description:
Work Order: 11L0859

Date Received: 12/22/2011

Field Sample #: B-116/MW-3 2-4ft
Sampled: 12/21/2011 11:45

Sample ID: 11L0859-08

Sample Matrix: Soil

Petroleum Hydrocarbons Analyses

Analyte	Results	RL	Units	Dilution	Flag	Method	Date Prepared	Date/Time Analyzed	Analyst
CT ETPH	41	13	mg/Kg dry	1		CTDEP ETPH	12/28/11	12/29/11 12:18	SCS

Surrogates	% Recovery	Recovery Limits	Flag	
o-Terphenyl	55.9	50-150		12/29/11 12:18

39 Spruce Street * East Longmeadow, MA 01028 * FAX 413/525-6405 * TEL. 413/525-2332

Project Location: 25 Skinner Street
Sample Description:
Work Order: 11L0859

Date Received: 12/22/2011

Field Sample #: B-116/MW-3 2-4ft
Sampled: 12/21/2011 11:45

Sample ID: 11L0859-08

Sample Matrix: Soil

Metals Analyses (Total)

Analyte	Results	RL	Units	Dilution	Flag	Method	Date Prepared	Date/Time Analyzed	Analyst
Antimony	ND	3.3	mg/Kg dry	1		SW-846 6010C	12/23/11	12/27/11 14:45	OP
Arsenic	12	3.3	mg/Kg dry	1		SW-846 6010C	12/23/11	12/27/11 14:45	OP
Barium	68	3.3	mg/Kg dry	1		SW-846 6010C	12/23/11	12/27/11 14:45	OP
Beryllium	ND	0.33	mg/Kg dry	1		SW-846 6010C	12/23/11	12/27/11 14:45	OP
Cadmium	0.50	0.33	mg/Kg dry	1		SW-846 6010C	12/23/11	12/27/11 14:45	OP
Chromium	24	0.66	mg/Kg dry	1		SW-846 6010C	12/23/11	12/27/11 14:45	OP
Copper	540	0.66	mg/Kg dry	1		SW-846 6010C	12/23/11	12/27/11 14:45	OP
Lead	69	0.98	mg/Kg dry	1		SW-846 6010C	12/23/11	12/27/11 14:45	OP
Mercury	0.11	0.033	mg/Kg dry	1		SW-846 7471B	12/23/11	12/27/11 12:41	AMR
Nickel	22	0.66	mg/Kg dry	1		SW-846 6010C	12/23/11	12/27/11 14:45	OP
Selenium	ND	6.6	mg/Kg dry	1		SW-846 6010C	12/23/11	12/27/11 14:45	OP
Silver	1.4	0.66	mg/Kg dry	1		SW-846 6010C	12/23/11	12/27/11 14:45	OP
Thallium	ND	3.3	mg/Kg dry	1		SW-846 6010C	12/23/11	12/27/11 14:45	OP
Vanadium	49	1.3	mg/Kg dry	1		SW-846 6010C	12/23/11	12/27/11 14:45	OP
Zinc	460	1.3	mg/Kg dry	1		SW-846 6010C	12/23/11	12/27/11 14:45	OP

39 Spruce Street * East Longmeadow, MA 01028 * FAX 413/525-6405 * TEL. 413/525-2332

Project Location: 25 Skinner Street
Sample Description:
Work Order: 11L0859

Date Received: 12/22/2011

Field Sample #: B-116/MW-3 2-4ft
Sampled: 12/21/2011 11:45

Sample ID: 11L0859-08

Sample Matrix: Soil

Conventional Chemistry Parameters by EPA/APHA/SW-846 Methods (Total)

Analyte	Results	RL	Units	Dilution	Flag	Method	Date Prepared	Date/Time Analyzed	Analyst
% Solids	74.5		% Wt	1		SM 2540G	12/28/11	12/29/11 12:04	SY

con-test® ANALYTICAL LABORATORY

39 Spruce Street * East Longmeadow, MA 01028 * FAX 413/525-6405 * TEL. 413/525-2332

Project Location: 25 Skinner Street | Sample Description: | Work Order: 11L0859

Date Received: 12/22/2011

Field Sample #: B-116/MW-3 2-4ft DUP | Sampled: 12/21/2011 12:00

Sample ID: 11L0859-09

Sample Matrix: Soil

Volatile Organic Compounds by GC/MS

Analyte	Results	RL	Units	Dilution	Flag	Method	Date Prepared	Date/Time Analyzed	Analyst
Acetone	ND	0.20	mg/Kg dry	1	V-16	SW-846 8260C	12/26/11	12/26/11 15:00	MFF
Acrylonitrile	ND	0.012	mg/Kg dry	1	V-16	SW-846 8260C	12/26/11	12/26/11 15:00	MFF
Benzene	ND	0.0040	mg/Kg dry	1		SW-846 8260C	12/26/11	12/26/11 15:00	MFF
Bromobenzene	ND	0.0040	mg/Kg dry	1		SW-846 8260C	12/26/11	12/26/11 15:00	MFF
Bromodichloromethane	ND	0.0040	mg/Kg dry	1		SW-846 8260C	12/26/11	12/26/11 15:00	MFF
Bromoform	ND	0.0040	mg/Kg dry	1		SW-846 8260C	12/26/11	12/26/11 15:00	MFF
Bromomethane	ND	0.020	mg/Kg dry	1		SW-846 8260C	12/26/11	12/26/11 15:00	MFF
2-Butanone (MEK)	ND	0.080	mg/Kg dry	1	V-16	SW-846 8260C	12/26/11	12/26/11 15:00	MFF
n-Butylbenzene	ND	0.0040	mg/Kg dry	1		SW-846 8260C	12/26/11	12/26/11 15:00	MFF
sec-Butylbenzene	ND	0.0040	mg/Kg dry	1		SW-846 8260C	12/26/11	12/26/11 15:00	MFF
tert-Butylbenzene	ND	0.0040	mg/Kg dry	1		SW-846 8260C	12/26/11	12/26/11 15:00	MFF
Carbon Disulfide	ND	0.012	mg/Kg dry	1		SW-846 8260C	12/26/11	12/26/11 15:00	MFF
Carbon Tetrachloride	ND	0.0040	mg/Kg dry	1		SW-846 8260C	12/26/11	12/26/11 15:00	MFF
Chlorobenzene	ND	0.0040	mg/Kg dry	1		SW-846 8260C	12/26/11	12/26/11 15:00	MFF
Chlorodibromomethane	ND	0.0040	mg/Kg dry	1		SW-846 8260C	12/26/11	12/26/11 15:00	MFF
Chloroethane	ND	0.040	mg/Kg dry	1		SW-846 8260C	12/26/11	12/26/11 15:00	MFF
Chloroform	ND	0.0080	mg/Kg dry	1		SW-846 8260C	12/26/11	12/26/11 15:00	MFF
Chloromethane	ND	0.020	mg/Kg dry	1	V-05	SW-846 8260C	12/26/11	12/26/11 15:00	MFF
2-Chlorotoluene	ND	0.0040	mg/Kg dry	1		SW-846 8260C	12/26/11	12/26/11 15:00	MFF
4-Chlorotoluene	ND	0.0040	mg/Kg dry	1		SW-846 8260C	12/26/11	12/26/11 15:00	MFF
1,2-Dibromo-3-chloropropane (DBCP)	ND	0.0080	mg/Kg dry	1		SW-846 8260C	12/26/11	12/26/11 15:00	MFF
1,2-Dibromoethane (EDB)	ND	0.0020	mg/Kg dry	1		SW-846 8260C	12/26/11	12/26/11 15:00	MFF
Dibromomethane	ND	0.0040	mg/Kg dry	1		SW-846 8260C	12/26/11	12/26/11 15:00	MFF
1,2-Dichlorobenzene	ND	0.0040	mg/Kg dry	1		SW-846 8260C	12/26/11	12/26/11 15:00	MFF
1,3-Dichlorobenzene	ND	0.0040	mg/Kg dry	1		SW-846 8260C	12/26/11	12/26/11 15:00	MFF
1,4-Dichlorobenzene	ND	0.0040	mg/Kg dry	1		SW-846 8260C	12/26/11	12/26/11 15:00	MFF
trans-1,4-Dichloro-2-butene	ND	0.0080	mg/Kg dry	1		SW-846 8260C	12/26/11	12/26/11 15:00	MFF
Dichlorodifluoromethane (Freon 12)	ND	0.040	mg/Kg dry	1	V-05	SW-846 8260C	12/26/11	12/26/11 15:00	MFF
1,1-Dichloroethane	ND	0.0040	mg/Kg dry	1		SW-846 8260C	12/26/11	12/26/11 15:00	MFF
1,2-Dichloroethane	ND	0.0040	mg/Kg dry	1		SW-846 8260C	12/26/11	12/26/11 15:00	MFF
1,1-Dichloroethylene	ND	0.0080	mg/Kg dry	1		SW-846 8260C	12/26/11	12/26/11 15:00	MFF
cis-1,2-Dichloroethylene	ND	0.0040	mg/Kg dry	1		SW-846 8260C	12/26/11	12/26/11 15:00	MFF
trans-1,2-Dichloroethylene	ND	0.0040	mg/Kg dry	1		SW-846 8260C	12/26/11	12/26/11 15:00	MFF
1,2-Dichloropropane	ND	0.0040	mg/Kg dry	1		SW-846 8260C	12/26/11	12/26/11 15:00	MFF
1,3-Dichloropropane	ND	0.0020	mg/Kg dry	1		SW-846 8260C	12/26/11	12/26/11 15:00	MFF
2,2-Dichloropropane	ND	0.0040	mg/Kg dry	1		SW-846 8260C	12/26/11	12/26/11 15:00	MFF
1,1-Dichloropropene	ND	0.0040	mg/Kg dry	1		SW-846 8260C	12/26/11	12/26/11 15:00	MFF
cis-1,3-Dichloropropene	ND	0.0020	mg/Kg dry	1		SW-846 8260C	12/26/11	12/26/11 15:00	MFF
trans-1,3-Dichloropropene	ND	0.0020	mg/Kg dry	1		SW-846 8260C	12/26/11	12/26/11 15:00	MFF
Ethylbenzene	ND	0.0040	mg/Kg dry	1		SW-846 8260C	12/26/11	12/26/11 15:00	MFF
Hexachlorobutadiene	ND	0.0040	mg/Kg dry	1		SW-846 8260C	12/26/11	12/26/11 15:00	MFF
2-Hexanone (MBK)	ND	0.040	mg/Kg dry	1		SW-846 8260C	12/26/11	12/26/11 15:00	MFF
Isopropylbenzene (Cumene)	ND	0.0040	mg/Kg dry	1		SW-846 8260C	12/26/11	12/26/11 15:00	MFF

con-test® ANALYTICAL LABORATORY

39 Spruce Street * East Longmeadow, MA 01028 * FAX 413/525-6405 * TEL. 413/525-2332

Project Location: 25 Skinner Street | Sample Description: | Work Order: 11L0859

Date Received: 12/22/2011

Field Sample #: B-116/MW-3 2-4ft DUP | Sampled: 12/21/2011 12:00

Sample ID: 11L0859-09

Sample Matrix: Soil

Volatile Organic Compounds by GC/MS

Analyte	Results	RL	Units	Dilution	Flag	Method	Date Prepared	Date/Time Analyzed	Analyst
p-Isopropyltoluene (p-Cymene)	ND	0.0040	mg/Kg dry	1		SW-846 8260C	12/26/11	12/26/11 15:00	MFF
Methyl tert-Butyl Ether (MTBE)	ND	0.0080	mg/Kg dry	1		SW-846 8260C	12/26/11	12/26/11 15:00	MFF
Methylene Chloride	ND	0.040	mg/Kg dry	1		SW-846 8260C	12/26/11	12/26/11 15:00	MFF
4-Methyl-2-pentanone (MIBK)	ND	0.040	mg/Kg dry	1		SW-846 8260C	12/26/11	12/26/11 15:00	MFF
Naphthalene	ND	0.0080	mg/Kg dry	1		SW-846 8260C	12/26/11	12/26/11 15:00	MFF
n-Propylbenzene	ND	0.0040	mg/Kg dry	1		SW-846 8260C	12/26/11	12/26/11 15:00	MFF
Styrene	ND	0.0040	mg/Kg dry	1		SW-846 8260C	12/26/11	12/26/11 15:00	MFF
1,1,1,2-Tetrachloroethane	ND	0.0040	mg/Kg dry	1		SW-846 8260C	12/26/11	12/26/11 15:00	MFF
1,1,2,2-Tetrachloroethane	ND	0.0020	mg/Kg dry	1		SW-846 8260C	12/26/11	12/26/11 15:00	MFF
Tetrachloroethylene	ND	0.0040	mg/Kg dry	1		SW-846 8260C	12/26/11	12/26/11 15:00	MFF
Tetrahydrofuran	ND	0.020	mg/Kg dry	1	V-16	SW-846 8260C	12/26/11	12/26/11 15:00	MFF
Toluene	ND	0.0040	mg/Kg dry	1		SW-846 8260C	12/26/11	12/26/11 15:00	MFF
1,2,3-Trichlorobenzene	ND	0.0040	mg/Kg dry	1		SW-846 8260C	12/26/11	12/26/11 15:00	MFF
1,2,4-Trichlorobenzene	ND	0.0040	mg/Kg dry	1		SW-846 8260C	12/26/11	12/26/11 15:00	MFF
1,1,1-Trichloroethane	ND	0.0040	mg/Kg dry	1		SW-846 8260C	12/26/11	12/26/11 15:00	MFF
1,1,2-Trichloroethane	ND	0.0040	mg/Kg dry	1		SW-846 8260C	12/26/11	12/26/11 15:00	MFF
Trichloroethylene	ND	0.0040	mg/Kg dry	1		SW-846 8260C	12/26/11	12/26/11 15:00	MFF
Trichlorofluoromethane (Freon 11)	ND	0.020	mg/Kg dry	1		SW-846 8260C	12/26/11	12/26/11 15:00	MFF
1,2,3-Trichloropropane	ND	0.0040	mg/Kg dry	1		SW-846 8260C	12/26/11	12/26/11 15:00	MFF
1,1,2-Trichloro-1,2,2-trifluoroethane (Freon 113)	ND	0.020	mg/Kg dry	1		SW-846 8260C	12/26/11	12/26/11 15:00	MFF
1,2,4-Trimethylbenzene	ND	0.0040	mg/Kg dry	1		SW-846 8260C	12/26/11	12/26/11 15:00	MFF
1,3,5-Trimethylbenzene	ND	0.0040	mg/Kg dry	1		SW-846 8260C	12/26/11	12/26/11 15:00	MFF
Vinyl Chloride	ND	0.020	mg/Kg dry	1		SW-846 8260C	12/26/11	12/26/11 15:00	MFF
m+p Xylene	ND	0.0080	mg/Kg dry	1		SW-846 8260C	12/26/11	12/26/11 15:00	MFF
o-Xylene	ND	0.0040	mg/Kg dry	1		SW-846 8260C	12/26/11	12/26/11 15:00	MFF

Surrogates	% Recovery	Recovery Limits	Flag	
1,2-Dichloroethane-d4	86.6	70-130		12/26/11 15:00
Toluene-d8	105	70-130		12/26/11 15:00
4-Bromofluorobenzene	90.4	70-130		12/26/11 15:00

con-test® ANALYTICAL LABORATORY

39 Spruce Street * East Longmeadow, MA 01028 * FAX 413/525-6405 * TEL. 413/525-2332

Project Location: 25 Skinner Street | Sample Description: | Work Order: 11L0859

Date Received: 12/22/2011

Field Sample #: B-116/MW-3 2-4ft DUP | Sampled: 12/21/2011 12:00

Sample ID: 11L0859-09

Sample Matrix: Soil

Semivolatile Organic Compounds by GC/MS

Analyte	Results	RL	Units	Dilution	Flag	Method	Date Prepared	Date/Time Analyzed	Analyst
Acenaphthene	ND	0.23	mg/Kg dry	1		SW-846 8270D	12/28/11	12/29/11 11:25	CDT
Acenaphthylene	ND	0.23	mg/Kg dry	1		SW-846 8270D	12/28/11	12/29/11 11:25	CDT
Anthracene	ND	0.23	mg/Kg dry	1		SW-846 8270D	12/28/11	12/29/11 11:25	CDT
Benzo(a)anthracene	ND	0.23	mg/Kg dry	1		SW-846 8270D	12/28/11	12/29/11 11:25	CDT
Benzo(a)pyrene	ND	0.23	mg/Kg dry	1		SW-846 8270D	12/28/11	12/29/11 11:25	CDT
Benzo(b)fluoranthene	ND	0.23	mg/Kg dry	1		SW-846 8270D	12/28/11	12/29/11 11:25	CDT
Benzo(g,h,i)perylene	ND	0.23	mg/Kg dry	1		SW-846 8270D	12/28/11	12/29/11 11:25	CDT
Benzo(k)fluoranthene	ND	0.23	mg/Kg dry	1		SW-846 8270D	12/28/11	12/29/11 11:25	CDT
Chrysene	ND	0.23	mg/Kg dry	1		SW-846 8270D	12/28/11	12/29/11 11:25	CDT
Dibenz(a,h)anthracene	ND	0.23	mg/Kg dry	1		SW-846 8270D	12/28/11	12/29/11 11:25	CDT
Fluoranthene	ND	0.23	mg/Kg dry	1		SW-846 8270D	12/28/11	12/29/11 11:25	CDT
Fluorene	ND	0.23	mg/Kg dry	1		SW-846 8270D	12/28/11	12/29/11 11:25	CDT
Indeno(1,2,3-cd)pyrene	ND	0.23	mg/Kg dry	1		SW-846 8270D	12/28/11	12/29/11 11:25	CDT
2-Methylnaphthalene	ND	0.23	mg/Kg dry	1		SW-846 8270D	12/28/11	12/29/11 11:25	CDT
Naphthalene	ND	0.23	mg/Kg dry	1		SW-846 8270D	12/28/11	12/29/11 11:25	CDT
Phenanthrene	ND	0.23	mg/Kg dry	1		SW-846 8270D	12/28/11	12/29/11 11:25	CDT
Pyrene	ND	0.23	mg/Kg dry	1		SW-846 8270D	12/28/11	12/29/11 11:25	CDT

Surrogates	% Recovery	Recovery Limits	Flag	
Nitrobenzene-d5	60.0	30-130		12/29/11 11:25
2-Fluorobiphenyl	54.4	30-130		12/29/11 11:25
Terphenyl-d14	64.7	30-130		12/29/11 11:25

39 Spruce Street * East Longmeadow, MA 01028 * FAX 413/525-6405 * TEL. 413/525-2332

Project Location: 25 Skinner Street | Sample Description: | Work Order: 11L0859

Date Received: 12/22/2011

Field Sample #: B-116/MW-3 2-4ft DUP | Sampled: 12/21/2011 12:00

Sample ID: 11L0859-09

Sample Matrix: Soil

Petroleum Hydrocarbons Analyses

Analyte	Results	RL	Units	Dilution	Flag	Method	Date Prepared	Date/Time Analyzed	Analyst
CT ETPH	56	13	mg/Kg dry	1		CTDEP ETPH	12/28/11	12/29/11 12:36	SCS

Surrogates	% Recovery	Recovery Limits	Flag	
o-Terphenyl	68.0	50-150		12/29/11 12:36

39 Spruce Street * East Longmeadow, MA 01028 * FAX 413/525-6405 * TEL. 413/525-2332

Project Location: 25 Skinner Street | Sample Description: | Work Order: 11L0859

Date Received: 12/22/2011

Field Sample #: B-116/MW-3 2-4ft DUP | Sampled: 12/21/2011 12:00

Sample ID: 11L0859-09

Sample Matrix: Soil

Metals Analyses (Total)

Analyte	Results	RL	Units	Dilution	Flag	Method	Date Prepared	Date/Time Analyzed	Analyst
Antimony	ND	3.3	mg/Kg dry	1		SW-846 6010C	12/23/11	12/27/11 14:49	OP
Arsenic	11	3.3	mg/Kg dry	1		SW-846 6010C	12/23/11	12/27/11 14:49	OP
Barium	64	3.3	mg/Kg dry	1		SW-846 6010C	12/23/11	12/27/11 14:49	OP
Beryllium	ND	0.33	mg/Kg dry	1		SW-846 6010C	12/23/11	12/27/11 14:49	OP
Cadmium	0.49	0.33	mg/Kg dry	1		SW-846 6010C	12/23/11	12/27/11 14:49	OP
Chromium	27	0.66	mg/Kg dry	1		SW-846 6010C	12/23/11	12/27/11 14:49	OP
Copper	460	0.66	mg/Kg dry	1		SW-846 6010C	12/23/11	12/27/11 14:49	OP
Lead	62	0.99	mg/Kg dry	1		SW-846 6010C	12/23/11	12/27/11 14:49	OP
Mercury	0.12	0.033	mg/Kg dry	1		SW-846 7471B	12/23/11	12/27/11 12:43	AMR
Nickel	23	0.66	mg/Kg dry	1		SW-846 6010C	12/23/11	12/27/11 14:49	OP
Selenium	ND	6.6	mg/Kg dry	1		SW-846 6010C	12/23/11	12/27/11 14:49	OP
Silver	1.2	0.66	mg/Kg dry	1		SW-846 6010C	12/23/11	12/27/11 14:49	OP
Thallium	ND	3.3	mg/Kg dry	1		SW-846 6010C	12/23/11	12/27/11 14:49	OP
Vanadium	46	1.3	mg/Kg dry	1		SW-846 6010C	12/23/11	12/27/11 14:49	OP
Zinc	430	1.3	mg/Kg dry	1		SW-846 6010C	12/23/11	12/27/11 14:49	OP

39 Spruce Street * East Longmeadow, MA 01028 * FAX 413/525-6405 * TEL. 413/525-2332

Project Location: 25 Skinner Street
Sample Description:
Work Order: 11L0859

Date Received: 12/22/2011

Field Sample #: B-116/MW-3 2-4ft DUP
Sampled: 12/21/2011 12:00

Sample ID: 11L0859-09

Sample Matrix: Soil

Conventional Chemistry Parameters by EPA/APHA/SW-846 Methods (Total)

Analyte	Results	RL	Units	Dilution	Flag	Method	Date Prepared	Date/Time Analyzed	Analyst
% Solids	74.0		% Wt	1		SM 2540G	12/28/11	12/29/11 12:04	SY

con-test® ANALYTICAL LABORATORY

39 Spruce Street * East Longmeadow, MA 01028 * FAX 413/525-6405 * TEL. 413/525-2332

Project Location: 25 Skinner Street | Sample Description: | Work Order: 11L0859

Date Received: 12/22/2011

Field Sample #: B-115 2ft | Sampled: 12/21/2011 13:00

Sample ID: 11L0859-10

Sample Matrix: Soil

Volatile Organic Compounds by GC/MS

Analyte	Results	RL	Units	Dilution	Flag	Method	Date Prepared	Date/Time Analyzed	Analyst
Acetone	ND	0.098	mg/Kg dry	1	V-16	SW-846 8260C	12/26/11	12/26/11 15:29	MFF
Acrylonitrile	ND	0.0059	mg/Kg dry	1	V-16	SW-846 8260C	12/26/11	12/26/11 15:29	MFF
Benzene	ND	0.0020	mg/Kg dry	1		SW-846 8260C	12/26/11	12/26/11 15:29	MFF
Bromobenzene	ND	0.0020	mg/Kg dry	1		SW-846 8260C	12/26/11	12/26/11 15:29	MFF
Bromodichloromethane	ND	0.0020	mg/Kg dry	1		SW-846 8260C	12/26/11	12/26/11 15:29	MFF
Bromoform	ND	0.0020	mg/Kg dry	1		SW-846 8260C	12/26/11	12/26/11 15:29	MFF
Bromomethane	ND	0.0098	mg/Kg dry	1		SW-846 8260C	12/26/11	12/26/11 15:29	MFF
2-Butanone (MEK)	ND	0.039	mg/Kg dry	1	V-16	SW-846 8260C	12/26/11	12/26/11 15:29	MFF
n-Butylbenzene	ND	0.0020	mg/Kg dry	1		SW-846 8260C	12/26/11	12/26/11 15:29	MFF
sec-Butylbenzene	ND	0.0020	mg/Kg dry	1		SW-846 8260C	12/26/11	12/26/11 15:29	MFF
tert-Butylbenzene	ND	0.0020	mg/Kg dry	1		SW-846 8260C	12/26/11	12/26/11 15:29	MFF
Carbon Disulfide	ND	0.0059	mg/Kg dry	1		SW-846 8260C	12/26/11	12/26/11 15:29	MFF
Carbon Tetrachloride	ND	0.0020	mg/Kg dry	1		SW-846 8260C	12/26/11	12/26/11 15:29	MFF
Chlorobenzene	ND	0.0020	mg/Kg dry	1		SW-846 8260C	12/26/11	12/26/11 15:29	MFF
Chlorodibromomethane	ND	0.0020	mg/Kg dry	1		SW-846 8260C	12/26/11	12/26/11 15:29	MFF
Chloroethane	ND	0.020	mg/Kg dry	1		SW-846 8260C	12/26/11	12/26/11 15:29	MFF
Chloroform	ND	0.0039	mg/Kg dry	1		SW-846 8260C	12/26/11	12/26/11 15:29	MFF
Chloromethane	ND	0.0098	mg/Kg dry	1	V-05	SW-846 8260C	12/26/11	12/26/11 15:29	MFF
2-Chlorotoluene	ND	0.0020	mg/Kg dry	1		SW-846 8260C	12/26/11	12/26/11 15:29	MFF
4-Chlorotoluene	ND	0.0020	mg/Kg dry	1		SW-846 8260C	12/26/11	12/26/11 15:29	MFF
1,2-Dibromo-3-chloropropane (DBCP)	ND	0.0039	mg/Kg dry	1		SW-846 8260C	12/26/11	12/26/11 15:29	MFF
1,2-Dibromoethane (EDB)	ND	0.00098	mg/Kg dry	1		SW-846 8260C	12/26/11	12/26/11 15:29	MFF
Dibromomethane	ND	0.0020	mg/Kg dry	1		SW-846 8260C	12/26/11	12/26/11 15:29	MFF
1,2-Dichlorobenzene	ND	0.0020	mg/Kg dry	1		SW-846 8260C	12/26/11	12/26/11 15:29	MFF
1,3-Dichlorobenzene	ND	0.0020	mg/Kg dry	1		SW-846 8260C	12/26/11	12/26/11 15:29	MFF
1,4-Dichlorobenzene	ND	0.0020	mg/Kg dry	1		SW-846 8260C	12/26/11	12/26/11 15:29	MFF
trans-1,4-Dichloro-2-butene	ND	0.0039	mg/Kg dry	1		SW-846 8260C	12/26/11	12/26/11 15:29	MFF
Dichlorodifluoromethane (Freon 12)	ND	0.020	mg/Kg dry	1	V-05	SW-846 8260C	12/26/11	12/26/11 15:29	MFF
1,1-Dichloroethane	ND	0.0020	mg/Kg dry	1		SW-846 8260C	12/26/11	12/26/11 15:29	MFF
1,2-Dichloroethane	ND	0.0020	mg/Kg dry	1		SW-846 8260C	12/26/11	12/26/11 15:29	MFF
1,1-Dichloroethylene	ND	0.0039	mg/Kg dry	1		SW-846 8260C	12/26/11	12/26/11 15:29	MFF
cis-1,2-Dichloroethylene	ND	0.0020	mg/Kg dry	1		SW-846 8260C	12/26/11	12/26/11 15:29	MFF
trans-1,2-Dichloroethylene	ND	0.0020	mg/Kg dry	1		SW-846 8260C	12/26/11	12/26/11 15:29	MFF
1,2-Dichloropropane	ND	0.0020	mg/Kg dry	1		SW-846 8260C	12/26/11	12/26/11 15:29	MFF
1,3-Dichloropropane	ND	0.00098	mg/Kg dry	1		SW-846 8260C	12/26/11	12/26/11 15:29	MFF
2,2-Dichloropropane	ND	0.0020	mg/Kg dry	1		SW-846 8260C	12/26/11	12/26/11 15:29	MFF
1,1-Dichloropropene	ND	0.0020	mg/Kg dry	1		SW-846 8260C	12/26/11	12/26/11 15:29	MFF
cis-1,3-Dichloropropene	ND	0.00098	mg/Kg dry	1		SW-846 8260C	12/26/11	12/26/11 15:29	MFF
trans-1,3-Dichloropropene	ND	0.00098	mg/Kg dry	1		SW-846 8260C	12/26/11	12/26/11 15:29	MFF
Ethylbenzene	ND	0.0020	mg/Kg dry	1		SW-846 8260C	12/26/11	12/26/11 15:29	MFF
Hexachlorobutadiene	ND	0.0020	mg/Kg dry	1		SW-846 8260C	12/26/11	12/26/11 15:29	MFF
2-Hexanone (MBK)	ND	0.020	mg/Kg dry	1		SW-846 8260C	12/26/11	12/26/11 15:29	MFF
Isopropylbenzene (Cumene)	ND	0.0020	mg/Kg dry	1		SW-846 8260C	12/26/11	12/26/11 15:29	MFF

con-test® ANALYTICAL LABORATORY

39 Spruce Street * East Longmeadow, MA 01028 * FAX 413/525-6405 * TEL. 413/525-2332

Project Location: 25 Skinner Street | Sample Description: | Work Order: 11L0859

Date Received: 12/22/2011

Field Sample #: B-115 2ft | Sampled: 12/21/2011 13:00

Sample ID: 11L0859-10

Sample Matrix: Soil

Volatile Organic Compounds by GC/MS

Analyte	Results	RL	Units	Dilution	Flag	Method	Date Prepared	Date/Time Analyzed	Analyst
p-Isopropyltoluene (p-Cymene)	ND	0.0020	mg/Kg dry	1		SW-846 8260C	12/26/11	12/26/11 15:29	MFF
Methyl tert-Butyl Ether (MTBE)	ND	0.0039	mg/Kg dry	1		SW-846 8260C	12/26/11	12/26/11 15:29	MFF
Methylene Chloride	ND	0.020	mg/Kg dry	1		SW-846 8260C	12/26/11	12/26/11 15:29	MFF
4-Methyl-2-pentanone (MIBK)	ND	0.020	mg/Kg dry	1		SW-846 8260C	12/26/11	12/26/11 15:29	MFF
Naphthalene	ND	0.0039	mg/Kg dry	1		SW-846 8260C	12/26/11	12/26/11 15:29	MFF
n-Propylbenzene	ND	0.0020	mg/Kg dry	1		SW-846 8260C	12/26/11	12/26/11 15:29	MFF
Styrene	ND	0.0020	mg/Kg dry	1		SW-846 8260C	12/26/11	12/26/11 15:29	MFF
1,1,1,2-Tetrachloroethane	ND	0.0020	mg/Kg dry	1		SW-846 8260C	12/26/11	12/26/11 15:29	MFF
1,1,2,2-Tetrachloroethane	ND	0.00098	mg/Kg dry	1		SW-846 8260C	12/26/11	12/26/11 15:29	MFF
Tetrachloroethylene	ND	0.0020	mg/Kg dry	1		SW-846 8260C	12/26/11	12/26/11 15:29	MFF
Tetrahydrofuran	ND	0.0098	mg/Kg dry	1	V-16	SW-846 8260C	12/26/11	12/26/11 15:29	MFF
Toluene	ND	0.0020	mg/Kg dry	1		SW-846 8260C	12/26/11	12/26/11 15:29	MFF
1,2,3-Trichlorobenzene	ND	0.0020	mg/Kg dry	1		SW-846 8260C	12/26/11	12/26/11 15:29	MFF
1,2,4-Trichlorobenzene	ND	0.0020	mg/Kg dry	1		SW-846 8260C	12/26/11	12/26/11 15:29	MFF
1,1,1-Trichloroethane	ND	0.0020	mg/Kg dry	1		SW-846 8260C	12/26/11	12/26/11 15:29	MFF
1,1,2-Trichloroethane	ND	0.0020	mg/Kg dry	1		SW-846 8260C	12/26/11	12/26/11 15:29	MFF
Trichloroethylene	ND	0.0020	mg/Kg dry	1		SW-846 8260C	12/26/11	12/26/11 15:29	MFF
Trichlorofluoromethane (Freon 11)	ND	0.0098	mg/Kg dry	1		SW-846 8260C	12/26/11	12/26/11 15:29	MFF
1,2,3-Trichloropropane	ND	0.0020	mg/Kg dry	1		SW-846 8260C	12/26/11	12/26/11 15:29	MFF
1,1,2-Trichloro-1,2,2-trifluoroethane (Freon 113)	ND	0.0098	mg/Kg dry	1		SW-846 8260C	12/26/11	12/26/11 15:29	MFF
1,2,4-Trimethylbenzene	ND	0.0020	mg/Kg dry	1		SW-846 8260C	12/26/11	12/26/11 15:29	MFF
1,3,5-Trimethylbenzene	ND	0.0020	mg/Kg dry	1		SW-846 8260C	12/26/11	12/26/11 15:29	MFF
Vinyl Chloride	ND	0.0098	mg/Kg dry	1		SW-846 8260C	12/26/11	12/26/11 15:29	MFF
m+p Xylene	ND	0.0039	mg/Kg dry	1		SW-846 8260C	12/26/11	12/26/11 15:29	MFF
o-Xylene	ND	0.0020	mg/Kg dry	1		SW-846 8260C	12/26/11	12/26/11 15:29	MFF

Surrogates	% Recovery	Recovery Limits	Flag	
1,2-Dichloroethane-d4	82.8	70-130		12/26/11 15:29
Toluene-d8	104	70-130		12/26/11 15:29
4-Bromofluorobenzene	91.1	70-130		12/26/11 15:29

con-test® ANALYTICAL LABORATORY

39 Spruce Street * East Longmeadow, MA 01028 * FAX 413/525-6405 * TEL. 413/525-2332

Project Location: 25 Skinner Street | Sample Description: | Work Order: 11L0859

Date Received: 12/22/2011

Field Sample #: B-115 2ft | Sampled: 12/21/2011 13:00

Sample ID: 11L0859-10

Sample Matrix: Soil

Semivolatile Organic Compounds by GC/MS

Analyte	Results	RL	Units	Dilution	Flag	Method	Date Prepared	Date/Time Analyzed	Analyst
Acenaphthene	ND	0.24	mg/Kg dry	1		SW-846 8270D	12/28/11	12/28/11 19:15	CDT
Acenaphthylene	ND	0.24	mg/Kg dry	1		SW-846 8270D	12/28/11	12/28/11 19:15	CDT
Anthracene	ND	0.24	mg/Kg dry	1		SW-846 8270D	12/28/11	12/28/11 19:15	CDT
Benzo(a)anthracene	ND	0.24	mg/Kg dry	1		SW-846 8270D	12/28/11	12/28/11 19:15	CDT
Benzo(a)pyrene	ND	0.24	mg/Kg dry	1		SW-846 8270D	12/28/11	12/28/11 19:15	CDT
Benzo(b)fluoranthene	0.26	0.24	mg/Kg dry	1		SW-846 8270D	12/28/11	12/28/11 19:15	CDT
Benzo(g,h,i)perylene	ND	0.24	mg/Kg dry	1		SW-846 8270D	12/28/11	12/28/11 19:15	CDT
Benzo(k)fluoranthene	ND	0.24	mg/Kg dry	1		SW-846 8270D	12/28/11	12/28/11 19:15	CDT
Chrysene	ND	0.24	mg/Kg dry	1		SW-846 8270D	12/28/11	12/28/11 19:15	CDT
Dibenz(a,h)anthracene	ND	0.24	mg/Kg dry	1		SW-846 8270D	12/28/11	12/28/11 19:15	CDT
Fluoranthene	0.35	0.24	mg/Kg dry	1		SW-846 8270D	12/28/11	12/28/11 19:15	CDT
Fluorene	ND	0.24	mg/Kg dry	1		SW-846 8270D	12/28/11	12/28/11 19:15	CDT
Indeno(1,2,3-cd)pyrene	ND	0.24	mg/Kg dry	1		SW-846 8270D	12/28/11	12/28/11 19:15	CDT
2-Methylnaphthalene	ND	0.24	mg/Kg dry	1		SW-846 8270D	12/28/11	12/28/11 19:15	CDT
Naphthalene	ND	0.24	mg/Kg dry	1		SW-846 8270D	12/28/11	12/28/11 19:15	CDT
Phenanthrene	ND	0.24	mg/Kg dry	1		SW-846 8270D	12/28/11	12/28/11 19:15	CDT
Pyrene	0.40	0.24	mg/Kg dry	1	V-20	SW-846 8270D	12/28/11	12/28/11 19:15	CDT

Surrogates	% Recovery	Recovery Limits	Flag	
Nitrobenzene-d5	49.2	30-130		12/28/11 19:15
2-Fluorobiphenyl	51.3	30-130		12/28/11 19:15
Terphenyl-d14	71.1	30-130		12/28/11 19:15

39 Spruce Street * East Longmeadow, MA 01028 * FAX 413/525-6405 * TEL. 413/525-2332

Project Location: 25 Skinner Street
Sample Description:
Work Order: 11L0859

Date Received: 12/22/2011

Field Sample #: B-115 2ft
Sampled: 12/21/2011 13:00

Sample ID: 11L0859-10

Sample Matrix: Soil

Petroleum Hydrocarbons Analyses

Analyte	Results	RL	Units	Dilution	Flag	Method	Date Prepared	Date/Time Analyzed	Analyst
CT ETPH	79	14	mg/Kg dry	1		CTDEP ETPH	12/28/11	12/29/11 12:55	SCS

Surrogates	% Recovery	Recovery Limits	Flag		
o-Terphenyl	63.5	50-150			12/29/11 12:55

39 Spruce Street * East Longmeadow, MA 01028 * FAX 413/525-6405 * TEL. 413/525-2332

Project Location: 25 Skinner Street
Sample Description:
Work Order: 11L0859

Date Received: 12/22/2011

Field Sample #: B-115 2ft
Sampled: 12/21/2011 13:00

Sample ID: 11L0859-10

Sample Matrix: Soil

Metals Analyses (Total)

Analyte	Results	RL	Units	Dilution	Flag	Method	Date Prepared	Date/Time Analyzed	Analyst
Antimony	ND	3.4	mg/Kg dry	1		SW-846 6010C	12/23/11	12/27/11 14:54	OP
Arsenic	ND	3.4	mg/Kg dry	1		SW-846 6010C	12/23/11	12/27/11 14:54	OP
Barium	72	3.4	mg/Kg dry	1		SW-846 6010C	12/23/11	12/27/11 14:54	OP
Beryllium	ND	0.34	mg/Kg dry	1		SW-846 6010C	12/23/11	12/27/11 14:54	OP
Cadmium	0.47	0.34	mg/Kg dry	1		SW-846 6010C	12/23/11	12/27/11 14:54	OP
Chromium	18	0.68	mg/Kg dry	1		SW-846 6010C	12/23/11	12/27/11 14:54	OP
Copper	610	0.68	mg/Kg dry	1		SW-846 6010C	12/23/11	12/27/11 14:54	OP
Lead	160	1.0	mg/Kg dry	1		SW-846 6010C	12/23/11	12/27/11 14:54	OP
Mercury	0.10	0.035	mg/Kg dry	1		SW-846 7471B	12/23/11	12/27/11 12:45	AMR
Nickel	11	0.68	mg/Kg dry	1		SW-846 6010C	12/23/11	12/27/11 14:54	OP
Selenium	ND	6.8	mg/Kg dry	1		SW-846 6010C	12/23/11	12/27/11 14:54	OP
Silver	0.88	0.68	mg/Kg dry	1		SW-846 6010C	12/23/11	12/27/11 14:54	OP
Thallium	ND	3.4	mg/Kg dry	1		SW-846 6010C	12/23/11	12/27/11 14:54	OP
Vanadium	29	1.4	mg/Kg dry	1		SW-846 6010C	12/23/11	12/27/11 14:54	OP
Zinc	1100	1.4	mg/Kg dry	1		SW-846 6010C	12/23/11	12/27/11 14:54	OP

39 Spruce Street * East Longmeadow, MA 01028 * FAX 413/525-6405 * TEL. 413/525-2332

Project Location: 25 Skinner Street
Sample Description:
Work Order: 11L0859

Date Received: 12/22/2011

Field Sample #: B-115 2ft
Sampled: 12/21/2011 13:00

Sample ID: 11L0859-10

Sample Matrix: Soil

Conventional Chemistry Parameters by EPA/APHA/SW-846 Methods (Total)

Analyte	Results	RL	Units	Dilution	Flag	Method	Date Prepared	Date/Time Analyzed	Analyst
% Solids	71.4		% Wt	1		SM 2540G	12/28/11	12/29/11 12:04	SY

con-test® ANALYTICAL LABORATORY

39 Spruce Street * East Longmeadow, MA 01028 * FAX 413/525-6405 * TEL. 413/525-2332

Project Location: 25 Skinner Street | Sample Description: | Work Order: 11L0859

Date Received: 12/22/2011

Field Sample #: B-125 2ft | Sampled: 12/21/2011 13:45

Sample ID: 11L0859-11

Sample Matrix: Soil

Volatile Organic Compounds by GC/MS

Analyte	Results	RL	Units	Dilution	Flag	Method	Date Prepared	Date/Time Analyzed	Analyst
Acetone	ND	0.13	mg/Kg dry	1	V-16	SW-846 8260C	12/26/11	12/26/11 15:58	MFF
Acrylonitrile	ND	0.0079	mg/Kg dry	1	V-16	SW-846 8260C	12/26/11	12/26/11 15:58	MFF
Benzene	ND	0.0026	mg/Kg dry	1		SW-846 8260C	12/26/11	12/26/11 15:58	MFF
Bromobenzene	ND	0.0026	mg/Kg dry	1		SW-846 8260C	12/26/11	12/26/11 15:58	MFF
Bromodichloromethane	ND	0.0026	mg/Kg dry	1		SW-846 8260C	12/26/11	12/26/11 15:58	MFF
Bromoform	ND	0.0026	mg/Kg dry	1		SW-846 8260C	12/26/11	12/26/11 15:58	MFF
Bromomethane	ND	0.013	mg/Kg dry	1		SW-846 8260C	12/26/11	12/26/11 15:58	MFF
2-Butanone (MEK)	ND	0.053	mg/Kg dry	1	V-16	SW-846 8260C	12/26/11	12/26/11 15:58	MFF
n-Butylbenzene	ND	0.0026	mg/Kg dry	1		SW-846 8260C	12/26/11	12/26/11 15:58	MFF
sec-Butylbenzene	ND	0.0026	mg/Kg dry	1		SW-846 8260C	12/26/11	12/26/11 15:58	MFF
tert-Butylbenzene	ND	0.0026	mg/Kg dry	1		SW-846 8260C	12/26/11	12/26/11 15:58	MFF
Carbon Disulfide	ND	0.0079	mg/Kg dry	1		SW-846 8260C	12/26/11	12/26/11 15:58	MFF
Carbon Tetrachloride	ND	0.0026	mg/Kg dry	1		SW-846 8260C	12/26/11	12/26/11 15:58	MFF
Chlorobenzene	ND	0.0026	mg/Kg dry	1		SW-846 8260C	12/26/11	12/26/11 15:58	MFF
Chlorodibromomethane	ND	0.0026	mg/Kg dry	1		SW-846 8260C	12/26/11	12/26/11 15:58	MFF
Chloroethane	ND	0.026	mg/Kg dry	1		SW-846 8260C	12/26/11	12/26/11 15:58	MFF
Chloroform	ND	0.0053	mg/Kg dry	1		SW-846 8260C	12/26/11	12/26/11 15:58	MFF
Chloromethane	ND	0.013	mg/Kg dry	1	V-05	SW-846 8260C	12/26/11	12/26/11 15:58	MFF
2-Chlorotoluene	ND	0.0026	mg/Kg dry	1		SW-846 8260C	12/26/11	12/26/11 15:58	MFF
4-Chlorotoluene	ND	0.0026	mg/Kg dry	1		SW-846 8260C	12/26/11	12/26/11 15:58	MFF
1,2-Dibromo-3-chloropropane (DBCP)	ND	0.0053	mg/Kg dry	1		SW-846 8260C	12/26/11	12/26/11 15:58	MFF
1,2-Dibromoethane (EDB)	ND	0.0013	mg/Kg dry	1		SW-846 8260C	12/26/11	12/26/11 15:58	MFF
Dibromomethane	ND	0.0026	mg/Kg dry	1		SW-846 8260C	12/26/11	12/26/11 15:58	MFF
1,2-Dichlorobenzene	ND	0.0026	mg/Kg dry	1		SW-846 8260C	12/26/11	12/26/11 15:58	MFF
1,3-Dichlorobenzene	ND	0.0026	mg/Kg dry	1		SW-846 8260C	12/26/11	12/26/11 15:58	MFF
1,4-Dichlorobenzene	ND	0.0026	mg/Kg dry	1		SW-846 8260C	12/26/11	12/26/11 15:58	MFF
trans-1,4-Dichloro-2-butene	ND	0.0053	mg/Kg dry	1		SW-846 8260C	12/26/11	12/26/11 15:58	MFF
Dichlorodifluoromethane (Freon 12)	ND	0.026	mg/Kg dry	1	V-05	SW-846 8260C	12/26/11	12/26/11 15:58	MFF
1,1-Dichloroethane	ND	0.0026	mg/Kg dry	1		SW-846 8260C	12/26/11	12/26/11 15:58	MFF
1,2-Dichloroethane	ND	0.0026	mg/Kg dry	1		SW-846 8260C	12/26/11	12/26/11 15:58	MFF
1,1-Dichloroethylene	ND	0.0053	mg/Kg dry	1		SW-846 8260C	12/26/11	12/26/11 15:58	MFF
cis-1,2-Dichloroethylene	ND	0.0026	mg/Kg dry	1		SW-846 8260C	12/26/11	12/26/11 15:58	MFF
trans-1,2-Dichloroethylene	ND	0.0026	mg/Kg dry	1		SW-846 8260C	12/26/11	12/26/11 15:58	MFF
1,2-Dichloropropane	ND	0.0026	mg/Kg dry	1		SW-846 8260C	12/26/11	12/26/11 15:58	MFF
1,3-Dichloropropane	ND	0.0013	mg/Kg dry	1		SW-846 8260C	12/26/11	12/26/11 15:58	MFF
2,2-Dichloropropane	ND	0.0026	mg/Kg dry	1		SW-846 8260C	12/26/11	12/26/11 15:58	MFF
1,1-Dichloropropene	ND	0.0026	mg/Kg dry	1		SW-846 8260C	12/26/11	12/26/11 15:58	MFF
cis-1,3-Dichloropropene	ND	0.0013	mg/Kg dry	1		SW-846 8260C	12/26/11	12/26/11 15:58	MFF
trans-1,3-Dichloropropene	ND	0.0013	mg/Kg dry	1		SW-846 8260C	12/26/11	12/26/11 15:58	MFF
Ethylbenzene	ND	0.0026	mg/Kg dry	1		SW-846 8260C	12/26/11	12/26/11 15:58	MFF
Hexachlorobutadiene	ND	0.0026	mg/Kg dry	1		SW-846 8260C	12/26/11	12/26/11 15:58	MFF
2-Hexanone (MBK)	ND	0.026	mg/Kg dry	1		SW-846 8260C	12/26/11	12/26/11 15:58	MFF
Isopropylbenzene (Cumene)	ND	0.0026	mg/Kg dry	1		SW-846 8260C	12/26/11	12/26/11 15:58	MFF

con-test® ANALYTICAL LABORATORY

39 Spruce Street * East Longmeadow, MA 01028 * FAX 413/525-6405 * TEL. 413/525-2332

Project Location: 25 Skinner Street | Sample Description: | Work Order: 11L0859

Date Received: 12/22/2011

Field Sample #: B-125 2ft | Sampled: 12/21/2011 13:45

Sample ID: 11L0859-11

Sample Matrix: Soil

Volatile Organic Compounds by GC/MS

Analyte	Results	RL	Units	Dilution	Flag	Method	Date Prepared	Date/Time Analyzed	Analyst
p-Isopropyltoluene (p-Cymene)	ND	0.0026	mg/Kg dry	1		SW-846 8260C	12/26/11	12/26/11 15:58	MFF
Methyl tert-Butyl Ether (MTBE)	ND	0.0053	mg/Kg dry	1		SW-846 8260C	12/26/11	12/26/11 15:58	MFF
Methylene Chloride	ND	0.026	mg/Kg dry	1		SW-846 8260C	12/26/11	12/26/11 15:58	MFF
4-Methyl-2-pentanone (MIBK)	ND	0.026	mg/Kg dry	1		SW-846 8260C	12/26/11	12/26/11 15:58	MFF
Naphthalene	ND	0.0053	mg/Kg dry	1		SW-846 8260C	12/26/11	12/26/11 15:58	MFF
n-Propylbenzene	ND	0.0026	mg/Kg dry	1		SW-846 8260C	12/26/11	12/26/11 15:58	MFF
Styrene	ND	0.0026	mg/Kg dry	1		SW-846 8260C	12/26/11	12/26/11 15:58	MFF
1,1,1,2-Tetrachloroethane	ND	0.0026	mg/Kg dry	1		SW-846 8260C	12/26/11	12/26/11 15:58	MFF
1,1,2,2-Tetrachloroethane	ND	0.0013	mg/Kg dry	1		SW-846 8260C	12/26/11	12/26/11 15:58	MFF
Tetrachloroethylene	ND	0.0026	mg/Kg dry	1		SW-846 8260C	12/26/11	12/26/11 15:58	MFF
Tetrahydrofuran	ND	0.013	mg/Kg dry	1	V-16	SW-846 8260C	12/26/11	12/26/11 15:58	MFF
Toluene	ND	0.0026	mg/Kg dry	1		SW-846 8260C	12/26/11	12/26/11 15:58	MFF
1,2,3-Trichlorobenzene	ND	0.0026	mg/Kg dry	1		SW-846 8260C	12/26/11	12/26/11 15:58	MFF
1,2,4-Trichlorobenzene	ND	0.0026	mg/Kg dry	1		SW-846 8260C	12/26/11	12/26/11 15:58	MFF
1,1,1-Trichloroethane	ND	0.0026	mg/Kg dry	1		SW-846 8260C	12/26/11	12/26/11 15:58	MFF
1,1,2-Trichloroethane	ND	0.0026	mg/Kg dry	1		SW-846 8260C	12/26/11	12/26/11 15:58	MFF
Trichloroethylene	ND	0.0026	mg/Kg dry	1		SW-846 8260C	12/26/11	12/26/11 15:58	MFF
Trichlorofluoromethane (Freon 11)	ND	0.013	mg/Kg dry	1		SW-846 8260C	12/26/11	12/26/11 15:58	MFF
1,2,3-Trichloropropane	ND	0.0026	mg/Kg dry	1		SW-846 8260C	12/26/11	12/26/11 15:58	MFF
1,1,2-Trichloro-1,2,2-trifluoroethane (Freon 113)	ND	0.013	mg/Kg dry	1		SW-846 8260C	12/26/11	12/26/11 15:58	MFF
1,2,4-Trimethylbenzene	ND	0.0026	mg/Kg dry	1		SW-846 8260C	12/26/11	12/26/11 15:58	MFF
1,3,5-Trimethylbenzene	ND	0.0026	mg/Kg dry	1		SW-846 8260C	12/26/11	12/26/11 15:58	MFF
Vinyl Chloride	ND	0.013	mg/Kg dry	1		SW-846 8260C	12/26/11	12/26/11 15:58	MFF
m+p Xylene	ND	0.0053	mg/Kg dry	1		SW-846 8260C	12/26/11	12/26/11 15:58	MFF
o-Xylene	ND	0.0026	mg/Kg dry	1		SW-846 8260C	12/26/11	12/26/11 15:58	MFF

Surrogates	% Recovery	Recovery Limits	Flag	
1,2-Dichloroethane-d4	83.3	70-130		12/26/11 15:58
Toluene-d8	104	70-130		12/26/11 15:58
4-Bromofluorobenzene	91.9	70-130		12/26/11 15:58

con-test® ANALYTICAL LABORATORY

39 Spruce Street * East Longmeadow, MA 01028 * FAX 413/525-6405 * TEL. 413/525-2332

Project Location: 25 Skinner Street | Sample Description: | Work Order: 11L0859

Date Received: 12/22/2011

Field Sample #: B-125 2ft | Sampled: 12/21/2011 13:45

Sample ID: 11L0859-11

Sample Matrix: Soil

Semivolatile Organic Compounds by GC/MS

Analyte	Results	RL	Units	Dilution	Flag	Method	Date Prepared	Date/Time Analyzed	Analyst
Acenaphthene	ND	0.20	mg/Kg dry	1		SW-846 8270D	12/28/11	12/29/11 11:52	CDT
Acenaphthylene	ND	0.20	mg/Kg dry	1		SW-846 8270D	12/28/11	12/29/11 11:52	CDT
Anthracene	ND	0.20	mg/Kg dry	1		SW-846 8270D	12/28/11	12/29/11 11:52	CDT
Benzo(a)anthracene	0.35	0.20	mg/Kg dry	1		SW-846 8270D	12/28/11	12/29/11 11:52	CDT
Benzo(a)pyrene	0.42	0.20	mg/Kg dry	1		SW-846 8270D	12/28/11	12/29/11 11:52	CDT
Benzo(b)fluoranthene	0.55	0.20	mg/Kg dry	1		SW-846 8270D	12/28/11	12/29/11 11:52	CDT
Benzo(g,h,i)perylene	0.35	0.20	mg/Kg dry	1		SW-846 8270D	12/28/11	12/29/11 11:52	CDT
Benzo(k)fluoranthene	0.21	0.20	mg/Kg dry	1		SW-846 8270D	12/28/11	12/29/11 11:52	CDT
Chrysene	0.60	0.20	mg/Kg dry	1		SW-846 8270D	12/28/11	12/29/11 11:52	CDT
Dibenz(a,h)anthracene	ND	0.20	mg/Kg dry	1		SW-846 8270D	12/28/11	12/29/11 11:52	CDT
Fluoranthene	0.90	0.20	mg/Kg dry	1		SW-846 8270D	12/28/11	12/29/11 11:52	CDT
Fluorene	ND	0.20	mg/Kg dry	1		SW-846 8270D	12/28/11	12/29/11 11:52	CDT
Indeno(1,2,3-cd)pyrene	0.39	0.20	mg/Kg dry	1		SW-846 8270D	12/28/11	12/29/11 11:52	CDT
2-Methylnaphthalene	ND	0.20	mg/Kg dry	1		SW-846 8270D	12/28/11	12/29/11 11:52	CDT
Naphthalene	ND	0.20	mg/Kg dry	1		SW-846 8270D	12/28/11	12/29/11 11:52	CDT
Phenanthrene	0.55	0.20	mg/Kg dry	1		SW-846 8270D	12/28/11	12/29/11 11:52	CDT
Pyrene	1.2	0.20	mg/Kg dry	1		SW-846 8270D	12/28/11	12/29/11 11:52	CDT

Surrogates	% Recovery	Recovery Limits	Flag	
Nitrobenzene-d5	69.1	30-130		12/29/11 11:52
2-Fluorobiphenyl	64.1	30-130		12/29/11 11:52
Terphenyl-d14	78.8	30-130		12/29/11 11:52

39 Spruce Street * East Longmeadow, MA 01028 * FAX 413/525-6405 * TEL. 413/525-2332

Project Location: 25 Skinner Street
Sample Description:
Work Order: 11L0859

Date Received: 12/22/2011

Field Sample #: B-125 2ft
Sampled: 12/21/2011 13:45

Sample ID: 11L0859-11

Sample Matrix: Soil

Petroleum Hydrocarbons Analyses

Analyte	Results	RL	Units	Dilution	Flag	Method	Date Prepared	Date/Time Analyzed	Analyst
CT ETPH	78	12	mg/Kg dry	1		CTDEP ETPH	12/28/11	12/29/11 13:13	SCS

Surrogates	% Recovery	Recovery Limits	Flag		
o-Terphenyl	67.6	50-150			12/29/11 13:13

con-test® ANALYTICAL LABORATORY

39 Spruce Street * East Longmeadow, MA 01028 * FAX 413/525-6405 * TEL. 413/525-2332

Project Location: 25 Skinner Street | Sample Description: | Work Order: 11L0859

Date Received: 12/22/2011

Field Sample #: B-125 2ft | Sampled: 12/21/2011 13:45

Sample ID: 11L0859-11

Sample Matrix: Soil

Metals Analyses (Total)

Analyte	Results	RL	Units	Dilution	Flag	Method	Date Prepared	Date/Time Analyzed	Analyst
Antimony	ND	2.9	mg/Kg dry	1		SW-846 6010C	12/23/11	12/27/11 14:59	OP
Arsenic	ND	2.9	mg/Kg dry	1		SW-846 6010C	12/23/11	12/27/11 14:59	OP
Barium	77	2.9	mg/Kg dry	1		SW-846 6010C	12/23/11	12/27/11 14:59	OP
Beryllium	ND	0.29	mg/Kg dry	1		SW-846 6010C	12/23/11	12/27/11 14:59	OP
Cadmium	0.37	0.29	mg/Kg dry	1		SW-846 6010C	12/23/11	12/27/11 14:59	OP
Chromium	6.8	0.58	mg/Kg dry	1		SW-846 6010C	12/23/11	12/27/11 14:59	OP
Copper	150	0.58	mg/Kg dry	1		SW-846 6010C	12/23/11	12/27/11 14:59	OP
Lead	60	0.87	mg/Kg dry	1		SW-846 6010C	12/23/11	12/27/11 14:59	OP
Mercury	0.096	0.029	mg/Kg dry	1		SW-846 7471B	12/23/11	12/27/11 12:46	AMR
Nickel	20	0.58	mg/Kg dry	1		SW-846 6010C	12/23/11	12/27/11 14:59	OP
Selenium	ND	5.8	mg/Kg dry	1		SW-846 6010C	12/23/11	12/27/11 14:59	OP
Silver	ND	0.58	mg/Kg dry	1		SW-846 6010C	12/23/11	12/27/11 14:59	OP
Thallium	ND	2.9	mg/Kg dry	1		SW-846 6010C	12/23/11	12/27/11 14:59	OP
Vanadium	16	1.2	mg/Kg dry	1		SW-846 6010C	12/23/11	12/27/11 14:59	OP
Zinc	94	1.2	mg/Kg dry	1		SW-846 6010C	12/23/11	12/27/11 14:59	OP

39 Spruce Street * East Longmeadow, MA 01028 * FAX 413/525-6405 * TEL. 413/525-2332

Project Location: 25 Skinner Street
Sample Description:
Work Order: 11L0859

Date Received: 12/22/2011

Field Sample #: B-125 2ft
Sampled: 12/21/2011 13:45

Sample ID: 11L0859-11

Sample Matrix: Soil

Conventional Chemistry Parameters by EPA/APHA/SW-846 Methods (Total)

Analyte	Results	RL	Units	Dilution	Flag	Method	Date Prepared	Date/Time Analyzed	Analyst
% Solids	85.1		% Wt	1		SM 2540G	12/28/11	12/29/11 12:04	SY

con-test® ANALYTICAL LABORATORY

39 Spruce Street * East Longmeadow, MA 01028 * FAX 413/525-6405 * TEL. 413/525-2332

Project Location: 25 Skinner Street | Sample Description: | Work Order: 11L0859

Date Received: 12/22/2011

Field Sample #: B-109 2ft | Sampled: 12/21/2011 14:30

Sample ID: 11L0859-12

Sample Matrix: Soil

Volatile Organic Compounds by GC/MS

Analyte	Results	RL	Units	Dilution	Flag	Method	Date Prepared	Date/Time Analyzed	Analyst
Acetone	ND	0.086	mg/Kg dry	1	V-16	SW-846 8260C	12/26/11	12/26/11 16:27	MFF
Acrylonitrile	ND	0.0052	mg/Kg dry	1	V-16	SW-846 8260C	12/26/11	12/26/11 16:27	MFF
Benzene	ND	0.0017	mg/Kg dry	1		SW-846 8260C	12/26/11	12/26/11 16:27	MFF
Bromobenzene	ND	0.0017	mg/Kg dry	1		SW-846 8260C	12/26/11	12/26/11 16:27	MFF
Bromodichloromethane	ND	0.0017	mg/Kg dry	1		SW-846 8260C	12/26/11	12/26/11 16:27	MFF
Bromoform	ND	0.0017	mg/Kg dry	1		SW-846 8260C	12/26/11	12/26/11 16:27	MFF
Bromomethane	ND	0.0086	mg/Kg dry	1		SW-846 8260C	12/26/11	12/26/11 16:27	MFF
2-Butanone (MEK)	ND	0.034	mg/Kg dry	1	V-16	SW-846 8260C	12/26/11	12/26/11 16:27	MFF
n-Butylbenzene	ND	0.0017	mg/Kg dry	1		SW-846 8260C	12/26/11	12/26/11 16:27	MFF
sec-Butylbenzene	ND	0.0017	mg/Kg dry	1		SW-846 8260C	12/26/11	12/26/11 16:27	MFF
tert-Butylbenzene	ND	0.0017	mg/Kg dry	1		SW-846 8260C	12/26/11	12/26/11 16:27	MFF
Carbon Disulfide	ND	0.0052	mg/Kg dry	1		SW-846 8260C	12/26/11	12/26/11 16:27	MFF
Carbon Tetrachloride	ND	0.0017	mg/Kg dry	1		SW-846 8260C	12/26/11	12/26/11 16:27	MFF
Chlorobenzene	ND	0.0017	mg/Kg dry	1		SW-846 8260C	12/26/11	12/26/11 16:27	MFF
Chlorodibromomethane	ND	0.0017	mg/Kg dry	1		SW-846 8260C	12/26/11	12/26/11 16:27	MFF
Chloroethane	ND	0.017	mg/Kg dry	1		SW-846 8260C	12/26/11	12/26/11 16:27	MFF
Chloroform	ND	0.0034	mg/Kg dry	1		SW-846 8260C	12/26/11	12/26/11 16:27	MFF
Chloromethane	ND	0.0086	mg/Kg dry	1	V-05	SW-846 8260C	12/26/11	12/26/11 16:27	MFF
2-Chlorotoluene	ND	0.0017	mg/Kg dry	1		SW-846 8260C	12/26/11	12/26/11 16:27	MFF
4-Chlorotoluene	ND	0.0017	mg/Kg dry	1		SW-846 8260C	12/26/11	12/26/11 16:27	MFF
1,2-Dibromo-3-chloropropane (DBCP)	ND	0.0034	mg/Kg dry	1		SW-846 8260C	12/26/11	12/26/11 16:27	MFF
1,2-Dibromoethane (EDB)	ND	0.00086	mg/Kg dry	1		SW-846 8260C	12/26/11	12/26/11 16:27	MFF
Dibromomethane	ND	0.0017	mg/Kg dry	1		SW-846 8260C	12/26/11	12/26/11 16:27	MFF
1,2-Dichlorobenzene	ND	0.0017	mg/Kg dry	1		SW-846 8260C	12/26/11	12/26/11 16:27	MFF
1,3-Dichlorobenzene	ND	0.0017	mg/Kg dry	1		SW-846 8260C	12/26/11	12/26/11 16:27	MFF
1,4-Dichlorobenzene	ND	0.0017	mg/Kg dry	1		SW-846 8260C	12/26/11	12/26/11 16:27	MFF
trans-1,4-Dichloro-2-butene	ND	0.0034	mg/Kg dry	1		SW-846 8260C	12/26/11	12/26/11 16:27	MFF
Dichlorodifluoromethane (Freon 12)	ND	0.017	mg/Kg dry	1	V-05	SW-846 8260C	12/26/11	12/26/11 16:27	MFF
1,1-Dichloroethane	ND	0.0017	mg/Kg dry	1		SW-846 8260C	12/26/11	12/26/11 16:27	MFF
1,2-Dichloroethane	ND	0.0017	mg/Kg dry	1		SW-846 8260C	12/26/11	12/26/11 16:27	MFF
1,1-Dichloroethylene	ND	0.0034	mg/Kg dry	1		SW-846 8260C	12/26/11	12/26/11 16:27	MFF
cis-1,2-Dichloroethylene	ND	0.0017	mg/Kg dry	1		SW-846 8260C	12/26/11	12/26/11 16:27	MFF
trans-1,2-Dichloroethylene	ND	0.0017	mg/Kg dry	1		SW-846 8260C	12/26/11	12/26/11 16:27	MFF
1,2-Dichloropropane	ND	0.0017	mg/Kg dry	1		SW-846 8260C	12/26/11	12/26/11 16:27	MFF
1,3-Dichloropropane	ND	0.00086	mg/Kg dry	1		SW-846 8260C	12/26/11	12/26/11 16:27	MFF
2,2-Dichloropropane	ND	0.0017	mg/Kg dry	1		SW-846 8260C	12/26/11	12/26/11 16:27	MFF
1,1-Dichloropropene	ND	0.0017	mg/Kg dry	1		SW-846 8260C	12/26/11	12/26/11 16:27	MFF
cis-1,3-Dichloropropene	ND	0.00086	mg/Kg dry	1		SW-846 8260C	12/26/11	12/26/11 16:27	MFF
trans-1,3-Dichloropropene	ND	0.00086	mg/Kg dry	1		SW-846 8260C	12/26/11	12/26/11 16:27	MFF
Ethylbenzene	ND	0.0017	mg/Kg dry	1		SW-846 8260C	12/26/11	12/26/11 16:27	MFF
Hexachlorobutadiene	ND	0.0017	mg/Kg dry	1		SW-846 8260C	12/26/11	12/26/11 16:27	MFF
2-Hexanone (MBK)	ND	0.017	mg/Kg dry	1		SW-846 8260C	12/26/11	12/26/11 16:27	MFF
Isopropylbenzene (Cumene)	ND	0.0017	mg/Kg dry	1		SW-846 8260C	12/26/11	12/26/11 16:27	MFF

con-test® ANALYTICAL LABORATORY

39 Spruce Street * East Longmeadow, MA 01028 * FAX 413/525-6405 * TEL. 413/525-2332

Project Location: 25 Skinner Street | Sample Description: | Work Order: 11L0859

Date Received: 12/22/2011

Field Sample #: B-109 2ft | Sampled: 12/21/2011 14:30

Sample ID: 11L0859-12

Sample Matrix: Soil

Volatile Organic Compounds by GC/MS

Analyte	Results	RL	Units	Dilution	Flag	Method	Date Prepared	Date/Time Analyzed	Analyst
p-Isopropyltoluene (p-Cymene)	ND	0.0017	mg/Kg dry	1		SW-846 8260C	12/26/11	12/26/11 16:27	MFF
Methyl tert-Butyl Ether (MTBE)	ND	0.0034	mg/Kg dry	1		SW-846 8260C	12/26/11	12/26/11 16:27	MFF
Methylene Chloride	ND	0.017	mg/Kg dry	1		SW-846 8260C	12/26/11	12/26/11 16:27	MFF
4-Methyl-2-pentanone (MIBK)	ND	0.017	mg/Kg dry	1		SW-846 8260C	12/26/11	12/26/11 16:27	MFF
Naphthalene	ND	0.0034	mg/Kg dry	1		SW-846 8260C	12/26/11	12/26/11 16:27	MFF
n-Propylbenzene	ND	0.0017	mg/Kg dry	1		SW-846 8260C	12/26/11	12/26/11 16:27	MFF
Styrene	ND	0.0017	mg/Kg dry	1		SW-846 8260C	12/26/11	12/26/11 16:27	MFF
1,1,1,2-Tetrachloroethane	ND	0.0017	mg/Kg dry	1		SW-846 8260C	12/26/11	12/26/11 16:27	MFF
1,1,2,2-Tetrachloroethane	ND	0.00086	mg/Kg dry	1		SW-846 8260C	12/26/11	12/26/11 16:27	MFF
Tetrachloroethylene	ND	0.0017	mg/Kg dry	1		SW-846 8260C	12/26/11	12/26/11 16:27	MFF
Tetrahydrofuran	ND	0.0086	mg/Kg dry	1	V-16	SW-846 8260C	12/26/11	12/26/11 16:27	MFF
Toluene	ND	0.0017	mg/Kg dry	1		SW-846 8260C	12/26/11	12/26/11 16:27	MFF
1,2,3-Trichlorobenzene	ND	0.0017	mg/Kg dry	1		SW-846 8260C	12/26/11	12/26/11 16:27	MFF
1,2,4-Trichlorobenzene	ND	0.0017	mg/Kg dry	1		SW-846 8260C	12/26/11	12/26/11 16:27	MFF
1,1,1-Trichloroethane	ND	0.0017	mg/Kg dry	1		SW-846 8260C	12/26/11	12/26/11 16:27	MFF
1,1,2-Trichloroethane	ND	0.0017	mg/Kg dry	1		SW-846 8260C	12/26/11	12/26/11 16:27	MFF
Trichloroethylene	ND	0.0017	mg/Kg dry	1		SW-846 8260C	12/26/11	12/26/11 16:27	MFF
Trichlorofluoromethane (Freon 11)	ND	0.0086	mg/Kg dry	1		SW-846 8260C	12/26/11	12/26/11 16:27	MFF
1,2,3-Trichloropropane	ND	0.0017	mg/Kg dry	1		SW-846 8260C	12/26/11	12/26/11 16:27	MFF
1,1,2-Trichloro-1,2,2-trifluoroethane (Freon 113)	ND	0.0086	mg/Kg dry	1		SW-846 8260C	12/26/11	12/26/11 16:27	MFF
1,2,4-Trimethylbenzene	ND	0.0017	mg/Kg dry	1		SW-846 8260C	12/26/11	12/26/11 16:27	MFF
1,3,5-Trimethylbenzene	ND	0.0017	mg/Kg dry	1		SW-846 8260C	12/26/11	12/26/11 16:27	MFF
Vinyl Chloride	ND	0.0086	mg/Kg dry	1		SW-846 8260C	12/26/11	12/26/11 16:27	MFF
m+p Xylene	ND	0.0034	mg/Kg dry	1		SW-846 8260C	12/26/11	12/26/11 16:27	MFF
o-Xylene	ND	0.0017	mg/Kg dry	1		SW-846 8260C	12/26/11	12/26/11 16:27	MFF

Surrogates	% Recovery	Recovery Limits	Flag	
1,2-Dichloroethane-d4	86.9	70-130		12/26/11 16:27
Toluene-d8	104	70-130		12/26/11 16:27
4-Bromofluorobenzene	88.0	70-130		12/26/11 16:27

con-test® ANALYTICAL LABORATORY

39 Spruce Street * East Longmeadow, MA 01028 * FAX 413/525-6405 * TEL. 413/525-2332

Project Location: 25 Skinner Street | Sample Description: | Work Order: 11L0859

Date Received: 12/22/2011

Field Sample #: B-109 2ft | Sampled: 12/21/2011 14:30

Sample ID: 11L0859-12

Sample Matrix: Soil

Semivolatile Organic Compounds by GC/MS

Analyte	Results	RL	Units	Dilution	Flag	Method	Date Prepared	Date/Time Analyzed	Analyst
Acenaphthene	ND	0.22	mg/Kg dry	1		SW-846 8270D	12/28/11	12/29/11 12:20	CDT
Acenaphthylene	ND	0.22	mg/Kg dry	1		SW-846 8270D	12/28/11	12/29/11 12:20	CDT
Anthracene	ND	0.22	mg/Kg dry	1		SW-846 8270D	12/28/11	12/29/11 12:20	CDT
Benzo(a)anthracene	ND	0.22	mg/Kg dry	1		SW-846 8270D	12/28/11	12/29/11 12:20	CDT
Benzo(a)pyrene	ND	0.22	mg/Kg dry	1		SW-846 8270D	12/28/11	12/29/11 12:20	CDT
Benzo(b)fluoranthene	ND	0.22	mg/Kg dry	1		SW-846 8270D	12/28/11	12/29/11 12:20	CDT
Benzo(g,h,i)perylene	ND	0.22	mg/Kg dry	1		SW-846 8270D	12/28/11	12/29/11 12:20	CDT
Benzo(k)fluoranthene	ND	0.22	mg/Kg dry	1		SW-846 8270D	12/28/11	12/29/11 12:20	CDT
Chrysene	ND	0.22	mg/Kg dry	1		SW-846 8270D	12/28/11	12/29/11 12:20	CDT
Dibenz(a,h)anthracene	ND	0.22	mg/Kg dry	1		SW-846 8270D	12/28/11	12/29/11 12:20	CDT
Fluoranthene	ND	0.22	mg/Kg dry	1		SW-846 8270D	12/28/11	12/29/11 12:20	CDT
Fluorene	ND	0.22	mg/Kg dry	1		SW-846 8270D	12/28/11	12/29/11 12:20	CDT
Indeno(1,2,3-cd)pyrene	ND	0.22	mg/Kg dry	1		SW-846 8270D	12/28/11	12/29/11 12:20	CDT
2-Methylnaphthalene	ND	0.22	mg/Kg dry	1		SW-846 8270D	12/28/11	12/29/11 12:20	CDT
Naphthalene	ND	0.22	mg/Kg dry	1		SW-846 8270D	12/28/11	12/29/11 12:20	CDT
Phenanthrene	ND	0.22	mg/Kg dry	1		SW-846 8270D	12/28/11	12/29/11 12:20	CDT
Pyrene	ND	0.22	mg/Kg dry	1		SW-846 8270D	12/28/11	12/29/11 12:20	CDT

Surrogates	% Recovery	Recovery Limits	Flag	
Nitrobenzene-d5	34.6	30-130		12/29/11 12:20
2-Fluorobiphenyl	31.9	30-130		12/29/11 12:20
Terphenyl-d14	44.3	30-130		12/29/11 12:20

39 Spruce Street * East Longmeadow, MA 01028 * FAX 413/525-6405 * TEL. 413/525-2332

Project Location: 25 Skinner Street | Sample Description: | Work Order: 11L0859

Date Received: 12/22/2011

Field Sample #: B-109 2ft | Sampled: 12/21/2011 14:30

Sample ID: 11L0859-12

Sample Matrix: Soil

Polychlorinated Biphenyls By GC/ECD

Analyte	Results	RL	Units	Dilution	Flag	Method	Date Prepared	Date/Time Analyzed	Analyst
Aroclor-1016 [1]	ND	0.12	mg/Kg dry	5		SW-846 8082A	12/27/11	12/29/11 12:48	MJC
Aroclor-1221 [1]	ND	0.12	mg/Kg dry	5		SW-846 8082A	12/27/11	12/29/11 12:48	MJC
Aroclor-1232 [1]	ND	0.12	mg/Kg dry	5		SW-846 8082A	12/27/11	12/29/11 12:48	MJC
Aroclor-1242 [1]	ND	0.12	mg/Kg dry	5		SW-846 8082A	12/27/11	12/29/11 12:48	MJC
Aroclor-1248 [1]	ND	0.12	mg/Kg dry	5		SW-846 8082A	12/27/11	12/29/11 12:48	MJC
Aroclor-1254 [1]	ND	0.12	mg/Kg dry	5		SW-846 8082A	12/27/11	12/29/11 12:48	MJC
Aroclor-1260 [1]	ND	0.12	mg/Kg dry	5		SW-846 8082A	12/27/11	12/29/11 12:48	MJC
Aroclor-1262 [1]	ND	0.12	mg/Kg dry	5		SW-846 8082A	12/27/11	12/29/11 12:48	MJC
Aroclor-1268 [1]	ND	0.12	mg/Kg dry	5		SW-846 8082A	12/27/11	12/29/11 12:48	MJC

Surrogates	% Recovery	Recovery Limits	Flag	
Decachlorobiphenyl [1]	111	30-150		12/29/11 12:48
Decachlorobiphenyl [2]	109	30-150		12/29/11 12:48
Tetrachloro-m-xylene [1]	115	30-150		12/29/11 12:48
Tetrachloro-m-xylene [2]	122	30-150		12/29/11 12:48

39 Spruce Street * East Longmeadow, MA 01028 * FAX 413/525-6405 * TEL. 413/525-2332

Project Location: 25 Skinner Street
Sample Description:
Work Order: 11L0859

Date Received: 12/22/2011

Field Sample #: B-109 2ft
Sampled: 12/21/2011 14:30

Sample ID: 11L0859-12

Sample Matrix: Soil

Petroleum Hydrocarbons Analyses

Analyte	Results	RL	Units	Dilution	Flag	Method	Date Prepared	Date/Time Analyzed	Analyst
CT ETPH	75	13	mg/Kg dry	1		CTDEP ETPH	12/28/11	12/29/11 13:31	SCS

Surrogates	% Recovery	Recovery Limits	Flag		
o-Terphenyl	62.4	50-150			12/29/11 13:31

con-test® ANALYTICAL LABORATORY

39 Spruce Street * East Longmeadow, MA 01028 * FAX 413/525-6405 * TEL. 413/525-2332

Project Location: 25 Skinner Street | Sample Description: | Work Order: 11L0859

Date Received: 12/22/2011

Field Sample #: B-109 2ft | Sampled: 12/21/2011 14:30

Sample ID: 11L0859-12

Sample Matrix: Soil

Metals Analyses (Total)

Analyte	Results	RL	Units	Dilution	Flag	Method	Date Prepared	Date/Time Analyzed	Analyst
Antimony	8.6	3.2	mg/Kg dry	1		SW-846 6010C	12/23/11	12/27/11 15:04	OP
Arsenic	4.3	3.2	mg/Kg dry	1		SW-846 6010C	12/23/11	12/27/11 15:04	OP
Barium	75	3.2	mg/Kg dry	1		SW-846 6010C	12/23/11	12/27/11 15:04	OP
Beryllium	ND	0.32	mg/Kg dry	1		SW-846 6010C	12/23/11	12/27/11 15:04	OP
Cadmium	0.43	0.32	mg/Kg dry	1		SW-846 6010C	12/23/11	12/27/11 15:04	OP
Chromium	29	0.63	mg/Kg dry	1		SW-846 6010C	12/23/11	12/27/11 15:04	OP
Copper	800	0.63	mg/Kg dry	1		SW-846 6010C	12/23/11	12/27/11 15:04	OP
Lead	420	0.95	mg/Kg dry	1		SW-846 6010C	12/23/11	12/27/11 15:04	OP
Mercury	0.58	0.063	mg/Kg dry	2		SW-846 7471B	12/23/11	12/27/11 12:56	AMR
Nickel	13	0.63	mg/Kg dry	1		SW-846 6010C	12/23/11	12/27/11 15:04	OP
Selenium	ND	6.3	mg/Kg dry	1		SW-846 6010C	12/23/11	12/27/11 15:04	OP
Silver	0.78	0.63	mg/Kg dry	1		SW-846 6010C	12/23/11	12/27/11 15:04	OP
Thallium	ND	3.2	mg/Kg dry	1		SW-846 6010C	12/23/11	12/27/11 15:04	OP
Vanadium	22	1.3	mg/Kg dry	1		SW-846 6010C	12/23/11	12/27/11 15:04	OP
Zinc	590	1.3	mg/Kg dry	1		SW-846 6010C	12/23/11	12/27/11 15:04	OP

39 Spruce Street * East Longmeadow, MA 01028 * FAX 413/525-6405 * TEL. 413/525-2332

Project Location: 25 Skinner Street
Sample Description:
Work Order: 11L0859

Date Received: 12/22/2011

Field Sample #: B-109 2ft
Sampled: 12/21/2011 14:30

Sample ID: 11L0859-12

Sample Matrix: Soil

Conventional Chemistry Parameters by EPA/APHA/SW-846 Methods (Total)

Analyte	Results	RL	Units	Dilution	Flag	Method	Date Prepared	Date/Time Analyzed	Analyst
% Solids	78.9		% Wt	1		SM 2540G	12/28/11	12/29/11 12:04	SY

con-test® ANALYTICAL LABORATORY
39 Spruce Street * East Longmeadow, MA 01028 * FAX 413/525-6405 * TEL. 413/525-2332

Sample Extraction Data

Prep Method: SW-846 3546-CTDEP ETPH

Lab Number [Field ID]	Batch	Initial [g]	Final [mL]	Date
11L0859-01 [B-130 4ft]	B043535	30.3	2.00	12/28/11
11L0859-02 [B-126 3ft]	B043535	30.3	1.00	12/28/11
11L0859-03 [B-127 2ft]	B043535	30.0	1.00	12/28/11
11L0859-04 [B-128 2-4ft]	B043535	30.3	1.00	12/28/11
11L0859-06 [B-129 2ft]	B043535	30.1	1.00	12/28/11
11L0859-07 [B-117 2ft]	B043535	30.2	1.00	12/28/11
11L0859-08 [B-116/MW-3 2-4ft]	B043535	30.3	1.00	12/28/11
11L0859-09 [B-116/MW-3 2-4ft DUP]	B043535	30.1	1.00	12/28/11
11L0859-10 [B-115 2ft]	B043535	30.3	1.00	12/28/11
11L0859-11 [B-125 2ft]	B043535	30.0	1.00	12/28/11
11L0859-12 [B-109 2ft]	B043535	30.1	1.00	12/28/11

Prep Method: % Solids-SM 2540G

Lab Number [Field ID]	Batch	Date
11L0859-01 [B-130 4ft]	B043590	12/28/11
11L0859-02 [B-126 3ft]	B043590	12/28/11
11L0859-03 [B-127 2ft]	B043590	12/28/11
11L0859-04 [B-128 2-4ft]	B043590	12/28/11
11L0859-06 [B-129 2ft]	B043590	12/28/11
11L0859-07 [B-117 2ft]	B043590	12/28/11
11L0859-08 [B-116/MW-3 2-4ft]	B043590	12/28/11
11L0859-09 [B-116/MW-3 2-4ft DUP]	B043590	12/28/11
11L0859-10 [B-115 2ft]	B043590	12/28/11
11L0859-11 [B-125 2ft]	B043590	12/28/11
11L0859-12 [B-109 2ft]	B043590	12/28/11

Prep Method: SW-846 3050B-SW-846 6010C

Lab Number [Field ID]	Batch	Initial [g]	Final [mL]	Date
11L0859-03 [B-127 2ft]	B043367	1.03	50.0	12/23/11
11L0859-06 [B-129 2ft]	B043367	1.02	50.0	12/23/11
11L0859-07 [B-117 2ft]	B043367	1.00	50.0	12/23/11
11L0859-08 [B-116/MW-3 2-4ft]	B043367	1.02	50.0	12/23/11
11L0859-09 [B-116/MW-3 2-4ft DUP]	B043367	1.02	50.0	12/23/11
11L0859-10 [B-115 2ft]	B043367	1.03	50.0	12/23/11
11L0859-11 [B-125 2ft]	B043367	1.02	50.0	12/23/11
11L0859-12 [B-109 2ft]	B043367	1.00	50.0	12/23/11

Prep Method: SW-846 3050B-SW-846 6010C

Lab Number [Field ID]	Batch	Initial [g]	Final [mL]	Date
11L0859-01 [B-130 4ft]	B043374	1.00	50.0	12/23/11
11L0859-02 [B-126 3ft]	B043374	1.01	50.0	12/23/11
11L0859-04 [B-128 2-4ft]	B043374	1.00	50.0	12/23/11

Prep Method: SW-846 7471-SW-846 7471B

Lab Number [Field ID]	Batch	Initial [g]	Final [mL]	Date
11L0859-01 [B-130 4ft]	B043363	0.619	50.0	12/23/11

con-test® ANALYTICAL LABORATORY

39 Spruce Street * East Longmeadow, MA 01028 * FAX 413/525-6405 * TEL. 413/525-2332

Sample Extraction Data

Prep Method: SW-846 7471-SW-846 7471B

Lab Number [Field ID]	Batch	Initial [g]	Final [mL]	Date
11L0859-02 [B-126 3ft]	B043363	0.604	50.0	12/23/11
11L0859-03 [B-127 2ft]	B043363	0.602	50.0	12/23/11
11L0859-06 [B-129 2ft]	B043363	0.602	50.0	12/23/11
11L0859-07 [B-117 2ft]	B043363	0.601	50.0	12/23/11
11L0859-08 [B-116/MW-3 2-4ft]	B043363	0.607	50.0	12/23/11
11L0859-09 [B-116/MW-3 2-4ft DUP]	B043363	0.608	50.0	12/23/11
11L0859-10 [B-115 2ft]	B043363	0.600	50.0	12/23/11
11L0859-11 [B-125 2ft]	B043363	0.602	50.0	12/23/11
11L0859-12 [B-109 2ft]	B043363	0.607	50.0	12/23/11

Prep Method: SW-846 7471-SW-846 7471B

Lab Number [Field ID]	Batch	Initial [g]	Final [mL]	Date
11L0859-04 [B-128 2-4ft]	B043449	0.597	50.0	12/27/11

Prep Method: SW-846 3546-SW-846 8082A

Lab Number [Field ID]	Batch	Initial [g]	Final [mL]	Date
11L0859-01 [B-130 4ft]	B043315	10.1	10.0	12/22/11
11L0859-02 [B-126 3ft]	B043315	10.2	10.0	12/22/11

Prep Method: SW-846 3546-SW-846 8082A

Lab Number [Field ID]	Batch	Initial [g]	Final [mL]	Date
11L0859-12 [B-109 2ft]	B043443	10.2	10.0	12/27/11

Prep Method: SW-846 5035-SW-846 8260C

Lab Number [Field ID]	Batch	Initial [g]	Final [mL]	Date
11L0859-01 [B-130 4ft]	B043427	7.57	10.0	12/26/11
11L0859-02 [B-126 3ft]	B043427	5.09	10.0	12/26/11
11L0859-03 [B-127 2ft]	B043427	5.03	10.0	12/26/11
11L0859-05 [Trip Blank]	B043427	5.00	10.0	12/26/11
11L0859-06 [B-129 2ft]	B043427	4.33	10.0	12/26/11
11L0859-07 [B-117 2ft]	B043427	5.35	10.0	12/26/11
11L0859-08 [B-116/MW-3 2-4ft]	B043427	7.30	10.0	12/26/11
11L0859-09 [B-116/MW-3 2-4ft DUP]	B043427	3.39	10.0	12/26/11
11L0859-10 [B-115 2ft]	B043427	7.18	10.0	12/26/11
11L0859-11 [B-125 2ft]	B043427	4.46	10.0	12/26/11
11L0859-12 [B-109 2ft]	B043427	7.36	10.0	12/26/11

Prep Method: SW-846 5035-SW-846 8260C

Lab Number [Field ID]	Batch	Initial [g]	Final [mL]	Date
11L0859-04 [B-128 2-4ft]	B043478	7.96	10.0	12/27/11

39 Spruce Street * East Longmeadow, MA 01028 * FAX 413/525-6405 * TEL. 413/525-2332

Sample Extraction Data

Prep Method: SW-846 3546-SW-846 8270D

Lab Number [Field ID]	Batch	Initial [g]	Final [mL]	Date
11L0859-01 [B-130 4ft]	B043537	30.2	1.00	12/28/11
11L0859-01RE1 [B-130 4ft]	B043537	30.2	1.00	12/28/11
11L0859-02 [B-126 3ft]	B043537	30.2	1.00	12/28/11
11L0859-03 [B-127 2ft]	B043537	30.3	1.00	12/28/11
11L0859-04 [B-128 2-4ft]	B043537	30.2	1.00	12/28/11
11L0859-06 [B-129 2ft]	B043537	30.1	1.00	12/28/11
11L0859-07 [B-117 2ft]	B043537	30.3	1.00	12/28/11
11L0859-08 [B-116/MW-3 2-4ft]	B043537	30.1	1.00	12/28/11
11L0859-09 [B-116/MW-3 2-4ft DUP]	B043537	30.1	1.00	12/28/11
11L0859-10 [B-115 2ft]	B043537	30.1	1.00	12/28/11
11L0859-11 [B-125 2ft]	B043537	30.3	1.00	12/28/11
11L0859-12 [B-109 2ft]	B043537	30.0	1.00	12/28/11

con-test® ANALYTICAL LABORATORY

39 Spruce Street * East Longmeadow, MA 01028 * FAX 413/525-6405 * TEL. 413/525-2332

QUALITY CONTROL

Volatile Organic Compounds by GC/MS - Quality Control

Analyte	Result	Reporting Limit	Units	Spike Level	Source Result	%REC	%REC Limits	RPD	RPD Limit	Notes
Batch B043427 - SW-846 5035										
Blank (B043427-BLK1)				Prepared & Analyzed: 12/26/11						
Acetone	ND	0.10	mg/Kg wet							V-16
Acrylonitrile	ND	0.0060	mg/Kg wet							V-16
Benzene	ND	0.0020	mg/Kg wet							
Bromobenzene	ND	0.0020	mg/Kg wet							
Bromodichloromethane	ND	0.0020	mg/Kg wet							
Bromoform	ND	0.0020	mg/Kg wet							
Bromomethane	ND	0.010	mg/Kg wet							
2-Butanone (MEK)	ND	0.040	mg/Kg wet							V-16
n-Butylbenzene	ND	0.0020	mg/Kg wet							
sec-Butylbenzene	ND	0.0020	mg/Kg wet							
tert-Butylbenzene	ND	0.0020	mg/Kg wet							
Carbon Disulfide	ND	0.0060	mg/Kg wet							
Carbon Tetrachloride	ND	0.0020	mg/Kg wet							
Chlorobenzene	ND	0.0020	mg/Kg wet							
Chlorodibromomethane	ND	0.0020	mg/Kg wet							
Chloroethane	ND	0.020	mg/Kg wet							
Chloroform	ND	0.0040	mg/Kg wet							
Chloromethane	ND	0.010	mg/Kg wet							V-05
2-Chlorotoluene	ND	0.0020	mg/Kg wet							
4-Chlorotoluene	ND	0.0020	mg/Kg wet							
1,2-Dibromo-3-chloropropane (DBCP)	ND	0.0040	mg/Kg wet							
1,2-Dibromoethane (EDB)	ND	0.0010	mg/Kg wet							
Dibromomethane	ND	0.0020	mg/Kg wet							
1,2-Dichlorobenzene	ND	0.0020	mg/Kg wet							
1,3-Dichlorobenzene	ND	0.0020	mg/Kg wet							
1,4-Dichlorobenzene	ND	0.0020	mg/Kg wet							
trans-1,4-Dichloro-2-butene	ND	0.0040	mg/Kg wet							
Dichlorodifluoromethane (Freon 12)	ND	0.020	mg/Kg wet							V-05
1,1-Dichloroethane	ND	0.0020	mg/Kg wet							
1,2-Dichloroethane	ND	0.0020	mg/Kg wet							
1,1-Dichloroethylene	ND	0.0040	mg/Kg wet							
cis-1,2-Dichloroethylene	ND	0.0020	mg/Kg wet							
trans-1,2-Dichloroethylene	ND	0.0020	mg/Kg wet							
1,2-Dichloropropane	ND	0.0020	mg/Kg wet							
1,3-Dichloropropane	ND	0.0010	mg/Kg wet							
2,2-Dichloropropane	ND	0.0020	mg/Kg wet							
1,1-Dichloropropene	ND	0.0020	mg/Kg wet							
cis-1,3-Dichloropropene	ND	0.0010	mg/Kg wet							
trans-1,3-Dichloropropene	ND	0.0010	mg/Kg wet							
Ethylbenzene	ND	0.0020	mg/Kg wet							
Hexachlorobutadiene	ND	0.0020	mg/Kg wet							
2-Hexanone (MBK)	ND	0.020	mg/Kg wet							
Isopropylbenzene (Cumene)	ND	0.0020	mg/Kg wet							
p-Isopropyltoluene (p-Cymene)	ND	0.0020	mg/Kg wet							
Methyl tert-Butyl Ether (MTBE)	ND	0.0040	mg/Kg wet							
Methylene Chloride	ND	0.020	mg/Kg wet							
4-Methyl-2-pentanone (MIBK)	ND	0.020	mg/Kg wet							
Naphthalene	ND	0.0040	mg/Kg wet							
n-Propylbenzene	ND	0.0020	mg/Kg wet							
Styrene	ND	0.0020	mg/Kg wet							
1,1,1,2-Tetrachloroethane	ND	0.0020	mg/Kg wet							
1,1,2,2-Tetrachloroethane	ND	0.0010	mg/Kg wet							

con-test® ANALYTICAL LABORATORY

39 Spruce Street * East Longmeadow, MA 01028 * FAX 413/525-6405 * TEL. 413/525-2332

QUALITY CONTROL

Volatile Organic Compounds by GC/MS - Quality Control

Analyte	Result	Reporting Limit	Units	Spike Level	Source Result	%REC		%REC Limits	RPD	RPD Limit	Notes
Batch B043427 - SW-846 5035											
Blank (B043427-BLK1)				Prepared & Analyzed: 12/26/11							
Tetrachloroethylene	ND	0.0020	mg/Kg wet								
Tetrahydrofuran	ND	0.010	mg/Kg wet								V-16
Toluene	ND	0.0020	mg/Kg wet								
1,2,3-Trichlorobenzene	ND	0.0020	mg/Kg wet								
1,2,4-Trichlorobenzene	ND	0.0020	mg/Kg wet								
1,1,1-Trichloroethane	ND	0.0020	mg/Kg wet								
1,1,2-Trichloroethane	ND	0.0020	mg/Kg wet								
Trichloroethylene	ND	0.0020	mg/Kg wet								
Trichlorofluoromethane (Freon 11)	ND	0.010	mg/Kg wet								
1,2,3-Trichloropropane	ND	0.0020	mg/Kg wet								
1,1,2-Trichloro-1,2,2-trifluoroethane (Freon 113)	ND	0.010	mg/Kg wet								
1,2,4-Trimethylbenzene	ND	0.0020	mg/Kg wet								
1,3,5-Trimethylbenzene	ND	0.0020	mg/Kg wet								
Vinyl Chloride	ND	0.010	mg/Kg wet								
m+p Xylene	ND	0.0040	mg/Kg wet								
o-Xylene	ND	0.0020	mg/Kg wet								
Surrogate: 1,2-Dichloroethane-d4	*0.0431*		mg/Kg wet	0.0500		86.2		70-130			
Surrogate: Toluene-d8	*0.0512*		mg/Kg wet	0.0500		102		70-130			
Surrogate: 4-Bromofluorobenzene	*0.0453*		mg/Kg wet	0.0500		90.6		70-130			
LCS (B043427-BS1)				Prepared & Analyzed: 12/26/11							
Acetone	0.237	0.10	mg/Kg wet	0.200		119		70-130			V-16
Acrylonitrile	0.0188	0.0060	mg/Kg wet	0.0200		94.2		70-130			V-16
Benzene	0.0245	0.0020	mg/Kg wet	0.0200		123		70-130			
Bromobenzene	0.0208	0.0020	mg/Kg wet	0.0200		104		70-130			
Bromodichloromethane	0.0195	0.0020	mg/Kg wet	0.0200		97.6		70-130			
Bromoform	0.0213	0.0020	mg/Kg wet	0.0200		106		70-130			
Bromomethane	0.0178	0.010	mg/Kg wet	0.0200		89.1		70-130			
2-Butanone (MEK)	0.216	0.040	mg/Kg wet	0.200		108		70-130			V-16
n-Butylbenzene	0.0256	0.0020	mg/Kg wet	0.0200		128		70-130			
sec-Butylbenzene	0.0272	0.0020	mg/Kg wet	0.0200		**136**	*	70-130			L-01
tert-Butylbenzene	0.0264	0.0020	mg/Kg wet	0.0200		**132**	*	70-130			L-01
Carbon Disulfide	0.0254	0.0060	mg/Kg wet	0.0200		127		70-130			
Carbon Tetrachloride	0.0237	0.0020	mg/Kg wet	0.0200		119		70-130			
Chlorobenzene	0.0243	0.0020	mg/Kg wet	0.0200		122		70-130			
Chlorodibromomethane	0.0212	0.0020	mg/Kg wet	0.0200		106		70-130			
Chloroethane	0.0227	0.020	mg/Kg wet	0.0200		113		70-130			
Chloroform	0.0237	0.0040	mg/Kg wet	0.0200		119		70-130			
Chloromethane	0.0171	0.010	mg/Kg wet	0.0200		85.3		70-130			V-05
2-Chlorotoluene	0.0242	0.0020	mg/Kg wet	0.0200		121		70-130			
4-Chlorotoluene	0.0242	0.0020	mg/Kg wet	0.0200		121		70-130			
1,2-Dibromo-3-chloropropane (DBCP)	0.0166	0.0040	mg/Kg wet	0.0200		83.1		70-130			
1,2-Dibromoethane (EDB)	0.0205	0.0010	mg/Kg wet	0.0200		102		70-130			
Dibromomethane	0.0205	0.0020	mg/Kg wet	0.0200		102		70-130			
1,2-Dichlorobenzene	0.0225	0.0020	mg/Kg wet	0.0200		112		70-130			
1,3-Dichlorobenzene	0.0229	0.0020	mg/Kg wet	0.0200		114		70-130			
1,4-Dichlorobenzene	0.0221	0.0020	mg/Kg wet	0.0200		111		70-130			
trans-1,4-Dichloro-2-butene	0.0152	0.0040	mg/Kg wet	0.0200		76.0		70-130			
Dichlorodifluoromethane (Freon 12)	0.0153	0.020	mg/Kg wet	0.0200		76.6		70-130			V-05
1,1-Dichloroethane	0.0227	0.0020	mg/Kg wet	0.0200		114		70-130			
1,2-Dichloroethane	0.0192	0.0020	mg/Kg wet	0.0200		96.2		70-130			
1,1-Dichloroethylene	0.0268	0.0040	mg/Kg wet	0.0200		**134**	*	70-130			L-01

con-test® ANALYTICAL LABORATORY

39 Spruce Street * East Longmeadow, MA 01028 * FAX 413/525-6405 * TEL. 413/525-2332

QUALITY CONTROL

Volatile Organic Compounds by GC/MS - Quality Control

Analyte	Result	Reporting Limit	Units	Spike Level	Source Result	%REC		%REC Limits	RPD	RPD Limit	Notes
Batch B043427 - SW-846 5035											
LCS (B043427-BS1)				Prepared & Analyzed: 12/26/11							
cis-1,2-Dichloroethylene	0.0225	0.0020	mg/Kg wet	0.0200		112		70-130			
trans-1,2-Dichloroethylene	0.0250	0.0020	mg/Kg wet	0.0200		125		70-130			
1,2-Dichloropropane	0.0233	0.0020	mg/Kg wet	0.0200		116		70-130			
1,3-Dichloropropane	0.0214	0.0010	mg/Kg wet	0.0200		107		70-130			
2,2-Dichloropropane	0.0182	0.0020	mg/Kg wet	0.0200		91.0		70-130			
1,1-Dichloropropene	0.0249	0.0020	mg/Kg wet	0.0200		125		70-130			
cis-1,3-Dichloropropene	0.0205	0.0010	mg/Kg wet	0.0200		103		70-130			
trans-1,3-Dichloropropene	0.0202	0.0010	mg/Kg wet	0.0200		101		70-130			
Ethylbenzene	0.0257	0.0020	mg/Kg wet	0.0200		129		70-130			
Hexachlorobutadiene	0.0253	0.0020	mg/Kg wet	0.0200		126		70-130			
2-Hexanone (MBK)	0.182	0.020	mg/Kg wet	0.200		91.1		70-130			
Isopropylbenzene (Cumene)	0.0302	0.0020	mg/Kg wet	0.0200		**151**	*	70-130			L-01
p-Isopropyltoluene (p-Cymene)	0.0270	0.0020	mg/Kg wet	0.0200		**135**	*	70-130			L-01
Methyl tert-Butyl Ether (MTBE)	0.0182	0.0040	mg/Kg wet	0.0200		91.2		70-130			
Methylene Chloride	0.0179	0.020	mg/Kg wet	0.0200		89.4		70-130			
4-Methyl-2-pentanone (MIBK)	0.188	0.020	mg/Kg wet	0.200		93.8		70-130			
Naphthalene	0.0181	0.0040	mg/Kg wet	0.0200		90.5		70-130			
n-Propylbenzene	0.0260	0.0020	mg/Kg wet	0.0200		130		70-130			
Styrene	0.0238	0.0020	mg/Kg wet	0.0200		119		70-130			
1,1,1,2-Tetrachloroethane	0.0247	0.0020	mg/Kg wet	0.0200		124		70-130			
1,1,2,2-Tetrachloroethane	0.0212	0.0010	mg/Kg wet	0.0200		106		70-130			
Tetrachloroethylene	0.0234	0.0020	mg/Kg wet	0.0200		117		70-130			
Tetrahydrofuran	0.0162	0.010	mg/Kg wet	0.0200		81.1		70-130			V-16
Toluene	0.0235	0.0020	mg/Kg wet	0.0200		118		70-130			
1,2,3-Trichlorobenzene	0.0246	0.0020	mg/Kg wet	0.0200		123		70-130			
1,2,4-Trichlorobenzene	0.0214	0.0020	mg/Kg wet	0.0200		107		70-130			
1,1,1-Trichloroethane	0.0222	0.0020	mg/Kg wet	0.0200		111		70-130			
1,1,2-Trichloroethane	0.0216	0.0020	mg/Kg wet	0.0200		108		70-130			
Trichloroethylene	0.0247	0.0020	mg/Kg wet	0.0200		123		70-130			
Trichlorofluoromethane (Freon 11)	0.0217	0.010	mg/Kg wet	0.0200		108		70-130			
1,2,3-Trichloropropane	0.0192	0.0020	mg/Kg wet	0.0200		96.2		70-130			
1,1,2-Trichloro-1,2,2-trifluoroethane (Freon 113)	0.0261	0.010	mg/Kg wet	0.0200		130		70-130			
1,2,4-Trimethylbenzene	0.0243	0.0020	mg/Kg wet	0.0200		122		70-130			
1,3,5-Trimethylbenzene	0.0249	0.0020	mg/Kg wet	0.0200		125		70-130			
Vinyl Chloride	0.0199	0.010	mg/Kg wet	0.0200		99.4		70-130			
m+p Xylene	0.0504	0.0040	mg/Kg wet	0.0400		126		70-130			
o-Xylene	0.0244	0.0020	mg/Kg wet	0.0200		122		70-130			
Surrogate: 1,2-Dichloroethane-d4	*0.0453*		mg/Kg wet	0.0500		90.5		70-130			
Surrogate: Toluene-d8	*0.0515*		mg/Kg wet	0.0500		103		70-130			
Surrogate: 4-Bromofluorobenzene	*0.0482*		mg/Kg wet	0.0500		96.4		70-130			
Batch B043478 - SW-846 5035											
Blank (B043478-BLK1)				Prepared & Analyzed: 12/27/11							
Acetone	ND	0.10	mg/Kg wet								V-16
Acrylonitrile	ND	0.0060	mg/Kg wet								V-16
Benzene	ND	0.0020	mg/Kg wet								
Bromobenzene	ND	0.0020	mg/Kg wet								
Bromodichloromethane	ND	0.0020	mg/Kg wet								
Bromoform	ND	0.0020	mg/Kg wet								
Bromomethane	ND	0.010	mg/Kg wet								
2-Butanone (MEK)	ND	0.040	mg/Kg wet								V-16

con-test® ANALYTICAL LABORATORY

39 Spruce Street * East Longmeadow, MA 01028 * FAX 413/525-6405 * TEL. 413/525-2332

QUALITY CONTROL

Volatile Organic Compounds by GC/MS - Quality Control

Analyte	Result	Reporting Limit	Units	Spike Level	Source Result	%REC	%REC Limits	RPD	RPD Limit	Notes
Batch B043478 - SW-846 5035										
Blank (B043478-BLK1)				Prepared & Analyzed: 12/27/11						
n-Butylbenzene	ND	0.0020	mg/Kg wet							
sec-Butylbenzene	ND	0.0020	mg/Kg wet							
tert-Butylbenzene	ND	0.0020	mg/Kg wet							
Carbon Disulfide	ND	0.0060	mg/Kg wet							
Carbon Tetrachloride	ND	0.0020	mg/Kg wet							
Chlorobenzene	ND	0.0020	mg/Kg wet							
Chlorodibromomethane	ND	0.0020	mg/Kg wet							
Chloroethane	ND	0.020	mg/Kg wet							
Chloroform	ND	0.0040	mg/Kg wet							
Chloromethane	ND	0.010	mg/Kg wet							V-05
2-Chlorotoluene	ND	0.0020	mg/Kg wet							
4-Chlorotoluene	ND	0.0020	mg/Kg wet							
1,2-Dibromo-3-chloropropane (DBCP)	ND	0.0040	mg/Kg wet							V-05
1,2-Dibromoethane (EDB)	ND	0.0010	mg/Kg wet							
Dibromomethane	ND	0.0020	mg/Kg wet							
1,2-Dichlorobenzene	ND	0.0020	mg/Kg wet							
1,3-Dichlorobenzene	ND	0.0020	mg/Kg wet							
1,4-Dichlorobenzene	ND	0.0020	mg/Kg wet							
trans-1,4-Dichloro-2-butene	ND	0.0040	mg/Kg wet							V-05
Dichlorodifluoromethane (Freon 12)	ND	0.020	mg/Kg wet							V-05
1,1-Dichloroethane	ND	0.0020	mg/Kg wet							
1,2-Dichloroethane	ND	0.0020	mg/Kg wet							
1,1-Dichloroethylene	ND	0.0040	mg/Kg wet							
cis-1,2-Dichloroethylene	ND	0.0020	mg/Kg wet							
trans-1,2-Dichloroethylene	ND	0.0020	mg/Kg wet							
1,2-Dichloropropane	ND	0.0020	mg/Kg wet							
1,3-Dichloropropane	ND	0.0010	mg/Kg wet							
2,2-Dichloropropane	ND	0.0020	mg/Kg wet							V-05
1,1-Dichloropropene	ND	0.0020	mg/Kg wet							
cis-1,3-Dichloropropene	ND	0.0010	mg/Kg wet							
trans-1,3-Dichloropropene	ND	0.0010	mg/Kg wet							
Ethylbenzene	ND	0.0020	mg/Kg wet							
Hexachlorobutadiene	ND	0.0020	mg/Kg wet							
2-Hexanone (MBK)	ND	0.020	mg/Kg wet							
Isopropylbenzene (Cumene)	ND	0.0020	mg/Kg wet							
p-Isopropyltoluene (p-Cymene)	ND	0.0020	mg/Kg wet							
Methyl tert-Butyl Ether (MTBE)	ND	0.0040	mg/Kg wet							
Methylene Chloride	ND	0.020	mg/Kg wet							
4-Methyl-2-pentanone (MIBK)	ND	0.020	mg/Kg wet							
Naphthalene	ND	0.0040	mg/Kg wet							V-05
n-Propylbenzene	ND	0.0020	mg/Kg wet							
Styrene	ND	0.0020	mg/Kg wet							
1,1,1,2-Tetrachloroethane	ND	0.0020	mg/Kg wet							
1,1,2,2-Tetrachloroethane	ND	0.0010	mg/Kg wet							
Tetrachloroethylene	ND	0.0020	mg/Kg wet							
Tetrahydrofuran	ND	0.010	mg/Kg wet							V-16
Toluene	ND	0.0020	mg/Kg wet							
1,2,3-Trichlorobenzene	ND	0.0020	mg/Kg wet							
1,2,4-Trichlorobenzene	ND	0.0020	mg/Kg wet							
1,1,1-Trichloroethane	ND	0.0020	mg/Kg wet							
1,1,2-Trichloroethane	ND	0.0020	mg/Kg wet							
Trichloroethylene	ND	0.0020	mg/Kg wet							

con-test® ANALYTICAL LABORATORY

39 Spruce Street * East Longmeadow, MA 01028 * FAX 413/525-6405 * TEL. 413/525-2332

QUALITY CONTROL

Volatile Organic Compounds by GC/MS - Quality Control

Analyte	Result	Reporting Limit	Units	Spike Level	Source Result	%REC		%REC Limits	RPD	RPD Limit	Notes
Batch B043478 - SW-846 5035											
Blank (B043478-BLK1)				Prepared & Analyzed: 12/27/11							
Trichlorofluoromethane (Freon 11)	ND	0.010	mg/Kg wet								
1,2,3-Trichloropropane	ND	0.0020	mg/Kg wet								
1,1,2-Trichloro-1,2,2-trifluoroethane (Freon 113)	ND	0.010	mg/Kg wet								
1,2,4-Trimethylbenzene	ND	0.0020	mg/Kg wet								
1,3,5-Trimethylbenzene	ND	0.0020	mg/Kg wet								
Vinyl Chloride	ND	0.010	mg/Kg wet								
m+p Xylene	ND	0.0040	mg/Kg wet								
o-Xylene	ND	0.0020	mg/Kg wet								
Surrogate: 1,2-Dichloroethane-d4	*0.0448*		mg/Kg wet	0.0500		89.6		70-130			
Surrogate: Toluene-d8	*0.0524*		mg/Kg wet	0.0500		105		70-130			
Surrogate: 4-Bromofluorobenzene	*0.0450*		mg/Kg wet	0.0500		90.1		70-130			
LCS (B043478-BS1)				Prepared & Analyzed: 12/27/11							
Acetone	0.235	0.10	mg/Kg wet	0.200		118		70-130			V-16
Acrylonitrile	0.0160	0.0060	mg/Kg wet	0.0200		80.0		70-130			V-16
Benzene	0.0240	0.0020	mg/Kg wet	0.0200		120		70-130			
Bromobenzene	0.0199	0.0020	mg/Kg wet	0.0200		99.6		70-130			
Bromodichloromethane	0.0191	0.0020	mg/Kg wet	0.0200		95.5		70-130			
Bromoform	0.0191	0.0020	mg/Kg wet	0.0200		95.4		70-130			
Bromomethane	0.0175	0.010	mg/Kg wet	0.0200		87.5		70-130			
2-Butanone (MEK)	0.202	0.040	mg/Kg wet	0.200		101		70-130			V-16
n-Butylbenzene	0.0241	0.0020	mg/Kg wet	0.0200		120		70-130			
sec-Butylbenzene	0.0262	0.0020	mg/Kg wet	0.0200		**131**	*	70-130			L-01
tert-Butylbenzene	0.0252	0.0020	mg/Kg wet	0.0200		126		70-130			
Carbon Disulfide	0.0248	0.0060	mg/Kg wet	0.0200		124		70-130			
Carbon Tetrachloride	0.0231	0.0020	mg/Kg wet	0.0200		116		70-130			
Chlorobenzene	0.0229	0.0020	mg/Kg wet	0.0200		114		70-130			
Chlorodibromomethane	0.0200	0.0020	mg/Kg wet	0.0200		100		70-130			
Chloroethane	0.0234	0.020	mg/Kg wet	0.0200		117		70-130			
Chloroform	0.0236	0.0040	mg/Kg wet	0.0200		118		70-130			
Chloromethane	0.0167	0.010	mg/Kg wet	0.0200		83.4		70-130			V-05
2-Chlorotoluene	0.0229	0.0020	mg/Kg wet	0.0200		115		70-130			
4-Chlorotoluene	0.0230	0.0020	mg/Kg wet	0.0200		115		70-130			
1,2-Dibromo-3-chloropropane (DBCP)	0.0156	0.0040	mg/Kg wet	0.0200		77.9		70-130			V-05
1,2-Dibromoethane (EDB)	0.0206	0.0010	mg/Kg wet	0.0200		103		70-130			
Dibromomethane	0.0210	0.0020	mg/Kg wet	0.0200		105		70-130			
1,2-Dichlorobenzene	0.0214	0.0020	mg/Kg wet	0.0200		107		70-130			
1,3-Dichlorobenzene	0.0220	0.0020	mg/Kg wet	0.0200		110		70-130			
1,4-Dichlorobenzene	0.0212	0.0020	mg/Kg wet	0.0200		106		70-130			
trans-1,4-Dichloro-2-butene	0.0147	0.0040	mg/Kg wet	0.0200		73.4		70-130			V-05
Dichlorodifluoromethane (Freon 12)	0.0140	0.020	mg/Kg wet	0.0200		70.0		70-130			V-05
1,1-Dichloroethane	0.0225	0.0020	mg/Kg wet	0.0200		112		70-130			
1,2-Dichloroethane	0.0192	0.0020	mg/Kg wet	0.0200		96.2		70-130			
1,1-Dichloroethylene	0.0268	0.0040	mg/Kg wet	0.0200		**134**	*	70-130			L-01
cis-1,2-Dichloroethylene	0.0223	0.0020	mg/Kg wet	0.0200		112		70-130			
trans-1,2-Dichloroethylene	0.0250	0.0020	mg/Kg wet	0.0200		125		70-130			
1,2-Dichloropropane	0.0226	0.0020	mg/Kg wet	0.0200		113		70-130			
1,3-Dichloropropane	0.0203	0.0010	mg/Kg wet	0.0200		101		70-130			
2,2-Dichloropropane	0.0167	0.0020	mg/Kg wet	0.0200		83.3		70-130			V-05
1,1-Dichloropropene	0.0242	0.0020	mg/Kg wet	0.0200		121		70-130			
cis-1,3-Dichloropropene	0.0187	0.0010	mg/Kg wet	0.0200		93.6		70-130			
trans-1,3-Dichloropropene	0.0188	0.0010	mg/Kg wet	0.0200		94.2		70-130			

con-test® ANALYTICAL LABORATORY

39 Spruce Street * East Longmeadow, MA 01028 * FAX 413/525-6405 * TEL. 413/525-2332

QUALITY CONTROL

Volatile Organic Compounds by GC/MS - Quality Control

Analyte	Result	Reporting Limit	Units	Spike Level	Source Result	%REC		%REC Limits	RPD	RPD Limit	Notes
Batch B043478 - SW-846 5035											
LCS (B043478-BS1)				Prepared & Analyzed: 12/27/11							
Ethylbenzene	0.0247	0.0020	mg/Kg wet	0.0200		124		70-130			
Hexachlorobutadiene	0.0233	0.0020	mg/Kg wet	0.0200		117		70-130			
2-Hexanone (MBK)	0.171	0.020	mg/Kg wet	0.200		85.6		70-130			
Isopropylbenzene (Cumene)	0.0286	0.0020	mg/Kg wet	0.0200		**143**	*	70-130			L-01
p-Isopropyltoluene (p-Cymene)	0.0255	0.0020	mg/Kg wet	0.0200		128		70-130			
Methyl tert-Butyl Ether (MTBE)	0.0173	0.0040	mg/Kg wet	0.0200		86.6		70-130			
Methylene Chloride	0.0197	0.020	mg/Kg wet	0.0200		98.7		70-130			
4-Methyl-2-pentanone (MIBK)	0.180	0.020	mg/Kg wet	0.200		89.9		70-130			
Naphthalene	0.0154	0.0040	mg/Kg wet	0.0200		77.0		70-130			V-05
n-Propylbenzene	0.0247	0.0020	mg/Kg wet	0.0200		124		70-130			
Styrene	0.0225	0.0020	mg/Kg wet	0.0200		113		70-130			
1,1,1,2-Tetrachloroethane	0.0232	0.0020	mg/Kg wet	0.0200		116		70-130			
1,1,2,2-Tetrachloroethane	0.0209	0.0010	mg/Kg wet	0.0200		105		70-130			
Tetrachloroethylene	0.0227	0.0020	mg/Kg wet	0.0200		113		70-130			
Tetrahydrofuran	0.0200	0.010	mg/Kg wet	0.0200		100		70-130			V-16
Toluene	0.0230	0.0020	mg/Kg wet	0.0200		115		70-130			
1,2,3-Trichlorobenzene	0.0220	0.0020	mg/Kg wet	0.0200		110		70-130			
1,2,4-Trichlorobenzene	0.0189	0.0020	mg/Kg wet	0.0200		94.6		70-130			
1,1,1-Trichloroethane	0.0215	0.0020	mg/Kg wet	0.0200		108		70-130			
1,1,2-Trichloroethane	0.0213	0.0020	mg/Kg wet	0.0200		106		70-130			
Trichloroethylene	0.0245	0.0020	mg/Kg wet	0.0200		122		70-130			
Trichlorofluoromethane (Freon 11)	0.0217	0.010	mg/Kg wet	0.0200		108		70-130			
1,2,3-Trichloropropane	0.0181	0.0020	mg/Kg wet	0.0200		90.6		70-130			
1,1,2-Trichloro-1,2,2-trifluoroethane (Freon 113)	0.0264	0.010	mg/Kg wet	0.0200		**132**	*	70-130			L-01
1,2,4-Trimethylbenzene	0.0233	0.0020	mg/Kg wet	0.0200		116		70-130			
1,3,5-Trimethylbenzene	0.0232	0.0020	mg/Kg wet	0.0200		116		70-130			
Vinyl Chloride	0.0193	0.010	mg/Kg wet	0.0200		96.7		70-130			
m+p Xylene	0.0482	0.0040	mg/Kg wet	0.0400		120		70-130			
o-Xylene	0.0229	0.0020	mg/Kg wet	0.0200		115		70-130			
Surrogate: 1,2-Dichloroethane-d4	*0.0464*		mg/Kg wet	0.0500		92.8		70-130			
Surrogate: Toluene-d8	*0.0518*		mg/Kg wet	0.0500		104		70-130			
Surrogate: 4-Bromofluorobenzene	*0.0481*		mg/Kg wet	0.0500		96.2		70-130			
Matrix Spike (B043478-MS1)		**Source: 11L0859-04**		Prepared & Analyzed: 12/27/11							
Acetone	0.294	0.13	mg/Kg dry	0.261	0.0384	97.8		70-130			V-16
Acrylonitrile	0.0170	0.0078	mg/Kg dry	0.0261	ND	**65.1**	*	70-130			MS-07A, V-16
Benzene	0.0286	0.0026	mg/Kg dry	0.0261	ND	109		70-130			
Bromobenzene	0.0258	0.0026	mg/Kg dry	0.0261	ND	98.8		70-130			
Bromodichloromethane	0.0233	0.0026	mg/Kg dry	0.0261	ND	89.4		70-130			
Bromoform	0.0226	0.0026	mg/Kg dry	0.0261	ND	86.5		70-130			
Bromomethane	0.0214	0.013	mg/Kg dry	0.0261	ND	82.0		70-130			
2-Butanone (MEK)	0.208	0.052	mg/Kg dry	0.261	ND	79.5		70-130			V-16
n-Butylbenzene	0.0291	0.0026	mg/Kg dry	0.0261	ND	112		70-130			
sec-Butylbenzene	0.0334	0.0026	mg/Kg dry	0.0261	ND	128		70-130			
tert-Butylbenzene	0.0326	0.0026	mg/Kg dry	0.0261	ND	125		70-130			
Carbon Disulfide	0.0279	0.0078	mg/Kg dry	0.0261	ND	107		70-130			
Carbon Tetrachloride	0.0252	0.0026	mg/Kg dry	0.0261	ND	96.5		70-130			
Chlorobenzene	0.0304	0.0026	mg/Kg dry	0.0261	ND	117		70-130			
Chlorodibromomethane	0.0237	0.0026	mg/Kg dry	0.0261	ND	90.7		70-130			
Chloroethane	0.0273	0.026	mg/Kg dry	0.0261	ND	104		70-130			
Chloroform	0.0281	0.0052	mg/Kg dry	0.0261	ND	108		70-130			
Chloromethane	0.0185	0.013	mg/Kg dry	0.0261	ND	70.9		70-130			V-05

con-test® ANALYTICAL LABORATORY

39 Spruce Street * East Longmeadow, MA 01028 * FAX 413/525-6405 * TEL. 413/525-2332

QUALITY CONTROL

Volatile Organic Compounds by GC/MS - Quality Control

Analyte	Result	Reporting Limit	Units	Spike Level	Source Result	%REC		%REC Limits	RPD	RPD Limit	Notes
Batch B043478 - SW-846 5035											
Matrix Spike (B043478-MS1)		**Source: 11L0859-04**		Prepared & Analyzed: 12/27/11							
2-Chlorotoluene	0.0296	0.0026	mg/Kg dry	0.0261	ND	113		70-130			
4-Chlorotoluene	0.0292	0.0026	mg/Kg dry	0.0261	ND	112		70-130			
1,2-Dibromo-3-chloropropane (DBCP)	0.0184	0.0052	mg/Kg dry	0.0261	ND	70.6		70-130			V-05
1,2-Dibromoethane (EDB)	0.0236	0.0013	mg/Kg dry	0.0261	ND	90.4		70-130			
Dibromomethane	0.0250	0.0026	mg/Kg dry	0.0261	ND	95.7		70-130			
1,2-Dichlorobenzene	0.0286	0.0026	mg/Kg dry	0.0261	ND	109		70-130			
1,3-Dichlorobenzene	0.0284	0.0026	mg/Kg dry	0.0261	ND	109		70-130			
1,4-Dichlorobenzene	0.0281	0.0026	mg/Kg dry	0.0261	ND	108		70-130			
trans-1,4-Dichloro-2-butene	0.0198	0.0052	mg/Kg dry	0.0261	ND	75.9		70-130			R-06, V-05
Dichlorodifluoromethane (Freon 12)	0.0140	0.026	mg/Kg dry	0.0261	ND	**53.6**	*	70-130			MS-07A, V-05
1,1-Dichloroethane	0.0262	0.0026	mg/Kg dry	0.0261	ND	100		70-130			
1,2-Dichloroethane	0.0240	0.0026	mg/Kg dry	0.0261	ND	92.0		70-130			
1,1-Dichloroethylene	0.0299	0.0052	mg/Kg dry	0.0261	ND	115		70-130			
cis-1,2-Dichloroethylene	0.0260	0.0026	mg/Kg dry	0.0261	ND	99.7		70-130			
trans-1,2-Dichloroethylene	0.0259	0.0026	mg/Kg dry	0.0261	ND	99.3		70-130			
1,2-Dichloropropane	0.0278	0.0026	mg/Kg dry	0.0261	ND	107		70-130			
1,3-Dichloropropane	0.0253	0.0013	mg/Kg dry	0.0261	ND	96.9		70-130			
2,2-Dichloropropane	0.0186	0.0026	mg/Kg dry	0.0261	ND	71.1		70-130			V-05
1,1-Dichloropropene	0.0280	0.0026	mg/Kg dry	0.0261	ND	107		70-130			
cis-1,3-Dichloropropene	0.0232	0.0013	mg/Kg dry	0.0261	ND	88.8		70-130			
trans-1,3-Dichloropropene	0.0223	0.0013	mg/Kg dry	0.0261	ND	85.4		70-130			
Ethylbenzene	0.0321	0.0026	mg/Kg dry	0.0261	ND	123		70-130			
Hexachlorobutadiene	0.0244	0.0026	mg/Kg dry	0.0261	ND	93.4		70-130			
2-Hexanone (MBK)	0.196	0.026	mg/Kg dry	0.261	ND	75.2		70-130			
Isopropylbenzene (Cumene)	0.0360	0.0026	mg/Kg dry	0.0261	ND	**138**	*	70-130			MS-24
p-Isopropyltoluene (p-Cymene)	0.0322	0.0026	mg/Kg dry	0.0261	ND	124		70-130			
Methyl tert-Butyl Ether (MTBE)	0.0198	0.0052	mg/Kg dry	0.0261	ND	76.0		70-130			
Methylene Chloride	0.0171	0.026	mg/Kg dry	0.0261	ND	**65.7**	*	70-130			MS-24
4-Methyl-2-pentanone (MIBK)	0.208	0.026	mg/Kg dry	0.261	ND	79.6		70-130			
Naphthalene	0.0139	0.0052	mg/Kg dry	0.0261	ND	**53.3**	*	70-130			MS-07A, V-05
n-Propylbenzene	0.0309	0.0026	mg/Kg dry	0.0261	ND	118		70-130			
Styrene	0.0293	0.0026	mg/Kg dry	0.0261	ND	112		70-130			
1,1,1,2-Tetrachloroethane	0.0297	0.0026	mg/Kg dry	0.0261	ND	114		70-130			
1,1,2,2-Tetrachloroethane	0.0252	0.0013	mg/Kg dry	0.0261	ND	96.5		70-130			
Tetrachloroethylene	0.0275	0.0026	mg/Kg dry	0.0261	ND	105		70-130			
Tetrahydrofuran	0.0218	0.013	mg/Kg dry	0.0261	ND	83.4		70-130			V-16
Toluene	0.0284	0.0026	mg/Kg dry	0.0261	ND	109		70-130			
1,2,3-Trichlorobenzene	0.0213	0.0026	mg/Kg dry	0.0261	ND	81.5		70-130			
1,2,4-Trichlorobenzene	0.0201	0.0026	mg/Kg dry	0.0261	ND	77.0		70-130			
1,1,1-Trichloroethane	0.0237	0.0026	mg/Kg dry	0.0261	ND	91.0		70-130			
1,1,2-Trichloroethane	0.0254	0.0026	mg/Kg dry	0.0261	ND	97.5		70-130			
Trichloroethylene	0.0290	0.0026	mg/Kg dry	0.0261	ND	111		70-130			
Trichlorofluoromethane (Freon 11)	0.0259	0.013	mg/Kg dry	0.0261	ND	99.3		70-130			
1,2,3-Trichloropropane	0.0222	0.0026	mg/Kg dry	0.0261	ND	85.2		70-130			
1,1,2-Trichloro-1,2,2-trifluoroethane (Freon 113)	0.0301	0.013	mg/Kg dry	0.0261	ND	115		70-130			
1,2,4-Trimethylbenzene	0.0308	0.0026	mg/Kg dry	0.0261	ND	118		70-130			
1,3,5-Trimethylbenzene	0.0296	0.0026	mg/Kg dry	0.0261	ND	113		70-130			
Vinyl Chloride	0.0220	0.013	mg/Kg dry	0.0261	ND	84.2		70-130			
m+p Xylene	0.0622	0.0052	mg/Kg dry	0.0522	ND	119		70-130			
o-Xylene	0.0299	0.0026	mg/Kg dry	0.0261	ND	114		70-130			
Surrogate: 1,2-Dichloroethane-d4	*0.0567*		mg/Kg dry	0.0652		87.0		70-130			

con-test® ANALYTICAL LABORATORY

39 Spruce Street * East Longmeadow, MA 01028 * FAX 413/525-6405 * TEL. 413/525-2332

QUALITY CONTROL

Volatile Organic Compounds by GC/MS - Quality Control

Analyte	Result	Reporting Limit	Units	Spike Level	Source Result	%REC		%REC Limits	RPD	RPD Limit	Notes
Batch B043478 - SW-846 5035											
Matrix Spike (B043478-MS1)		**Source: 11L0859-04**		Prepared & Analyzed: 12/27/11							
Surrogate: Toluene-d8	*0.0694*		mg/Kg dry	0.0652		106		70-130			
Surrogate: 4-Bromofluorobenzene	*0.0615*		mg/Kg dry	0.0652		94.2		70-130			
Matrix Spike Dup (B043478-MSD1)		**Source: 11L0859-04**		Prepared & Analyzed: 12/27/11							
Acetone	0.222	0.12	mg/Kg dry	0.234	0.0384	78.7		70-130	27.7	30	V-16
Acrylonitrile	0.0156	0.0070	mg/Kg dry	0.0234	ND	**66.7**	*	70-130	8.66	30	MS-07A, V-16
Benzene	0.0239	0.0023	mg/Kg dry	0.0234	ND	102		70-130	17.7	30	
Bromobenzene	0.0212	0.0023	mg/Kg dry	0.0234	ND	90.8		70-130	19.5	30	
Bromodichloromethane	0.0188	0.0023	mg/Kg dry	0.0234	ND	80.5		70-130	21.5	30	
Bromoform	0.0187	0.0023	mg/Kg dry	0.0234	ND	79.9		70-130	19.0	30	
Bromomethane	0.0176	0.012	mg/Kg dry	0.0234	ND	75.4		70-130	19.4	30	
2-Butanone (MEK)	0.171	0.047	mg/Kg dry	0.234	ND	73.2		70-130	19.3	30	V-16
n-Butylbenzene	0.0256	0.0023	mg/Kg dry	0.0234	ND	110		70-130	12.8	30	
sec-Butylbenzene	0.0286	0.0023	mg/Kg dry	0.0234	ND	122		70-130	15.6	30	
tert-Butylbenzene	0.0276	0.0023	mg/Kg dry	0.0234	ND	118		70-130	16.8	30	
Carbon Disulfide	0.0227	0.0070	mg/Kg dry	0.0234	ND	97.1		70-130	20.5	30	
Carbon Tetrachloride	0.0215	0.0023	mg/Kg dry	0.0234	ND	91.9		70-130	15.9	30	
Chlorobenzene	0.0252	0.0023	mg/Kg dry	0.0234	ND	108		70-130	18.9	30	
Chlorodibromomethane	0.0188	0.0023	mg/Kg dry	0.0234	ND	80.6		70-130	22.8	30	
Chloroethane	0.0218	0.023	mg/Kg dry	0.0234	ND	93.4		70-130	22.2	30	
Chloroform	0.0232	0.0047	mg/Kg dry	0.0234	ND	99.3		70-130	19.0	30	
Chloromethane	0.0154	0.012	mg/Kg dry	0.0234	ND	**65.9**	*	70-130	18.4	30	MS-24, V-05
2-Chlorotoluene	0.0248	0.0023	mg/Kg dry	0.0234	ND	106		70-130	17.6	30	
4-Chlorotoluene	0.0248	0.0023	mg/Kg dry	0.0234	ND	106		70-130	16.6	30	
1,2-Dibromo-3-chloropropane (DBCP)	0.0166	0.0047	mg/Kg dry	0.0234	ND	70.9		70-130	10.7	30	V-05
1,2-Dibromoethane (EDB)	0.0188	0.0012	mg/Kg dry	0.0234	ND	80.6		70-130	22.5	30	
Dibromomethane	0.0200	0.0023	mg/Kg dry	0.0234	ND	85.5		70-130	22.3	30	
1,2-Dichlorobenzene	0.0238	0.0023	mg/Kg dry	0.0234	ND	102		70-130	18.3	30	
1,3-Dichlorobenzene	0.0244	0.0023	mg/Kg dry	0.0234	ND	104		70-130	15.5	30	
1,4-Dichlorobenzene	0.0238	0.0023	mg/Kg dry	0.0234	ND	102		70-130	16.4	30	
trans-1,4-Dichloro-2-butene	0.0145	0.0047	mg/Kg dry	0.0234	ND	**62.1**	*	70-130	**30.9**	* 30	MS-23, R-06, V-05
Dichlorodifluoromethane (Freon 12)	0.0118	0.023	mg/Kg dry	0.0234	ND	**50.6**	*	70-130	16.8	30	MS-07A, V-05
1,1-Dichloroethane	0.0223	0.0023	mg/Kg dry	0.0234	ND	95.4		70-130	16.1	30	
1,2-Dichloroethane	0.0192	0.0023	mg/Kg dry	0.0234	ND	82.1		70-130	22.4	30	
1,1-Dichloroethylene	0.0258	0.0047	mg/Kg dry	0.0234	ND	110		70-130	14.9	30	
cis-1,2-Dichloroethylene	0.0215	0.0023	mg/Kg dry	0.0234	ND	92.2		70-130	18.9	30	
trans-1,2-Dichloroethylene	0.0242	0.0023	mg/Kg dry	0.0234	ND	104		70-130	6.65	30	
1,2-Dichloropropane	0.0226	0.0023	mg/Kg dry	0.0234	ND	96.9		70-130	20.6	30	
1,3-Dichloropropane	0.0197	0.0012	mg/Kg dry	0.0234	ND	84.2		70-130	25.0	30	
2,2-Dichloropropane	0.0151	0.0023	mg/Kg dry	0.0234	ND	**64.6**	*	70-130	20.6	30	MS-24, V-05
1,1-Dichloropropene	0.0234	0.0023	mg/Kg dry	0.0234	ND	100		70-130	18.0	30	
cis-1,3-Dichloropropene	0.0181	0.0012	mg/Kg dry	0.0234	ND	77.7		70-130	24.3	30	
trans-1,3-Dichloropropene	0.0172	0.0012	mg/Kg dry	0.0234	ND	73.8		70-130	25.5	30	
Ethylbenzene	0.0260	0.0023	mg/Kg dry	0.0234	ND	112		70-130	20.8	30	
Hexachlorobutadiene	0.0225	0.0023	mg/Kg dry	0.0234	ND	96.5		70-130	7.82	30	
2-Hexanone (MBK)	0.153	0.023	mg/Kg dry	0.234	ND	**65.5**	*	70-130	24.9	30	MS-24
Isopropylbenzene (Cumene)	0.0294	0.0023	mg/Kg dry	0.0234	ND	126		70-130	20.2	30	
p-Isopropyltoluene (p-Cymene)	0.0278	0.0023	mg/Kg dry	0.0234	ND	119		70-130	14.7	30	
Methyl tert-Butyl Ether (MTBE)	0.0164	0.0047	mg/Kg dry	0.0234	ND	70.3		70-130	18.8	30	
Methylene Chloride	0.0166	0.023	mg/Kg dry	0.0234	ND	71.2		70-130	3.05	30	
4-Methyl-2-pentanone (MIBK)	0.164	0.023	mg/Kg dry	0.234	ND	70.0		70-130	23.7	30	
Naphthalene	0.0144	0.0047	mg/Kg dry	0.0234	ND	**61.8**	*	70-130	3.71	30	MS-07A, V-05

con-test® ANALYTICAL LABORATORY

39 Spruce Street * East Longmeadow, MA 01028 * FAX 413/525-6405 * TEL. 413/525-2332

QUALITY CONTROL

Volatile Organic Compounds by GC/MS - Quality Control

Analyte	Result	Reporting Limit	Units	Spike Level	Source Result	%REC	%REC Limits	RPD	RPD Limit	Notes
Batch B043478 - SW-846 5035										
Matrix Spike Dup (B043478-MSD1)		**Source: 11L0859-04**		Prepared & Analyzed: 12/27/11						
n-Propylbenzene	0.0262	0.0023	mg/Kg dry	0.0234	ND	112	70-130	16.3	30	
Styrene	0.0242	0.0023	mg/Kg dry	0.0234	ND	104	70-130	18.7	30	
1,1,1,2-Tetrachloroethane	0.0243	0.0023	mg/Kg dry	0.0234	ND	104	70-130	19.9	30	
1,1,2,2-Tetrachloroethane	0.0206	0.0012	mg/Kg dry	0.0234	ND	88.1	70-130	20.1	30	
Tetrachloroethylene	0.0222	0.0023	mg/Kg dry	0.0234	ND	94.9	70-130	21.3	30	
Tetrahydrofuran	0.0176	0.012	mg/Kg dry	0.0234	ND	75.4	70-130	21.1	30	V-16
Toluene	0.0234	0.0023	mg/Kg dry	0.0234	ND	100	70-130	19.2	30	
1,2,3-Trichlorobenzene	0.0207	0.0023	mg/Kg dry	0.0234	ND	88.7	70-130	2.62	30	
1,2,4-Trichlorobenzene	0.0190	0.0023	mg/Kg dry	0.0234	ND	81.2	70-130	5.78	30	
1,1,1-Trichloroethane	0.0203	0.0023	mg/Kg dry	0.0234	ND	86.9	70-130	15.7	30	
1,1,2-Trichloroethane	0.0200	0.0023	mg/Kg dry	0.0234	ND	85.8	70-130	23.8	30	
Trichloroethylene	0.0242	0.0023	mg/Kg dry	0.0234	ND	104	70-130	18.3	30	
Trichlorofluoromethane (Freon 11)	0.0208	0.012	mg/Kg dry	0.0234	ND	89.0	70-130	22.0	30	
1,2,3-Trichloropropane	0.0169	0.0023	mg/Kg dry	0.0234	ND	72.5	70-130	27.1	30	
1,1,2-Trichloro-1,2,2-trifluoroethane (Freon 113)	0.0255	0.012	mg/Kg dry	0.0234	ND	109	70-130	16.4	30	
1,2,4-Trimethylbenzene	0.0259	0.0023	mg/Kg dry	0.0234	ND	111	70-130	17.5	30	
1,3,5-Trimethylbenzene	0.0250	0.0023	mg/Kg dry	0.0234	ND	107	70-130	16.9	30	
Vinyl Chloride	0.0179	0.012	mg/Kg dry	0.0234	ND	76.8	70-130	20.2	30	
m+p Xylene	0.0513	0.0047	mg/Kg dry	0.0467	ND	110	70-130	19.2	30	
o-Xylene	0.0251	0.0023	mg/Kg dry	0.0234	ND	107	70-130	17.4	30	
Surrogate: 1,2-Dichloroethane-d4	*0.0476*		mg/Kg dry	0.0584		81.4	70-130			
Surrogate: Toluene-d8	*0.0611*		mg/Kg dry	0.0584		105	70-130			
Surrogate: 4-Bromofluorobenzene	*0.0545*		mg/Kg dry	0.0584		93.4	70-130			

con-test® ANALYTICAL LABORATORY

39 Spruce Street * East Longmeadow, MA 01028 * FAX 413/525-6405 * TEL. 413/525-2332

QUALITY CONTROL

Semivolatile Organic Compounds by GC/MS - Quality Control

Analyte	Result	Reporting Limit	Units	Spike Level	Source Result	%REC	%REC Limits	RPD	RPD Limit	Notes
Batch B043537 - SW-846 3546										
Blank (B043537-BLK1)				Prepared & Analyzed: 12/28/11						
Acenaphthene	ND	0.17	mg/Kg wet							
Acenaphthylene	ND	0.17	mg/Kg wet							
Anthracene	ND	0.17	mg/Kg wet							
Benzo(a)anthracene	ND	0.17	mg/Kg wet							
Benzo(a)pyrene	ND	0.17	mg/Kg wet							
Benzo(b)fluoranthene	ND	0.17	mg/Kg wet							
Benzo(g,h,i)perylene	ND	0.17	mg/Kg wet							
Benzo(k)fluoranthene	ND	0.17	mg/Kg wet							
Chrysene	ND	0.17	mg/Kg wet							
Dibenz(a,h)anthracene	ND	0.17	mg/Kg wet							
Fluoranthene	ND	0.17	mg/Kg wet							
Fluorene	ND	0.17	mg/Kg wet							
Indeno(1,2,3-cd)pyrene	ND	0.17	mg/Kg wet							
2-Methylnaphthalene	ND	0.17	mg/Kg wet							
Naphthalene	ND	0.17	mg/Kg wet							
Phenanthrene	ND	0.17	mg/Kg wet							
Pyrene	ND	0.17	mg/Kg wet							
Surrogate: Nitrobenzene-d5	*2.13*		mg/Kg wet	3.33		64.0	30-130			
Surrogate: 2-Fluorobiphenyl	*2.16*		mg/Kg wet	3.33		64.9	30-130			
Surrogate: Terphenyl-d14	*2.17*		mg/Kg wet	3.33		65.2	30-130			
LCS (B043537-BS1)				Prepared & Analyzed: 12/28/11						
Acenaphthene	1.09	0.17	mg/Kg wet	1.67		65.5	40-140			
Acenaphthylene	1.06	0.17	mg/Kg wet	1.67		63.9	40-140			
Anthracene	1.12	0.17	mg/Kg wet	1.67		67.0	40-140			
Benzo(a)anthracene	1.13	0.17	mg/Kg wet	1.67		67.9	40-140			
Benzo(a)pyrene	1.18	0.17	mg/Kg wet	1.67		71.0	40-140			
Benzo(b)fluoranthene	1.18	0.17	mg/Kg wet	1.67		70.8	40-140			
Benzo(g,h,i)perylene	1.04	0.17	mg/Kg wet	1.67		62.4	40-140			
Benzo(k)fluoranthene	1.18	0.17	mg/Kg wet	1.67		70.9	40-140			
Chrysene	1.19	0.17	mg/Kg wet	1.67		71.5	40-140			
Dibenz(a,h)anthracene	1.23	0.17	mg/Kg wet	1.67		73.9	40-140			
Fluoranthene	1.34	0.17	mg/Kg wet	1.67		80.2	40-140			
Fluorene	1.10	0.17	mg/Kg wet	1.67		66.2	40-140			
Indeno(1,2,3-cd)pyrene	1.12	0.17	mg/Kg wet	1.67		67.2	40-140			
2-Methylnaphthalene	1.00	0.17	mg/Kg wet	1.67		60.1	40-140			
Naphthalene	1.06	0.17	mg/Kg wet	1.67		63.9	40-140			
Phenanthrene	1.05	0.17	mg/Kg wet	1.67		62.8	40-140			
Pyrene	1.12	0.17	mg/Kg wet	1.67		67.4	40-140			V-06
Surrogate: Nitrobenzene-d5	*2.08*		mg/Kg wet	3.33		62.5	30-130			
Surrogate: 2-Fluorobiphenyl	*2.09*		mg/Kg wet	3.33		62.7	30-130			
Surrogate: Terphenyl-d14	*2.16*		mg/Kg wet	3.33		64.8	30-130			

con-test® ANALYTICAL LABORATORY

39 Spruce Street * East Longmeadow, MA 01028 * FAX 413/525-6405 * TEL. 413/525-2332

QUALITY CONTROL

Semivolatile Organic Compounds by GC/MS - Quality Control

Analyte	Result	Reporting Limit	Units	Spike Level	Source Result	%REC	%REC Limits	RPD	RPD Limit	Notes
Batch B043537 - SW-846 3546										
LCS Dup (B043537-BSD1)				Prepared & Analyzed: 12/28/11						
Acenaphthene	1.17	0.17	mg/Kg wet	1.67		70.2	40-140	6.99	30	
Acenaphthylene	1.14	0.17	mg/Kg wet	1.67		68.2	40-140	6.60	30	
Anthracene	1.18	0.17	mg/Kg wet	1.67		71.0	40-140	5.71	30	
Benzo(a)anthracene	1.21	0.17	mg/Kg wet	1.67		72.8	40-140	7.02	30	
Benzo(a)pyrene	1.26	0.17	mg/Kg wet	1.67		75.4	40-140	6.01	30	
Benzo(b)fluoranthene	1.36	0.17	mg/Kg wet	1.67		81.4	40-140	13.9	30	
Benzo(g,h,i)perylene	1.11	0.17	mg/Kg wet	1.67		66.7	40-140	6.72	30	
Benzo(k)fluoranthene	1.16	0.17	mg/Kg wet	1.67		69.3	40-140	2.22	30	
Chrysene	1.28	0.17	mg/Kg wet	1.67		76.5	40-140	6.78	30	
Dibenz(a,h)anthracene	1.32	0.17	mg/Kg wet	1.67		79.2	40-140	6.89	30	
Fluoranthene	1.37	0.17	mg/Kg wet	1.67		82.3	40-140	2.61	30	
Fluorene	1.14	0.17	mg/Kg wet	1.67		68.6	40-140	3.62	30	
Indeno(1,2,3-cd)pyrene	1.20	0.17	mg/Kg wet	1.67		72.0	40-140	6.84	30	
2-Methylnaphthalene	1.07	0.17	mg/Kg wet	1.67		64.4	40-140	6.78	30	
Naphthalene	1.11	0.17	mg/Kg wet	1.67		66.5	40-140	4.08	30	
Phenanthrene	1.09	0.17	mg/Kg wet	1.67		65.6	40-140	4.36	30	
Pyrene	1.21	0.17	mg/Kg wet	1.67		72.9	40-140	7.81	30	V-06
Surrogate: Nitrobenzene-d5	*2.18*		mg/Kg wet	3.33		65.3	30-130			
Surrogate: 2-Fluorobiphenyl	*2.18*		mg/Kg wet	3.33		65.3	30-130			
Surrogate: Terphenyl-d14	*2.27*		mg/Kg wet	3.33		68.0	30-130			
Matrix Spike (B043537-MS1)		**Source: 11L0859-04**		Prepared: 12/28/11 Analyzed: 12/29/11						
Acenaphthene	1.40	0.21	mg/Kg dry	2.03	ND	69.1	40-140			
Acenaphthylene	1.43	0.21	mg/Kg dry	2.03	ND	70.4	40-140			
Anthracene	1.44	0.21	mg/Kg dry	2.03	ND	71.0	40-140			
Benzo(a)anthracene	1.60	0.21	mg/Kg dry	2.03	0.113	73.1	40-140			
Benzo(a)pyrene	1.58	0.21	mg/Kg dry	2.03	0.133	71.6	40-140			
Benzo(b)fluoranthene	1.44	0.21	mg/Kg dry	2.03	0.202	61.3	40-140			
Benzo(g,h,i)perylene	1.85	0.21	mg/Kg dry	2.03	ND	91.2	40-140			
Benzo(k)fluoranthene	1.28	0.21	mg/Kg dry	2.03	ND	63.0	40-140			
Chrysene	1.64	0.21	mg/Kg dry	2.03	0.170	72.4	40-140			
Dibenz(a,h)anthracene	1.92	0.21	mg/Kg dry	2.03	ND	94.9	40-140			
Fluoranthene	1.41	0.21	mg/Kg dry	2.03	0.297	54.7	40-140			
Fluorene	1.48	0.21	mg/Kg dry	2.03	ND	72.9	40-140			
Indeno(1,2,3-cd)pyrene	2.08	0.21	mg/Kg dry	2.03	ND	103	40-140			
2-Methylnaphthalene	1.36	0.21	mg/Kg dry	2.03	ND	67.2	40-140			
Naphthalene	1.26	0.21	mg/Kg dry	2.03	ND	62.3	40-140			
Phenanthrene	1.58	0.21	mg/Kg dry	2.03	0.145	70.9	40-140			
Pyrene	2.15	0.21	mg/Kg dry	2.03	0.272	92.4	40-140			
Surrogate: Nitrobenzene-d5	*2.79*		mg/Kg dry	4.05		68.8	30-130			
Surrogate: 2-Fluorobiphenyl	*2.63*		mg/Kg dry	4.05		64.8	30-130			
Surrogate: Terphenyl-d14	*3.49*		mg/Kg dry	4.05		86.2	30-130			

con-test® ANALYTICAL LABORATORY

39 Spruce Street * East Longmeadow, MA 01028 * FAX 413/525-6405 * TEL. 413/525-2332

QUALITY CONTROL

Semivolatile Organic Compounds by GC/MS - Quality Control

Analyte	Result	Reporting Limit	Units	Spike Level	Source Result	%REC	%REC Limits	RPD	RPD Limit	Notes
Batch B043537 - SW-846 3546										
Matrix Spike Dup (B043537-MSD1)		**Source: 11L0859-04**		Prepared: 12/28/11 Analyzed: 12/29/11						
Acenaphthene	1.33	0.21	mg/Kg dry	2.03	ND	65.2	40-140	5.56	30	
Acenaphthylene	1.31	0.21	mg/Kg dry	2.03	ND	64.6	40-140	8.29	30	
Anthracene	1.39	0.21	mg/Kg dry	2.03	ND	68.4	40-140	3.43	30	
Benzo(a)anthracene	1.40	0.21	mg/Kg dry	2.03	0.113	63.3	40-140	13.0	30	
Benzo(a)pyrene	1.40	0.21	mg/Kg dry	2.03	0.133	62.4	40-140	12.2	30	
Benzo(b)fluoranthene	1.34	0.21	mg/Kg dry	2.03	0.202	56.0	40-140	7.42	30	
Benzo(g,h,i)perylene	1.68	0.21	mg/Kg dry	2.03	ND	82.6	40-140	9.57	30	
Benzo(k)fluoranthene	1.23	0.21	mg/Kg dry	2.03	ND	60.7	40-140	3.32	30	
Chrysene	1.38	0.21	mg/Kg dry	2.03	0.170	59.7	40-140	16.7	30	
Dibenz(a,h)anthracene	1.75	0.21	mg/Kg dry	2.03	ND	86.3	40-140	9.14	30	
Fluoranthene	1.58	0.21	mg/Kg dry	2.03	0.297	63.1	40-140	11.6	30	
Fluorene	1.43	0.21	mg/Kg dry	2.03	ND	70.3	40-140	3.30	30	
Indeno(1,2,3-cd)pyrene	1.80	0.21	mg/Kg dry	2.03	ND	88.6	40-140	14.6	30	
2-Methylnaphthalene	1.27	0.21	mg/Kg dry	2.03	ND	62.3	40-140	7.33	30	
Naphthalene	1.20	0.21	mg/Kg dry	2.03	ND	59.3	40-140	4.61	30	
Phenanthrene	1.45	0.21	mg/Kg dry	2.03	0.145	64.1	40-140	8.77	30	
Pyrene	1.72	0.21	mg/Kg dry	2.03	0.272	71.3	40-140	21.9	30	
Surrogate: Nitrobenzene-d5	*2.69*		mg/Kg dry	4.07		66.2	30-130			
Surrogate: 2-Fluorobiphenyl	*2.46*		mg/Kg dry	4.07		60.4	30-130			
Surrogate: Terphenyl-d14	*3.24*		mg/Kg dry	4.07		79.7	30-130			

con-test® ANALYTICAL LABORATORY

39 Spruce Street * East Longmeadow, MA 01028 * FAX 413/525-6405 * TEL. 413/525-2332

QUALITY CONTROL

Polychlorinated Biphenyls By GC/ECD - Quality Control

Analyte	Result	Reporting Limit	Units	Spike Level	Source Result	%REC	%REC Limits	RPD	RPD Limit	Notes
Batch B043315 - SW-846 3546										
Blank (B043315-BLK1)				Prepared: 12/22/11 Analyzed: 12/23/11						
Aroclor-1016	ND	0.10	mg/Kg wet							
Aroclor-1016 [2C]	ND	0.10	mg/Kg wet							
Aroclor-1221	ND	0.10	mg/Kg wet							
Aroclor-1221 [2C]	ND	0.10	mg/Kg wet							
Aroclor-1232	ND	0.10	mg/Kg wet							
Aroclor-1232 [2C]	ND	0.10	mg/Kg wet							
Aroclor-1242	ND	0.10	mg/Kg wet							
Aroclor-1242 [2C]	ND	0.10	mg/Kg wet							
Aroclor-1248	ND	0.10	mg/Kg wet							
Aroclor-1248 [2C]	ND	0.10	mg/Kg wet							
Aroclor-1254	ND	0.10	mg/Kg wet							
Aroclor-1254 [2C]	ND	0.10	mg/Kg wet							
Aroclor-1260	ND	0.10	mg/Kg wet							
Aroclor-1260 [2C]	ND	0.10	mg/Kg wet							
Aroclor-1262	ND	0.10	mg/Kg wet							
Aroclor-1262 [2C]	ND	0.10	mg/Kg wet							
Aroclor-1268	ND	0.10	mg/Kg wet							
Aroclor-1268 [2C]	ND	0.10	mg/Kg wet							
Surrogate: Decachlorobiphenyl	*0.170*		mg/Kg wet	0.200		84.9	30-150			
Surrogate: Decachlorobiphenyl [2C]	*0.191*		mg/Kg wet	0.200		95.5	30-150			
Surrogate: Tetrachloro-m-xylene	*0.192*		mg/Kg wet	0.200		96.1	30-150			
Surrogate: Tetrachloro-m-xylene [2C]	*0.195*		mg/Kg wet	0.200		97.4	30-150			
LCS (B043315-BS1)				Prepared: 12/22/11 Analyzed: 12/23/11						
Aroclor-1016	0.24	0.10	mg/Kg wet	0.200		119	40-140			
Aroclor-1016 [2C]	0.22	0.10	mg/Kg wet	0.200		111	40-140			
Aroclor-1260	0.21	0.10	mg/Kg wet	0.200		104	40-140			
Aroclor-1260 [2C]	0.21	0.10	mg/Kg wet	0.200		106	40-140			
Surrogate: Decachlorobiphenyl	*0.194*		mg/Kg wet	0.200		97.1	30-150			
Surrogate: Decachlorobiphenyl [2C]	*0.218*		mg/Kg wet	0.200		109	30-150			
Surrogate: Tetrachloro-m-xylene	*0.216*		mg/Kg wet	0.200		108	30-150			
Surrogate: Tetrachloro-m-xylene [2C]	*0.218*		mg/Kg wet	0.200		109	30-150			
LCS Dup (B043315-BSD1)				Prepared: 12/22/11 Analyzed: 12/23/11						
Aroclor-1016	0.23	0.10	mg/Kg wet	0.200		113	40-140	4.92	30	
Aroclor-1016 [2C]	0.21	0.10	mg/Kg wet	0.200		105	40-140	5.04	30	
Aroclor-1260	0.20	0.10	mg/Kg wet	0.200		98.2	40-140	5.62	30	
Aroclor-1260 [2C]	0.20	0.10	mg/Kg wet	0.200		101	40-140	4.87	30	
Surrogate: Decachlorobiphenyl	*0.175*		mg/Kg wet	0.200		87.5	30-150			
Surrogate: Decachlorobiphenyl [2C]	*0.197*		mg/Kg wet	0.200		98.7	30-150			
Surrogate: Tetrachloro-m-xylene	*0.195*		mg/Kg wet	0.200		97.4	30-150			
Surrogate: Tetrachloro-m-xylene [2C]	*0.196*		mg/Kg wet	0.200		97.9	30-150			

con-test® ANALYTICAL LABORATORY

39 Spruce Street * East Longmeadow, MA 01028 * FAX 413/525-6405 * TEL. 413/525-2332

QUALITY CONTROL

Polychlorinated Biphenyls By GC/ECD - Quality Control

Analyte	Result	Reporting Limit	Units	Spike Level	Source Result	%REC	%REC Limits	RPD	RPD Limit	Notes
Batch B043443 - SW-846 3546										
Blank (B043443-BLK1)				Prepared: 12/27/11 Analyzed: 12/28/11						
Aroclor-1016	ND	0.10	mg/Kg wet							
Aroclor-1016 [2C]	ND	0.10	mg/Kg wet							
Aroclor-1221	ND	0.10	mg/Kg wet							
Aroclor-1221 [2C]	ND	0.10	mg/Kg wet							
Aroclor-1232	ND	0.10	mg/Kg wet							
Aroclor-1232 [2C]	ND	0.10	mg/Kg wet							
Aroclor-1242	ND	0.10	mg/Kg wet							
Aroclor-1242 [2C]	ND	0.10	mg/Kg wet							
Aroclor-1248	ND	0.10	mg/Kg wet							
Aroclor-1248 [2C]	ND	0.10	mg/Kg wet							
Aroclor-1254	ND	0.10	mg/Kg wet							
Aroclor-1254 [2C]	ND	0.10	mg/Kg wet							
Aroclor-1260	ND	0.10	mg/Kg wet							
Aroclor-1260 [2C]	ND	0.10	mg/Kg wet							
Aroclor-1262	ND	0.10	mg/Kg wet							
Aroclor-1262 [2C]	ND	0.10	mg/Kg wet							
Aroclor-1268	ND	0.10	mg/Kg wet							
Aroclor-1268 [2C]	ND	0.10	mg/Kg wet							
Surrogate: Decachlorobiphenyl	*0.224*		mg/Kg wet	0.200		112	30-150			
Surrogate: Decachlorobiphenyl [2C]	*0.216*		mg/Kg wet	0.200		108	30-150			
Surrogate: Tetrachloro-m-xylene	*0.219*		mg/Kg wet	0.200		110	30-150			
Surrogate: Tetrachloro-m-xylene [2C]	*0.232*		mg/Kg wet	0.200		116	30-150			
LCS (B043443-BS1)				Prepared: 12/27/11 Analyzed: 12/28/11						
Aroclor-1016	0.23	0.10	mg/Kg wet	0.200		116	40-140			
Aroclor-1016 [2C]	0.24	0.10	mg/Kg wet	0.200		119	40-140			
Aroclor-1260	0.21	0.10	mg/Kg wet	0.200		106	40-140			
Aroclor-1260 [2C]	0.22	0.10	mg/Kg wet	0.200		111	40-140			
Surrogate: Decachlorobiphenyl	*0.221*		mg/Kg wet	0.200		110	30-150			
Surrogate: Decachlorobiphenyl [2C]	*0.215*		mg/Kg wet	0.200		107	30-150			
Surrogate: Tetrachloro-m-xylene	*0.222*		mg/Kg wet	0.200		111	30-150			
Surrogate: Tetrachloro-m-xylene [2C]	*0.237*		mg/Kg wet	0.200		119	30-150			
LCS Dup (B043443-BSD1)				Prepared: 12/27/11 Analyzed: 12/28/11						
Aroclor-1016	0.23	0.10	mg/Kg wet	0.200		114	40-140	2.28	30	
Aroclor-1016 [2C]	0.23	0.10	mg/Kg wet	0.200		116	40-140	2.32	30	
Aroclor-1260	0.20	0.10	mg/Kg wet	0.200		98.9	40-140	7.00	30	
Aroclor-1260 [2C]	0.21	0.10	mg/Kg wet	0.200		104	40-140	6.72	30	
Surrogate: Decachlorobiphenyl	*0.200*		mg/Kg wet	0.200		100	30-150			
Surrogate: Decachlorobiphenyl [2C]	*0.195*		mg/Kg wet	0.200		97.5	30-150			
Surrogate: Tetrachloro-m-xylene	*0.216*		mg/Kg wet	0.200		108	30-150			
Surrogate: Tetrachloro-m-xylene [2C]	*0.232*		mg/Kg wet	0.200		116	30-150			

con-test® ANALYTICAL LABORATORY

39 Spruce Street * East Longmeadow, MA 01028 * FAX 413/525-6405 * TEL. 413/525-2332

QUALITY CONTROL

Petroleum Hydrocarbons Analyses - Quality Control

Analyte	Result	Reporting Limit	Units	Spike Level	Source Result	%REC		%REC Limits	RPD	RPD Limit	Notes
Batch B043535 - SW-846 3546											
Blank (B043535-BLK1)				Prepared & Analyzed: 12/28/11							
CT ETPH	ND	10	mg/Kg wet								
Surrogate: o-Terphenyl	*2.53*		mg/Kg wet	3.33		75.8		50-150			
LCS (B043535-BS1)				Prepared & Analyzed: 12/28/11							
CT ETPH	27.1	10	mg/Kg wet	33.3		81.3		60-120			
Surrogate: o-Terphenyl	*2.85*		mg/Kg wet	3.33		85.5		50-150			
LCS Dup (B043535-BSD1)				Prepared & Analyzed: 12/28/11							
CT ETPH	23.6	10	mg/Kg wet	33.3		70.7		60-120	13.9	30	
Surrogate: o-Terphenyl	*2.39*		mg/Kg wet	3.33		71.6		50-150			
Matrix Spike (B043535-MS1)	**Source: 11L0859-04**			Prepared: 12/28/11 Analyzed: 12/29/11							
CT ETPH	41.1	12	mg/Kg dry	40.5	24.4	**41.1**	*	50-150			MS-22
Surrogate: o-Terphenyl	*2.50*		mg/Kg dry	4.05		61.6		50-150			
Matrix Spike Dup (B043535-MSD1)	**Source: 11L0859-04**			Prepared: 12/28/11 Analyzed: 12/29/11							
CT ETPH	52.5	12	mg/Kg dry	40.4	24.4	69.5		50-150	24.3	30	
Surrogate: o-Terphenyl	*2.81*		mg/Kg dry	4.04		69.5		50-150			

con-test® ANALYTICAL LABORATORY

39 Spruce Street * East Longmeadow, MA 01028 * FAX 413/525-6405 * TEL. 413/525-2332

QUALITY CONTROL

Metals Analyses (Total) - Quality Control

Analyte	Result	Reporting Limit	Units	Spike Level	Source Result	%REC	%REC Limits	RPD	RPD Limit	Notes
Batch B043363 - SW-846 7471										
Blank (B043363-BLK1)				Prepared: 12/23/11 Analyzed: 12/27/11						
Mercury	ND	0.025	mg/Kg wet							
LCS (B043363-BS1)				Prepared: 12/23/11 Analyzed: 12/27/11						
Mercury	3.51	0.35	mg/Kg wet	3.73		94.0	66-132			
LCS Dup (B043363-BSD1)				Prepared: 12/23/11 Analyzed: 12/27/11						
Mercury	3.50	0.34	mg/Kg wet	3.73		93.9	66-132	0.107	30	
Batch B043367 - SW-846 3050B										
Blank (B043367-BLK1)				Prepared & Analyzed: 12/23/11						
Antimony	ND	2.5	mg/Kg wet							
Arsenic	ND	2.5	mg/Kg wet							
Barium	ND	2.5	mg/Kg wet							
Beryllium	ND	0.25	mg/Kg wet							
Cadmium	ND	0.25	mg/Kg wet							
Chromium	ND	0.50	mg/Kg wet							
Copper	ND	0.50	mg/Kg wet							
Lead	ND	0.75	mg/Kg wet							
Nickel	ND	0.50	mg/Kg wet							
Selenium	ND	5.0	mg/Kg wet							
Silver	ND	0.50	mg/Kg wet							
Thallium	ND	2.5	mg/Kg wet							
Vanadium	ND	1.0	mg/Kg wet							
Zinc	ND	1.0	mg/Kg wet							
LCS (B043367-BS1)				Prepared & Analyzed: 12/23/11						
Antimony	107	5.0	mg/Kg wet	106		101	30-219			
Arsenic	119	5.0	mg/Kg wet	109		110	83.2-117.4			
Barium	217	5.0	mg/Kg wet	206		105	83.1-116.9			
Beryllium	99.7	0.50	mg/Kg wet	88.2		113	83.7-116.2			
Cadmium	83.3	0.50	mg/Kg wet	80.2		104	80.7-119.1			
Chromium	124	1.0	mg/Kg wet	117		106	80.6-119.9			
Copper	125	1.0	mg/Kg wet	117		107	83.8-116.2			
Lead	77.5	1.5	mg/Kg wet	76.2		102	70.7-129			
Nickel	74.0	1.0	mg/Kg wet	71.2		104	81.2-118.3			
Selenium	137	10	mg/Kg wet	127		108	79.2-120.3			
Silver	43.3	1.0	mg/Kg wet	41.0		105	66.3-133.7			
Thallium	274	5.0	mg/Kg wet	266		103	77.8-121.6			
Vanadium	94.2	2.0	mg/Kg wet	86.1		109	76.8-123.6			
Zinc	292	2.0	mg/Kg wet	280		104	81.9-117.7			

con-test® ANALYTICAL LABORATORY

39 Spruce Street * East Longmeadow, MA 01028 * FAX 413/525-6405 * TEL. 413/525-2332

QUALITY CONTROL

Metals Analyses (Total) - Quality Control

Analyte	Result	Reporting Limit	Units	Spike Level	Source Result	%REC	%REC Limits	RPD	RPD Limit	Notes
Batch B043367 - SW-846 3050B										
LCS (B043367-BS2)				Prepared & Analyzed: 12/23/11						
Lead	0.837	0.74	mg/Kg wet	0.740		113	80-120			
LCS Dup (B043367-BSD1)				Prepared & Analyzed: 12/23/11						
Antimony	109	5.0	mg/Kg wet	106		103	30-219	2.13	30	
Arsenic	117	5.0	mg/Kg wet	109		107	83.2-117.4	2.23	30	
Barium	220	5.0	mg/Kg wet	206		107	83.1-116.9	1.22	30	
Beryllium	97.5	0.50	mg/Kg wet	88.2		111	83.7-116.2	2.23	30	
Cadmium	84.8	0.50	mg/Kg wet	80.2		106	80.7-119.1	1.82	30	
Chromium	123	1.0	mg/Kg wet	117		105	80.6-119.9	0.595	30	
Copper	123	1.0	mg/Kg wet	117		105	83.8-116.2	1.73	30	
Lead	78.1	1.5	mg/Kg wet	76.2		102	70.7-129	0.733	30	
Nickel	73.6	1.0	mg/Kg wet	71.2		103	81.2-118.3	0.561	30	
Selenium	135	10	mg/Kg wet	127		106	79.2-120.3	1.73	30	
Silver	42.7	1.0	mg/Kg wet	41.0		104	66.3-133.7	1.37	30	
Thallium	272	5.0	mg/Kg wet	266		102	77.8-121.6	0.467	30	
Vanadium	92.4	2.0	mg/Kg wet	86.1		107	76.8-123.6	1.87	30	
Zinc	289	2.0	mg/Kg wet	280		103	81.9-117.7	1.12	30	
Batch B043374 - SW-846 3050B										
Blank (B043374-BLK1)				Prepared: 12/23/11 Analyzed: 12/29/11						
Antimony	ND	2.5	mg/Kg wet							
Arsenic	ND	2.5	mg/Kg wet							
Barium	ND	2.5	mg/Kg wet							
Beryllium	ND	0.25	mg/Kg wet							
Cadmium	ND	0.25	mg/Kg wet							
Chromium	ND	0.50	mg/Kg wet							
Copper	ND	0.50	mg/Kg wet							
Lead	ND	0.75	mg/Kg wet							
Nickel	ND	0.50	mg/Kg wet							
Selenium	ND	5.0	mg/Kg wet							
Silver	ND	0.50	mg/Kg wet							
Thallium	ND	2.5	mg/Kg wet							
Vanadium	ND	1.0	mg/Kg wet							
Zinc	ND	1.0	mg/Kg wet							
LCS (B043374-BS1)				Prepared: 12/23/11 Analyzed: 12/29/11						
Antimony	117	5.0	mg/Kg wet	106		110	30-219			
Arsenic	116	5.0	mg/Kg wet	109		106	83.2-117.4			
Barium	224	5.0	mg/Kg wet	206		109	83.1-116.9			
Beryllium	96.6	0.50	mg/Kg wet	88.2		110	83.7-116.2			
Cadmium	86.5	0.50	mg/Kg wet	80.2		108	80.7-119.1			
Chromium	125	1.0	mg/Kg wet	117		107	80.6-119.9			
Copper	125	1.0	mg/Kg wet	117		107	83.8-116.2			
Lead	75.9	1.5	mg/Kg wet	76.2		99.6	70.7-129			
Nickel	73.3	1.0	mg/Kg wet	71.2		103	81.2-118.3			
Selenium	133	10	mg/Kg wet	127		105	79.2-120.3			
Silver	44.3	1.0	mg/Kg wet	41.0		108	66.3-133.7			
Thallium	279	5.0	mg/Kg wet	266		105	77.8-121.6			
Vanadium	93.7	2.0	mg/Kg wet	86.1		109	76.8-123.6			
Zinc	292	2.0	mg/Kg wet	280		104	81.9-117.7			

con-test® ANALYTICAL LABORATORY

39 Spruce Street * East Longmeadow, MA 01028 * FAX 413/525-6405 * TEL. 413/525-2332

QUALITY CONTROL

Metals Analyses (Total) - Quality Control

Analyte	Result	Reporting Limit	Units	Spike Level	Source Result	%REC		%REC Limits	RPD	RPD Limit	Notes
Batch B043374 - SW-846 3050B											
LCS (B043374-BS2)				Prepared: 12/23/11 Analyzed: 12/29/11							
Lead	0.769	0.74	mg/Kg wet	0.743		104		80-120			
LCS Dup (B043374-BSD1)				Prepared: 12/23/11 Analyzed: 12/29/11							
Antimony	100	5.0	mg/Kg wet	106		94.4		30-219	15.4	30	
Arsenic	110	5.0	mg/Kg wet	109		101		83.2-117.4	5.48	30	
Barium	206	5.0	mg/Kg wet	206		99.8		83.1-116.9	8.74	30	
Beryllium	88.9	0.50	mg/Kg wet	88.2		101		83.7-116.2	8.24	30	
Cadmium	81.6	0.50	mg/Kg wet	80.2		102		80.7-119.1	5.86	30	
Chromium	117	1.0	mg/Kg wet	117		99.8		80.6-119.9	7.04	30	
Copper	119	1.0	mg/Kg wet	117		101		83.8-116.2	5.21	30	
Lead	71.5	1.5	mg/Kg wet	76.2		93.9		70.7-129	5.91	30	
Nickel	70.2	1.0	mg/Kg wet	71.2		98.6		81.2-118.3	4.35	30	
Selenium	127	10	mg/Kg wet	127		100		79.2-120.3	4.43	30	
Silver	41.0	1.0	mg/Kg wet	41.0		100		66.3-133.7	7.87	30	
Thallium	258	5.0	mg/Kg wet	266		96.8		77.8-121.6	8.06	30	
Vanadium	87.0	2.0	mg/Kg wet	86.1		101		76.8-123.6	7.40	30	
Zinc	275	2.0	mg/Kg wet	280		98.4		81.9-117.7	5.79	30	
Duplicate (B043374-DUP1)		**Source: 11L0859-04**		Prepared: 12/23/11 Analyzed: 12/29/11							
Antimony	ND	3.0	mg/Kg dry		ND				NC	35	
Arsenic	ND	3.0	mg/Kg dry		ND				NC	35	
Barium	57.7	3.0	mg/Kg dry		62.8				8.53	35	
Beryllium	ND	0.30	mg/Kg dry		ND				NC	35	
Cadmium	ND	0.30	mg/Kg dry		ND				NC	35	
Chromium	12.9	0.61	mg/Kg dry		13.6				5.33	35	
Copper	35.6	0.61	mg/Kg dry		39.2				9.68	35	
Lead	36.8	0.91	mg/Kg dry		43.1				15.7	35	
Nickel	7.71	0.61	mg/Kg dry		8.56				10.6	35	
Selenium	ND	6.1	mg/Kg dry		ND				NC	35	
Silver	ND	0.61	mg/Kg dry		ND				NC	35	
Thallium	ND	3.0	mg/Kg dry		ND				NC	35	
Vanadium	32.2	1.2	mg/Kg dry		32.3				0.327	35	
Zinc	60.0	1.2	mg/Kg dry		67.9				12.4	35	
Matrix Spike (B043374-MS1)		**Source: 11L0859-04**		Prepared: 12/23/11 Analyzed: 12/29/11							
Antimony	12.5	3.0	mg/Kg dry	30.3	ND	**41.3**	*	75-125			MS-09
Arsenic	30.0	3.0	mg/Kg dry	30.3	ND	99.1		75-125			
Barium	89.1	3.0	mg/Kg dry	30.3	62.8	87.0		75-125			
Beryllium	30.8	0.30	mg/Kg dry	30.3	ND	102		75-125			
Cadmium	30.7	0.30	mg/Kg dry	30.3	ND	102		75-125			
Chromium	44.3	0.61	mg/Kg dry	30.3	13.6	102		75-125			
Copper	67.0	0.61	mg/Kg dry	30.3	39.2	91.8		75-125			
Lead	69.0	0.91	mg/Kg dry	30.3	43.1	85.7		75-125			
Nickel	38.2	0.61	mg/Kg dry	30.3	8.56	97.9		75-125			
Selenium	24.9	6.1	mg/Kg dry	30.3	ND	82.2		75-125			
Silver	30.4	0.61	mg/Kg dry	30.3	0.294	99.6		75-125			
Thallium	27.5	3.0	mg/Kg dry	30.3	ND	91.0		75-125			
Vanadium	62.3	1.2	mg/Kg dry	30.3	32.3	99.3		75-125			
Zinc	94.3	1.2	mg/Kg dry	30.3	67.9	87.2		75-125			

con-test® ANALYTICAL LABORATORY

39 Spruce Street * East Longmeadow, MA 01028 * FAX 413/525-6405 * TEL. 413/525-2332

QUALITY CONTROL

Metals Analyses (Total) - Quality Control

Analyte	Result	Reporting Limit	Units	Spike Level	Source Result	%REC		%REC Limits	RPD	RPD Limit	Notes
Batch B043374 - SW-846 3050B											
Matrix Spike Dup (B043374-MSD1)		**Source: 11L0859-04**		Prepared: 12/23/11	Analyzed: 12/29/11						
Antimony	14.0	3.0	mg/Kg dry	30.5	ND	**45.9**	*	75-125	11.3	35	MS-09
Arsenic	29.4	3.0	mg/Kg dry	30.5	ND	96.4		75-125	1.96	35	
Barium	92.0	3.0	mg/Kg dry	30.5	62.8	95.9		75-125	3.24	35	
Beryllium	29.6	0.30	mg/Kg dry	30.5	ND	97.1		75-125	3.98	35	
Cadmium	30.3	0.30	mg/Kg dry	30.5	ND	99.3		75-125	1.45	35	
Chromium	43.7	0.61	mg/Kg dry	30.5	13.6	98.8		75-125	1.35	35	
Copper	66.5	0.61	mg/Kg dry	30.5	39.2	89.6		75-125	0.703	35	
Lead	65.7	0.91	mg/Kg dry	30.5	43.1	**74.1**	*	75-125	4.96	35	MS-22
Nickel	37.8	0.61	mg/Kg dry	30.5	8.56	96.0		75-125	0.972	35	
Selenium	25.0	6.1	mg/Kg dry	30.5	ND	81.9		75-125	0.394	35	
Silver	29.8	0.61	mg/Kg dry	30.5	0.294	96.9		75-125	1.96	35	
Thallium	27.2	3.0	mg/Kg dry	30.5	ND	89.1		75-125	1.28	35	
Vanadium	61.8	1.2	mg/Kg dry	30.5	32.3	96.7		75-125	0.909	35	
Zinc	91.5	1.2	mg/Kg dry	30.5	67.9	77.3		75-125	3.01	35	
Batch B043449 - SW-846 7471											
Blank (B043449-BLK1)				Prepared: 12/27/11	Analyzed: 12/28/11						
Mercury	ND	0.025	mg/Kg wet								
LCS (B043449-BS1)				Prepared: 12/27/11	Analyzed: 12/28/11						
Mercury	4.01	0.34	mg/Kg wet	3.73		108		66-132			
LCS Dup (B043449-BSD1)				Prepared: 12/27/11	Analyzed: 12/28/11						
Mercury	4.30	0.33	mg/Kg wet	3.73		115		66-132	6.89	30	
Duplicate (B043449-DUP1)		**Source: 11L0859-04**		Prepared: 12/27/11	Analyzed: 12/28/11						
Mercury	0.0877	0.031	mg/Kg dry		0.0884				0.736	35	
Matrix Spike (B043449-MS1)		**Source: 11L0859-04**		Prepared: 12/27/11	Analyzed: 12/28/11						
Mercury	0.269	0.031	mg/Kg dry	0.205	0.0884	88.3		75-125			
Matrix Spike Dup (B043449-MSD1)		**Source: 11L0859-04**		Prepared: 12/27/11	Analyzed: 12/28/11						
Mercury	0.265	0.031	mg/Kg dry	0.205	0.0884	86.3		75-125	1.42	35	

39 Spruce Street * East Longmeadow, MA 01028 * FAX 413/525-6405 * TEL. 413/525-2332

QUALITY CONTROL

Conventional Chemistry Parameters by EPA/APHA/SW-846 Methods (Total) - Quality Control

Analyte	Result	Reporting Limit	Units	Spike Level	Source Result	%REC	%REC Limits	RPD	RPD Limit	Notes
Batch B043590 - % Solids										
Duplicate (B043590-DUP1)		**Source: 11L0859-04**		Prepared: 12/28/11 Analyzed: 12/29/11						
% Solids	81.1		% Wt		81.7			0.737	20	

39 Spruce Street * East Longmeadow, MA 01028 * FAX 413/525-6405 * TEL. 413/525-2332

FLAG/QUALIFIER SUMMARY

*	QC result is outside of established limits.
†	Wide recovery limits established for difficult compound.
‡	Wide RPD limits established for difficult compound.
#	Data exceeded client recommended or regulatory level
	Percent recoveries and relative percent differences (RPDs) are determined by the software using values in the calculation which have not been rounded.
DL-04	Elevated reporting limit due to high concentration of an interfering analyte(s).
E	Reported result is estimated. Value reported over verified calibration range.
L-01	Laboratory fortified blank /laboratory control sample recovery outside of control limits. Data validation is not affected since all results are "not detected" for all samples in this batch for this compound and bias is on the high side.
MS-07A	Matrix spike and spike duplicate recovery is outside of control limits. Analysis is in control based on laboratory fortified blank recovery. Possiblity of matrix effects that lead to low bias or non-homogeneous sample aliquot cannot be eliminated.
MS-09	Matrix spike recovery and matrix spike duplicate recovery outside of control limits. Possibility of sample matrix effects that lead to a low bias for reported result or non-homogeneous sample aliquots cannot be eliminated.
MS-22	Either matrix spike or MS duplicate is outside of control limits, but the other is within limits. RPD between the two MS/MSD results is within method specified criteria.
MS-23	Either matrix spike or MS duplicate is outside of control limits, but the other is within limits. RPD between the two MS/MSD results is outside of the method specified criteria. Reduced precision anticipated for any reported result for this compound.
MS-24	Either matrix spike or matrix spike duplicate is outside of control limits, but the other is within limits. Analysis is in control based on laboratory fortified blank recovery.
R-06	Matrix spike duplicate RPD is outside of control limits. Reduced precision is anticipated for reported result for this compound in this sample.
S-01	The surrogate recovery for this sample is not available due to sample dilution below the surrogate reporting limit required from high analyte concentration and/or matrix interferences.
V-05	Continuing calibration did not meet method specifications and was biased on the low side for this compound. Increased uncertainty is associated with the reported value which is likely to be biased on the low side.
V-06	Continuing calibration did not meet method specifications and was biased on the high side for this compound. Increased uncertainty is associated with the reported value which is likely to be biased on the high side.
V-16	Response factor is less than method specified minimum acceptable value. Reduced precision and accuracy are associated with reported result.
V-20	Continuing calibration did not meet method specifications and was biased on the high side. Data validation is not affected since sample result was "not detected" for this compound.

con-test® ANALYTICAL LABORATORY

39 Spruce Street * East Longmeadow, MA 01028 * FAX 413/525-6405 * TEL. 413/525-2332

CERTIFICATIONS

Certified Analyses included in this Report

Analyte	Certifications
CTDEP ETPH in Soil	
CT ETPH	CT
SW-846 6010C in Soil	
Antimony	CT,NH,NY,NC,ME
Arsenic	CT,NH,NY,ME,NC
Barium	CT,NH,NY,ME,NC
Beryllium	CT,NH,NY,ME,NC
Cadmium	CT,NH,NY,ME,NC
Chromium	CT,NH,NY,ME,NC
Copper	CT,NH,NY,ME,NC
Lead	CT,NH,NY,AIHA,ME,NC
Nickel	CT,NH,NY,ME,NC
Selenium	CT,NH,NY,ME,NC
Silver	CT,NH,NY,ME,NC
Thallium	CT,NH,NY,ME,NC
Vanadium	CT,NH,NY,ME,NC
Zinc	CT,NH,NY,ME,NC
SW-846 7471B in Soil	
Mercury	CT,NH,NY,NC,ME
SW-846 8082A in Soil	
Aroclor-1016	CT,NH,NY,NC,ME
Aroclor-1016 [2C]	CT,NH,NY,NC,ME
Aroclor-1221	CT,NH,NY,NC,ME
Aroclor-1221 [2C]	CT,NH,NY,NC,ME
Aroclor-1232	CT,NH,NY,NC,ME
Aroclor-1232 [2C]	CT,NH,NY,NC,ME
Aroclor-1242	CT,NH,NY,NC,ME
Aroclor-1242 [2C]	CT,NH,NY,NC,ME
Aroclor-1248	CT,NH,NY,NC,ME
Aroclor-1248 [2C]	CT,NH,NY,NC,ME
Aroclor-1254	CT,NH,NY,NC,ME
Aroclor-1254 [2C]	CT,NH,NY,NC,ME
Aroclor-1260	CT,NH,NY,NC,ME
Aroclor-1260 [2C]	CT,NH,NY,NC,ME
Aroclor-1262	NC
Aroclor-1262 [2C]	NC
Aroclor-1268	NC
Aroclor-1268 [2C]	NC
SW-846 8260C in Soil	
Acetone	CT,NH,NY,ME
Acrylonitrile	CT,NH,NY,ME
Benzene	CT,NH,NY,ME
Bromobenzene	NH,NY,ME
Bromodichloromethane	CT,NH,NY,ME
Bromoform	CT,NH,NY,ME
Bromomethane	CT,NH,NY,ME

con-test® ANALYTICAL LABORATORY

39 Spruce Street * East Longmeadow, MA 01028 * FAX 413/525-6405 * TEL. 413/525-2332

CERTIFICATIONS

Certified Analyses included in this Report

Analyte	Certifications
SW-846 8260C in Soil	
2-Butanone (MEK)	CT,NH,NY,ME
n-Butylbenzene	CT,NH,NY,ME
sec-Butylbenzene	CT,NH,NY,ME
tert-Butylbenzene	CT,NH,NY,ME
Carbon Disulfide	CT,NH,NY,ME
Carbon Tetrachloride	CT,NH,NY,ME
Chlorobenzene	CT,NH,NY,ME
Chlorodibromomethane	CT,NH,NY,ME
Chloroethane	CT,NH,NY,ME
Chloroform	CT,NH,NY,ME
Chloromethane	CT,NH,NY,ME
2-Chlorotoluene	CT,NH,NY,ME
4-Chlorotoluene	CT,NH,NY,ME
Dibromomethane	NH,NY,ME
1,2-Dichlorobenzene	CT,NH,NY,ME
1,3-Dichlorobenzene	CT,NH,NY,ME
1,4-Dichlorobenzene	CT,NH,NY,ME
Dichlorodifluoromethane (Freon 12)	NY,ME
1,1-Dichloroethane	CT,NH,NY,ME
1,2-Dichloroethane	CT,NH,NY,ME
1,1-Dichloroethylene	CT,NH,NY,ME
cis-1,2-Dichloroethylene	CT,NH,NY,ME
trans-1,2-Dichloroethylene	CT,NH,NY,ME
1,2-Dichloropropane	CT,NH,NY,ME
1,3-Dichloropropane	NH,NY,ME
2,2-Dichloropropane	NH,NY,ME
1,1-Dichloropropene	NH,NY,ME
cis-1,3-Dichloropropene	CT,NH,NY,ME
trans-1,3-Dichloropropene	CT,NH,NY,ME
Ethylbenzene	CT,NH,NY,ME
Hexachlorobutadiene	NH,NY,ME
2-Hexanone (MBK)	CT,NH,NY,ME
Isopropylbenzene (Cumene)	CT,NH,NY,ME
Methylene Chloride	CT,NH,NY,ME
4-Methyl-2-pentanone (MIBK)	CT,NH,NY
Naphthalene	NH,NY,ME
Styrene	CT,NH,NY,ME
1,1,1,2-Tetrachloroethane	CT,NH,NY,ME
1,1,2,2-Tetrachloroethane	CT,NH,NY,ME
Tetrachloroethylene	CT,NH,NY,ME
Toluene	CT,NH,NY,ME
1,2,4-Trichlorobenzene	NH,NY,ME
1,1,1-Trichloroethane	CT,NH,NY,ME
1,1,2-Trichloroethane	CT,NH,NY,ME
Trichloroethylene	CT,NH,NY,ME
Trichlorofluoromethane (Freon 11)	CT,NH,NY,ME
1,2,3-Trichloropropane	NH,NY,ME

39 Spruce Street * East Longmeadow, MA 01028 * FAX 413/525-6405 * TEL. 413/525-2332

CERTIFICATIONS

Certified Analyses included in this Report

Analyte	Certifications
SW-846 8260C in Soil	
1,2,4-Trimethylbenzene	CT,NH,NY,ME
1,3,5-Trimethylbenzene	CT,NH,NY,ME
Vinyl Chloride	CT,NH,NY,ME
m+p Xylene	CT,NH,NY,ME
o-Xylene	CT,NH,NY,ME
SW-846 8270D in Soil	
Acenaphthene	CT,NY,NH,ME,NC
Acenaphthylene	CT,NY,NH,ME,NC
Anthracene	CT,NY,NH,ME,NC
Benzo(a)anthracene	CT,NY,NH,ME,NC
Benzo(a)pyrene	CT,NY,NH,ME,NC
Benzo(b)fluoranthene	CT,NY,NH,ME,NC
Benzo(g,h,i)perylene	CT,NY,NH,ME,NC
Benzo(k)fluoranthene	CT,NY,NH,ME,NC
Chrysene	CT,NY,NH,ME,NC
Dibenz(a,h)anthracene	CT,NY,NH,ME,NC
Fluoranthene	CT,NY,NH,ME,NC
Fluorene	CT,NY,NH,ME,NC
Indeno(1,2,3-cd)pyrene	CT,NY,NH,ME,NC
2-Methylnaphthalene	CT,NY,NH,ME,NC
Naphthalene	CT,NY,NH,ME,NC
Phenanthrene	CT,NY,NH,ME,NC
Pyrene	CT,NY,NH,ME,NC

The CON-TEST Environmental Laboratory operates under the following certifications and accreditations:

Code	Description	Number	Expires
AIHA	AIHA-LAP, LLC	100033	01/1/2012
MA	Massachusetts DEP	M-MA100	06/30/2012
CT	Connecticut Department of Publilc Health	PH-0567	09/30/2013
NY	New York State Department of Health	10899 NELAP	04/1/2012
NH	New Hampshire Environmental Lab	2516 NELAP	02/5/2012
RI	Rhode Island Department of Health	LAO00112	12/30/2011
NC	North Carolina Div. of Water Quality	652	12/31/2012
NJ	New Jersey DEP	MA007 NELAP	06/30/2012
FL	Florida Department of Health	E871027 NELAP	06/30/2012
VT	Vermont Department of Health Lead Laboratory	LL015036	07/30/2012
WA	State of Washington Department of Ecology	C2065	02/23/2012
ME	State of Maine	2011028	06/9/2013

con-test® ANALYTICAL LABORATORY
Phone: 413-525-2332
Fax: 413-525-6405
Email: info@contestlabs.com
www.contestlabs.com

CHAIN OF CUSTODY RECORD

11L0859

39 Spruce Street
East longmeadow, MA 01028

Company Name: VHB
Address: 54 TUTTLE PLACE
MIDDLETOWN, CT
Attention: PHIL RIDEL
Project Location: 25 SKINNER STREET
Sampled By: PMR

Telephone: 860 632 1500
Project #: 41770
Client PO#: 41770

DATA DELIVERY (check all that apply)
○ FAX ○ EMAIL ☒ WEBSITE
Fax #
Email: PRIDEL@VHB.COM
Format: ☒ PDF ☒ EXCEL ○ GIS
○ OTHER
○ "Enhanced Data Package"

Project Proposal Provided? (for billing purposes)
☒ yes 10/27/11 proposal date

ANALYSIS REQUESTED

Con-Test Lab ID (laboratory use only)	Client Sample ID / Description	Collection Beginning Date/Time	Collection Ending Date/Time	Composite	Grab	*Matrix Code	Conc Code	VOCs	ETPH	PAH SIM 8270 BW	CT RSR IS METALS	PCBs								# of Containers / ** Preservation / ***Container Code
01	B-130 4'	8:00	12/21/11		X	S	U	X	X	X	X	X								
02	B-126 3'	8:45			X	S	U	X	X	X	X	X								
03	B-127 2'	9:30			X	S	U	X	X	X	X									
04	B-128 2-4' *	10:15			X	S	U	X	X	X	X									
05	TRIP BLANK	—			X	S	—	X												
06	B-129 2'	10:45			X	S	U	X	X	X	X									
07	B-117 2'	11:15			X	S	U	X	X	X	X									
08	B-116/MW-3 2-4'	11:45			X	S	U	X	X	X	X									
09	B-116/MW-3 2-4' DUP	12:00			X	S	U	X	X	X	X									
10	B-115 2'	1:00			X	S	U	X	X	X	X									

Comments: PLEASE DO SS-MS + SS-MSD ON B-128 2-4'

Please use the following codes to let Con-Test know if a specific sample may be high in concentration in Matrix/Conc. Code Box:
H - High; M - Medium; L - Low; C - Clean; U - Unknown

Dissolved Metals
○ Field Filtered
○ Lab to Filter

***Cont. Code:
A=amber glass
G=glass
P=plastic
ST=sterile
V= vial
S=summa can
T=tedlar bag
O=Other

**Preservation
I = Iced
H = HCL
M = Methanol
N = Nitric Acid
S = Sulfuric Acid
B = Sodium bisulfate
X = Na hydroxide
T = Na thiosulfate
O = Other_____

*Matrix Code:
GW= groundwater
WW= wastewater
DW= drinking water
A = air
S = soil/solid
SL = sludge
O = other_____

Relinquished by: (signature)	Date/Time: 12/21/11 3:00	
Received by: (signature)	Date/Time: 12/22/11 10:14	
Relinquished by: (signature)	Date/Time: 12/22/11 4:16	
Received by: (signature) 3.3°C	Date/Time: 12/22/11 16:16	

Turnaround ††
☒ 7-Day
☐ 10-Day
☐ Other ____
RUSH †
☐ †24-Hr ☐ †48-Hr
☐ †72-Hr ☐ †4-Day
† Require lab approval

Detection Limit Requirements
Massachusetts:
Connecticut: CT RSR GA-AREA
Other:

Is your project MCP or RCP ?
○ MCP Analytical Certification Form Required
☒ RCP Analysis Certification Form Required
○ MA State DW Form Required PWSID # _____

ACCREDITED IN ACCORDANCE WITH nelac
ACCREDITED LABORATORY AIHA Environmental Lead & Industrial Hygiene
NELAC & AIHA Certified
WBE/DBE Certified

†† TURNAROUND TIME (business days) STARTS AT 9:00 A.M. THE DAY AFTER SAMPLE RECEIPT UNLESS THERE ARE QUESTIONS ON YOUR CHAIN. IF THIS FORM IS NOT FILLED OUT COMPLETELY OR IS INCORRECT, TURNAROUND TIME WILL NOT START UNTIL ALL QUESTIONS ARE ANSWERED.

PLEASE BE CAREFUL NOT TO CONTAMINATE THIS DOCUMENT

CHAIN OF CUSTODY RECORD

con-test® ANALYTICAL LABORATORY
Phone: 413-525-2332
Fax: 413-525-6405
Email: info@contestlabs.com
www.contestlabs.com
39 Spruce Street
East longmeadow, MA 01028

Page 2 of 2

Company Name: V&B
Address: 54 TUTTLE PLACE MIDDLETOWN, CT
Attention: PHIL RYDEL
Project Location: 25 SKINNER
Sampled By: PMR

Telephone: 860 632 1500
Project # 41770
Client PO# 41770

DATA DELIVERY (check all that apply)
○ FAX ○ EMAIL ☒ WEBSITE
Fax #
Email: PRYDEL@VHB.com
Format: ☒ PDF ☒ EXCEL ○ GIS
○ OTHER
○ "Enhanced Data Package"

Project Proposal Provided? (for billing purposes)
☒ yes 10/27/11 proposal date

ANALYSIS REQUESTED

Con-Test Lab ID (laboratory use only)	Client Sample ID / Description	Collection Beginning Date/Time	Collection Ending Date/Time	Composite	Grab	*Matrix Code	Conc Code	VOCs	ETPH	PAH SIM 8270 BN	CT RSR IS METALS	PCBs								# of Containers / ** Preservation / ***Container Code
1	B-125 2'	1:45	12/21/11		X	S	U	X	X	X	X									
2	B-109 2'	2:30	"		X	S	U	X	X	X	X	X								

Comments:

Please use the following codes to let Con-Test know if a specific sample may be high in concentration in Matrix/Conc. Code Box:

H - High; M - Medium; L - Low; C - Clean; U - Unknown

Relinquished by: (signature)	Date/Time: 12/21/11 3:00
Received by: (signature)	Date/Time: 12/22/11 10
Relinquished by: (signature)	Date/Time: 12/22/11 4
Received by: (signature) C. Clauch-Lynall 3.32	Date/Time: 12/22/11 16:16

Turnaround ††
☒ 7-Day
☐ 10-Day
☐ Other ____
RUSH †
☐ †24-Hr ☐ †48-Hr
☐ †72-Hr ☐ †4-Day
† Require lab approval

Detection Limit Requirements
Massachusetts:
Connecticut: CT RSR
CA-ACLA
Other:

Is your project MCP or RCP ?
○ MCP Analytical Certification Form Required
☒ RCP Analysis Certification Form Required
○ MA State DW Form Required PWSID # _____

ACCREDITED IN ACCORDANCE WITH nelac
AIHA Environmental Lead & Industrial Hygiene

NELAC & AIHA Certified
WBE/DBE Certified

Dissolved Metals
○ Field Filtered
○ Lab to Filter

*****Cont. Code:**
A=amber glass
G=glass
P=plastic
ST=sterile
V= vial
S=summa can
T=tedlar bag
O=Other

****Preservation**
I = Iced
H = HCL
M = Methanol
N = Nitric Acid
S = Sulfuric Acid
B = Sodium bisulfate
X = Na hydroxide
T = Na thiosulfate
O = Other_____

***Matrix Code:**
GW= groundwater
WW= wastewater
DW= drinking water
A = air
S = soil/solid
SL = sludge
O = other_____

†† TURNAROUND TIME (business days) STARTS AT 9:00 A.M. THE DAY AFTER SAMPLE RECEIPT UNLESS THERE ARE QUESTIONS ON YOUR CHAIN. IF THIS FORM IS NOT FILLED OUT COMPLETELY OR IS INCORRECT, TURNAROUND TIME WILL NOT START UNTIL ALL QUESTIONS ARE ANSWERED.

PLEASE BE CAREFUL NOT TO CONTAMINATE THIS DOCUMENT

39 Spruce St.
East Longmeadow, MA. 01028
P: 413-525-2332
F: 413-525-6405
www.contestlabs.com

con-test® ANALYTICAL LABORATORY

Sample Receipt Checklist



CLIENT NAME: VHB **RECEIVED BY:** C.C.S. **DATE:** 12/22/11

1) Was the chain(s) of custody relinquished and signed? Yes No No CoC Included

2) Does the chain agree with the samples? Yes No

If not, explain:

3) Are all the samples in good condition? Yes No

If not, explain:

4) How were the samples received:

On Ice ☑ Direct from Sampling ☒ C.C.S. Ambient ☒ Cooler(s) ☑

Were the samples received in Temperature Compliance of (2-6°C)? ~~Yes~~ No N/A

Temperature °C by Temp blank _____ Temperature °C by Temp gun 8.3°C

5) Are there Dissolved samples for the lab to filter? Yes No

Who was notified _____ Date _____ Time _____

6) Are there any RUSH or SHORT HOLDING TIME samples? Yes No

Who was notified _____ Date _____ Time _____

7) Location where samples are stored: 19

Permission to subcontract samples? Yes No
(Walk-in clients only) if not already approved
Client Signature:

Containers received at Con-Test

	# of containers		# of containers
1 Liter Amber		8 oz amber/clear jar	23
500 mL Amber		4 oz amber/clear jar	
250 mL Amber (8oz amber)		2 oz amber/clear jar	
1 Liter Plastic		Air Cassette	
500 mL Plastic		Hg/Hopcalite Tube	
250 mL plastic		Plastic Bag / Ziploc	
40 mL Vial - type listed below	42	PM 2.5 / PM 10	
Colisure / bacteria bottle		PUF Cartridge	
Dissolved Oxygen bottle		SOC Kit	
Encore		TO-17 Tubes	
Flashpoint bottle		Non-ConTest Container	
Perchlorate Kit		Other glass jar	
Other		Other	

Laboratory Comments:

40 mL vials: # HCl _____ # Methanol 14

Bisulfate 28 # DI Water _____

Thiosulfate _____ Unpreserved _____

Time and Date Frozen:

Do all samples have the proper Acid pH: Yes No N/A _____

Do all samples have the proper Base pH: Yes No N/A _____

Doc# 277

Rev. 1 May 2

CT ETPH DISCRIMINATION CHECK

Date Acquired	12/29/11
Data File Name	A1229006.D
Sample Name	ETPH 1500
Instrument Name	5890DFID

Compound	Ret Time	Target Response	Average Response	*%D +/- 20
c - 9	1.26	373102	387661	-4
c - 10	1.62	379518	387661	-2
c - 12	2.35	391102	387661	1
c - 14	3.03	400168	387661	3
c - 16	3.63	405416	387661	5
c - 18	4.26	407458	387661	5
o-Terphenyl	4.55	465930	387661	
c - 20	4.86	400419	387661	3
c - 22	5.37	386734	387661	0
c - 24	5.81	394434	387661	2
c - 26	6.20	389824	387661	1
c - 28	6.56	386314	387661	0
c - 30	6.90	383437	387661	-1
c - 32	7.21	378834	387661	-2
c - 34	7.51	372183	387661	-4
c - 36	7.85	365966	387661	-6

* One compound allowed %D <= 50%

Samples

11L0859-07
11L0859-08
11L0859-09
11L0859-10
11L0859-11
11L0859-12
11L0859-01@50X

CT ETPH DISCRIMINATION CHECK

Date Acquired	12/29/11
Data File Name	A1229007.D
Sample Name	ETPH 1500
Instrument Name	5890DFID

Compound	Ret Time	Target Response	Average Response	*%D +/- 20
c - 9	1.28	341233	354795	-4
c - 10	1.63	347963	354795	-2
c - 12	2.36	356467	354795	0
c - 14	3.02	362584	354795	2
c - 16	3.62	366310	354795	3
c - 18	4.23	368880	354795	4
o-Terphenyl	4.53	424194	354795	
c - 20	4.84	362961	354795	2
c - 22	5.34	352023	354795	-1
c - 24	5.78	361001	354795	2
c - 26	6.17	358518	354795	1
c - 28	6.53	356358	354795	0
c - 30	6.87	354523	354795	0
c - 32	7.18	350455	354795	-1
c - 34	7.47	344180	354795	-3
c - 36	7.80	338475	354795	-5

* One compound allowed %D <= 50%

Samples

11L0859-02
11L0859-03
11L0859-04
11L0859-06
B043535-MS1
B043535-MSD1

REASONABLE CONFIDENCE PROTOCOL
LABORATORY ANALYSIS QA/QC CERTIFICATION FORM

Laboratory Name: Con-Test Analytical Laboratory

Client: Vanasse Hangen Brustlin, Inc. - CT

Project Location: 25 Skinner Street

Project Number: 11L0859

Laboratory Sample ID(s):

11L0859-01 thru 11L0859-12

Sample Date(s):

12/21/2011

List RCP Methods Used:

CTDEP ETPH, SW-846 6010C, SW-846 7471B, SW-846 8082A, SW-846 8260C, SW-846 8270D

1	For each analytical method referenced in this laboratory report package, were all specified QA/QC performance criteria followed, including the requirement to explain any criteria falling outside of acceptable guidelines, as specified in the CTDEP method-specific Reasonable Confidence Protocol documents?	☑ Yes ☐ No
1A	Were the method specified preservation and holding time requirements met?	☑ Yes ☐ No
1B	VPH and EPH Methods only: Was the VPH and EPH method conducted without significant modifications (see Section 11.3 of respective RCP methods)?	☐ Yes ☐ No ☑ N/A
2	Were all samples received by the laboratory in a condition consistent with that described on the associated chain-of-custody document(s)?	☑ Yes ☐ No
3	Were samples received at an appropriate temperature (< 6 degrees C.)?	☑ Yes ☐ No ☐ N/A
4	Were all QA/QC performance criteria specified in the CTDEP Reasonable Confidence Protocol documents achieved?	☐ Yes ☑ No
5A	Were reporting limits specified or referenced on the chain-of-custody?	☑ Yes ☐ No
5B	Were these reporting limits met?	☑ Yes ☐ No
6	For each analytical method referenced in this laboratory report package, were results reported for all constituents identified in the method-specific analyte lists presented in the Reasonable Confidence Protocol documents?	☐ Yes ☑ No
7	Are project-specific matrix spikes and laboratory duplicates included in this data set?	☑ Yes ☐ No

Notes: For all questions to which the response was "No" (with the exception of question #7), additional information must be provided in an attached narrative. If the answer to question #1, #1A, or #1B is "No", the data package does not meet the requirements for "Reasonable Confidence."
This form may not be altered and all questions must be answered.

I, the undersigned, attest under the pains and penalties of perjury that, to the best of my knowledge and belief and based upon my personal inquiry of those responsible for providing the information contained in this analytical report, such information is accurate and complete.

Authorized Signature: **Position:** **Laboratory Manager**

Printed Name: **Daren J. Damboragian** **Date:** **12/30/11**

Name of Laboratory: **Con-Test Analytical Laboratory**

This certification form is to be used for RCP methods only.

con-test® ANALYTICAL LABORATORY
39 Spruce Street * East Longmeadow, MA 01028 * FAX 413/525-6405 * TEL. 413/525-2332

December 29, 2011

Phil Rydel
Vanasse Hangen Brustlin, Inc. - CT
54 Tuttle Place
Middletown, CT 06457

Project Location: 25 SKinner Street
Client Job Number:
Project Number: 41770
Laboratory Work Order Number: 11L0797

Enclosed are results of analyses for samples received by the laboratory on December 21, 2011. If you have any questions concerning this report, please feel free to contact me.

Sincerely,

Holly L. Folsom
Project Manager

39 Spruce Street * East Longmeadow, MA 01028 * FAX 413/525-6405 * TEL. 413/525-2332

Vanasse Hangen Brustlin, Inc. - CT
54 Tuttle Place
Middletown, CT 06457
ATTN: Phil Rydel

REPORT DATE: 12/29/2011

PURCHASE ORDER NUMBER: 41770

PROJECT NUMBER: 41770

ANALYTICAL SUMMARY

WORK ORDER NUMBER: 11L0797

The results of analyses performed on the following samples submitted to the CON-TEST Analytical Laboratory are found in this report.

PROJECT LOCATION: 25 SKinner Street

FIELD SAMPLE #	LAB ID:	MATRIX	SAMPLE DESCRIPTION	TEST	SUB LAB
B-100 5ft	11L0797-01	Soil		CTDEP ETPH	
				SM 2540G	
				SW-846 6010C	
				SW-846 7471B	
				SW-846 8260C	
				SW-846 8270D	
B-100 5ft DUP	11L0797-02	Soil		CTDEP ETPH	
				SM 2540G	
				SW-846 6010C	
				SW-846 7471B	
				SW-846 8260C	
				SW-846 8270D	
B-101 5ft	11L0797-03	Soil		CTDEP ETPH	
				SM 2540G	
				SW-846 6010C	
				SW-846 7471B	
				SW-846 8260C	
				SW-846 8270D	
B-102 5ft	11L0797-04	Soil		CTDEP ETPH	
				SM 2540G	
				SW-846 6010C	
				SW-846 7471B	
				SW-846 8260C	
				SW-846 8270D	
B-121 2.5ft	11L0797-05	Soil		CTDEP ETPH	
				SM 2540G	
				SW-846 6010C	
				SW-846 7471B	
				SW-846 8260C	
				SW-846 8270D	
B-103 3ft	11L0797-06	Soil		CTDEP ETPH	
				SM 2540G	
				SW-846 6010C	
				SW-846 7471B	
				SW-846 8260C	
				SW-846 8270D	

39 Spruce Street * East Longmeadow, MA 01028 * FAX 413/525-6405 * TEL. 413/525-2332

Vanasse Hangen Brustlin, Inc. - CT
54 Tuttle Place
Middletown, CT 06457
ATTN: Phil Rydel

REPORT DATE: 12/29/2011

PURCHASE ORDER NUMBER: 41770

PROJECT NUMBER: 41770

ANALYTICAL SUMMARY

WORK ORDER NUMBER: 11L0797

The results of analyses performed on the following samples submitted to the CON-TEST Analytical Laboratory are found in this report.

PROJECT LOCATION: 25 SKinner Street

FIELD SAMPLE #	LAB ID:	MATRIX	SAMPLE DESCRIPTION	TEST	SUB LAB
B-104 2.5ft	11L0797-07	Soil		CTDEP ETPH	
				SM 2540G	
				SW-846 6010C	
				SW-846 7471B	
				SW-846 8260C	
				SW-846 8270D	
B-105 2ft	11L0797-08	Soil		CTDEP ETPH	
				SM 2540G	
				SW-846 6010C	
				SW-846 7471B	
				SW-846 8260C	
				SW-846 8270D	
B-106 2.5ft	11L0797-09	Soil		CTDEP ETPH	
				SM 2540G	
				SW-846 6010C	
				SW-846 7471B	
				SW-846 8260C	
				SW-846 8270D	
B-107 2ft	11L0797-10	Soil		CTDEP ETPH	
				SM 2540G	
				SW-846 6010C	
				SW-846 7471B	
				SW-846 8082A	
				SW-846 8260C	
				SW-846 8270D	
B-108 4ft	11L0797-11	Soil		CTDEP ETPH	
				SM 2540G	
				SW-846 6010C	
				SW-846 7471B	
				SW-846 8260C	
				SW-846 8270D	
B-123 2ft	11L0797-12	Soil		CTDEP ETPH	
				SM 2540G	
				SW-846 8082A	
				SW-846 8260C	
Trip Blank	11L0797-13	Trip Blank Soil		SW-846 8260C	

39 Spruce Street * East Longmeadow, MA 01028 * FAX 413/525-6405 * TEL. 413/525-2332

CASE NARRATIVE SUMMARY

All reported results are within defined laboratory quality control objectives unless listed below or otherwise qualified in this report.

For method 8270, only PAH compounds were requested and reported.

39 Spruce Street * East Longmeadow, MA 01028 * FAX 413/525-6405 * TEL. 413/525-2332

CTDEP ETPH

Qualifications:

Either matrix spike or MS duplicate is outside of control limits, but the other is within limits. RPD between the two MS/MSD results is within method specified criteria.

Analyte & Samples(s) Qualified:

CT ETPH

B043355-MS2

SW-846 6010C

Qualifications:

Result is serial dilution as per MA CAM/ CT RCP regulation.

Analyte & Samples(s) Qualified:

B043367-DUP2

Matrix spike and spike duplicate recovery is outside of control limits. Analysis is in control based on laboratory fortified blank recovery. Possiblity of matrix effects that lead to low bias or non-homogeneous sample aliquot cannot be eliminated.

Analyte & Samples(s) Qualified:

Antimony

11L0797-03[B-101 5ft], B043367-MS1, B043367-MSD1

Sample to spike ratio is greater than or equal to 4:1. Spiked amount is not representative of the native amount in the sample. Appropriate or meaningful recoveries cannot be calculated.

Analyte & Samples(s) Qualified:

Copper, Zinc

11L0797-03[B-101 5ft], B043367-MSD1, B043367-MS1

Either matrix spike or MS duplicate is outside of control limits, but the other is within limits. RPD between the two MS/MSD results is within method specified criteria.

Analyte & Samples(s) Qualified:

Lead, Nickel

B043367-MSD1

Duplicate RPD is outside of control limits. Outlier can be attributed to sample non-homogeneity encountered during sample prep.

Analyte & Samples(s) Qualified:

Copper

11L0797-03[B-101 5ft], B043367-DUP1

Duplicate relative percent difference (RPD) is a less useful indicator of sample precision for sample results that are <5 times the reporting limit (RL).

Analyte & Samples(s) Qualified:

Arsenic

11L0797-03[B-101 5ft], B043367-DUP1

SW-846 8260C

Qualifications:

Matrix spike and spike duplicate recovery is outside of control limits. Analysis is in control based on laboratory fortified blank recovery. Possiblity of matrix effects that lead to low bias or non-homogeneous sample aliquot cannot be eliminated.

Analyte & Samples(s) Qualified:

1,2,3-Trichlorobenzene, Naphthalene

11L0797-03[B-101 5ft], B043338-MS1, B043338-MSD1

Matrix spike recovery and matrix spike duplicate recovery outside of control limits. Possibility of sample matrix effects that lead to a high bias for reported result or non-homogeneous sample aliquots cannot be eliminated.

Analyte & Samples(s) Qualified:

p-Isopropyltoluene (p-Cymene)

B043338-MS1, B043338-MSD1

Matrix spike and matrix spike duplicate recoveries are outside of control limits. Data validation is not affected since results for this compound in this sample are "not detected", and recovery bias is on the high side.

Analyte & Samples(s) Qualified:

tert-Butylbenzene

B043338-MS1, B043338-MSD1

Either matrix spike or MS duplicate is outside of control limits, but the other is within limits. RPD between the two MS/MSD results is outside of the method specified criteria. Reduced precision anticipated for any reported result for this compound.

Analyte & Samples(s) Qualified:

1,2,4-Trichlorobenzene, Isopropylbenzene (Cumene), sec-Butylbenzene

B043338-MSD1, B043338-MS1

Either matrix spike or matrix spike duplicate is outside of control limits, but the other is within limits. Analysis is in control based on laboratory fortified blank recovery.

Analyte & Samples(s) Qualified:

1,2,4-Trimethylbenzene

B043338-MS1

In method 8260, the matrix spike duplicate RPDs were outside of control limits for almost all compounds. For preserved soil samples, matrix spike duplicate RPDs are calculated from the soil amounts which were significantly different for the aliquots.

Analyte & Samples(s) Qualified:

B043338-MSD1

Surrogate recovery outside of control limits due to suspected sample matrix interference.

Analyte & Samples(s) Qualified:

4-Bromofluorobenzene

11L0797-09[B-106 2.5ft]

Response factor is less than method specified minimum acceptable value. Reduced precision and accuracy are associated with reported result.

Analyte & Samples(s) Qualified:

Acetone, Tetrahydrofuran

11L0797-01[B-100 5ft], 11L0797-02[B-100 5ft DUP], 11L0797-03[B-101 5ft], 11L0797-04[B-102 5ft], 11L0797-05[B-121 2.5ft], 11L0797-06[B-103 3ft], 11L0797-06RE1[B-103 3ft], 11L0797-07[B-104 2.5ft], 11L0797-07RE1[B-104 2.5ft], 11L0797-08[B-105 2ft], 11L0797-09[B-106 2.5ft], 11L0797-09RE1[B-106 2.5ft], 11L0797-10[B-107 2ft], 11L0797-11[B-108 4ft], 11L0797-11RE1[B-108 4ft], 11L0797-12[B-123 2ft], 11L0797-13[Trip Blank], B043338-BLK1, B043338-BS1, B043338-MS1, B043338-MSD1, B043464-BLK1, B043464-BS1

Internal standard area <50% of associated calibration standard internal standard area.

Analyte & Samples(s) Qualified:

1,2,3-Trichlorobenzene, 1,2,4-Trichlorobenzene, 1,2,4-Trimethylbenzene, 1,2-Dibromo-3-chloropropane (DBCP), 1,2-Dichlorobenzene, 1,3-Dichlorobenzene, 1,4-Dichlorobenzene, Hexachlorobutadiene, Naphthalene, n-Butylbenzene, p-Isopropyltoluene (p-Cymene), sec-Butylbenzene, tert-Butylbenzene

11L0797-06[B-103 3ft], 11L0797-06RE1[B-103 3ft], 11L0797-07[B-104 2.5ft], 11L0797-07RE1[B-104 2.5ft], 11L0797-09[B-106 2.5ft], 11L0797-09RE1[B-106 2.5ft], 11L0797-11[B-108 4ft], 11L0797-11RE1[B-108 4ft]

Continuing calibration did not meet method specifications and was biased on the high side. Data validation is not affected since sample result was "not detected" for this compound.

Analyte & Samples(s) Qualified:

Acetone

B043338-BS1, B043338-MS1, B043338-MSD1

SW-846 8270D

Qualifications:

Reported result is estimated. Value reported over verified calibration range.

Analyte & Samples(s) Qualified:

Pyrene

11L0797-02[B-100 5ft DUP]

Matrix spike and spike duplicate recovery is outside of control limits. Analysis is in control based on laboratory fortified blank recovery. Possiblity of matrix effects that lead to low bias or non-homogeneous sample aliquot cannot be eliminated.

Analyte & Samples(s) Qualified:

Benzo(g,h,i)perylene, Fluoranthene, Indeno(1,2,3-cd)pyrene, Pyrene

B043341-MS1, B043341-MSD1

Continuing calibration did not meet method specifications and was biased on the high side for this compound. Increased uncertainty is associated with the reported value which is likely to be biased on the high side.

Analyte & Samples(s) Qualified:

Indeno(1,2,3-cd)pyrene, Pyrene

11L0797-10[B-107 2ft], 11L0797-11[B-108 4ft], B043444-BS1, B043444-BSD1, 11L0797-01[B-100 5ft], 11L0797-02[B-100 5ft DUP], 11L0797-03[B-101 5ft], 11L0797-04[B-102 5ft], 11L0797-05[B-121 2.5ft], 11L0797-06[B-103 3ft], 11L0797-07[B-104 2.5ft], 11L0797-08[B-105 2ft]

The results of analyses reported only relate to samples submitted to the Con-Test Analytical Laboratory for testing.
I certify that the analyses listed above, unless specifically listed as subcontracted, if any, were performed under my direction according to the approved methodologies listed in this document, and that based upon my inquiry of those individuuals immediately responsible for obtaining the information, the material contained in this report is, to the best of my knowledge and belief, accurate and complete.

Daren J. Damboragian
Laboratory Manager

con-test® ANALYTICAL LABORATORY

39 Spruce Street * East Longmeadow, MA 01028 * FAX 413/525-6405 * TEL. 413/525-2332

Project Location: 25 SKinner Street | Sample Description: | Work Order: 11L0797

Date Received: 12/21/2011

Field Sample #: B-100 5ft | Sampled: 12/21/2011 08:30

Sample ID: 11L0797-01

Sample Matrix: Soil

Volatile Organic Compounds by GC/MS

Analyte	Results	RL	Units	Dilution	Flag	Method	Date Prepared	Date/Time Analyzed	Analyst
Acetone	ND	0.064	mg/Kg dry	1	V-16	SW-846 8260C	12/22/11	12/22/11 9:01	MFF
Acrylonitrile	ND	0.0038	mg/Kg dry	1		SW-846 8260C	12/22/11	12/22/11 9:01	MFF
Benzene	ND	0.0013	mg/Kg dry	1		SW-846 8260C	12/22/11	12/22/11 9:01	MFF
Bromobenzene	ND	0.0013	mg/Kg dry	1		SW-846 8260C	12/22/11	12/22/11 9:01	MFF
Bromodichloromethane	ND	0.0013	mg/Kg dry	1		SW-846 8260C	12/22/11	12/22/11 9:01	MFF
Bromoform	ND	0.0013	mg/Kg dry	1		SW-846 8260C	12/22/11	12/22/11 9:01	MFF
Bromomethane	ND	0.0064	mg/Kg dry	1		SW-846 8260C	12/22/11	12/22/11 9:01	MFF
2-Butanone (MEK)	ND	0.026	mg/Kg dry	1		SW-846 8260C	12/22/11	12/22/11 9:01	MFF
n-Butylbenzene	ND	0.0013	mg/Kg dry	1		SW-846 8260C	12/22/11	12/22/11 9:01	MFF
sec-Butylbenzene	ND	0.0013	mg/Kg dry	1		SW-846 8260C	12/22/11	12/22/11 9:01	MFF
tert-Butylbenzene	ND	0.0013	mg/Kg dry	1		SW-846 8260C	12/22/11	12/22/11 9:01	MFF
Carbon Disulfide	ND	0.0038	mg/Kg dry	1		SW-846 8260C	12/22/11	12/22/11 9:01	MFF
Carbon Tetrachloride	ND	0.0013	mg/Kg dry	1		SW-846 8260C	12/22/11	12/22/11 9:01	MFF
Chlorobenzene	ND	0.0013	mg/Kg dry	1		SW-846 8260C	12/22/11	12/22/11 9:01	MFF
Chlorodibromomethane	ND	0.00064	mg/Kg dry	1		SW-846 8260C	12/22/11	12/22/11 9:01	MFF
Chloroethane	ND	0.013	mg/Kg dry	1		SW-846 8260C	12/22/11	12/22/11 9:01	MFF
Chloroform	ND	0.0026	mg/Kg dry	1		SW-846 8260C	12/22/11	12/22/11 9:01	MFF
Chloromethane	ND	0.0064	mg/Kg dry	1		SW-846 8260C	12/22/11	12/22/11 9:01	MFF
2-Chlorotoluene	ND	0.0013	mg/Kg dry	1		SW-846 8260C	12/22/11	12/22/11 9:01	MFF
4-Chlorotoluene	ND	0.0013	mg/Kg dry	1		SW-846 8260C	12/22/11	12/22/11 9:01	MFF
1,2-Dibromo-3-chloropropane (DBCP)	ND	0.0013	mg/Kg dry	1		SW-846 8260C	12/22/11	12/22/11 9:01	MFF
1,2-Dibromoethane (EDB)	ND	0.00064	mg/Kg dry	1		SW-846 8260C	12/22/11	12/22/11 9:01	MFF
Dibromomethane	ND	0.0013	mg/Kg dry	1		SW-846 8260C	12/22/11	12/22/11 9:01	MFF
1,2-Dichlorobenzene	ND	0.0013	mg/Kg dry	1		SW-846 8260C	12/22/11	12/22/11 9:01	MFF
1,3-Dichlorobenzene	ND	0.0013	mg/Kg dry	1		SW-846 8260C	12/22/11	12/22/11 9:01	MFF
1,4-Dichlorobenzene	ND	0.0013	mg/Kg dry	1		SW-846 8260C	12/22/11	12/22/11 9:01	MFF
trans-1,4-Dichloro-2-butene	ND	0.0026	mg/Kg dry	1		SW-846 8260C	12/22/11	12/22/11 9:01	MFF
Dichlorodifluoromethane (Freon 12)	ND	0.013	mg/Kg dry	1		SW-846 8260C	12/22/11	12/22/11 9:01	MFF
1,1-Dichloroethane	ND	0.0013	mg/Kg dry	1		SW-846 8260C	12/22/11	12/22/11 9:01	MFF
1,2-Dichloroethane	ND	0.0013	mg/Kg dry	1		SW-846 8260C	12/22/11	12/22/11 9:01	MFF
1,1-Dichloroethylene	ND	0.0026	mg/Kg dry	1		SW-846 8260C	12/22/11	12/22/11 9:01	MFF
cis-1,2-Dichloroethylene	ND	0.0013	mg/Kg dry	1		SW-846 8260C	12/22/11	12/22/11 9:01	MFF
trans-1,2-Dichloroethylene	ND	0.0013	mg/Kg dry	1		SW-846 8260C	12/22/11	12/22/11 9:01	MFF
1,2-Dichloropropane	ND	0.0013	mg/Kg dry	1		SW-846 8260C	12/22/11	12/22/11 9:01	MFF
1,3-Dichloropropane	ND	0.00064	mg/Kg dry	1		SW-846 8260C	12/22/11	12/22/11 9:01	MFF
2,2-Dichloropropane	ND	0.0013	mg/Kg dry	1		SW-846 8260C	12/22/11	12/22/11 9:01	MFF
1,1-Dichloropropene	ND	0.0013	mg/Kg dry	1		SW-846 8260C	12/22/11	12/22/11 9:01	MFF
cis-1,3-Dichloropropene	ND	0.00064	mg/Kg dry	1		SW-846 8260C	12/22/11	12/22/11 9:01	MFF
trans-1,3-Dichloropropene	ND	0.00064	mg/Kg dry	1		SW-846 8260C	12/22/11	12/22/11 9:01	MFF
Ethylbenzene	ND	0.0013	mg/Kg dry	1		SW-846 8260C	12/22/11	12/22/11 9:01	MFF
Hexachlorobutadiene	ND	0.0013	mg/Kg dry	1		SW-846 8260C	12/22/11	12/22/11 9:01	MFF
2-Hexanone (MBK)	ND	0.013	mg/Kg dry	1		SW-846 8260C	12/22/11	12/22/11 9:01	MFF
Isopropylbenzene (Cumene)	ND	0.0013	mg/Kg dry	1		SW-846 8260C	12/22/11	12/22/11 9:01	MFF

con-test® ANALYTICAL LABORATORY

39 Spruce Street * East Longmeadow, MA 01028 * FAX 413/525-6405 * TEL. 413/525-2332

Project Location: 25 SKinner Street | Sample Description: | Work Order: 11L0797

Date Received: 12/21/2011

Field Sample #: B-100 5ft | Sampled: 12/21/2011 08:30

Sample ID: 11L0797-01

Sample Matrix: Soil

Volatile Organic Compounds by GC/MS

Analyte	Results	RL	Units	Dilution	Flag	Method	Date Prepared	Date/Time Analyzed	Analyst
p-Isopropyltoluene (p-Cymene)	ND	0.0013	mg/Kg dry	1		SW-846 8260C	12/22/11	12/22/11 9:01	MFF
Methyl tert-Butyl Ether (MTBE)	ND	0.0026	mg/Kg dry	1		SW-846 8260C	12/22/11	12/22/11 9:01	MFF
Methylene Chloride	ND	0.013	mg/Kg dry	1		SW-846 8260C	12/22/11	12/22/11 9:01	MFF
4-Methyl-2-pentanone (MIBK)	ND	0.013	mg/Kg dry	1		SW-846 8260C	12/22/11	12/22/11 9:01	MFF
Naphthalene	ND	0.0026	mg/Kg dry	1		SW-846 8260C	12/22/11	12/22/11 9:01	MFF
n-Propylbenzene	ND	0.0013	mg/Kg dry	1		SW-846 8260C	12/22/11	12/22/11 9:01	MFF
Styrene	ND	0.0013	mg/Kg dry	1		SW-846 8260C	12/22/11	12/22/11 9:01	MFF
1,1,1,2-Tetrachloroethane	ND	0.0013	mg/Kg dry	1		SW-846 8260C	12/22/11	12/22/11 9:01	MFF
1,1,2,2-Tetrachloroethane	ND	0.00064	mg/Kg dry	1		SW-846 8260C	12/22/11	12/22/11 9:01	MFF
Tetrachloroethylene	ND	0.0013	mg/Kg dry	1		SW-846 8260C	12/22/11	12/22/11 9:01	MFF
Tetrahydrofuran	ND	0.0064	mg/Kg dry	1	V-16	SW-846 8260C	12/22/11	12/22/11 9:01	MFF
Toluene	ND	0.0013	mg/Kg dry	1		SW-846 8260C	12/22/11	12/22/11 9:01	MFF
1,2,3-Trichlorobenzene	ND	0.0013	mg/Kg dry	1		SW-846 8260C	12/22/11	12/22/11 9:01	MFF
1,2,4-Trichlorobenzene	ND	0.0013	mg/Kg dry	1		SW-846 8260C	12/22/11	12/22/11 9:01	MFF
1,1,1-Trichloroethane	ND	0.0013	mg/Kg dry	1		SW-846 8260C	12/22/11	12/22/11 9:01	MFF
1,1,2-Trichloroethane	ND	0.0013	mg/Kg dry	1		SW-846 8260C	12/22/11	12/22/11 9:01	MFF
Trichloroethylene	ND	0.0013	mg/Kg dry	1		SW-846 8260C	12/22/11	12/22/11 9:01	MFF
Trichlorofluoromethane (Freon 11)	ND	0.0064	mg/Kg dry	1		SW-846 8260C	12/22/11	12/22/11 9:01	MFF
1,2,3-Trichloropropane	ND	0.0013	mg/Kg dry	1		SW-846 8260C	12/22/11	12/22/11 9:01	MFF
1,1,2-Trichloro-1,2,2-trifluoroethane (Freon 113)	ND	0.0064	mg/Kg dry	1		SW-846 8260C	12/22/11	12/22/11 9:01	MFF
1,2,4-Trimethylbenzene	ND	0.0013	mg/Kg dry	1		SW-846 8260C	12/22/11	12/22/11 9:01	MFF
1,3,5-Trimethylbenzene	ND	0.0013	mg/Kg dry	1		SW-846 8260C	12/22/11	12/22/11 9:01	MFF
Vinyl Chloride	ND	0.0064	mg/Kg dry	1		SW-846 8260C	12/22/11	12/22/11 9:01	MFF
m+p Xylene	ND	0.0026	mg/Kg dry	1		SW-846 8260C	12/22/11	12/22/11 9:01	MFF
o-Xylene	ND	0.0013	mg/Kg dry	1		SW-846 8260C	12/22/11	12/22/11 9:01	MFF

Surrogates	% Recovery	Recovery Limits	Flag	
1,2-Dichloroethane-d4	98.2	70-130		12/22/11 9:01
Toluene-d8	97.2	70-130		12/22/11 9:01
4-Bromofluorobenzene	85.4	70-130		12/22/11 9:01

con-test® ANALYTICAL LABORATORY

39 Spruce Street * East Longmeadow, MA 01028 * FAX 413/525-6405 * TEL. 413/525-2332

Project Location: 25 SKinner Street | Sample Description: | Work Order: 11L0797

Date Received: 12/21/2011

Field Sample #: B-100 5ft | Sampled: 12/21/2011 08:30

Sample ID: 11L0797-01

Sample Matrix: Soil

Semivolatile Organic Compounds by GC/MS

Analyte	Results	RL	Units	Dilution	Flag	Method	Date Prepared	Date/Time Analyzed	Analyst
Acenaphthene	ND	0.19	mg/Kg dry	1		SW-846 8270D	12/22/11	12/23/11 22:09	CDT
Acenaphthylene	0.78	0.19	mg/Kg dry	1		SW-846 8270D	12/22/11	12/23/11 22:09	CDT
Anthracene	0.28	0.19	mg/Kg dry	1		SW-846 8270D	12/22/11	12/23/11 22:09	CDT
Benzo(a)anthracene	1.7	0.19	mg/Kg dry	1		SW-846 8270D	12/22/11	12/23/11 22:09	CDT
Benzo(a)pyrene	1.6	0.19	mg/Kg dry	1		SW-846 8270D	12/22/11	12/23/11 22:09	CDT
Benzo(b)fluoranthene	1.8	0.19	mg/Kg dry	1		SW-846 8270D	12/22/11	12/23/11 22:09	CDT
Benzo(g,h,i)perylene	1.5	0.19	mg/Kg dry	1		SW-846 8270D	12/22/11	12/23/11 22:09	CDT
Benzo(k)fluoranthene	0.45	0.19	mg/Kg dry	1		SW-846 8270D	12/22/11	12/23/11 22:09	CDT
Chrysene	2.3	0.19	mg/Kg dry	1		SW-846 8270D	12/22/11	12/23/11 22:09	CDT
Dibenz(a,h)anthracene	0.36	0.19	mg/Kg dry	1		SW-846 8270D	12/22/11	12/23/11 22:09	CDT
Fluoranthene	2.5	0.19	mg/Kg dry	1		SW-846 8270D	12/22/11	12/23/11 22:09	CDT
Fluorene	ND	0.19	mg/Kg dry	1		SW-846 8270D	12/22/11	12/23/11 22:09	CDT
Indeno(1,2,3-cd)pyrene	1.5	0.19	mg/Kg dry	1		SW-846 8270D	12/22/11	12/23/11 22:09	CDT
2-Methylnaphthalene	ND	0.19	mg/Kg dry	1		SW-846 8270D	12/22/11	12/23/11 22:09	CDT
Naphthalene	ND	0.19	mg/Kg dry	1		SW-846 8270D	12/22/11	12/23/11 22:09	CDT
Phenanthrene	1.6	0.19	mg/Kg dry	1		SW-846 8270D	12/22/11	12/23/11 22:09	CDT
Pyrene	3.9	0.19	mg/Kg dry	1	V-06	SW-846 8270D	12/22/11	12/23/11 22:09	CDT

Surrogates	% Recovery	Recovery Limits	Flag	
Nitrobenzene-d5	69.8	30-130		12/23/11 22:09
2-Fluorobiphenyl	66.7	30-130		12/23/11 22:09
Terphenyl-d14	72.0	30-130		12/23/11 22:09

39 Spruce Street * East Longmeadow, MA 01028 * FAX 413/525-6405 * TEL. 413/525-2332

Project Location: 25 SKinner Street
Sample Description:
Work Order: 11L0797

Date Received: 12/21/2011

Field Sample #: B-100 5ft
Sampled: 12/21/2011 08:30

Sample ID: 11L0797-01

Sample Matrix: Soil

Petroleum Hydrocarbons Analyses

Analyte	Results	RL	Units	Dilution	Flag	Method	Date Prepared	Date/Time Analyzed	Analyst
CT ETPH	450	110	mg/Kg dry	5		CTDEP ETPH	12/22/11	12/27/11 15:51	SCS

Surrogates	% Recovery	Recovery Limits	Flag		
o-Terphenyl	93.4	50-150			12/27/11 15:51

con-test® ANALYTICAL LABORATORY

39 Spruce Street * East Longmeadow, MA 01028 * FAX 413/525-6405 * TEL. 413/525-2332

Project Location: 25 SKinner Street | Sample Description: | Work Order: 11L0797

Date Received: 12/21/2011

Field Sample #: B-100 5ft | Sampled: 12/21/2011 08:30

Sample ID: 11L0797-01

Sample Matrix: Soil

Metals Analyses (Total)

Analyte	Results	RL	Units	Dilution	Flag	Method	Date Prepared	Date/Time Analyzed	Analyst
Antimony	4.0	2.8	mg/Kg dry	1		SW-846 6010C	12/23/11	12/27/11 13:54	OP
Arsenic	3.7	2.8	mg/Kg dry	1		SW-846 6010C	12/23/11	12/27/11 13:54	OP
Barium	73	2.8	mg/Kg dry	1		SW-846 6010C	12/23/11	12/27/11 13:54	OP
Beryllium	ND	0.28	mg/Kg dry	1		SW-846 6010C	12/23/11	12/27/11 13:54	OP
Cadmium	0.36	0.28	mg/Kg dry	1		SW-846 6010C	12/23/11	12/27/11 13:54	OP
Chromium	12	0.55	mg/Kg dry	1		SW-846 6010C	12/23/11	12/27/11 13:54	OP
Copper	200	0.55	mg/Kg dry	1		SW-846 6010C	12/23/11	12/27/11 13:54	OP
Lead	79	0.83	mg/Kg dry	1		SW-846 6010C	12/23/11	12/27/11 13:54	OP
Mercury	0.076	0.028	mg/Kg dry	1		SW-846 7471B	12/23/11	12/27/11 12:14	AMR
Nickel	15	0.55	mg/Kg dry	1		SW-846 6010C	12/23/11	12/27/11 13:54	OP
Selenium	ND	5.5	mg/Kg dry	1		SW-846 6010C	12/23/11	12/27/11 13:54	OP
Silver	2.8	0.55	mg/Kg dry	1		SW-846 6010C	12/23/11	12/27/11 13:54	OP
Thallium	ND	2.8	mg/Kg dry	1		SW-846 6010C	12/23/11	12/27/11 13:54	OP
Vanadium	26	1.1	mg/Kg dry	1		SW-846 6010C	12/23/11	12/27/11 13:54	OP
Zinc	150	1.1	mg/Kg dry	1		SW-846 6010C	12/23/11	12/27/11 13:54	OP

39 Spruce Street * East Longmeadow, MA 01028 * FAX 413/525-6405 * TEL. 413/525-2332

Project Location: 25 SKinner Street
Sample Description:
Work Order: 11L0797

Date Received: 12/21/2011

Field Sample #: B-100 5ft
Sampled: 12/21/2011 08:30

Sample ID: 11L0797-01

Sample Matrix: Soil

Conventional Chemistry Parameters by EPA/APHA/SW-846 Methods (Total)

Analyte	Results	RL	Units	Dilution	Flag	Method	Date Prepared	Date/Time Analyzed	Analyst
% Solids	88.1		% Wt	1		SM 2540G	12/27/11	12/28/11 20:20	MPV

con-test® ANALYTICAL LABORATORY

39 Spruce Street * East Longmeadow, MA 01028 * FAX 413/525-6405 * TEL. 413/525-2332

Project Location: 25 SKinner Street | Sample Description: | Work Order: 11L0797

Date Received: 12/21/2011

Field Sample #: B-100 5ft DUP | Sampled: 12/21/2011 08:45

Sample ID: 11L0797-02

Sample Matrix: Soil

Volatile Organic Compounds by GC/MS

Analyte	Results	RL	Units	Dilution	Flag	Method	Date Prepared	Date/Time Analyzed	Analyst
Acetone	ND	0.10	mg/Kg dry	1	V-16	SW-846 8260C	12/22/11	12/22/11 9:27	MFF
Acrylonitrile	ND	0.0061	mg/Kg dry	1		SW-846 8260C	12/22/11	12/22/11 9:27	MFF
Benzene	ND	0.0020	mg/Kg dry	1		SW-846 8260C	12/22/11	12/22/11 9:27	MFF
Bromobenzene	ND	0.0020	mg/Kg dry	1		SW-846 8260C	12/22/11	12/22/11 9:27	MFF
Bromodichloromethane	ND	0.0020	mg/Kg dry	1		SW-846 8260C	12/22/11	12/22/11 9:27	MFF
Bromoform	ND	0.0020	mg/Kg dry	1		SW-846 8260C	12/22/11	12/22/11 9:27	MFF
Bromomethane	ND	0.010	mg/Kg dry	1		SW-846 8260C	12/22/11	12/22/11 9:27	MFF
2-Butanone (MEK)	ND	0.041	mg/Kg dry	1		SW-846 8260C	12/22/11	12/22/11 9:27	MFF
n-Butylbenzene	ND	0.0020	mg/Kg dry	1		SW-846 8260C	12/22/11	12/22/11 9:27	MFF
sec-Butylbenzene	ND	0.0020	mg/Kg dry	1		SW-846 8260C	12/22/11	12/22/11 9:27	MFF
tert-Butylbenzene	ND	0.0020	mg/Kg dry	1		SW-846 8260C	12/22/11	12/22/11 9:27	MFF
Carbon Disulfide	ND	0.0061	mg/Kg dry	1		SW-846 8260C	12/22/11	12/22/11 9:27	MFF
Carbon Tetrachloride	ND	0.0020	mg/Kg dry	1		SW-846 8260C	12/22/11	12/22/11 9:27	MFF
Chlorobenzene	ND	0.0020	mg/Kg dry	1		SW-846 8260C	12/22/11	12/22/11 9:27	MFF
Chlorodibromomethane	ND	0.0010	mg/Kg dry	1		SW-846 8260C	12/22/11	12/22/11 9:27	MFF
Chloroethane	ND	0.020	mg/Kg dry	1		SW-846 8260C	12/22/11	12/22/11 9:27	MFF
Chloroform	ND	0.0041	mg/Kg dry	1		SW-846 8260C	12/22/11	12/22/11 9:27	MFF
Chloromethane	ND	0.010	mg/Kg dry	1		SW-846 8260C	12/22/11	12/22/11 9:27	MFF
2-Chlorotoluene	ND	0.0020	mg/Kg dry	1		SW-846 8260C	12/22/11	12/22/11 9:27	MFF
4-Chlorotoluene	ND	0.0020	mg/Kg dry	1		SW-846 8260C	12/22/11	12/22/11 9:27	MFF
1,2-Dibromo-3-chloropropane (DBCP)	ND	0.0020	mg/Kg dry	1		SW-846 8260C	12/22/11	12/22/11 9:27	MFF
1,2-Dibromoethane (EDB)	ND	0.0010	mg/Kg dry	1		SW-846 8260C	12/22/11	12/22/11 9:27	MFF
Dibromomethane	ND	0.0020	mg/Kg dry	1		SW-846 8260C	12/22/11	12/22/11 9:27	MFF
1,2-Dichlorobenzene	ND	0.0020	mg/Kg dry	1		SW-846 8260C	12/22/11	12/22/11 9:27	MFF
1,3-Dichlorobenzene	ND	0.0020	mg/Kg dry	1		SW-846 8260C	12/22/11	12/22/11 9:27	MFF
1,4-Dichlorobenzene	ND	0.0020	mg/Kg dry	1		SW-846 8260C	12/22/11	12/22/11 9:27	MFF
trans-1,4-Dichloro-2-butene	ND	0.0041	mg/Kg dry	1		SW-846 8260C	12/22/11	12/22/11 9:27	MFF
Dichlorodifluoromethane (Freon 12)	ND	0.020	mg/Kg dry	1		SW-846 8260C	12/22/11	12/22/11 9:27	MFF
1,1-Dichloroethane	ND	0.0020	mg/Kg dry	1		SW-846 8260C	12/22/11	12/22/11 9:27	MFF
1,2-Dichloroethane	ND	0.0020	mg/Kg dry	1		SW-846 8260C	12/22/11	12/22/11 9:27	MFF
1,1-Dichloroethylene	ND	0.0041	mg/Kg dry	1		SW-846 8260C	12/22/11	12/22/11 9:27	MFF
cis-1,2-Dichloroethylene	ND	0.0020	mg/Kg dry	1		SW-846 8260C	12/22/11	12/22/11 9:27	MFF
trans-1,2-Dichloroethylene	ND	0.0020	mg/Kg dry	1		SW-846 8260C	12/22/11	12/22/11 9:27	MFF
1,2-Dichloropropane	ND	0.0020	mg/Kg dry	1		SW-846 8260C	12/22/11	12/22/11 9:27	MFF
1,3-Dichloropropane	ND	0.0010	mg/Kg dry	1		SW-846 8260C	12/22/11	12/22/11 9:27	MFF
2,2-Dichloropropane	ND	0.0020	mg/Kg dry	1		SW-846 8260C	12/22/11	12/22/11 9:27	MFF
1,1-Dichloropropene	ND	0.0020	mg/Kg dry	1		SW-846 8260C	12/22/11	12/22/11 9:27	MFF
cis-1,3-Dichloropropene	ND	0.0010	mg/Kg dry	1		SW-846 8260C	12/22/11	12/22/11 9:27	MFF
trans-1,3-Dichloropropene	ND	0.0010	mg/Kg dry	1		SW-846 8260C	12/22/11	12/22/11 9:27	MFF
Ethylbenzene	ND	0.0020	mg/Kg dry	1		SW-846 8260C	12/22/11	12/22/11 9:27	MFF
Hexachlorobutadiene	ND	0.0020	mg/Kg dry	1		SW-846 8260C	12/22/11	12/22/11 9:27	MFF
2-Hexanone (MBK)	ND	0.020	mg/Kg dry	1		SW-846 8260C	12/22/11	12/22/11 9:27	MFF
Isopropylbenzene (Cumene)	ND	0.0020	mg/Kg dry	1		SW-846 8260C	12/22/11	12/22/11 9:27	MFF

con-test® ANALYTICAL LABORATORY

39 Spruce Street * East Longmeadow, MA 01028 * FAX 413/525-6405 * TEL. 413/525-2332

Project Location: 25 SKinner Street | Sample Description: | Work Order: 11L0797

Date Received: 12/21/2011

Field Sample #: B-100 5ft DUP | Sampled: 12/21/2011 08:45

Sample ID: 11L0797-02

Sample Matrix: Soil

Volatile Organic Compounds by GC/MS

Analyte	Results	RL	Units	Dilution	Flag	Method	Date Prepared	Date/Time Analyzed	Analyst
p-Isopropyltoluene (p-Cymene)	ND	0.0020	mg/Kg dry	1		SW-846 8260C	12/22/11	12/22/11 9:27	MFF
Methyl tert-Butyl Ether (MTBE)	ND	0.0041	mg/Kg dry	1		SW-846 8260C	12/22/11	12/22/11 9:27	MFF
Methylene Chloride	ND	0.020	mg/Kg dry	1		SW-846 8260C	12/22/11	12/22/11 9:27	MFF
4-Methyl-2-pentanone (MIBK)	ND	0.020	mg/Kg dry	1		SW-846 8260C	12/22/11	12/22/11 9:27	MFF
Naphthalene	ND	0.0041	mg/Kg dry	1		SW-846 8260C	12/22/11	12/22/11 9:27	MFF
n-Propylbenzene	ND	0.0020	mg/Kg dry	1		SW-846 8260C	12/22/11	12/22/11 9:27	MFF
Styrene	ND	0.0020	mg/Kg dry	1		SW-846 8260C	12/22/11	12/22/11 9:27	MFF
1,1,1,2-Tetrachloroethane	ND	0.0020	mg/Kg dry	1		SW-846 8260C	12/22/11	12/22/11 9:27	MFF
1,1,2,2-Tetrachloroethane	ND	0.0010	mg/Kg dry	1		SW-846 8260C	12/22/11	12/22/11 9:27	MFF
Tetrachloroethylene	ND	0.0020	mg/Kg dry	1		SW-846 8260C	12/22/11	12/22/11 9:27	MFF
Tetrahydrofuran	ND	0.010	mg/Kg dry	1	V-16	SW-846 8260C	12/22/11	12/22/11 9:27	MFF
Toluene	ND	0.0020	mg/Kg dry	1		SW-846 8260C	12/22/11	12/22/11 9:27	MFF
1,2,3-Trichlorobenzene	ND	0.0020	mg/Kg dry	1		SW-846 8260C	12/22/11	12/22/11 9:27	MFF
1,2,4-Trichlorobenzene	ND	0.0020	mg/Kg dry	1		SW-846 8260C	12/22/11	12/22/11 9:27	MFF
1,1,1-Trichloroethane	ND	0.0020	mg/Kg dry	1		SW-846 8260C	12/22/11	12/22/11 9:27	MFF
1,1,2-Trichloroethane	ND	0.0020	mg/Kg dry	1		SW-846 8260C	12/22/11	12/22/11 9:27	MFF
Trichloroethylene	ND	0.0020	mg/Kg dry	1		SW-846 8260C	12/22/11	12/22/11 9:27	MFF
Trichlorofluoromethane (Freon 11)	ND	0.010	mg/Kg dry	1		SW-846 8260C	12/22/11	12/22/11 9:27	MFF
1,2,3-Trichloropropane	ND	0.0020	mg/Kg dry	1		SW-846 8260C	12/22/11	12/22/11 9:27	MFF
1,1,2-Trichloro-1,2,2-trifluoroethane (Freon 113)	ND	0.010	mg/Kg dry	1		SW-846 8260C	12/22/11	12/22/11 9:27	MFF
1,2,4-Trimethylbenzene	ND	0.0020	mg/Kg dry	1		SW-846 8260C	12/22/11	12/22/11 9:27	MFF
1,3,5-Trimethylbenzene	ND	0.0020	mg/Kg dry	1		SW-846 8260C	12/22/11	12/22/11 9:27	MFF
Vinyl Chloride	ND	0.010	mg/Kg dry	1		SW-846 8260C	12/22/11	12/22/11 9:27	MFF
m+p Xylene	ND	0.0041	mg/Kg dry	1		SW-846 8260C	12/22/11	12/22/11 9:27	MFF
o-Xylene	ND	0.0020	mg/Kg dry	1		SW-846 8260C	12/22/11	12/22/11 9:27	MFF

Surrogates	% Recovery	Recovery Limits	Flag	
1,2-Dichloroethane-d4	96.8	70-130		12/22/11 9:27
Toluene-d8	97.1	70-130		12/22/11 9:27
4-Bromofluorobenzene	87.8	70-130		12/22/11 9:27

con-test® ANALYTICAL LABORATORY

39 Spruce Street * East Longmeadow, MA 01028 * FAX 413/525-6405 * TEL. 413/525-2332

Project Location: 25 SKinner Street | Sample Description: | Work Order: 11L0797

Date Received: 12/21/2011

Field Sample #: B-100 5ft DUP | Sampled: 12/21/2011 08:45

Sample ID: 11L0797-02

Sample Matrix: Soil

Semivolatile Organic Compounds by GC/MS

Analyte	Results	RL	Units	Dilution	Flag	Method	Date Prepared	Date/Time Analyzed	Analyst
Acenaphthene	ND	0.20	mg/Kg dry	1		SW-846 8270D	12/22/11	12/23/11 22:43	CDT
Acenaphthene	ND	0.40	mg/Kg dry	2		SW-846 8270D	12/22/11	12/27/11 20:22	CDT
Acenaphthylene	0.77	0.20	mg/Kg dry	1		SW-846 8270D	12/22/11	12/23/11 22:43	CDT
Acenaphthylene	0.59	0.40	mg/Kg dry	2		SW-846 8270D	12/22/11	12/27/11 20:22	CDT
Anthracene	0.31	0.20	mg/Kg dry	1		SW-846 8270D	12/22/11	12/23/11 22:43	CDT
Anthracene	ND	0.40	mg/Kg dry	2		SW-846 8270D	12/22/11	12/27/11 20:22	CDT
Benzo(a)anthracene	2.0	0.20	mg/Kg dry	1		SW-846 8270D	12/22/11	12/23/11 22:43	CDT
Benzo(a)anthracene	2.0	0.40	mg/Kg dry	2		SW-846 8270D	12/22/11	12/27/11 20:22	CDT
Benzo(a)pyrene	2.1	0.20	mg/Kg dry	1		SW-846 8270D	12/22/11	12/23/11 22:43	CDT
Benzo(a)pyrene	2.2	0.40	mg/Kg dry	2		SW-846 8270D	12/22/11	12/27/11 20:22	CDT
Benzo(b)fluoranthene	2.3	0.20	mg/Kg dry	1		SW-846 8270D	12/22/11	12/23/11 22:43	CDT
Benzo(b)fluoranthene	2.7	0.40	mg/Kg dry	2		SW-846 8270D	12/22/11	12/27/11 20:22	CDT
Benzo(g,h,i)perylene	1.5	0.20	mg/Kg dry	1		SW-846 8270D	12/22/11	12/23/11 22:43	CDT
Benzo(g,h,i)perylene	1.0	0.40	mg/Kg dry	2		SW-846 8270D	12/22/11	12/27/11 20:22	CDT
Benzo(k)fluoranthene	0.76	0.20	mg/Kg dry	1		SW-846 8270D	12/22/11	12/23/11 22:43	CDT
Benzo(k)fluoranthene	0.90	0.40	mg/Kg dry	2		SW-846 8270D	12/22/11	12/27/11 20:22	CDT
Chrysene	2.8	0.20	mg/Kg dry	1		SW-846 8270D	12/22/11	12/23/11 22:43	CDT
Chrysene	2.6	0.40	mg/Kg dry	2		SW-846 8270D	12/22/11	12/27/11 20:22	CDT
Dibenz(a,h)anthracene	0.43	0.20	mg/Kg dry	1		SW-846 8270D	12/22/11	12/23/11 22:43	CDT
Dibenz(a,h)anthracene	ND	0.40	mg/Kg dry	2		SW-846 8270D	12/22/11	12/27/11 20:22	CDT
Fluoranthene	2.7	0.20	mg/Kg dry	1		SW-846 8270D	12/22/11	12/23/11 22:43	CDT
Fluoranthene	2.9	0.40	mg/Kg dry	2		SW-846 8270D	12/22/11	12/27/11 20:22	CDT
Fluorene	0.23	0.20	mg/Kg dry	1		SW-846 8270D	12/22/11	12/23/11 22:43	CDT
Fluorene	ND	0.40	mg/Kg dry	2		SW-846 8270D	12/22/11	12/27/11 20:22	CDT
Indeno(1,2,3-cd)pyrene	1.7	0.20	mg/Kg dry	1		SW-846 8270D	12/22/11	12/23/11 22:43	CDT
Indeno(1,2,3-cd)pyrene	1.2	0.40	mg/Kg dry	2		SW-846 8270D	12/22/11	12/27/11 20:22	CDT
2-Methylnaphthalene	ND	0.20	mg/Kg dry	1		SW-846 8270D	12/22/11	12/23/11 22:43	CDT
2-Methylnaphthalene	ND	0.40	mg/Kg dry	2		SW-846 8270D	12/22/11	12/27/11 20:22	CDT
Naphthalene	ND	0.20	mg/Kg dry	1		SW-846 8270D	12/22/11	12/23/11 22:43	CDT
Naphthalene	ND	0.40	mg/Kg dry	2		SW-846 8270D	12/22/11	12/27/11 20:22	CDT
Phenanthrene	2.2	0.20	mg/Kg dry	1		SW-846 8270D	12/22/11	12/23/11 22:43	CDT
Phenanthrene	2.2	0.40	mg/Kg dry	2		SW-846 8270D	12/22/11	12/27/11 20:22	CDT
Pyrene	5.0	0.20	mg/Kg dry	1	E, V-06	SW-846 8270D	12/22/11	12/23/11 22:43	CDT
Pyrene	3.6	0.40	mg/Kg dry	2		SW-846 8270D	12/22/11	12/27/11 20:22	CDT

Surrogates	% Recovery	Recovery Limits	Flag	
Nitrobenzene-d5	76.2	30-130		12/23/11 22:43
Nitrobenzene-d5	66.0	30-130		12/27/11 20:22
2-Fluorobiphenyl	71.8	30-130		12/23/11 22:43
2-Fluorobiphenyl	69.6	30-130		12/27/11 20:22
Terphenyl-d14	86.2	30-130		12/23/11 22:43
Terphenyl-d14	60.5	30-130		12/27/11 20:22

39 Spruce Street * East Longmeadow, MA 01028 * FAX 413/525-6405 * TEL. 413/525-2332

Project Location: 25 SKinner Street | Sample Description: | Work Order: 11L0797

Date Received: 12/21/2011

Field Sample #: B-100 5ft DUP | Sampled: 12/21/2011 08:45

Sample ID: 11L0797-02

Sample Matrix: Soil

Petroleum Hydrocarbons Analyses

Analyte	Results	RL	Units	Dilution	Flag	Method	Date Prepared	Date/Time Analyzed	Analyst
CT ETPH	310	120	mg/Kg dry	5		CTDEP ETPH	12/22/11	12/27/11 16:10	SCS

Surrogates	% Recovery	Recovery Limits	Flag	
o-Terphenyl	74.3	50-150		12/27/11 16:10

39 Spruce Street * East Longmeadow, MA 01028 * FAX 413/525-6405 * TEL. 413/525-2332

Project Location: 25 SKinner Street
Sample Description:
Work Order: 11L0797

Date Received: 12/21/2011

Field Sample #: B-100 5ft DUP
Sampled: 12/21/2011 08:45

Sample ID: 11L0797-02

Sample Matrix: Soil

Metals Analyses (Total)

Analyte	Results	RL	Units	Dilution	Flag	Method	Date Prepared	Date/Time Analyzed	Analyst
Antimony	3.2	2.9	mg/Kg dry	1		SW-846 6010C	12/23/11	12/27/11 13:59	OP
Arsenic	ND	2.9	mg/Kg dry	1		SW-846 6010C	12/23/11	12/27/11 13:59	OP
Barium	62	2.9	mg/Kg dry	1		SW-846 6010C	12/23/11	12/27/11 13:59	OP
Beryllium	ND	0.29	mg/Kg dry	1		SW-846 6010C	12/23/11	12/27/11 13:59	OP
Cadmium	0.33	0.29	mg/Kg dry	1		SW-846 6010C	12/23/11	12/27/11 13:59	OP
Chromium	12	0.58	mg/Kg dry	1		SW-846 6010C	12/23/11	12/27/11 13:59	OP
Copper	230	0.58	mg/Kg dry	1		SW-846 6010C	12/23/11	12/27/11 13:59	OP
Lead	87	0.87	mg/Kg dry	1		SW-846 6010C	12/23/11	12/27/11 13:59	OP
Mercury	0.078	0.029	mg/Kg dry	1		SW-846 7471B	12/23/11	12/27/11 12:16	AMR
Nickel	15	0.58	mg/Kg dry	1		SW-846 6010C	12/23/11	12/27/11 13:59	OP
Selenium	ND	5.8	mg/Kg dry	1		SW-846 6010C	12/23/11	12/27/11 13:59	OP
Silver	2.2	0.58	mg/Kg dry	1		SW-846 6010C	12/23/11	12/27/11 13:59	OP
Thallium	ND	2.9	mg/Kg dry	1		SW-846 6010C	12/23/11	12/27/11 13:59	OP
Vanadium	25	1.2	mg/Kg dry	1		SW-846 6010C	12/23/11	12/27/11 13:59	OP
Zinc	150	1.2	mg/Kg dry	1		SW-846 6010C	12/23/11	12/27/11 13:59	OP

39 Spruce Street * East Longmeadow, MA 01028 * FAX 413/525-6405 * TEL. 413/525-2332

Project Location: 25 SKinner Street
Sample Description:
Work Order: 11L0797

Date Received: 12/21/2011

Field Sample #: B-100 5ft DUP
Sampled: 12/21/2011 08:45

Sample ID: 11L0797-02

Sample Matrix: Soil

Conventional Chemistry Parameters by EPA/APHA/SW-846 Methods (Total)

Analyte	Results	RL	Units	Dilution	Flag	Method	Date Prepared	Date/Time Analyzed	Analyst
% Solids	85.3		% Wt	1		SM 2540G	12/27/11	12/28/11 20:20	MPV

con-test® ANALYTICAL LABORATORY

39 Spruce Street * East Longmeadow, MA 01028 * FAX 413/525-6405 * TEL. 413/525-2332

Project Location: 25 SKinner Street | Sample Description: | Work Order: 11L0797

Date Received: 12/21/2011

Field Sample #: B-101 5ft | Sampled: 12/21/2011 09:30

Sample ID: 11L0797-03

Sample Matrix: Soil

Volatile Organic Compounds by GC/MS

Analyte	Results	RL	Units	Dilution	Flag	Method	Date Prepared	Date/Time Analyzed	Analyst
Acetone	ND	0.13	mg/Kg dry	1	V-16	SW-846 8260C	12/22/11	12/22/11 9:52	MFF
Acrylonitrile	ND	0.0081	mg/Kg dry	1		SW-846 8260C	12/22/11	12/22/11 9:52	MFF
Benzene	ND	0.0027	mg/Kg dry	1		SW-846 8260C	12/22/11	12/22/11 9:52	MFF
Bromobenzene	ND	0.0027	mg/Kg dry	1		SW-846 8260C	12/22/11	12/22/11 9:52	MFF
Bromodichloromethane	ND	0.0027	mg/Kg dry	1		SW-846 8260C	12/22/11	12/22/11 9:52	MFF
Bromoform	ND	0.0027	mg/Kg dry	1		SW-846 8260C	12/22/11	12/22/11 9:52	MFF
Bromomethane	ND	0.013	mg/Kg dry	1		SW-846 8260C	12/22/11	12/22/11 9:52	MFF
2-Butanone (MEK)	ND	0.054	mg/Kg dry	1		SW-846 8260C	12/22/11	12/22/11 9:52	MFF
n-Butylbenzene	ND	0.0027	mg/Kg dry	1		SW-846 8260C	12/22/11	12/22/11 9:52	MFF
sec-Butylbenzene	ND	0.0027	mg/Kg dry	1		SW-846 8260C	12/22/11	12/22/11 9:52	MFF
tert-Butylbenzene	ND	0.0027	mg/Kg dry	1		SW-846 8260C	12/22/11	12/22/11 9:52	MFF
Carbon Disulfide	ND	0.0081	mg/Kg dry	1		SW-846 8260C	12/22/11	12/22/11 9:52	MFF
Carbon Tetrachloride	ND	0.0027	mg/Kg dry	1		SW-846 8260C	12/22/11	12/22/11 9:52	MFF
Chlorobenzene	ND	0.0027	mg/Kg dry	1		SW-846 8260C	12/22/11	12/22/11 9:52	MFF
Chlorodibromomethane	ND	0.0013	mg/Kg dry	1		SW-846 8260C	12/22/11	12/22/11 9:52	MFF
Chloroethane	ND	0.027	mg/Kg dry	1		SW-846 8260C	12/22/11	12/22/11 9:52	MFF
Chloroform	ND	0.0054	mg/Kg dry	1		SW-846 8260C	12/22/11	12/22/11 9:52	MFF
Chloromethane	ND	0.013	mg/Kg dry	1		SW-846 8260C	12/22/11	12/22/11 9:52	MFF
2-Chlorotoluene	ND	0.0027	mg/Kg dry	1		SW-846 8260C	12/22/11	12/22/11 9:52	MFF
4-Chlorotoluene	ND	0.0027	mg/Kg dry	1		SW-846 8260C	12/22/11	12/22/11 9:52	MFF
1,2-Dibromo-3-chloropropane (DBCP)	ND	0.0027	mg/Kg dry	1		SW-846 8260C	12/22/11	12/22/11 9:52	MFF
1,2-Dibromoethane (EDB)	ND	0.0013	mg/Kg dry	1		SW-846 8260C	12/22/11	12/22/11 9:52	MFF
Dibromomethane	ND	0.0027	mg/Kg dry	1		SW-846 8260C	12/22/11	12/22/11 9:52	MFF
1,2-Dichlorobenzene	ND	0.0027	mg/Kg dry	1		SW-846 8260C	12/22/11	12/22/11 9:52	MFF
1,3-Dichlorobenzene	ND	0.0027	mg/Kg dry	1		SW-846 8260C	12/22/11	12/22/11 9:52	MFF
1,4-Dichlorobenzene	ND	0.0027	mg/Kg dry	1		SW-846 8260C	12/22/11	12/22/11 9:52	MFF
trans-1,4-Dichloro-2-butene	ND	0.0054	mg/Kg dry	1		SW-846 8260C	12/22/11	12/22/11 9:52	MFF
Dichlorodifluoromethane (Freon 12)	ND	0.027	mg/Kg dry	1		SW-846 8260C	12/22/11	12/22/11 9:52	MFF
1,1-Dichloroethane	ND	0.0027	mg/Kg dry	1		SW-846 8260C	12/22/11	12/22/11 9:52	MFF
1,2-Dichloroethane	ND	0.0027	mg/Kg dry	1		SW-846 8260C	12/22/11	12/22/11 9:52	MFF
1,1-Dichloroethylene	ND	0.0054	mg/Kg dry	1		SW-846 8260C	12/22/11	12/22/11 9:52	MFF
cis-1,2-Dichloroethylene	ND	0.0027	mg/Kg dry	1		SW-846 8260C	12/22/11	12/22/11 9:52	MFF
trans-1,2-Dichloroethylene	ND	0.0027	mg/Kg dry	1		SW-846 8260C	12/22/11	12/22/11 9:52	MFF
1,2-Dichloropropane	ND	0.0027	mg/Kg dry	1		SW-846 8260C	12/22/11	12/22/11 9:52	MFF
1,3-Dichloropropane	ND	0.0013	mg/Kg dry	1		SW-846 8260C	12/22/11	12/22/11 9:52	MFF
2,2-Dichloropropane	ND	0.0027	mg/Kg dry	1		SW-846 8260C	12/22/11	12/22/11 9:52	MFF
1,1-Dichloropropene	ND	0.0027	mg/Kg dry	1		SW-846 8260C	12/22/11	12/22/11 9:52	MFF
cis-1,3-Dichloropropene	ND	0.0013	mg/Kg dry	1		SW-846 8260C	12/22/11	12/22/11 9:52	MFF
trans-1,3-Dichloropropene	ND	0.0013	mg/Kg dry	1		SW-846 8260C	12/22/11	12/22/11 9:52	MFF
Ethylbenzene	ND	0.0027	mg/Kg dry	1		SW-846 8260C	12/22/11	12/22/11 9:52	MFF
Hexachlorobutadiene	ND	0.0027	mg/Kg dry	1		SW-846 8260C	12/22/11	12/22/11 9:52	MFF
2-Hexanone (MBK)	ND	0.027	mg/Kg dry	1		SW-846 8260C	12/22/11	12/22/11 9:52	MFF
Isopropylbenzene (Cumene)	ND	0.0027	mg/Kg dry	1		SW-846 8260C	12/22/11	12/22/11 9:52	MFF

con-test® ANALYTICAL LABORATORY

39 Spruce Street * East Longmeadow, MA 01028 * FAX 413/525-6405 * TEL. 413/525-2332

Project Location: 25 SKinner Street | Sample Description: | Work Order: 11L0797

Date Received: 12/21/2011

Field Sample #: B-101 5ft | Sampled: 12/21/2011 09:30

Sample ID: 11L0797-03

Sample Matrix: Soil

Volatile Organic Compounds by GC/MS

Analyte	Results	RL	Units	Dilution	Flag	Method	Date Prepared	Date/Time Analyzed	Analyst
p-Isopropyltoluene (p-Cymene)	ND	0.0027	mg/Kg dry	1		SW-846 8260C	12/22/11	12/22/11 9:52	MFF
Methyl tert-Butyl Ether (MTBE)	ND	0.0054	mg/Kg dry	1		SW-846 8260C	12/22/11	12/22/11 9:52	MFF
Methylene Chloride	ND	0.027	mg/Kg dry	1		SW-846 8260C	12/22/11	12/22/11 9:52	MFF
4-Methyl-2-pentanone (MIBK)	ND	0.027	mg/Kg dry	1		SW-846 8260C	12/22/11	12/22/11 9:52	MFF
Naphthalene	ND	0.0054	mg/Kg dry	1	MS-07A	SW-846 8260C	12/22/11	12/22/11 9:52	MFF
n-Propylbenzene	ND	0.0027	mg/Kg dry	1		SW-846 8260C	12/22/11	12/22/11 9:52	MFF
Styrene	ND	0.0027	mg/Kg dry	1		SW-846 8260C	12/22/11	12/22/11 9:52	MFF
1,1,1,2-Tetrachloroethane	ND	0.0027	mg/Kg dry	1		SW-846 8260C	12/22/11	12/22/11 9:52	MFF
1,1,2,2-Tetrachloroethane	ND	0.0013	mg/Kg dry	1		SW-846 8260C	12/22/11	12/22/11 9:52	MFF
Tetrachloroethylene	0.0039	0.0027	mg/Kg dry	1		SW-846 8260C	12/22/11	12/22/11 9:52	MFF
Tetrahydrofuran	ND	0.013	mg/Kg dry	1	V-16	SW-846 8260C	12/22/11	12/22/11 9:52	MFF
Toluene	ND	0.0027	mg/Kg dry	1		SW-846 8260C	12/22/11	12/22/11 9:52	MFF
1,2,3-Trichlorobenzene	ND	0.0027	mg/Kg dry	1	MS-07A	SW-846 8260C	12/22/11	12/22/11 9:52	MFF
1,2,4-Trichlorobenzene	ND	0.0027	mg/Kg dry	1		SW-846 8260C	12/22/11	12/22/11 9:52	MFF
1,1,1-Trichloroethane	ND	0.0027	mg/Kg dry	1		SW-846 8260C	12/22/11	12/22/11 9:52	MFF
1,1,2-Trichloroethane	ND	0.0027	mg/Kg dry	1		SW-846 8260C	12/22/11	12/22/11 9:52	MFF
Trichloroethylene	ND	0.0027	mg/Kg dry	1		SW-846 8260C	12/22/11	12/22/11 9:52	MFF
Trichlorofluoromethane (Freon 11)	ND	0.013	mg/Kg dry	1		SW-846 8260C	12/22/11	12/22/11 9:52	MFF
1,2,3-Trichloropropane	ND	0.0027	mg/Kg dry	1		SW-846 8260C	12/22/11	12/22/11 9:52	MFF
1,1,2-Trichloro-1,2,2-trifluoroethane (Freon 113)	ND	0.013	mg/Kg dry	1		SW-846 8260C	12/22/11	12/22/11 9:52	MFF
1,2,4-Trimethylbenzene	ND	0.0027	mg/Kg dry	1		SW-846 8260C	12/22/11	12/22/11 9:52	MFF
1,3,5-Trimethylbenzene	ND	0.0027	mg/Kg dry	1		SW-846 8260C	12/22/11	12/22/11 9:52	MFF
Vinyl Chloride	ND	0.013	mg/Kg dry	1		SW-846 8260C	12/22/11	12/22/11 9:52	MFF
m+p Xylene	ND	0.0054	mg/Kg dry	1		SW-846 8260C	12/22/11	12/22/11 9:52	MFF
o-Xylene	ND	0.0027	mg/Kg dry	1		SW-846 8260C	12/22/11	12/22/11 9:52	MFF

Surrogates	% Recovery	Recovery Limits	Flag	
1,2-Dichloroethane-d4	100	70-130		12/22/11 9:52
Toluene-d8	95.8	70-130		12/22/11 9:52
4-Bromofluorobenzene	80.3	70-130		12/22/11 9:52

con-test® ANALYTICAL LABORATORY

39 Spruce Street * East Longmeadow, MA 01028 * FAX 413/525-6405 * TEL. 413/525-2332

Project Location: 25 SKinner Street | Sample Description: | Work Order: 11L0797

Date Received: 12/21/2011

Field Sample #: B-101 5ft | Sampled: 12/21/2011 09:30

Sample ID: 11L0797-03

Sample Matrix: Soil

Semivolatile Organic Compounds by GC/MS

Analyte	Results	RL	Units	Dilution	Flag	Method	Date Prepared	Date/Time Analyzed	Analyst
Acenaphthene	ND	0.23	mg/Kg dry	1		SW-846 8270D	12/22/11	12/23/11 23:16	CDT
Acenaphthylene	ND	0.23	mg/Kg dry	1		SW-846 8270D	12/22/11	12/23/11 23:16	CDT
Anthracene	ND	0.23	mg/Kg dry	1		SW-846 8270D	12/22/11	12/23/11 23:16	CDT
Benzo(a)anthracene	0.42	0.23	mg/Kg dry	1		SW-846 8270D	12/22/11	12/23/11 23:16	CDT
Benzo(a)pyrene	0.50	0.23	mg/Kg dry	1		SW-846 8270D	12/22/11	12/23/11 23:16	CDT
Benzo(b)fluoranthene	0.63	0.23	mg/Kg dry	1		SW-846 8270D	12/22/11	12/23/11 23:16	CDT
Benzo(g,h,i)perylene	0.47	0.23	mg/Kg dry	1		SW-846 8270D	12/22/11	12/23/11 23:16	CDT
Benzo(k)fluoranthene	0.24	0.23	mg/Kg dry	1		SW-846 8270D	12/22/11	12/23/11 23:16	CDT
Chrysene	0.63	0.23	mg/Kg dry	1		SW-846 8270D	12/22/11	12/23/11 23:16	CDT
Dibenz(a,h)anthracene	ND	0.23	mg/Kg dry	1		SW-846 8270D	12/22/11	12/23/11 23:16	CDT
Fluoranthene	0.82	0.23	mg/Kg dry	1		SW-846 8270D	12/22/11	12/23/11 23:16	CDT
Fluorene	ND	0.23	mg/Kg dry	1		SW-846 8270D	12/22/11	12/23/11 23:16	CDT
Indeno(1,2,3-cd)pyrene	0.46	0.23	mg/Kg dry	1		SW-846 8270D	12/22/11	12/23/11 23:16	CDT
2-Methylnaphthalene	ND	0.23	mg/Kg dry	1		SW-846 8270D	12/22/11	12/23/11 23:16	CDT
Naphthalene	ND	0.23	mg/Kg dry	1		SW-846 8270D	12/22/11	12/23/11 23:16	CDT
Phenanthrene	0.42	0.23	mg/Kg dry	1		SW-846 8270D	12/22/11	12/23/11 23:16	CDT
Pyrene	1.3	0.23	mg/Kg dry	1	V-06	SW-846 8270D	12/22/11	12/23/11 23:16	CDT

Surrogates	% Recovery	Recovery Limits	Flag	
Nitrobenzene-d5	74.1	30-130		12/23/11 23:16
2-Fluorobiphenyl	63.8	30-130		12/23/11 23:16
Terphenyl-d14	74.9	30-130		12/23/11 23:16

39 Spruce Street * East Longmeadow, MA 01028 * FAX 413/525-6405 * TEL. 413/525-2332

Project Location: 25 SKinner Street
Sample Description:
Work Order: 11L0797

Date Received: 12/21/2011

Field Sample #: B-101 5ft
Sampled: 12/21/2011 09:30

Sample ID: 11L0797-03

Sample Matrix: Soil

Petroleum Hydrocarbons Analyses

Analyte	Results	RL	Units	Dilution	Flag	Method	Date Prepared	Date/Time Analyzed	Analyst
CT ETPH	48	13	mg/Kg dry	1		CTDEP ETPH	12/22/11	12/27/11 16:28	SCS

Surrogates	% Recovery	Recovery Limits	Flag	
o-Terphenyl	72.3	50-150		12/27/11 16:28

39 Spruce Street * East Longmeadow, MA 01028 * FAX 413/525-6405 * TEL. 413/525-2332

Project Location: 25 SKinner Street
Sample Description:
Work Order: 11L0797

Date Received: 12/21/2011

Field Sample #: B-101 5ft
Sampled: 12/21/2011 09:30

Sample ID: 11L0797-03

Sample Matrix: Soil

Metals Analyses (Total)

Analyte	Results	RL	Units	Dilution	Flag	Method	Date Prepared	Date/Time Analyzed	Analyst
Antimony	6.1	3.3	mg/Kg dry	1	MS-07A	SW-846 6010C	12/23/11	12/27/11 10:53	OP
Arsenic	7.5	3.3	mg/Kg dry	1	R-04	SW-846 6010C	12/23/11	12/27/11 10:53	OP
Barium	69	3.3	mg/Kg dry	1		SW-846 6010C	12/23/11	12/27/11 10:53	OP
Beryllium	ND	0.33	mg/Kg dry	1		SW-846 6010C	12/23/11	12/27/11 10:53	OP
Cadmium	0.48	0.33	mg/Kg dry	1		SW-846 6010C	12/23/11	12/27/11 10:53	OP
Chromium	17	0.66	mg/Kg dry	1		SW-846 6010C	12/23/11	12/27/11 10:53	OP
Copper	300	0.66	mg/Kg dry	1	MS-19, R-02	SW-846 6010C	12/23/11	12/27/11 10:53	OP
Lead	170	0.99	mg/Kg dry	1		SW-846 6010C	12/23/11	12/27/11 10:53	OP
Mercury	0.15	0.033	mg/Kg dry	1		SW-846 7471B	12/23/11	12/27/11 12:09	AMR
Nickel	30	0.66	mg/Kg dry	1		SW-846 6010C	12/23/11	12/27/11 10:53	OP
Selenium	ND	6.6	mg/Kg dry	1		SW-846 6010C	12/23/11	12/27/11 10:53	OP
Silver	ND	0.66	mg/Kg dry	1		SW-846 6010C	12/23/11	12/27/11 10:53	OP
Thallium	ND	3.3	mg/Kg dry	1		SW-846 6010C	12/23/11	12/27/11 10:53	OP
Vanadium	33	1.3	mg/Kg dry	1		SW-846 6010C	12/23/11	12/27/11 10:53	OP
Zinc	260	1.3	mg/Kg dry	1	MS-19	SW-846 6010C	12/23/11	12/27/11 10:53	OP

39 Spruce Street * East Longmeadow, MA 01028 * FAX 413/525-6405 * TEL. 413/525-2332

Project Location: 25 SKinner Street
Sample Description:
Work Order: 11L0797

Date Received: 12/21/2011

Field Sample #: B-101 5ft
Sampled: 12/21/2011 09:30

Sample ID: 11L0797-03

Sample Matrix: Soil

Conventional Chemistry Parameters by EPA/APHA/SW-846 Methods (Total)

Analyte	Results	RL	Units	Dilution	Flag	Method	Date Prepared	Date/Time Analyzed	Analyst
% Solids	74.5		% Wt	1		SM 2540G	12/27/11	12/28/11 20:20	MPV

con-test® ANALYTICAL LABORATORY

39 Spruce Street * East Longmeadow, MA 01028 * FAX 413/525-6405 * TEL. 413/525-2332

Project Location: 25 SKinner Street | Sample Description: | Work Order: 11L0797

Date Received: 12/21/2011

Field Sample #: B-102 5ft | Sampled: 12/21/2011 10:00

Sample ID: 11L0797-04

Sample Matrix: Soil

Volatile Organic Compounds by GC/MS

Analyte	Results	RL	Units	Dilution	Flag	Method	Date Prepared	Date/Time Analyzed	Analyst
Acetone	ND	0.097	mg/Kg dry	1	V-16	SW-846 8260C	12/22/11	12/22/11 10:18	MFF
Acrylonitrile	ND	0.0058	mg/Kg dry	1		SW-846 8260C	12/22/11	12/22/11 10:18	MFF
Benzene	ND	0.0019	mg/Kg dry	1		SW-846 8260C	12/22/11	12/22/11 10:18	MFF
Bromobenzene	ND	0.0019	mg/Kg dry	1		SW-846 8260C	12/22/11	12/22/11 10:18	MFF
Bromodichloromethane	ND	0.0019	mg/Kg dry	1		SW-846 8260C	12/22/11	12/22/11 10:18	MFF
Bromoform	ND	0.0019	mg/Kg dry	1		SW-846 8260C	12/22/11	12/22/11 10:18	MFF
Bromomethane	ND	0.0097	mg/Kg dry	1		SW-846 8260C	12/22/11	12/22/11 10:18	MFF
2-Butanone (MEK)	ND	0.039	mg/Kg dry	1		SW-846 8260C	12/22/11	12/22/11 10:18	MFF
n-Butylbenzene	ND	0.0019	mg/Kg dry	1		SW-846 8260C	12/22/11	12/22/11 10:18	MFF
sec-Butylbenzene	ND	0.0019	mg/Kg dry	1		SW-846 8260C	12/22/11	12/22/11 10:18	MFF
tert-Butylbenzene	ND	0.0019	mg/Kg dry	1		SW-846 8260C	12/22/11	12/22/11 10:18	MFF
Carbon Disulfide	ND	0.0058	mg/Kg dry	1		SW-846 8260C	12/22/11	12/22/11 10:18	MFF
Carbon Tetrachloride	ND	0.0019	mg/Kg dry	1		SW-846 8260C	12/22/11	12/22/11 10:18	MFF
Chlorobenzene	ND	0.0019	mg/Kg dry	1		SW-846 8260C	12/22/11	12/22/11 10:18	MFF
Chlorodibromomethane	ND	0.00097	mg/Kg dry	1		SW-846 8260C	12/22/11	12/22/11 10:18	MFF
Chloroethane	ND	0.019	mg/Kg dry	1		SW-846 8260C	12/22/11	12/22/11 10:18	MFF
Chloroform	ND	0.0039	mg/Kg dry	1		SW-846 8260C	12/22/11	12/22/11 10:18	MFF
Chloromethane	ND	0.0097	mg/Kg dry	1		SW-846 8260C	12/22/11	12/22/11 10:18	MFF
2-Chlorotoluene	ND	0.0019	mg/Kg dry	1		SW-846 8260C	12/22/11	12/22/11 10:18	MFF
4-Chlorotoluene	ND	0.0019	mg/Kg dry	1		SW-846 8260C	12/22/11	12/22/11 10:18	MFF
1,2-Dibromo-3-chloropropane (DBCP)	ND	0.0019	mg/Kg dry	1		SW-846 8260C	12/22/11	12/22/11 10:18	MFF
1,2-Dibromoethane (EDB)	ND	0.00097	mg/Kg dry	1		SW-846 8260C	12/22/11	12/22/11 10:18	MFF
Dibromomethane	ND	0.0019	mg/Kg dry	1		SW-846 8260C	12/22/11	12/22/11 10:18	MFF
1,2-Dichlorobenzene	ND	0.0019	mg/Kg dry	1		SW-846 8260C	12/22/11	12/22/11 10:18	MFF
1,3-Dichlorobenzene	ND	0.0019	mg/Kg dry	1		SW-846 8260C	12/22/11	12/22/11 10:18	MFF
1,4-Dichlorobenzene	ND	0.0019	mg/Kg dry	1		SW-846 8260C	12/22/11	12/22/11 10:18	MFF
trans-1,4-Dichloro-2-butene	ND	0.0039	mg/Kg dry	1		SW-846 8260C	12/22/11	12/22/11 10:18	MFF
Dichlorodifluoromethane (Freon 12)	ND	0.019	mg/Kg dry	1		SW-846 8260C	12/22/11	12/22/11 10:18	MFF
1,1-Dichloroethane	ND	0.0019	mg/Kg dry	1		SW-846 8260C	12/22/11	12/22/11 10:18	MFF
1,2-Dichloroethane	ND	0.0019	mg/Kg dry	1		SW-846 8260C	12/22/11	12/22/11 10:18	MFF
1,1-Dichloroethylene	ND	0.0039	mg/Kg dry	1		SW-846 8260C	12/22/11	12/22/11 10:18	MFF
cis-1,2-Dichloroethylene	ND	0.0019	mg/Kg dry	1		SW-846 8260C	12/22/11	12/22/11 10:18	MFF
trans-1,2-Dichloroethylene	ND	0.0019	mg/Kg dry	1		SW-846 8260C	12/22/11	12/22/11 10:18	MFF
1,2-Dichloropropane	ND	0.0019	mg/Kg dry	1		SW-846 8260C	12/22/11	12/22/11 10:18	MFF
1,3-Dichloropropane	ND	0.00097	mg/Kg dry	1		SW-846 8260C	12/22/11	12/22/11 10:18	MFF
2,2-Dichloropropane	ND	0.0019	mg/Kg dry	1		SW-846 8260C	12/22/11	12/22/11 10:18	MFF
1,1-Dichloropropene	ND	0.0019	mg/Kg dry	1		SW-846 8260C	12/22/11	12/22/11 10:18	MFF
cis-1,3-Dichloropropene	ND	0.00097	mg/Kg dry	1		SW-846 8260C	12/22/11	12/22/11 10:18	MFF
trans-1,3-Dichloropropene	ND	0.00097	mg/Kg dry	1		SW-846 8260C	12/22/11	12/22/11 10:18	MFF
Ethylbenzene	ND	0.0019	mg/Kg dry	1		SW-846 8260C	12/22/11	12/22/11 10:18	MFF
Hexachlorobutadiene	ND	0.0019	mg/Kg dry	1		SW-846 8260C	12/22/11	12/22/11 10:18	MFF
2-Hexanone (MBK)	ND	0.019	mg/Kg dry	1		SW-846 8260C	12/22/11	12/22/11 10:18	MFF
Isopropylbenzene (Cumene)	ND	0.0019	mg/Kg dry	1		SW-846 8260C	12/22/11	12/22/11 10:18	MFF

con-test® ANALYTICAL LABORATORY

39 Spruce Street * East Longmeadow, MA 01028 * FAX 413/525-6405 * TEL. 413/525-2332

Project Location: 25 SKinner Street | Sample Description: | Work Order: 11L0797

Date Received: 12/21/2011

Field Sample #: B-102 5ft | Sampled: 12/21/2011 10:00

Sample ID: 11L0797-04

Sample Matrix: Soil

Volatile Organic Compounds by GC/MS

Analyte	Results	RL	Units	Dilution	Flag	Method	Date Prepared	Date/Time Analyzed	Analyst
p-Isopropyltoluene (p-Cymene)	ND	0.0019	mg/Kg dry	1		SW-846 8260C	12/22/11	12/22/11 10:18	MFF
Methyl tert-Butyl Ether (MTBE)	ND	0.0039	mg/Kg dry	1		SW-846 8260C	12/22/11	12/22/11 10:18	MFF
Methylene Chloride	ND	0.019	mg/Kg dry	1		SW-846 8260C	12/22/11	12/22/11 10:18	MFF
4-Methyl-2-pentanone (MIBK)	ND	0.019	mg/Kg dry	1		SW-846 8260C	12/22/11	12/22/11 10:18	MFF
Naphthalene	ND	0.0039	mg/Kg dry	1		SW-846 8260C	12/22/11	12/22/11 10:18	MFF
n-Propylbenzene	ND	0.0019	mg/Kg dry	1		SW-846 8260C	12/22/11	12/22/11 10:18	MFF
Styrene	ND	0.0019	mg/Kg dry	1		SW-846 8260C	12/22/11	12/22/11 10:18	MFF
1,1,1,2-Tetrachloroethane	ND	0.0019	mg/Kg dry	1		SW-846 8260C	12/22/11	12/22/11 10:18	MFF
1,1,2,2-Tetrachloroethane	ND	0.00097	mg/Kg dry	1		SW-846 8260C	12/22/11	12/22/11 10:18	MFF
Tetrachloroethylene	ND	0.0019	mg/Kg dry	1		SW-846 8260C	12/22/11	12/22/11 10:18	MFF
Tetrahydrofuran	ND	0.0097	mg/Kg dry	1	V-16	SW-846 8260C	12/22/11	12/22/11 10:18	MFF
Toluene	ND	0.0019	mg/Kg dry	1		SW-846 8260C	12/22/11	12/22/11 10:18	MFF
1,2,3-Trichlorobenzene	ND	0.0019	mg/Kg dry	1		SW-846 8260C	12/22/11	12/22/11 10:18	MFF
1,2,4-Trichlorobenzene	ND	0.0019	mg/Kg dry	1		SW-846 8260C	12/22/11	12/22/11 10:18	MFF
1,1,1-Trichloroethane	ND	0.0019	mg/Kg dry	1		SW-846 8260C	12/22/11	12/22/11 10:18	MFF
1,1,2-Trichloroethane	ND	0.0019	mg/Kg dry	1		SW-846 8260C	12/22/11	12/22/11 10:18	MFF
Trichloroethylene	ND	0.0019	mg/Kg dry	1		SW-846 8260C	12/22/11	12/22/11 10:18	MFF
Trichlorofluoromethane (Freon 11)	ND	0.0097	mg/Kg dry	1		SW-846 8260C	12/22/11	12/22/11 10:18	MFF
1,2,3-Trichloropropane	ND	0.0019	mg/Kg dry	1		SW-846 8260C	12/22/11	12/22/11 10:18	MFF
1,1,2-Trichloro-1,2,2-trifluoroethane (Freon 113)	ND	0.0097	mg/Kg dry	1		SW-846 8260C	12/22/11	12/22/11 10:18	MFF
1,2,4-Trimethylbenzene	ND	0.0019	mg/Kg dry	1		SW-846 8260C	12/22/11	12/22/11 10:18	MFF
1,3,5-Trimethylbenzene	ND	0.0019	mg/Kg dry	1		SW-846 8260C	12/22/11	12/22/11 10:18	MFF
Vinyl Chloride	ND	0.0097	mg/Kg dry	1		SW-846 8260C	12/22/11	12/22/11 10:18	MFF
m+p Xylene	ND	0.0039	mg/Kg dry	1		SW-846 8260C	12/22/11	12/22/11 10:18	MFF
o-Xylene	ND	0.0019	mg/Kg dry	1		SW-846 8260C	12/22/11	12/22/11 10:18	MFF

Surrogates	% Recovery	Recovery Limits	Flag	
1,2-Dichloroethane-d4	102	70-130		12/22/11 10:18
Toluene-d8	97.8	70-130		12/22/11 10:18
4-Bromofluorobenzene	83.1	70-130		12/22/11 10:18

con-test® ANALYTICAL LABORATORY

39 Spruce Street * East Longmeadow, MA 01028 * FAX 413/525-6405 * TEL. 413/525-2332

Project Location: 25 SKinner Street | Sample Description: | Work Order: 11L0797

Date Received: 12/21/2011

Field Sample #: B-102 5ft | Sampled: 12/21/2011 10:00

Sample ID: 11L0797-04

Sample Matrix: Soil

Semivolatile Organic Compounds by GC/MS

Analyte	Results	RL	Units	Dilution	Flag	Method	Date Prepared	Date/Time Analyzed	Analyst
Acenaphthene	ND	0.20	mg/Kg dry	1		SW-846 8270D	12/22/11	12/23/11 23:50	CDT
Acenaphthylene	ND	0.20	mg/Kg dry	1		SW-846 8270D	12/22/11	12/23/11 23:50	CDT
Anthracene	ND	0.20	mg/Kg dry	1		SW-846 8270D	12/22/11	12/23/11 23:50	CDT
Benzo(a)anthracene	0.27	0.20	mg/Kg dry	1		SW-846 8270D	12/22/11	12/23/11 23:50	CDT
Benzo(a)pyrene	0.28	0.20	mg/Kg dry	1		SW-846 8270D	12/22/11	12/23/11 23:50	CDT
Benzo(b)fluoranthene	0.34	0.20	mg/Kg dry	1		SW-846 8270D	12/22/11	12/23/11 23:50	CDT
Benzo(g,h,i)perylene	0.21	0.20	mg/Kg dry	1		SW-846 8270D	12/22/11	12/23/11 23:50	CDT
Benzo(k)fluoranthene	ND	0.20	mg/Kg dry	1		SW-846 8270D	12/22/11	12/23/11 23:50	CDT
Chrysene	0.37	0.20	mg/Kg dry	1		SW-846 8270D	12/22/11	12/23/11 23:50	CDT
Dibenz(a,h)anthracene	ND	0.20	mg/Kg dry	1		SW-846 8270D	12/22/11	12/23/11 23:50	CDT
Fluoranthene	0.38	0.20	mg/Kg dry	1		SW-846 8270D	12/22/11	12/23/11 23:50	CDT
Fluorene	ND	0.20	mg/Kg dry	1		SW-846 8270D	12/22/11	12/23/11 23:50	CDT
Indeno(1,2,3-cd)pyrene	ND	0.20	mg/Kg dry	1		SW-846 8270D	12/22/11	12/23/11 23:50	CDT
2-Methylnaphthalene	ND	0.20	mg/Kg dry	1		SW-846 8270D	12/22/11	12/23/11 23:50	CDT
Naphthalene	ND	0.20	mg/Kg dry	1		SW-846 8270D	12/22/11	12/23/11 23:50	CDT
Phenanthrene	0.25	0.20	mg/Kg dry	1		SW-846 8270D	12/22/11	12/23/11 23:50	CDT
Pyrene	0.57	0.20	mg/Kg dry	1	V-06	SW-846 8270D	12/22/11	12/23/11 23:50	CDT

Surrogates	% Recovery	Recovery Limits	Flag	
Nitrobenzene-d5	69.3	30-130		12/23/11 23:50
2-Fluorobiphenyl	60.2	30-130		12/23/11 23:50
Terphenyl-d14	66.2	30-130		12/23/11 23:50

39 Spruce Street * East Longmeadow, MA 01028 * FAX 413/525-6405 * TEL. 413/525-2332

Project Location: 25 SKinner Street
Sample Description:
Work Order: 11L0797

Date Received: 12/21/2011

Field Sample #: B-102 5ft
Sampled: 12/21/2011 10:00

Sample ID: 11L0797-04

Sample Matrix: Soil

Petroleum Hydrocarbons Analyses

Analyte	Results	RL	Units	Dilution	Flag	Method	Date Prepared	Date/Time Analyzed	Analyst
CT ETPH	290	59	mg/Kg dry	5		CTDEP ETPH	12/22/11	12/27/11 16:46	SCS

Surrogates	% Recovery	Recovery Limits	Flag		
o-Terphenyl	70.7	50-150			12/27/11 16:46

39 Spruce Street * East Longmeadow, MA 01028 * FAX 413/525-6405 * TEL. 413/525-2332

Project Location: 25 SKinner Street
Sample Description:
Work Order: 11L0797

Date Received: 12/21/2011

Field Sample #: B-102 5ft
Sampled: 12/21/2011 10:00

Sample ID: 11L0797-04

Sample Matrix: Soil

Metals Analyses (Total)

Analyte	Results	RL	Units	Dilution	Flag	Method	Date Prepared	Date/Time Analyzed	Analyst
Antimony	5.3	2.9	mg/Kg dry	1		SW-846 6010C	12/23/11	12/27/11 14:25	OP
Arsenic	ND	2.9	mg/Kg dry	1		SW-846 6010C	12/23/11	12/27/11 14:25	OP
Barium	110	2.9	mg/Kg dry	1		SW-846 6010C	12/23/11	12/27/11 14:25	OP
Beryllium	ND	0.29	mg/Kg dry	1		SW-846 6010C	12/23/11	12/27/11 14:25	OP
Cadmium	0.50	0.29	mg/Kg dry	1		SW-846 6010C	12/23/11	12/27/11 14:25	OP
Chromium	23	0.59	mg/Kg dry	1		SW-846 6010C	12/23/11	12/27/11 14:25	OP
Copper	520	0.59	mg/Kg dry	1		SW-846 6010C	12/23/11	12/27/11 14:25	OP
Lead	270	0.88	mg/Kg dry	1		SW-846 6010C	12/23/11	12/27/11 14:25	OP
Mercury	0.14	0.029	mg/Kg dry	1		SW-846 7471B	12/23/11	12/27/11 12:18	AMR
Nickel	21	0.59	mg/Kg dry	1		SW-846 6010C	12/23/11	12/27/11 14:25	OP
Selenium	ND	5.9	mg/Kg dry	1		SW-846 6010C	12/23/11	12/27/11 14:25	OP
Silver	ND	0.59	mg/Kg dry	1		SW-846 6010C	12/23/11	12/27/11 14:25	OP
Thallium	ND	2.9	mg/Kg dry	1		SW-846 6010C	12/23/11	12/27/11 14:25	OP
Vanadium	29	1.2	mg/Kg dry	1		SW-846 6010C	12/23/11	12/27/11 14:25	OP
Zinc	360	1.2	mg/Kg dry	1		SW-846 6010C	12/23/11	12/27/11 14:25	OP

39 Spruce Street * East Longmeadow, MA 01028 * FAX 413/525-6405 * TEL. 413/525-2332

Project Location: 25 SKinner Street
Sample Description:
Work Order: 11L0797

Date Received: 12/21/2011

Field Sample #: B-102 5ft
Sampled: 12/21/2011 10:00

Sample ID: 11L0797-04

Sample Matrix: Soil

Conventional Chemistry Parameters by EPA/APHA/SW-846 Methods (Total)

Analyte	Results	RL	Units	Dilution	Flag	Method	Date Prepared	Date/Time Analyzed	Analyst
% Solids	84.2		% Wt	1		SM 2540G	12/27/11	12/28/11 20:20	MPV

con-test® ANALYTICAL LABORATORY
39 Spruce Street * East Longmeadow, MA 01028 * FAX 413/525-6405 * TEL. 413/525-2332

Project Location: 25 SKinner Street | Sample Description: | Work Order: 11L0797

Date Received: 12/21/2011

Field Sample #: B-121 2.5ft | Sampled: 12/21/2011 10:40

Sample ID: 11L0797-05

Sample Matrix: Soil

Volatile Organic Compounds by GC/MS

Analyte	Results	RL	Units	Dilution	Flag	Method	Date Prepared	Date/Time Analyzed	Analyst
Acetone	ND	0.14	mg/Kg dry	1	V-16	SW-846 8260C	12/22/11	12/22/11 12:01	MFF
Acrylonitrile	ND	0.0086	mg/Kg dry	1		SW-846 8260C	12/22/11	12/22/11 12:01	MFF
Benzene	ND	0.0029	mg/Kg dry	1		SW-846 8260C	12/22/11	12/22/11 12:01	MFF
Bromobenzene	ND	0.0029	mg/Kg dry	1		SW-846 8260C	12/22/11	12/22/11 12:01	MFF
Bromodichloromethane	ND	0.0029	mg/Kg dry	1		SW-846 8260C	12/22/11	12/22/11 12:01	MFF
Bromoform	ND	0.0029	mg/Kg dry	1		SW-846 8260C	12/22/11	12/22/11 12:01	MFF
Bromomethane	ND	0.014	mg/Kg dry	1		SW-846 8260C	12/22/11	12/22/11 12:01	MFF
2-Butanone (MEK)	ND	0.057	mg/Kg dry	1		SW-846 8260C	12/22/11	12/22/11 12:01	MFF
n-Butylbenzene	ND	0.0029	mg/Kg dry	1		SW-846 8260C	12/22/11	12/22/11 12:01	MFF
sec-Butylbenzene	ND	0.0029	mg/Kg dry	1		SW-846 8260C	12/22/11	12/22/11 12:01	MFF
tert-Butylbenzene	ND	0.0029	mg/Kg dry	1		SW-846 8260C	12/22/11	12/22/11 12:01	MFF
Carbon Disulfide	ND	0.0086	mg/Kg dry	1		SW-846 8260C	12/22/11	12/22/11 12:01	MFF
Carbon Tetrachloride	ND	0.0029	mg/Kg dry	1		SW-846 8260C	12/22/11	12/22/11 12:01	MFF
Chlorobenzene	ND	0.0029	mg/Kg dry	1		SW-846 8260C	12/22/11	12/22/11 12:01	MFF
Chlorodibromomethane	ND	0.0014	mg/Kg dry	1		SW-846 8260C	12/22/11	12/22/11 12:01	MFF
Chloroethane	ND	0.029	mg/Kg dry	1		SW-846 8260C	12/22/11	12/22/11 12:01	MFF
Chloroform	ND	0.0057	mg/Kg dry	1		SW-846 8260C	12/22/11	12/22/11 12:01	MFF
Chloromethane	ND	0.014	mg/Kg dry	1		SW-846 8260C	12/22/11	12/22/11 12:01	MFF
2-Chlorotoluene	ND	0.0029	mg/Kg dry	1		SW-846 8260C	12/22/11	12/22/11 12:01	MFF
4-Chlorotoluene	ND	0.0029	mg/Kg dry	1		SW-846 8260C	12/22/11	12/22/11 12:01	MFF
1,2-Dibromo-3-chloropropane (DBCP)	ND	0.0029	mg/Kg dry	1		SW-846 8260C	12/22/11	12/22/11 12:01	MFF
1,2-Dibromoethane (EDB)	ND	0.0014	mg/Kg dry	1		SW-846 8260C	12/22/11	12/22/11 12:01	MFF
Dibromomethane	ND	0.0029	mg/Kg dry	1		SW-846 8260C	12/22/11	12/22/11 12:01	MFF
1,2-Dichlorobenzene	ND	0.0029	mg/Kg dry	1		SW-846 8260C	12/22/11	12/22/11 12:01	MFF
1,3-Dichlorobenzene	ND	0.0029	mg/Kg dry	1		SW-846 8260C	12/22/11	12/22/11 12:01	MFF
1,4-Dichlorobenzene	ND	0.0029	mg/Kg dry	1		SW-846 8260C	12/22/11	12/22/11 12:01	MFF
trans-1,4-Dichloro-2-butene	ND	0.0057	mg/Kg dry	1		SW-846 8260C	12/22/11	12/22/11 12:01	MFF
Dichlorodifluoromethane (Freon 12)	ND	0.029	mg/Kg dry	1		SW-846 8260C	12/22/11	12/22/11 12:01	MFF
1,1-Dichloroethane	ND	0.0029	mg/Kg dry	1		SW-846 8260C	12/22/11	12/22/11 12:01	MFF
1,2-Dichloroethane	ND	0.0029	mg/Kg dry	1		SW-846 8260C	12/22/11	12/22/11 12:01	MFF
1,1-Dichloroethylene	ND	0.0057	mg/Kg dry	1		SW-846 8260C	12/22/11	12/22/11 12:01	MFF
cis-1,2-Dichloroethylene	ND	0.0029	mg/Kg dry	1		SW-846 8260C	12/22/11	12/22/11 12:01	MFF
trans-1,2-Dichloroethylene	ND	0.0029	mg/Kg dry	1		SW-846 8260C	12/22/11	12/22/11 12:01	MFF
1,2-Dichloropropane	ND	0.0029	mg/Kg dry	1		SW-846 8260C	12/22/11	12/22/11 12:01	MFF
1,3-Dichloropropane	ND	0.0014	mg/Kg dry	1		SW-846 8260C	12/22/11	12/22/11 12:01	MFF
2,2-Dichloropropane	ND	0.0029	mg/Kg dry	1		SW-846 8260C	12/22/11	12/22/11 12:01	MFF
1,1-Dichloropropene	ND	0.0029	mg/Kg dry	1		SW-846 8260C	12/22/11	12/22/11 12:01	MFF
cis-1,3-Dichloropropene	ND	0.0014	mg/Kg dry	1		SW-846 8260C	12/22/11	12/22/11 12:01	MFF
trans-1,3-Dichloropropene	ND	0.0014	mg/Kg dry	1		SW-846 8260C	12/22/11	12/22/11 12:01	MFF
Ethylbenzene	ND	0.0029	mg/Kg dry	1		SW-846 8260C	12/22/11	12/22/11 12:01	MFF
Hexachlorobutadiene	ND	0.0029	mg/Kg dry	1		SW-846 8260C	12/22/11	12/22/11 12:01	MFF
2-Hexanone (MBK)	ND	0.029	mg/Kg dry	1		SW-846 8260C	12/22/11	12/22/11 12:01	MFF
Isopropylbenzene (Cumene)	ND	0.0029	mg/Kg dry	1		SW-846 8260C	12/22/11	12/22/11 12:01	MFF

con-test® ANALYTICAL LABORATORY

39 Spruce Street * East Longmeadow, MA 01028 * FAX 413/525-6405 * TEL. 413/525-2332

Project Location: 25 SKinner Street | Sample Description: | Work Order: 11L0797

Date Received: 12/21/2011

Field Sample #: B-121 2.5ft | Sampled: 12/21/2011 10:40

Sample ID: 11L0797-05

Sample Matrix: Soil

Volatile Organic Compounds by GC/MS

Analyte	Results	RL	Units	Dilution	Flag	Method	Date Prepared	Date/Time Analyzed	Analyst
p-Isopropyltoluene (p-Cymene)	ND	0.0029	mg/Kg dry	1		SW-846 8260C	12/22/11	12/22/11 12:01	MFF
Methyl tert-Butyl Ether (MTBE)	ND	0.0057	mg/Kg dry	1		SW-846 8260C	12/22/11	12/22/11 12:01	MFF
Methylene Chloride	ND	0.029	mg/Kg dry	1		SW-846 8260C	12/22/11	12/22/11 12:01	MFF
4-Methyl-2-pentanone (MIBK)	ND	0.029	mg/Kg dry	1		SW-846 8260C	12/22/11	12/22/11 12:01	MFF
Naphthalene	ND	0.0057	mg/Kg dry	1		SW-846 8260C	12/22/11	12/22/11 12:01	MFF
n-Propylbenzene	ND	0.0029	mg/Kg dry	1		SW-846 8260C	12/22/11	12/22/11 12:01	MFF
Styrene	ND	0.0029	mg/Kg dry	1		SW-846 8260C	12/22/11	12/22/11 12:01	MFF
1,1,1,2-Tetrachloroethane	ND	0.0029	mg/Kg dry	1		SW-846 8260C	12/22/11	12/22/11 12:01	MFF
1,1,2,2-Tetrachloroethane	ND	0.0014	mg/Kg dry	1		SW-846 8260C	12/22/11	12/22/11 12:01	MFF
Tetrachloroethylene	ND	0.0029	mg/Kg dry	1		SW-846 8260C	12/22/11	12/22/11 12:01	MFF
Tetrahydrofuran	ND	0.014	mg/Kg dry	1	V-16	SW-846 8260C	12/22/11	12/22/11 12:01	MFF
Toluene	ND	0.0029	mg/Kg dry	1		SW-846 8260C	12/22/11	12/22/11 12:01	MFF
1,2,3-Trichlorobenzene	ND	0.0029	mg/Kg dry	1		SW-846 8260C	12/22/11	12/22/11 12:01	MFF
1,2,4-Trichlorobenzene	ND	0.0029	mg/Kg dry	1		SW-846 8260C	12/22/11	12/22/11 12:01	MFF
1,1,1-Trichloroethane	ND	0.0029	mg/Kg dry	1		SW-846 8260C	12/22/11	12/22/11 12:01	MFF
1,1,2-Trichloroethane	ND	0.0029	mg/Kg dry	1		SW-846 8260C	12/22/11	12/22/11 12:01	MFF
Trichloroethylene	ND	0.0029	mg/Kg dry	1		SW-846 8260C	12/22/11	12/22/11 12:01	MFF
Trichlorofluoromethane (Freon 11)	ND	0.014	mg/Kg dry	1		SW-846 8260C	12/22/11	12/22/11 12:01	MFF
1,2,3-Trichloropropane	ND	0.0029	mg/Kg dry	1		SW-846 8260C	12/22/11	12/22/11 12:01	MFF
1,1,2-Trichloro-1,2,2-trifluoroethane (Freon 113)	ND	0.014	mg/Kg dry	1		SW-846 8260C	12/22/11	12/22/11 12:01	MFF
1,2,4-Trimethylbenzene	ND	0.0029	mg/Kg dry	1		SW-846 8260C	12/22/11	12/22/11 12:01	MFF
1,3,5-Trimethylbenzene	ND	0.0029	mg/Kg dry	1		SW-846 8260C	12/22/11	12/22/11 12:01	MFF
Vinyl Chloride	ND	0.014	mg/Kg dry	1		SW-846 8260C	12/22/11	12/22/11 12:01	MFF
m+p Xylene	ND	0.0057	mg/Kg dry	1		SW-846 8260C	12/22/11	12/22/11 12:01	MFF
o-Xylene	ND	0.0029	mg/Kg dry	1		SW-846 8260C	12/22/11	12/22/11 12:01	MFF

Surrogates	% Recovery	Recovery Limits	Flag	
1,2-Dichloroethane-d4	99.6	70-130		12/22/11 12:01
Toluene-d8	95.8	70-130		12/22/11 12:01
4-Bromofluorobenzene	79.8	70-130		12/22/11 12:01

con-test® ANALYTICAL LABORATORY

39 Spruce Street * East Longmeadow, MA 01028 * FAX 413/525-6405 * TEL. 413/525-2332

Project Location: 25 SKinner Street | Sample Description: | Work Order: 11L0797

Date Received: 12/21/2011

Field Sample #: B-121 2.5ft | Sampled: 12/21/2011 10:40

Sample ID: 11L0797-05

Sample Matrix: Soil

Semivolatile Organic Compounds by GC/MS

Analyte	Results	RL	Units	Dilution	Flag	Method	Date Prepared	Date/Time Analyzed	Analyst
Acenaphthene	ND	0.24	mg/Kg dry	1		SW-846 8270D	12/22/11	12/24/11 0:23	CDT
Acenaphthylene	ND	0.24	mg/Kg dry	1		SW-846 8270D	12/22/11	12/24/11 0:23	CDT
Anthracene	ND	0.24	mg/Kg dry	1		SW-846 8270D	12/22/11	12/24/11 0:23	CDT
Benzo(a)anthracene	ND	0.24	mg/Kg dry	1		SW-846 8270D	12/22/11	12/24/11 0:23	CDT
Benzo(a)pyrene	ND	0.24	mg/Kg dry	1		SW-846 8270D	12/22/11	12/24/11 0:23	CDT
Benzo(b)fluoranthene	ND	0.24	mg/Kg dry	1		SW-846 8270D	12/22/11	12/24/11 0:23	CDT
Benzo(g,h,i)perylene	ND	0.24	mg/Kg dry	1		SW-846 8270D	12/22/11	12/24/11 0:23	CDT
Benzo(k)fluoranthene	ND	0.24	mg/Kg dry	1		SW-846 8270D	12/22/11	12/24/11 0:23	CDT
Chrysene	ND	0.24	mg/Kg dry	1		SW-846 8270D	12/22/11	12/24/11 0:23	CDT
Dibenz(a,h)anthracene	ND	0.24	mg/Kg dry	1		SW-846 8270D	12/22/11	12/24/11 0:23	CDT
Fluoranthene	ND	0.24	mg/Kg dry	1		SW-846 8270D	12/22/11	12/24/11 0:23	CDT
Fluorene	ND	0.24	mg/Kg dry	1		SW-846 8270D	12/22/11	12/24/11 0:23	CDT
Indeno(1,2,3-cd)pyrene	ND	0.24	mg/Kg dry	1		SW-846 8270D	12/22/11	12/24/11 0:23	CDT
2-Methylnaphthalene	ND	0.24	mg/Kg dry	1		SW-846 8270D	12/22/11	12/24/11 0:23	CDT
Naphthalene	ND	0.24	mg/Kg dry	1		SW-846 8270D	12/22/11	12/24/11 0:23	CDT
Phenanthrene	ND	0.24	mg/Kg dry	1		SW-846 8270D	12/22/11	12/24/11 0:23	CDT
Pyrene	ND	0.24	mg/Kg dry	1	V-06	SW-846 8270D	12/22/11	12/24/11 0:23	CDT

Surrogates	% Recovery	Recovery Limits	Flag	
Nitrobenzene-d5	73.0	30-130		12/24/11 0:23
2-Fluorobiphenyl	67.3	30-130		12/24/11 0:23
Terphenyl-d14	84.3	30-130		12/24/11 0:23

39 Spruce Street * East Longmeadow, MA 01028 * FAX 413/525-6405 * TEL. 413/525-2332

Project Location: 25 SKinner Street
Sample Description:
Work Order: 11L0797

Date Received: 12/21/2011

Field Sample #: B-121 2.5ft
Sampled: 12/21/2011 10:40

Sample ID: 11L0797-05

Sample Matrix: Soil

Petroleum Hydrocarbons Analyses

Analyte	Results	RL	Units	Dilution	Flag	Method	Date Prepared	Date/Time Analyzed	Analyst
CT ETPH	51	14	mg/Kg dry	1		CTDEP ETPH	12/22/11	12/27/11 17:05	SCS

Surrogates	% Recovery	Recovery Limits	Flag	
o-Terphenyl	75.0	50-150		12/27/11 17:05

39 Spruce Street * East Longmeadow, MA 01028 * FAX 413/525-6405 * TEL. 413/525-2332

Project Location: 25 SKinner Street
Sample Description:
Work Order: 11L0797

Date Received: 12/21/2011

Field Sample #: B-121 2.5ft
Sampled: 12/21/2011 10:40

Sample ID: 11L0797-05

Sample Matrix: Soil

Metals Analyses (Total)

Analyte	Results	RL	Units	Dilution	Flag	Method	Date Prepared	Date/Time Analyzed	Analyst
Antimony	ND	3.4	mg/Kg dry	1		SW-846 6010C	12/22/11	12/22/11 21:12	OP
Arsenic	15	3.4	mg/Kg dry	1		SW-846 6010C	12/22/11	12/22/11 21:12	OP
Barium	18	3.4	mg/Kg dry	1		SW-846 6010C	12/22/11	12/22/11 21:12	OP
Beryllium	ND	0.34	mg/Kg dry	1		SW-846 6010C	12/22/11	12/22/11 21:12	OP
Cadmium	ND	0.34	mg/Kg dry	1		SW-846 6010C	12/22/11	12/22/11 21:12	OP
Chromium	8.5	0.68	mg/Kg dry	1		SW-846 6010C	12/22/11	12/22/11 21:12	OP
Copper	16	0.68	mg/Kg dry	1		SW-846 6010C	12/22/11	12/22/11 21:12	OP
Lead	8.1	1.0	mg/Kg dry	1		SW-846 6010C	12/22/11	12/22/11 21:12	OP
Mercury	0.043	0.035	mg/Kg dry	1		SW-846 7471B	12/23/11	12/27/11 12:19	AMR
Nickel	4.7	0.68	mg/Kg dry	1		SW-846 6010C	12/22/11	12/22/11 21:12	OP
Selenium	ND	6.8	mg/Kg dry	1		SW-846 6010C	12/22/11	12/22/11 21:12	OP
Silver	ND	0.68	mg/Kg dry	1		SW-846 6010C	12/22/11	12/22/11 21:12	OP
Thallium	ND	3.4	mg/Kg dry	1		SW-846 6010C	12/22/11	12/22/11 21:12	OP
Vanadium	32	1.4	mg/Kg dry	1		SW-846 6010C	12/22/11	12/22/11 21:12	OP
Zinc	42	1.4	mg/Kg dry	1		SW-846 6010C	12/22/11	12/22/11 21:12	OP

39 Spruce Street * East Longmeadow, MA 01028 * FAX 413/525-6405 * TEL. 413/525-2332

Project Location: 25 SKinner Street
Sample Description:
Work Order: 11L0797

Date Received: 12/21/2011

Field Sample #: B-121 2.5ft
Sampled: 12/21/2011 10:40

Sample ID: 11L0797-05

Sample Matrix: Soil

Conventional Chemistry Parameters by EPA/APHA/SW-846 Methods (Total)

Analyte	Results	RL	Units	Dilution	Flag	Method	Date Prepared	Date/Time Analyzed	Analyst
% Solids	71.6		% Wt	1		SM 2540G	12/27/11	12/28/11 20:20	MPV

con-test® ANALYTICAL LABORATORY

39 Spruce Street * East Longmeadow, MA 01028 * FAX 413/525-6405 * TEL. 413/525-2332

Project Location: 25 SKinner Street | Sample Description: | Work Order: 11L0797

Date Received: 12/21/2011

Field Sample #: B-103 3ft | Sampled: 12/21/2011 11:15

Sample ID: 11L0797-06

Sample Matrix: Soil

Volatile Organic Compounds by GC/MS

Analyte	Results	RL	Units	Dilution	Flag	Method	Date Prepared	Date/Time Analyzed	Analyst
Acetone	ND	0.087	mg/Kg dry	1	V-16	SW-846 8260C	12/26/11	12/26/11 14:43	MFF
Acetone	ND	0.12	mg/Kg dry	1	V-16	SW-846 8260C	12/22/11	12/22/11 12:26	MFF
Acrylonitrile	ND	0.0052	mg/Kg dry	1		SW-846 8260C	12/26/11	12/26/11 14:43	MFF
Acrylonitrile	ND	0.0071	mg/Kg dry	1		SW-846 8260C	12/22/11	12/22/11 12:26	MFF
Benzene	ND	0.0017	mg/Kg dry	1		SW-846 8260C	12/26/11	12/26/11 14:43	MFF
Benzene	ND	0.0024	mg/Kg dry	1		SW-846 8260C	12/22/11	12/22/11 12:26	MFF
Bromobenzene	ND	0.0024	mg/Kg dry	1		SW-846 8260C	12/22/11	12/22/11 12:26	MFF
Bromobenzene	ND	0.0017	mg/Kg dry	1		SW-846 8260C	12/26/11	12/26/11 14:43	MFF
Bromodichloromethane	ND	0.0024	mg/Kg dry	1		SW-846 8260C	12/22/11	12/22/11 12:26	MFF
Bromodichloromethane	ND	0.0017	mg/Kg dry	1		SW-846 8260C	12/26/11	12/26/11 14:43	MFF
Bromoform	ND	0.0024	mg/Kg dry	1		SW-846 8260C	12/22/11	12/22/11 12:26	MFF
Bromoform	ND	0.0017	mg/Kg dry	1		SW-846 8260C	12/26/11	12/26/11 14:43	MFF
Bromomethane	ND	0.012	mg/Kg dry	1		SW-846 8260C	12/22/11	12/22/11 12:26	MFF
Bromomethane	ND	0.0087	mg/Kg dry	1		SW-846 8260C	12/26/11	12/26/11 14:43	MFF
2-Butanone (MEK)	ND	0.035	mg/Kg dry	1		SW-846 8260C	12/26/11	12/26/11 14:43	MFF
2-Butanone (MEK)	ND	0.047	mg/Kg dry	1		SW-846 8260C	12/22/11	12/22/11 12:26	MFF
n-Butylbenzene	ND	0.0024	mg/Kg dry	1	V-17	SW-846 8260C	12/22/11	12/22/11 12:26	MFF
n-Butylbenzene	ND	0.0017	mg/Kg dry	1	V-17	SW-846 8260C	12/26/11	12/26/11 14:43	MFF
sec-Butylbenzene	ND	0.0024	mg/Kg dry	1	V-17	SW-846 8260C	12/22/11	12/22/11 12:26	MFF
sec-Butylbenzene	ND	0.0017	mg/Kg dry	1	V-17	SW-846 8260C	12/26/11	12/26/11 14:43	MFF
tert-Butylbenzene	ND	0.0024	mg/Kg dry	1	V-17	SW-846 8260C	12/22/11	12/22/11 12:26	MFF
tert-Butylbenzene	ND	0.0017	mg/Kg dry	1	V-17	SW-846 8260C	12/26/11	12/26/11 14:43	MFF
Carbon Disulfide	ND	0.0071	mg/Kg dry	1		SW-846 8260C	12/22/11	12/22/11 12:26	MFF
Carbon Disulfide	ND	0.0052	mg/Kg dry	1		SW-846 8260C	12/26/11	12/26/11 14:43	MFF
Carbon Tetrachloride	ND	0.0017	mg/Kg dry	1		SW-846 8260C	12/26/11	12/26/11 14:43	MFF
Carbon Tetrachloride	ND	0.0024	mg/Kg dry	1		SW-846 8260C	12/22/11	12/22/11 12:26	MFF
Chlorobenzene	0.018	0.0017	mg/Kg dry	1		SW-846 8260C	12/26/11	12/26/11 14:43	MFF
Chlorobenzene	0.035	0.0024	mg/Kg dry	1		SW-846 8260C	12/22/11	12/22/11 12:26	MFF
Chlorodibromomethane	ND	0.00087	mg/Kg dry	1		SW-846 8260C	12/26/11	12/26/11 14:43	MFF
Chlorodibromomethane	ND	0.0012	mg/Kg dry	1		SW-846 8260C	12/22/11	12/22/11 12:26	MFF
Chloroethane	ND	0.017	mg/Kg dry	1		SW-846 8260C	12/26/11	12/26/11 14:43	MFF
Chloroethane	ND	0.024	mg/Kg dry	1		SW-846 8260C	12/22/11	12/22/11 12:26	MFF
Chloroform	ND	0.0035	mg/Kg dry	1		SW-846 8260C	12/26/11	12/26/11 14:43	MFF
Chloroform	ND	0.0047	mg/Kg dry	1		SW-846 8260C	12/22/11	12/22/11 12:26	MFF
Chloromethane	ND	0.0087	mg/Kg dry	1		SW-846 8260C	12/26/11	12/26/11 14:43	MFF
Chloromethane	ND	0.012	mg/Kg dry	1		SW-846 8260C	12/22/11	12/22/11 12:26	MFF
2-Chlorotoluene	ND	0.0017	mg/Kg dry	1		SW-846 8260C	12/26/11	12/26/11 14:43	MFF
2-Chlorotoluene	ND	0.0024	mg/Kg dry	1		SW-846 8260C	12/22/11	12/22/11 12:26	MFF
4-Chlorotoluene	ND	0.0017	mg/Kg dry	1		SW-846 8260C	12/26/11	12/26/11 14:43	MFF
4-Chlorotoluene	ND	0.0024	mg/Kg dry	1		SW-846 8260C	12/22/11	12/22/11 12:26	MFF
1,2-Dibromo-3-chloropropane (DBCP)	ND	0.0017	mg/Kg dry	1	V-17	SW-846 8260C	12/26/11	12/26/11 14:43	MFF
1,2-Dibromo-3-chloropropane (DBCP)	ND	0.0024	mg/Kg dry	1	V-17	SW-846 8260C	12/22/11	12/22/11 12:26	MFF
1,2-Dibromoethane (EDB)	ND	0.00087	mg/Kg dry	1		SW-846 8260C	12/26/11	12/26/11 14:43	MFF

con-test® ANALYTICAL LABORATORY
39 Spruce Street * East Longmeadow, MA 01028 * FAX 413/525-6405 * TEL. 413/525-2332

Project Location: 25 SKinner Street | Sample Description: | Work Order: 11L0797

Date Received: 12/21/2011

Field Sample #: B-103 3ft | Sampled: 12/21/2011 11:15

Sample ID: 11L0797-06

Sample Matrix: Soil

Volatile Organic Compounds by GC/MS

Analyte	Results	RL	Units	Dilution	Flag	Method	Date Prepared	Date/Time Analyzed	Analyst
1,2-Dibromoethane (EDB)	ND	0.0012	mg/Kg dry	1		SW-846 8260C	12/22/11	12/22/11 12:26	MFF
Dibromomethane	ND	0.0017	mg/Kg dry	1		SW-846 8260C	12/26/11	12/26/11 14:43	MFF
Dibromomethane	ND	0.0024	mg/Kg dry	1		SW-846 8260C	12/22/11	12/22/11 12:26	MFF
1,2-Dichlorobenzene	ND	0.0017	mg/Kg dry	1	V-17	SW-846 8260C	12/26/11	12/26/11 14:43	MFF
1,2-Dichlorobenzene	ND	0.0024	mg/Kg dry	1	V-17	SW-846 8260C	12/22/11	12/22/11 12:26	MFF
1,3-Dichlorobenzene	ND	0.0017	mg/Kg dry	1	V-17	SW-846 8260C	12/26/11	12/26/11 14:43	MFF
1,3-Dichlorobenzene	ND	0.0024	mg/Kg dry	1	V-17	SW-846 8260C	12/22/11	12/22/11 12:26	MFF
1,4-Dichlorobenzene	ND	0.0017	mg/Kg dry	1	V-17	SW-846 8260C	12/26/11	12/26/11 14:43	MFF
1,4-Dichlorobenzene	ND	0.0024	mg/Kg dry	1	V-17	SW-846 8260C	12/22/11	12/22/11 12:26	MFF
trans-1,4-Dichloro-2-butene	ND	0.0047	mg/Kg dry	1		SW-846 8260C	12/22/11	12/22/11 12:26	MFF
trans-1,4-Dichloro-2-butene	ND	0.0035	mg/Kg dry	1		SW-846 8260C	12/26/11	12/26/11 14:43	MFF
Dichlorodifluoromethane (Freon 12)	ND	0.024	mg/Kg dry	1		SW-846 8260C	12/22/11	12/22/11 12:26	MFF
Dichlorodifluoromethane (Freon 12)	ND	0.017	mg/Kg dry	1		SW-846 8260C	12/26/11	12/26/11 14:43	MFF
1,1-Dichloroethane	ND	0.0017	mg/Kg dry	1		SW-846 8260C	12/26/11	12/26/11 14:43	MFF
1,1-Dichloroethane	ND	0.0024	mg/Kg dry	1		SW-846 8260C	12/22/11	12/22/11 12:26	MFF
1,2-Dichloroethane	ND	0.0017	mg/Kg dry	1		SW-846 8260C	12/26/11	12/26/11 14:43	MFF
1,2-Dichloroethane	ND	0.0024	mg/Kg dry	1		SW-846 8260C	12/22/11	12/22/11 12:26	MFF
1,1-Dichloroethylene	ND	0.0035	mg/Kg dry	1		SW-846 8260C	12/26/11	12/26/11 14:43	MFF
1,1-Dichloroethylene	ND	0.0047	mg/Kg dry	1		SW-846 8260C	12/22/11	12/22/11 12:26	MFF
cis-1,2-Dichloroethylene	ND	0.0017	mg/Kg dry	1		SW-846 8260C	12/26/11	12/26/11 14:43	MFF
cis-1,2-Dichloroethylene	ND	0.0024	mg/Kg dry	1		SW-846 8260C	12/22/11	12/22/11 12:26	MFF
trans-1,2-Dichloroethylene	ND	0.0024	mg/Kg dry	1		SW-846 8260C	12/22/11	12/22/11 12:26	MFF
trans-1,2-Dichloroethylene	ND	0.0017	mg/Kg dry	1		SW-846 8260C	12/26/11	12/26/11 14:43	MFF
1,2-Dichloropropane	ND	0.0017	mg/Kg dry	1		SW-846 8260C	12/26/11	12/26/11 14:43	MFF
1,2-Dichloropropane	ND	0.0024	mg/Kg dry	1		SW-846 8260C	12/22/11	12/22/11 12:26	MFF
1,3-Dichloropropane	ND	0.00087	mg/Kg dry	1		SW-846 8260C	12/26/11	12/26/11 14:43	MFF
1,3-Dichloropropane	ND	0.0012	mg/Kg dry	1		SW-846 8260C	12/22/11	12/22/11 12:26	MFF
2,2-Dichloropropane	ND	0.0017	mg/Kg dry	1		SW-846 8260C	12/26/11	12/26/11 14:43	MFF
2,2-Dichloropropane	ND	0.0024	mg/Kg dry	1		SW-846 8260C	12/22/11	12/22/11 12:26	MFF
1,1-Dichloropropene	ND	0.0017	mg/Kg dry	1		SW-846 8260C	12/26/11	12/26/11 14:43	MFF
1,1-Dichloropropene	ND	0.0024	mg/Kg dry	1		SW-846 8260C	12/22/11	12/22/11 12:26	MFF
cis-1,3-Dichloropropene	ND	0.00087	mg/Kg dry	1		SW-846 8260C	12/26/11	12/26/11 14:43	MFF
cis-1,3-Dichloropropene	ND	0.0012	mg/Kg dry	1		SW-846 8260C	12/22/11	12/22/11 12:26	MFF
trans-1,3-Dichloropropene	ND	0.0012	mg/Kg dry	1		SW-846 8260C	12/22/11	12/22/11 12:26	MFF
trans-1,3-Dichloropropene	ND	0.00087	mg/Kg dry	1		SW-846 8260C	12/26/11	12/26/11 14:43	MFF
Ethylbenzene	ND	0.0024	mg/Kg dry	1		SW-846 8260C	12/22/11	12/22/11 12:26	MFF
Ethylbenzene	ND	0.0017	mg/Kg dry	1		SW-846 8260C	12/26/11	12/26/11 14:43	MFF
Hexachlorobutadiene	ND	0.0024	mg/Kg dry	1	V-17	SW-846 8260C	12/22/11	12/22/11 12:26	MFF
Hexachlorobutadiene	ND	0.0017	mg/Kg dry	1	V-17	SW-846 8260C	12/26/11	12/26/11 14:43	MFF
2-Hexanone (MBK)	ND	0.017	mg/Kg dry	1		SW-846 8260C	12/26/11	12/26/11 14:43	MFF
2-Hexanone (MBK)	ND	0.024	mg/Kg dry	1		SW-846 8260C	12/22/11	12/22/11 12:26	MFF
Isopropylbenzene (Cumene)	ND	0.0024	mg/Kg dry	1		SW-846 8260C	12/22/11	12/22/11 12:26	MFF
Isopropylbenzene (Cumene)	ND	0.0017	mg/Kg dry	1		SW-846 8260C	12/26/11	12/26/11 14:43	MFF

con-test® ANALYTICAL LABORATORY
39 Spruce Street * East Longmeadow, MA 01028 * FAX 413/525-6405 * TEL. 413/525-2332

Project Location: 25 SKinner Street | Sample Description: | Work Order: 11L0797

Date Received: 12/21/2011

Field Sample #: B-103 3ft | Sampled: 12/21/2011 11:15

Sample ID: 11L0797-06

Sample Matrix: Soil

Volatile Organic Compounds by GC/MS

Analyte	Results	RL	Units	Dilution	Flag	Method	Date Prepared	Date/Time Analyzed	Analyst
p-Isopropyltoluene (p-Cymene)	ND	0.0024	mg/Kg dry	1	V-17	SW-846 8260C	12/22/11	12/22/11 12:26	MFF
p-Isopropyltoluene (p-Cymene)	ND	0.0017	mg/Kg dry	1	V-17	SW-846 8260C	12/26/11	12/26/11 14:43	MFF
Methyl tert-Butyl Ether (MTBE)	ND	0.0047	mg/Kg dry	1		SW-846 8260C	12/22/11	12/22/11 12:26	MFF
Methyl tert-Butyl Ether (MTBE)	ND	0.0035	mg/Kg dry	1		SW-846 8260C	12/26/11	12/26/11 14:43	MFF
Methylene Chloride	ND	0.024	mg/Kg dry	1		SW-846 8260C	12/22/11	12/22/11 12:26	MFF
Methylene Chloride	ND	0.017	mg/Kg dry	1		SW-846 8260C	12/26/11	12/26/11 14:43	MFF
4-Methyl-2-pentanone (MIBK)	ND	0.017	mg/Kg dry	1		SW-846 8260C	12/26/11	12/26/11 14:43	MFF
4-Methyl-2-pentanone (MIBK)	ND	0.024	mg/Kg dry	1		SW-846 8260C	12/22/11	12/22/11 12:26	MFF
Naphthalene	ND	0.0047	mg/Kg dry	1	V-17	SW-846 8260C	12/22/11	12/22/11 12:26	MFF
Naphthalene	ND	0.0035	mg/Kg dry	1	V-17	SW-846 8260C	12/26/11	12/26/11 14:43	MFF
n-Propylbenzene	ND	0.0024	mg/Kg dry	1		SW-846 8260C	12/22/11	12/22/11 12:26	MFF
n-Propylbenzene	ND	0.0017	mg/Kg dry	1		SW-846 8260C	12/26/11	12/26/11 14:43	MFF
Styrene	ND	0.0024	mg/Kg dry	1		SW-846 8260C	12/22/11	12/22/11 12:26	MFF
Styrene	ND	0.0017	mg/Kg dry	1		SW-846 8260C	12/26/11	12/26/11 14:43	MFF
1,1,1,2-Tetrachloroethane	ND	0.0017	mg/Kg dry	1		SW-846 8260C	12/26/11	12/26/11 14:43	MFF
1,1,1,2-Tetrachloroethane	ND	0.0024	mg/Kg dry	1		SW-846 8260C	12/22/11	12/22/11 12:26	MFF
1,1,2,2-Tetrachloroethane	ND	0.00087	mg/Kg dry	1		SW-846 8260C	12/26/11	12/26/11 14:43	MFF
1,1,2,2-Tetrachloroethane	ND	0.0012	mg/Kg dry	1		SW-846 8260C	12/22/11	12/22/11 12:26	MFF
Tetrachloroethylene	ND	0.0024	mg/Kg dry	1		SW-846 8260C	12/22/11	12/22/11 12:26	MFF
Tetrachloroethylene	ND	0.0017	mg/Kg dry	1		SW-846 8260C	12/26/11	12/26/11 14:43	MFF
Tetrahydrofuran	ND	0.012	mg/Kg dry	1	V-16	SW-846 8260C	12/22/11	12/22/11 12:26	MFF
Tetrahydrofuran	ND	0.0087	mg/Kg dry	1	V-16	SW-846 8260C	12/26/11	12/26/11 14:43	MFF
Toluene	ND	0.0024	mg/Kg dry	1		SW-846 8260C	12/22/11	12/22/11 12:26	MFF
Toluene	ND	0.0017	mg/Kg dry	1		SW-846 8260C	12/26/11	12/26/11 14:43	MFF
1,2,3-Trichlorobenzene	ND	0.0017	mg/Kg dry	1	V-17	SW-846 8260C	12/26/11	12/26/11 14:43	MFF
1,2,3-Trichlorobenzene	ND	0.0024	mg/Kg dry	1	V-17	SW-846 8260C	12/22/11	12/22/11 12:26	MFF
1,2,4-Trichlorobenzene	ND	0.0017	mg/Kg dry	1	V-17	SW-846 8260C	12/26/11	12/26/11 14:43	MFF
1,2,4-Trichlorobenzene	ND	0.0024	mg/Kg dry	1	V-17	SW-846 8260C	12/22/11	12/22/11 12:26	MFF
1,1,1-Trichloroethane	ND	0.0017	mg/Kg dry	1		SW-846 8260C	12/26/11	12/26/11 14:43	MFF
1,1,1-Trichloroethane	ND	0.0024	mg/Kg dry	1		SW-846 8260C	12/22/11	12/22/11 12:26	MFF
1,1,2-Trichloroethane	ND	0.0017	mg/Kg dry	1		SW-846 8260C	12/26/11	12/26/11 14:43	MFF
1,1,2-Trichloroethane	ND	0.0024	mg/Kg dry	1		SW-846 8260C	12/22/11	12/22/11 12:26	MFF
Trichloroethylene	ND	0.0024	mg/Kg dry	1		SW-846 8260C	12/22/11	12/22/11 12:26	MFF
Trichloroethylene	ND	0.0017	mg/Kg dry	1		SW-846 8260C	12/26/11	12/26/11 14:43	MFF
Trichlorofluoromethane (Freon 11)	ND	0.012	mg/Kg dry	1		SW-846 8260C	12/22/11	12/22/11 12:26	MFF
Trichlorofluoromethane (Freon 11)	ND	0.0087	mg/Kg dry	1		SW-846 8260C	12/26/11	12/26/11 14:43	MFF
1,2,3-Trichloropropane	ND	0.0017	mg/Kg dry	1		SW-846 8260C	12/26/11	12/26/11 14:43	MFF
1,2,3-Trichloropropane	ND	0.0024	mg/Kg dry	1		SW-846 8260C	12/22/11	12/22/11 12:26	MFF
1,1,2-Trichloro-1,2,2-trifluoroethane (Freon 113)	ND	0.0087	mg/Kg dry	1		SW-846 8260C	12/26/11	12/26/11 14:43	MFF
1,1,2-Trichloro-1,2,2-trifluoroethane (Freon 113)	ND	0.012	mg/Kg dry	1		SW-846 8260C	12/22/11	12/22/11 12:26	MFF
1,2,4-Trimethylbenzene	ND	0.0017	mg/Kg dry	1	V-17	SW-846 8260C	12/26/11	12/26/11 14:43	MFF
1,2,4-Trimethylbenzene	ND	0.0024	mg/Kg dry	1	V-17	SW-846 8260C	12/22/11	12/22/11 12:26	MFF
1,3,5-Trimethylbenzene	ND	0.0017	mg/Kg dry	1		SW-846 8260C	12/26/11	12/26/11 14:43	MFF

con-test® ANALYTICAL LABORATORY

39 Spruce Street * East Longmeadow, MA 01028 * FAX 413/525-6405 * TEL. 413/525-2332

Project Location: 25 SKinner Street | Sample Description: | Work Order: 11L0797

Date Received: 12/21/2011

Field Sample #: B-103 3ft | Sampled: 12/21/2011 11:15

Sample ID: 11L0797-06

Sample Matrix: Soil

Volatile Organic Compounds by GC/MS

Analyte	Results	RL	Units	Dilution	Flag	Method	Date Prepared	Date/Time Analyzed	Analyst
1,3,5-Trimethylbenzene	ND	0.0024	mg/Kg dry	1		SW-846 8260C	12/22/11	12/22/11 12:26	MFF
Vinyl Chloride	ND	0.012	mg/Kg dry	1		SW-846 8260C	12/22/11	12/22/11 12:26	MFF
Vinyl Chloride	ND	0.0087	mg/Kg dry	1		SW-846 8260C	12/26/11	12/26/11 14:43	MFF
m+p Xylene	ND	0.0047	mg/Kg dry	1		SW-846 8260C	12/22/11	12/22/11 12:26	MFF
m+p Xylene	ND	0.0035	mg/Kg dry	1		SW-846 8260C	12/26/11	12/26/11 14:43	MFF
o-Xylene	ND	0.0024	mg/Kg dry	1		SW-846 8260C	12/22/11	12/22/11 12:26	MFF
o-Xylene	ND	0.0017	mg/Kg dry	1		SW-846 8260C	12/26/11	12/26/11 14:43	MFF

Surrogates	% Recovery	Recovery Limits	Flag	
1,2-Dichloroethane-d4	99.6	70-130		12/26/11 14:43
1,2-Dichloroethane-d4	104	70-130		12/22/11 12:26
Toluene-d8	93.6	70-130		12/22/11 12:26
Toluene-d8	94.0	70-130		12/26/11 14:43
4-Bromofluorobenzene	78.6	70-130		12/26/11 14:43
4-Bromofluorobenzene	76.2	70-130		12/22/11 12:26

con-test® ANALYTICAL LABORATORY

39 Spruce Street * East Longmeadow, MA 01028 * FAX 413/525-6405 * TEL. 413/525-2332

Project Location: 25 SKinner Street | Sample Description: | Work Order: 11L0797

Date Received: 12/21/2011

Field Sample #: B-103 3ft | Sampled: 12/21/2011 11:15

Sample ID: 11L0797-06

Sample Matrix: Soil

Semivolatile Organic Compounds by GC/MS

Analyte	Results	RL	Units	Dilution	Flag	Method	Date Prepared	Date/Time Analyzed	Analyst
Acenaphthene	ND	0.20	mg/Kg dry	1		SW-846 8270D	12/22/11	12/24/11 0:57	CDT
Acenaphthylene	ND	0.20	mg/Kg dry	1		SW-846 8270D	12/22/11	12/24/11 0:57	CDT
Anthracene	ND	0.20	mg/Kg dry	1		SW-846 8270D	12/22/11	12/24/11 0:57	CDT
Benzo(a)anthracene	ND	0.20	mg/Kg dry	1		SW-846 8270D	12/22/11	12/24/11 0:57	CDT
Benzo(a)pyrene	ND	0.20	mg/Kg dry	1		SW-846 8270D	12/22/11	12/24/11 0:57	CDT
Benzo(b)fluoranthene	ND	0.20	mg/Kg dry	1		SW-846 8270D	12/22/11	12/24/11 0:57	CDT
Benzo(g,h,i)perylene	ND	0.20	mg/Kg dry	1		SW-846 8270D	12/22/11	12/24/11 0:57	CDT
Benzo(k)fluoranthene	ND	0.20	mg/Kg dry	1		SW-846 8270D	12/22/11	12/24/11 0:57	CDT
Chrysene	ND	0.20	mg/Kg dry	1		SW-846 8270D	12/22/11	12/24/11 0:57	CDT
Dibenz(a,h)anthracene	ND	0.20	mg/Kg dry	1		SW-846 8270D	12/22/11	12/24/11 0:57	CDT
Fluoranthene	ND	0.20	mg/Kg dry	1		SW-846 8270D	12/22/11	12/24/11 0:57	CDT
Fluorene	ND	0.20	mg/Kg dry	1		SW-846 8270D	12/22/11	12/24/11 0:57	CDT
Indeno(1,2,3-cd)pyrene	ND	0.20	mg/Kg dry	1		SW-846 8270D	12/22/11	12/24/11 0:57	CDT
2-Methylnaphthalene	ND	0.20	mg/Kg dry	1		SW-846 8270D	12/22/11	12/24/11 0:57	CDT
Naphthalene	ND	0.20	mg/Kg dry	1		SW-846 8270D	12/22/11	12/24/11 0:57	CDT
Phenanthrene	ND	0.20	mg/Kg dry	1		SW-846 8270D	12/22/11	12/24/11 0:57	CDT
Pyrene	0.21	0.20	mg/Kg dry	1	V-06	SW-846 8270D	12/22/11	12/24/11 0:57	CDT

Surrogates	% Recovery	Recovery Limits	Flag	
Nitrobenzene-d5	59.1	30-130		12/24/11 0:57
2-Fluorobiphenyl	53.6	30-130		12/24/11 0:57
Terphenyl-d14	78.8	30-130		12/24/11 0:57

39 Spruce Street * East Longmeadow, MA 01028 * FAX 413/525-6405 * TEL. 413/525-2332

Project Location: 25 SKinner Street
Sample Description:
Work Order: 11L0797

Date Received: 12/21/2011

Field Sample #: B-103 3ft
Sampled: 12/21/2011 11:15

Sample ID: 11L0797-06

Sample Matrix: Soil

Petroleum Hydrocarbons Analyses

Analyte	Results	RL	Units	Dilution	Flag	Method	Date Prepared	Date/Time Analyzed	Analyst
CT ETPH	120	12	mg/Kg dry	1		CTDEP ETPH	12/22/11	12/27/11 17:23	SCS

Surrogates	% Recovery	Recovery Limits	Flag	
o-Terphenyl	69.1	50-150		12/27/11 17:23

con-test® ANALYTICAL LABORATORY

39 Spruce Street * East Longmeadow, MA 01028 * FAX 413/525-6405 * TEL. 413/525-2332

Project Location: 25 SKinner Street | Sample Description: | Work Order: 11L0797

Date Received: 12/21/2011

Field Sample #: B-103 3ft | Sampled: 12/21/2011 11:15

Sample ID: 11L0797-06

Sample Matrix: Soil

Metals Analyses (Total)

Analyte	Results	RL	Units	Dilution	Flag	Method	Date Prepared	Date/Time Analyzed	Analyst
Antimony	ND	2.9	mg/Kg dry	1		SW-846 6010C	12/22/11	12/22/11 21:16	OP
Arsenic	4.4	2.9	mg/Kg dry	1		SW-846 6010C	12/22/11	12/22/11 21:16	OP
Barium	42	2.9	mg/Kg dry	1		SW-846 6010C	12/22/11	12/22/11 21:16	OP
Beryllium	ND	0.29	mg/Kg dry	1		SW-846 6010C	12/22/11	12/22/11 21:16	OP
Cadmium	0.55	0.29	mg/Kg dry	1		SW-846 6010C	12/22/11	12/22/11 21:16	OP
Chromium	8.0	0.58	mg/Kg dry	1		SW-846 6010C	12/22/11	12/22/11 21:16	OP
Copper	270	0.58	mg/Kg dry	1		SW-846 6010C	12/22/11	12/22/11 21:16	OP
Lead	66	0.88	mg/Kg dry	1		SW-846 6010C	12/22/11	12/22/11 21:16	OP
Mercury	0.047	0.030	mg/Kg dry	1		SW-846 7471B	12/23/11	12/27/11 12:21	AMR
Nickel	11	0.58	mg/Kg dry	1		SW-846 6010C	12/22/11	12/22/11 21:16	OP
Selenium	ND	5.8	mg/Kg dry	1		SW-846 6010C	12/22/11	12/22/11 21:16	OP
Silver	ND	0.58	mg/Kg dry	1		SW-846 6010C	12/22/11	12/22/11 21:16	OP
Thallium	ND	2.9	mg/Kg dry	1		SW-846 6010C	12/22/11	12/22/11 21:16	OP
Vanadium	21	1.2	mg/Kg dry	1		SW-846 6010C	12/22/11	12/22/11 21:16	OP
Zinc	240	1.2	mg/Kg dry	1		SW-846 6010C	12/22/11	12/22/11 21:16	OP

39 Spruce Street * East Longmeadow, MA 01028 * FAX 413/525-6405 * TEL. 413/525-2332

Project Location: 25 SKinner Street
Sample Description:
Work Order: 11L0797

Date Received: 12/21/2011

Field Sample #: B-103 3ft
Sampled: 12/21/2011 11:15

Sample ID: 11L0797-06

Sample Matrix: Soil

Conventional Chemistry Parameters by EPA/APHA/SW-846 Methods (Total)

Analyte	Results	RL	Units	Dilution	Flag	Method	Date Prepared	Date/Time Analyzed	Analyst
% Solids	82.4		% Wt	1		SM 2540G	12/27/11	12/28/11 20:20	MPV

con-test® ANALYTICAL LABORATORY

39 Spruce Street * East Longmeadow, MA 01028 * FAX 413/525-6405 * TEL. 413/525-2332

Project Location: 25 SKinner Street | Sample Description: | Work Order: 11L0797

Date Received: 12/21/2011

Field Sample #: B-104 2.5ft | Sampled: 12/21/2011 11:45

Sample ID: 11L0797-07

Sample Matrix: Soil

Volatile Organic Compounds by GC/MS

Analyte	Results	RL	Units	Dilution	Flag	Method	Date Prepared	Date/Time Analyzed	Analyst
Acetone	ND	0.069	mg/Kg dry	1	V-16	SW-846 8260C	12/26/11	12/26/11 14:17	MFF
Acetone	ND	0.064	mg/Kg dry	1	V-16	SW-846 8260C	12/22/11	12/22/11 12:51	MFF
Acrylonitrile	ND	0.0042	mg/Kg dry	1		SW-846 8260C	12/26/11	12/26/11 14:17	MFF
Acrylonitrile	ND	0.0039	mg/Kg dry	1		SW-846 8260C	12/22/11	12/22/11 12:51	MFF
Benzene	ND	0.0014	mg/Kg dry	1		SW-846 8260C	12/26/11	12/26/11 14:17	MFF
Benzene	ND	0.0013	mg/Kg dry	1		SW-846 8260C	12/22/11	12/22/11 12:51	MFF
Bromobenzene	ND	0.0014	mg/Kg dry	1		SW-846 8260C	12/26/11	12/26/11 14:17	MFF
Bromobenzene	ND	0.0013	mg/Kg dry	1		SW-846 8260C	12/22/11	12/22/11 12:51	MFF
Bromodichloromethane	ND	0.0014	mg/Kg dry	1		SW-846 8260C	12/26/11	12/26/11 14:17	MFF
Bromodichloromethane	ND	0.0013	mg/Kg dry	1		SW-846 8260C	12/22/11	12/22/11 12:51	MFF
Bromoform	ND	0.0013	mg/Kg dry	1		SW-846 8260C	12/22/11	12/22/11 12:51	MFF
Bromoform	ND	0.0014	mg/Kg dry	1		SW-846 8260C	12/26/11	12/26/11 14:17	MFF
Bromomethane	ND	0.0064	mg/Kg dry	1		SW-846 8260C	12/22/11	12/22/11 12:51	MFF
Bromomethane	ND	0.0069	mg/Kg dry	1		SW-846 8260C	12/26/11	12/26/11 14:17	MFF
2-Butanone (MEK)	ND	0.028	mg/Kg dry	1		SW-846 8260C	12/26/11	12/26/11 14:17	MFF
2-Butanone (MEK)	ND	0.026	mg/Kg dry	1		SW-846 8260C	12/22/11	12/22/11 12:51	MFF
n-Butylbenzene	ND	0.0013	mg/Kg dry	1	V-17	SW-846 8260C	12/22/11	12/22/11 12:51	MFF
n-Butylbenzene	ND	0.0014	mg/Kg dry	1	V-17	SW-846 8260C	12/26/11	12/26/11 14:17	MFF
sec-Butylbenzene	ND	0.0013	mg/Kg dry	1	V-17	SW-846 8260C	12/22/11	12/22/11 12:51	MFF
sec-Butylbenzene	ND	0.0014	mg/Kg dry	1	V-17	SW-846 8260C	12/26/11	12/26/11 14:17	MFF
tert-Butylbenzene	ND	0.0013	mg/Kg dry	1	V-17	SW-846 8260C	12/22/11	12/22/11 12:51	MFF
tert-Butylbenzene	ND	0.0014	mg/Kg dry	1	V-17	SW-846 8260C	12/26/11	12/26/11 14:17	MFF
Carbon Disulfide	ND	0.0039	mg/Kg dry	1		SW-846 8260C	12/22/11	12/22/11 12:51	MFF
Carbon Disulfide	ND	0.0042	mg/Kg dry	1		SW-846 8260C	12/26/11	12/26/11 14:17	MFF
Carbon Tetrachloride	ND	0.0013	mg/Kg dry	1		SW-846 8260C	12/22/11	12/22/11 12:51	MFF
Carbon Tetrachloride	ND	0.0014	mg/Kg dry	1		SW-846 8260C	12/26/11	12/26/11 14:17	MFF
Chlorobenzene	ND	0.0013	mg/Kg dry	1		SW-846 8260C	12/22/11	12/22/11 12:51	MFF
Chlorobenzene	ND	0.0014	mg/Kg dry	1		SW-846 8260C	12/26/11	12/26/11 14:17	MFF
Chlorodibromomethane	ND	0.00064	mg/Kg dry	1		SW-846 8260C	12/22/11	12/22/11 12:51	MFF
Chlorodibromomethane	ND	0.00069	mg/Kg dry	1		SW-846 8260C	12/26/11	12/26/11 14:17	MFF
Chloroethane	ND	0.013	mg/Kg dry	1		SW-846 8260C	12/22/11	12/22/11 12:51	MFF
Chloroethane	ND	0.014	mg/Kg dry	1		SW-846 8260C	12/26/11	12/26/11 14:17	MFF
Chloroform	ND	0.0026	mg/Kg dry	1		SW-846 8260C	12/22/11	12/22/11 12:51	MFF
Chloroform	ND	0.0028	mg/Kg dry	1		SW-846 8260C	12/26/11	12/26/11 14:17	MFF
Chloromethane	ND	0.0064	mg/Kg dry	1		SW-846 8260C	12/22/11	12/22/11 12:51	MFF
Chloromethane	ND	0.0069	mg/Kg dry	1		SW-846 8260C	12/26/11	12/26/11 14:17	MFF
2-Chlorotoluene	ND	0.0014	mg/Kg dry	1		SW-846 8260C	12/26/11	12/26/11 14:17	MFF
2-Chlorotoluene	ND	0.0013	mg/Kg dry	1		SW-846 8260C	12/22/11	12/22/11 12:51	MFF
4-Chlorotoluene	ND	0.0014	mg/Kg dry	1		SW-846 8260C	12/26/11	12/26/11 14:17	MFF
4-Chlorotoluene	ND	0.0013	mg/Kg dry	1		SW-846 8260C	12/22/11	12/22/11 12:51	MFF
1,2-Dibromo-3-chloropropane (DBCP)	ND	0.0013	mg/Kg dry	1	V-17	SW-846 8260C	12/22/11	12/22/11 12:51	MFF
1,2-Dibromo-3-chloropropane (DBCP)	ND	0.0014	mg/Kg dry	1	V-17	SW-846 8260C	12/26/11	12/26/11 14:17	MFF
1,2-Dibromoethane (EDB)	ND	0.00064	mg/Kg dry	1		SW-846 8260C	12/22/11	12/22/11 12:51	MFF

con-test® ANALYTICAL LABORATORY
39 Spruce Street * East Longmeadow, MA 01028 * FAX 413/525-6405 * TEL. 413/525-2332

Project Location: 25 SKinner Street | Sample Description: | Work Order: 11L0797

Date Received: 12/21/2011

Field Sample #: B-104 2.5ft | Sampled: 12/21/2011 11:45

Sample ID: 11L0797-07

Sample Matrix: Soil

Volatile Organic Compounds by GC/MS

Analyte	Results	RL	Units	Dilution	Flag	Method	Date Prepared	Date/Time Analyzed	Analyst
1,2-Dibromoethane (EDB)	ND	0.00069	mg/Kg dry	1		SW-846 8260C	12/26/11	12/26/11 14:17	MFF
Dibromomethane	ND	0.0013	mg/Kg dry	1		SW-846 8260C	12/22/11	12/22/11 12:51	MFF
Dibromomethane	ND	0.0014	mg/Kg dry	1		SW-846 8260C	12/26/11	12/26/11 14:17	MFF
1,2-Dichlorobenzene	ND	0.0013	mg/Kg dry	1	V-17	SW-846 8260C	12/22/11	12/22/11 12:51	MFF
1,2-Dichlorobenzene	ND	0.0014	mg/Kg dry	1	V-17	SW-846 8260C	12/26/11	12/26/11 14:17	MFF
1,3-Dichlorobenzene	ND	0.0014	mg/Kg dry	1	V-17	SW-846 8260C	12/26/11	12/26/11 14:17	MFF
1,3-Dichlorobenzene	ND	0.0013	mg/Kg dry	1	V-17	SW-846 8260C	12/22/11	12/22/11 12:51	MFF
1,4-Dichlorobenzene	ND	0.0014	mg/Kg dry	1	V-17	SW-846 8260C	12/26/11	12/26/11 14:17	MFF
1,4-Dichlorobenzene	ND	0.0013	mg/Kg dry	1	V-17	SW-846 8260C	12/22/11	12/22/11 12:51	MFF
trans-1,4-Dichloro-2-butene	ND	0.0026	mg/Kg dry	1		SW-846 8260C	12/22/11	12/22/11 12:51	MFF
trans-1,4-Dichloro-2-butene	ND	0.0028	mg/Kg dry	1		SW-846 8260C	12/26/11	12/26/11 14:17	MFF
Dichlorodifluoromethane (Freon 12)	ND	0.013	mg/Kg dry	1		SW-846 8260C	12/22/11	12/22/11 12:51	MFF
Dichlorodifluoromethane (Freon 12)	ND	0.014	mg/Kg dry	1		SW-846 8260C	12/26/11	12/26/11 14:17	MFF
1,1-Dichloroethane	ND	0.0014	mg/Kg dry	1		SW-846 8260C	12/26/11	12/26/11 14:17	MFF
1,1-Dichloroethane	ND	0.0013	mg/Kg dry	1		SW-846 8260C	12/22/11	12/22/11 12:51	MFF
1,2-Dichloroethane	ND	0.0013	mg/Kg dry	1		SW-846 8260C	12/22/11	12/22/11 12:51	MFF
1,2-Dichloroethane	ND	0.0014	mg/Kg dry	1		SW-846 8260C	12/26/11	12/26/11 14:17	MFF
1,1-Dichloroethylene	ND	0.0028	mg/Kg dry	1		SW-846 8260C	12/26/11	12/26/11 14:17	MFF
1,1-Dichloroethylene	ND	0.0026	mg/Kg dry	1		SW-846 8260C	12/22/11	12/22/11 12:51	MFF
cis-1,2-Dichloroethylene	ND	0.0013	mg/Kg dry	1		SW-846 8260C	12/22/11	12/22/11 12:51	MFF
cis-1,2-Dichloroethylene	ND	0.0014	mg/Kg dry	1		SW-846 8260C	12/26/11	12/26/11 14:17	MFF
trans-1,2-Dichloroethylene	ND	0.0013	mg/Kg dry	1		SW-846 8260C	12/22/11	12/22/11 12:51	MFF
trans-1,2-Dichloroethylene	ND	0.0014	mg/Kg dry	1		SW-846 8260C	12/26/11	12/26/11 14:17	MFF
1,2-Dichloropropane	ND	0.0013	mg/Kg dry	1		SW-846 8260C	12/22/11	12/22/11 12:51	MFF
1,2-Dichloropropane	ND	0.0014	mg/Kg dry	1		SW-846 8260C	12/26/11	12/26/11 14:17	MFF
1,3-Dichloropropane	ND	0.00069	mg/Kg dry	1		SW-846 8260C	12/26/11	12/26/11 14:17	MFF
1,3-Dichloropropane	ND	0.00064	mg/Kg dry	1		SW-846 8260C	12/22/11	12/22/11 12:51	MFF
2,2-Dichloropropane	ND	0.0014	mg/Kg dry	1		SW-846 8260C	12/26/11	12/26/11 14:17	MFF
2,2-Dichloropropane	ND	0.0013	mg/Kg dry	1		SW-846 8260C	12/22/11	12/22/11 12:51	MFF
1,1-Dichloropropene	ND	0.0013	mg/Kg dry	1		SW-846 8260C	12/22/11	12/22/11 12:51	MFF
1,1-Dichloropropene	ND	0.0014	mg/Kg dry	1		SW-846 8260C	12/26/11	12/26/11 14:17	MFF
cis-1,3-Dichloropropene	ND	0.00064	mg/Kg dry	1		SW-846 8260C	12/22/11	12/22/11 12:51	MFF
cis-1,3-Dichloropropene	ND	0.00069	mg/Kg dry	1		SW-846 8260C	12/26/11	12/26/11 14:17	MFF
trans-1,3-Dichloropropene	ND	0.00064	mg/Kg dry	1		SW-846 8260C	12/22/11	12/22/11 12:51	MFF
trans-1,3-Dichloropropene	ND	0.00069	mg/Kg dry	1		SW-846 8260C	12/26/11	12/26/11 14:17	MFF
Ethylbenzene	ND	0.0013	mg/Kg dry	1		SW-846 8260C	12/22/11	12/22/11 12:51	MFF
Ethylbenzene	ND	0.0014	mg/Kg dry	1		SW-846 8260C	12/26/11	12/26/11 14:17	MFF
Hexachlorobutadiene	ND	0.0013	mg/Kg dry	1	V-17	SW-846 8260C	12/22/11	12/22/11 12:51	MFF
Hexachlorobutadiene	ND	0.0014	mg/Kg dry	1	V-17	SW-846 8260C	12/26/11	12/26/11 14:17	MFF
2-Hexanone (MBK)	ND	0.014	mg/Kg dry	1		SW-846 8260C	12/26/11	12/26/11 14:17	MFF
2-Hexanone (MBK)	ND	0.013	mg/Kg dry	1		SW-846 8260C	12/22/11	12/22/11 12:51	MFF
Isopropylbenzene (Cumene)	ND	0.0013	mg/Kg dry	1		SW-846 8260C	12/22/11	12/22/11 12:51	MFF
Isopropylbenzene (Cumene)	ND	0.0014	mg/Kg dry	1		SW-846 8260C	12/26/11	12/26/11 14:17	MFF

con-test® ANALYTICAL LABORATORY
39 Spruce Street * East Longmeadow, MA 01028 * FAX 413/525-6405 * TEL. 413/525-2332

Project Location: 25 SKinner Street | Sample Description: | Work Order: 11L0797

Date Received: 12/21/2011

Field Sample #: B-104 2.5ft | Sampled: 12/21/2011 11:45

Sample ID: 11L0797-07

Sample Matrix: Soil

Volatile Organic Compounds by GC/MS

Analyte	Results	RL	Units	Dilution	Flag	Method	Date Prepared	Date/Time Analyzed	Analyst
p-Isopropyltoluene (p-Cymene)	ND	0.0013	mg/Kg dry	1	V-17	SW-846 8260C	12/22/11	12/22/11 12:51	MFF
p-Isopropyltoluene (p-Cymene)	ND	0.0014	mg/Kg dry	1	V-17	SW-846 8260C	12/26/11	12/26/11 14:17	MFF
Methyl tert-Butyl Ether (MTBE)	ND	0.0026	mg/Kg dry	1		SW-846 8260C	12/22/11	12/22/11 12:51	MFF
Methyl tert-Butyl Ether (MTBE)	ND	0.0028	mg/Kg dry	1		SW-846 8260C	12/26/11	12/26/11 14:17	MFF
Methylene Chloride	ND	0.013	mg/Kg dry	1		SW-846 8260C	12/22/11	12/22/11 12:51	MFF
Methylene Chloride	ND	0.014	mg/Kg dry	1		SW-846 8260C	12/26/11	12/26/11 14:17	MFF
4-Methyl-2-pentanone (MIBK)	ND	0.014	mg/Kg dry	1		SW-846 8260C	12/26/11	12/26/11 14:17	MFF
4-Methyl-2-pentanone (MIBK)	ND	0.013	mg/Kg dry	1		SW-846 8260C	12/22/11	12/22/11 12:51	MFF
Naphthalene	ND	0.0026	mg/Kg dry	1	V-17	SW-846 8260C	12/22/11	12/22/11 12:51	MFF
Naphthalene	ND	0.0028	mg/Kg dry	1	V-17	SW-846 8260C	12/26/11	12/26/11 14:17	MFF
n-Propylbenzene	ND	0.0013	mg/Kg dry	1		SW-846 8260C	12/22/11	12/22/11 12:51	MFF
n-Propylbenzene	ND	0.0014	mg/Kg dry	1		SW-846 8260C	12/26/11	12/26/11 14:17	MFF
Styrene	ND	0.0013	mg/Kg dry	1		SW-846 8260C	12/22/11	12/22/11 12:51	MFF
Styrene	ND	0.0014	mg/Kg dry	1		SW-846 8260C	12/26/11	12/26/11 14:17	MFF
1,1,1,2-Tetrachloroethane	ND	0.0013	mg/Kg dry	1		SW-846 8260C	12/22/11	12/22/11 12:51	MFF
1,1,1,2-Tetrachloroethane	ND	0.0014	mg/Kg dry	1		SW-846 8260C	12/26/11	12/26/11 14:17	MFF
1,1,2,2-Tetrachloroethane	ND	0.00064	mg/Kg dry	1		SW-846 8260C	12/22/11	12/22/11 12:51	MFF
1,1,2,2-Tetrachloroethane	ND	0.00069	mg/Kg dry	1		SW-846 8260C	12/26/11	12/26/11 14:17	MFF
Tetrachloroethylene	ND	0.0013	mg/Kg dry	1		SW-846 8260C	12/22/11	12/22/11 12:51	MFF
Tetrachloroethylene	ND	0.0014	mg/Kg dry	1		SW-846 8260C	12/26/11	12/26/11 14:17	MFF
Tetrahydrofuran	ND	0.0064	mg/Kg dry	1	V-16	SW-846 8260C	12/22/11	12/22/11 12:51	MFF
Tetrahydrofuran	ND	0.0069	mg/Kg dry	1	V-16	SW-846 8260C	12/26/11	12/26/11 14:17	MFF
Toluene	ND	0.0013	mg/Kg dry	1		SW-846 8260C	12/22/11	12/22/11 12:51	MFF
Toluene	ND	0.0014	mg/Kg dry	1		SW-846 8260C	12/26/11	12/26/11 14:17	MFF
1,2,3-Trichlorobenzene	ND	0.0013	mg/Kg dry	1	V-17	SW-846 8260C	12/22/11	12/22/11 12:51	MFF
1,2,3-Trichlorobenzene	ND	0.0014	mg/Kg dry	1	V-17	SW-846 8260C	12/26/11	12/26/11 14:17	MFF
1,2,4-Trichlorobenzene	ND	0.0013	mg/Kg dry	1	V-17	SW-846 8260C	12/22/11	12/22/11 12:51	MFF
1,2,4-Trichlorobenzene	ND	0.0014	mg/Kg dry	1	V-17	SW-846 8260C	12/26/11	12/26/11 14:17	MFF
1,1,1-Trichloroethane	ND	0.0014	mg/Kg dry	1		SW-846 8260C	12/26/11	12/26/11 14:17	MFF
1,1,1-Trichloroethane	ND	0.0013	mg/Kg dry	1		SW-846 8260C	12/22/11	12/22/11 12:51	MFF
1,1,2-Trichloroethane	ND	0.0014	mg/Kg dry	1		SW-846 8260C	12/26/11	12/26/11 14:17	MFF
1,1,2-Trichloroethane	ND	0.0013	mg/Kg dry	1		SW-846 8260C	12/22/11	12/22/11 12:51	MFF
Trichloroethylene	ND	0.0013	mg/Kg dry	1		SW-846 8260C	12/22/11	12/22/11 12:51	MFF
Trichloroethylene	ND	0.0014	mg/Kg dry	1		SW-846 8260C	12/26/11	12/26/11 14:17	MFF
Trichlorofluoromethane (Freon 11)	0.0070	0.0064	mg/Kg dry	1		SW-846 8260C	12/22/11	12/22/11 12:51	MFF
Trichlorofluoromethane (Freon 11)	0.0091	0.0069	mg/Kg dry	1		SW-846 8260C	12/26/11	12/26/11 14:17	MFF
1,2,3-Trichloropropane	ND	0.0013	mg/Kg dry	1		SW-846 8260C	12/22/11	12/22/11 12:51	MFF
1,2,3-Trichloropropane	ND	0.0014	mg/Kg dry	1		SW-846 8260C	12/26/11	12/26/11 14:17	MFF
1,1,2-Trichloro-1,2,2-trifluoroethane (Freon 113)	ND	0.0069	mg/Kg dry	1		SW-846 8260C	12/26/11	12/26/11 14:17	MFF
1,1,2-Trichloro-1,2,2-trifluoroethane (Freon 113)	ND	0.0064	mg/Kg dry	1		SW-846 8260C	12/22/11	12/22/11 12:51	MFF
1,2,4-Trimethylbenzene	ND	0.0013	mg/Kg dry	1	V-17	SW-846 8260C	12/22/11	12/22/11 12:51	MFF
1,2,4-Trimethylbenzene	ND	0.0014	mg/Kg dry	1	V-17	SW-846 8260C	12/26/11	12/26/11 14:17	MFF
1,3,5-Trimethylbenzene	ND	0.0014	mg/Kg dry	1		SW-846 8260C	12/26/11	12/26/11 14:17	MFF

39 Spruce Street * East Longmeadow, MA 01028 * FAX 413/525-6405 * TEL. 413/525-2332

Project Location: 25 SKinner Street | Sample Description: | Work Order: 11L0797

Date Received: 12/21/2011

Field Sample #: B-104 2.5ft | Sampled: 12/21/2011 11:45

Sample ID: 11L0797-07

Sample Matrix: Soil

Volatile Organic Compounds by GC/MS

Analyte	Results	RL	Units	Dilution	Flag	Method	Date Prepared	Date/Time Analyzed	Analyst
1,3,5-Trimethylbenzene	ND	0.0013	mg/Kg dry	1		SW-846 8260C	12/22/11	12/22/11 12:51	MFF
Vinyl Chloride	ND	0.0064	mg/Kg dry	1		SW-846 8260C	12/22/11	12/22/11 12:51	MFF
Vinyl Chloride	ND	0.0069	mg/Kg dry	1		SW-846 8260C	12/26/11	12/26/11 14:17	MFF
m+p Xylene	ND	0.0026	mg/Kg dry	1		SW-846 8260C	12/22/11	12/22/11 12:51	MFF
m+p Xylene	ND	0.0028	mg/Kg dry	1		SW-846 8260C	12/26/11	12/26/11 14:17	MFF
o-Xylene	ND	0.0013	mg/Kg dry	1		SW-846 8260C	12/22/11	12/22/11 12:51	MFF
o-Xylene	ND	0.0014	mg/Kg dry	1		SW-846 8260C	12/26/11	12/26/11 14:17	MFF

Surrogates	% Recovery	Recovery Limits	Flag	
1,2-Dichloroethane-d4	108	70-130		12/22/11 12:51
1,2-Dichloroethane-d4	106	70-130		12/26/11 14:17
Toluene-d8	89.4	70-130		12/22/11 12:51
Toluene-d8	87.3	70-130		12/26/11 14:17
4-Bromofluorobenzene	77.0	70-130		12/26/11 14:17
4-Bromofluorobenzene	79.0	70-130		12/22/11 12:51

con-test® ANALYTICAL LABORATORY

39 Spruce Street * East Longmeadow, MA 01028 * FAX 413/525-6405 * TEL. 413/525-2332

Project Location: 25 SKinner Street | Sample Description: | Work Order: 11L0797

Date Received: 12/21/2011

Field Sample #: B-104 2.5ft | Sampled: 12/21/2011 11:45

Sample ID: 11L0797-07

Sample Matrix: Soil

Semivolatile Organic Compounds by GC/MS

Analyte	Results	RL	Units	Dilution	Flag	Method	Date Prepared	Date/Time Analyzed	Analyst
Acenaphthene	ND	0.21	mg/Kg dry	1		SW-846 8270D	12/22/11	12/24/11 1:30	CDT
Acenaphthylene	ND	0.21	mg/Kg dry	1		SW-846 8270D	12/22/11	12/24/11 1:30	CDT
Anthracene	ND	0.21	mg/Kg dry	1		SW-846 8270D	12/22/11	12/24/11 1:30	CDT
Benzo(a)anthracene	ND	0.21	mg/Kg dry	1		SW-846 8270D	12/22/11	12/24/11 1:30	CDT
Benzo(a)pyrene	ND	0.21	mg/Kg dry	1		SW-846 8270D	12/22/11	12/24/11 1:30	CDT
Benzo(b)fluoranthene	ND	0.21	mg/Kg dry	1		SW-846 8270D	12/22/11	12/24/11 1:30	CDT
Benzo(g,h,i)perylene	ND	0.21	mg/Kg dry	1		SW-846 8270D	12/22/11	12/24/11 1:30	CDT
Benzo(k)fluoranthene	ND	0.21	mg/Kg dry	1		SW-846 8270D	12/22/11	12/24/11 1:30	CDT
Chrysene	ND	0.21	mg/Kg dry	1		SW-846 8270D	12/22/11	12/24/11 1:30	CDT
Dibenz(a,h)anthracene	ND	0.21	mg/Kg dry	1		SW-846 8270D	12/22/11	12/24/11 1:30	CDT
Fluoranthene	ND	0.21	mg/Kg dry	1		SW-846 8270D	12/22/11	12/24/11 1:30	CDT
Fluorene	ND	0.21	mg/Kg dry	1		SW-846 8270D	12/22/11	12/24/11 1:30	CDT
Indeno(1,2,3-cd)pyrene	ND	0.21	mg/Kg dry	1		SW-846 8270D	12/22/11	12/24/11 1:30	CDT
2-Methylnaphthalene	ND	0.21	mg/Kg dry	1		SW-846 8270D	12/22/11	12/24/11 1:30	CDT
Naphthalene	ND	0.21	mg/Kg dry	1		SW-846 8270D	12/22/11	12/24/11 1:30	CDT
Phenanthrene	ND	0.21	mg/Kg dry	1		SW-846 8270D	12/22/11	12/24/11 1:30	CDT
Pyrene	ND	0.21	mg/Kg dry	1	V-06	SW-846 8270D	12/22/11	12/24/11 1:30	CDT

Surrogates	% Recovery	Recovery Limits	Flag	
Nitrobenzene-d5	66.2	30-130		12/24/11 1:30
2-Fluorobiphenyl	59.7	30-130		12/24/11 1:30
Terphenyl-d14	64.0	30-130		12/24/11 1:30

39 Spruce Street * East Longmeadow, MA 01028 * FAX 413/525-6405 * TEL. 413/525-2332

Project Location: 25 SKinner Street
Sample Description:
Work Order: 11L0797

Date Received: 12/21/2011

Field Sample #: B-104 2.5ft
Sampled: 12/21/2011 11:45

Sample ID: 11L0797-07

Sample Matrix: Soil

Petroleum Hydrocarbons Analyses

Analyte	Results	RL	Units	Dilution	Flag	Method	Date Prepared	Date/Time Analyzed	Analyst
CT ETPH	250	120	mg/Kg dry	10		CTDEP ETPH	12/22/11	12/27/11 17:41	SCS

Surrogates	% Recovery	Recovery Limits	Flag	
o-Terphenyl	71.2	50-150		12/27/11 17:41

39 Spruce Street * East Longmeadow, MA 01028 * FAX 413/525-6405 * TEL. 413/525-2332

Project Location: 25 SKinner Street
Sample Description:
Work Order: 11L0797

Date Received: 12/21/2011

Field Sample #: B-104 2.5ft
Sampled: 12/21/2011 11:45

Sample ID: 11L0797-07

Sample Matrix: Soil

Metals Analyses (Total)

Analyte	Results	RL	Units	Dilution	Flag	Method	Date Prepared	Date/Time Analyzed	Analyst
Antimony	ND	2.9	mg/Kg dry	1		SW-846 6010C	12/22/11	12/22/11 21:21	OP
Arsenic	13	2.9	mg/Kg dry	1		SW-846 6010C	12/22/11	12/22/11 21:21	OP
Barium	100	2.9	mg/Kg dry	1		SW-846 6010C	12/22/11	12/22/11 21:21	OP
Beryllium	ND	0.29	mg/Kg dry	1		SW-846 6010C	12/22/11	12/22/11 21:21	OP
Cadmium	ND	0.29	mg/Kg dry	1		SW-846 6010C	12/22/11	12/22/11 21:21	OP
Chromium	8.4	0.58	mg/Kg dry	1		SW-846 6010C	12/22/11	12/22/11 21:21	OP
Copper	11	0.58	mg/Kg dry	1		SW-846 6010C	12/22/11	12/22/11 21:21	OP
Lead	7.2	0.87	mg/Kg dry	1		SW-846 6010C	12/22/11	12/22/11 21:21	OP
Mercury	ND	0.030	mg/Kg dry	1		SW-846 7471B	12/22/11	12/23/11 12:06	AMR
Nickel	17	0.58	mg/Kg dry	1		SW-846 6010C	12/22/11	12/22/11 21:21	OP
Selenium	ND	5.8	mg/Kg dry	1		SW-846 6010C	12/22/11	12/22/11 21:21	OP
Silver	ND	0.58	mg/Kg dry	1		SW-846 6010C	12/22/11	12/22/11 21:21	OP
Thallium	ND	2.9	mg/Kg dry	1		SW-846 6010C	12/22/11	12/22/11 21:21	OP
Vanadium	21	1.2	mg/Kg dry	1		SW-846 6010C	12/22/11	12/22/11 21:21	OP
Zinc	38	1.2	mg/Kg dry	1		SW-846 6010C	12/22/11	12/22/11 21:21	OP

39 Spruce Street * East Longmeadow, MA 01028 * FAX 413/525-6405 * TEL. 413/525-2332

Project Location: 25 SKinner Street
Sample Description:
Work Order: 11L0797

Date Received: 12/21/2011

Field Sample #: B-104 2.5ft
Sampled: 12/21/2011 11:45

Sample ID: 11L0797-07

Sample Matrix: Soil

Conventional Chemistry Parameters by EPA/APHA/SW-846 Methods (Total)

Analyte	Results	RL	Units	Dilution	Flag	Method	Date Prepared	Date/Time Analyzed	Analyst
% Solids	80.4		% Wt	1		SM 2540G	12/27/11	12/28/11 20:20	MPV

con-test® ANALYTICAL LABORATORY

39 Spruce Street * East Longmeadow, MA 01028 * FAX 413/525-6405 * TEL. 413/525-2332

Project Location: 25 SKinner Street | Sample Description: | Work Order: 11L0797

Date Received: 12/21/2011

Field Sample #: B-105 2ft | Sampled: 12/21/2011 12:30

Sample ID: 11L0797-08

Sample Matrix: Soil

Volatile Organic Compounds by GC/MS

Analyte	Results	RL	Units	Dilution	Flag	Method	Date Prepared	Date/Time Analyzed	Analyst
Acetone	ND	0.11	mg/Kg dry	1	V-16	SW-846 8260C	12/22/11	12/22/11 13:17	MFF
Acrylonitrile	ND	0.0063	mg/Kg dry	1		SW-846 8260C	12/22/11	12/22/11 13:17	MFF
Benzene	ND	0.0021	mg/Kg dry	1		SW-846 8260C	12/22/11	12/22/11 13:17	MFF
Bromobenzene	ND	0.0021	mg/Kg dry	1		SW-846 8260C	12/22/11	12/22/11 13:17	MFF
Bromodichloromethane	ND	0.0021	mg/Kg dry	1		SW-846 8260C	12/22/11	12/22/11 13:17	MFF
Bromoform	ND	0.0021	mg/Kg dry	1		SW-846 8260C	12/22/11	12/22/11 13:17	MFF
Bromomethane	ND	0.011	mg/Kg dry	1		SW-846 8260C	12/22/11	12/22/11 13:17	MFF
2-Butanone (MEK)	ND	0.042	mg/Kg dry	1		SW-846 8260C	12/22/11	12/22/11 13:17	MFF
n-Butylbenzene	ND	0.0021	mg/Kg dry	1		SW-846 8260C	12/22/11	12/22/11 13:17	MFF
sec-Butylbenzene	ND	0.0021	mg/Kg dry	1		SW-846 8260C	12/22/11	12/22/11 13:17	MFF
tert-Butylbenzene	ND	0.0021	mg/Kg dry	1		SW-846 8260C	12/22/11	12/22/11 13:17	MFF
Carbon Disulfide	ND	0.0063	mg/Kg dry	1		SW-846 8260C	12/22/11	12/22/11 13:17	MFF
Carbon Tetrachloride	ND	0.0021	mg/Kg dry	1		SW-846 8260C	12/22/11	12/22/11 13:17	MFF
Chlorobenzene	ND	0.0021	mg/Kg dry	1		SW-846 8260C	12/22/11	12/22/11 13:17	MFF
Chlorodibromomethane	ND	0.0011	mg/Kg dry	1		SW-846 8260C	12/22/11	12/22/11 13:17	MFF
Chloroethane	ND	0.021	mg/Kg dry	1		SW-846 8260C	12/22/11	12/22/11 13:17	MFF
Chloroform	ND	0.0042	mg/Kg dry	1		SW-846 8260C	12/22/11	12/22/11 13:17	MFF
Chloromethane	ND	0.011	mg/Kg dry	1		SW-846 8260C	12/22/11	12/22/11 13:17	MFF
2-Chlorotoluene	ND	0.0021	mg/Kg dry	1		SW-846 8260C	12/22/11	12/22/11 13:17	MFF
4-Chlorotoluene	ND	0.0021	mg/Kg dry	1		SW-846 8260C	12/22/11	12/22/11 13:17	MFF
1,2-Dibromo-3-chloropropane (DBCP)	ND	0.0021	mg/Kg dry	1		SW-846 8260C	12/22/11	12/22/11 13:17	MFF
1,2-Dibromoethane (EDB)	ND	0.0011	mg/Kg dry	1		SW-846 8260C	12/22/11	12/22/11 13:17	MFF
Dibromomethane	ND	0.0021	mg/Kg dry	1		SW-846 8260C	12/22/11	12/22/11 13:17	MFF
1,2-Dichlorobenzene	ND	0.0021	mg/Kg dry	1		SW-846 8260C	12/22/11	12/22/11 13:17	MFF
1,3-Dichlorobenzene	ND	0.0021	mg/Kg dry	1		SW-846 8260C	12/22/11	12/22/11 13:17	MFF
1,4-Dichlorobenzene	ND	0.0021	mg/Kg dry	1		SW-846 8260C	12/22/11	12/22/11 13:17	MFF
trans-1,4-Dichloro-2-butene	ND	0.0042	mg/Kg dry	1		SW-846 8260C	12/22/11	12/22/11 13:17	MFF
Dichlorodifluoromethane (Freon 12)	ND	0.021	mg/Kg dry	1		SW-846 8260C	12/22/11	12/22/11 13:17	MFF
1,1-Dichloroethane	ND	0.0021	mg/Kg dry	1		SW-846 8260C	12/22/11	12/22/11 13:17	MFF
1,2-Dichloroethane	ND	0.0021	mg/Kg dry	1		SW-846 8260C	12/22/11	12/22/11 13:17	MFF
1,1-Dichloroethylene	ND	0.0042	mg/Kg dry	1		SW-846 8260C	12/22/11	12/22/11 13:17	MFF
cis-1,2-Dichloroethylene	ND	0.0021	mg/Kg dry	1		SW-846 8260C	12/22/11	12/22/11 13:17	MFF
trans-1,2-Dichloroethylene	ND	0.0021	mg/Kg dry	1		SW-846 8260C	12/22/11	12/22/11 13:17	MFF
1,2-Dichloropropane	ND	0.0021	mg/Kg dry	1		SW-846 8260C	12/22/11	12/22/11 13:17	MFF
1,3-Dichloropropane	ND	0.0011	mg/Kg dry	1		SW-846 8260C	12/22/11	12/22/11 13:17	MFF
2,2-Dichloropropane	ND	0.0021	mg/Kg dry	1		SW-846 8260C	12/22/11	12/22/11 13:17	MFF
1,1-Dichloropropene	ND	0.0021	mg/Kg dry	1		SW-846 8260C	12/22/11	12/22/11 13:17	MFF
cis-1,3-Dichloropropene	ND	0.0011	mg/Kg dry	1		SW-846 8260C	12/22/11	12/22/11 13:17	MFF
trans-1,3-Dichloropropene	ND	0.0011	mg/Kg dry	1		SW-846 8260C	12/22/11	12/22/11 13:17	MFF
Ethylbenzene	ND	0.0021	mg/Kg dry	1		SW-846 8260C	12/22/11	12/22/11 13:17	MFF
Hexachlorobutadiene	ND	0.0021	mg/Kg dry	1		SW-846 8260C	12/22/11	12/22/11 13:17	MFF
2-Hexanone (MBK)	ND	0.021	mg/Kg dry	1		SW-846 8260C	12/22/11	12/22/11 13:17	MFF
Isopropylbenzene (Cumene)	ND	0.0021	mg/Kg dry	1		SW-846 8260C	12/22/11	12/22/11 13:17	MFF

con-test® ANALYTICAL LABORATORY

39 Spruce Street * East Longmeadow, MA 01028 * FAX 413/525-6405 * TEL. 413/525-2332

Project Location: 25 SKinner Street | Sample Description: | Work Order: 11L0797

Date Received: 12/21/2011

Field Sample #: B-105 2ft | Sampled: 12/21/2011 12:30

Sample ID: 11L0797-08

Sample Matrix: Soil

Volatile Organic Compounds by GC/MS

Analyte	Results	RL	Units	Dilution	Flag	Method	Date Prepared	Date/Time Analyzed	Analyst
p-Isopropyltoluene (p-Cymene)	ND	0.0021	mg/Kg dry	1		SW-846 8260C	12/22/11	12/22/11 13:17	MFF
Methyl tert-Butyl Ether (MTBE)	ND	0.0042	mg/Kg dry	1		SW-846 8260C	12/22/11	12/22/11 13:17	MFF
Methylene Chloride	ND	0.021	mg/Kg dry	1		SW-846 8260C	12/22/11	12/22/11 13:17	MFF
4-Methyl-2-pentanone (MIBK)	ND	0.021	mg/Kg dry	1		SW-846 8260C	12/22/11	12/22/11 13:17	MFF
Naphthalene	ND	0.0042	mg/Kg dry	1		SW-846 8260C	12/22/11	12/22/11 13:17	MFF
n-Propylbenzene	ND	0.0021	mg/Kg dry	1		SW-846 8260C	12/22/11	12/22/11 13:17	MFF
Styrene	ND	0.0021	mg/Kg dry	1		SW-846 8260C	12/22/11	12/22/11 13:17	MFF
1,1,1,2-Tetrachloroethane	ND	0.0021	mg/Kg dry	1		SW-846 8260C	12/22/11	12/22/11 13:17	MFF
1,1,2,2-Tetrachloroethane	ND	0.0011	mg/Kg dry	1		SW-846 8260C	12/22/11	12/22/11 13:17	MFF
Tetrachloroethylene	ND	0.0021	mg/Kg dry	1		SW-846 8260C	12/22/11	12/22/11 13:17	MFF
Tetrahydrofuran	ND	0.011	mg/Kg dry	1	V-16	SW-846 8260C	12/22/11	12/22/11 13:17	MFF
Toluene	ND	0.0021	mg/Kg dry	1		SW-846 8260C	12/22/11	12/22/11 13:17	MFF
1,2,3-Trichlorobenzene	ND	0.0021	mg/Kg dry	1		SW-846 8260C	12/22/11	12/22/11 13:17	MFF
1,2,4-Trichlorobenzene	ND	0.0021	mg/Kg dry	1		SW-846 8260C	12/22/11	12/22/11 13:17	MFF
1,1,1-Trichloroethane	ND	0.0021	mg/Kg dry	1		SW-846 8260C	12/22/11	12/22/11 13:17	MFF
1,1,2-Trichloroethane	ND	0.0021	mg/Kg dry	1		SW-846 8260C	12/22/11	12/22/11 13:17	MFF
Trichloroethylene	ND	0.0021	mg/Kg dry	1		SW-846 8260C	12/22/11	12/22/11 13:17	MFF
Trichlorofluoromethane (Freon 11)	ND	0.011	mg/Kg dry	1		SW-846 8260C	12/22/11	12/22/11 13:17	MFF
1,2,3-Trichloropropane	ND	0.0021	mg/Kg dry	1		SW-846 8260C	12/22/11	12/22/11 13:17	MFF
1,1,2-Trichloro-1,2,2-trifluoroethane (Freon 113)	ND	0.011	mg/Kg dry	1		SW-846 8260C	12/22/11	12/22/11 13:17	MFF
1,2,4-Trimethylbenzene	ND	0.0021	mg/Kg dry	1		SW-846 8260C	12/22/11	12/22/11 13:17	MFF
1,3,5-Trimethylbenzene	ND	0.0021	mg/Kg dry	1		SW-846 8260C	12/22/11	12/22/11 13:17	MFF
Vinyl Chloride	ND	0.011	mg/Kg dry	1		SW-846 8260C	12/22/11	12/22/11 13:17	MFF
m+p Xylene	ND	0.0042	mg/Kg dry	1		SW-846 8260C	12/22/11	12/22/11 13:17	MFF
o-Xylene	ND	0.0021	mg/Kg dry	1		SW-846 8260C	12/22/11	12/22/11 13:17	MFF

Surrogates	% Recovery	Recovery Limits	Flag	
1,2-Dichloroethane-d4	105	70-130		12/22/11 13:17
Toluene-d8	97.2	70-130		12/22/11 13:17
4-Bromofluorobenzene	98.9	70-130		12/22/11 13:17

con-test® ANALYTICAL LABORATORY

39 Spruce Street * East Longmeadow, MA 01028 * FAX 413/525-6405 * TEL. 413/525-2332

Project Location: 25 SKinner Street | Sample Description: | Work Order: 11L0797

Date Received: 12/21/2011

Field Sample #: B-105 2ft | Sampled: 12/21/2011 12:30

Sample ID: 11L0797-08

Sample Matrix: Soil

Semivolatile Organic Compounds by GC/MS

Analyte	Results	RL	Units	Dilution	Flag	Method	Date Prepared	Date/Time Analyzed	Analyst
Acenaphthene	ND	0.20	mg/Kg dry	1		SW-846 8270D	12/22/11	12/24/11 2:03	CDT
Acenaphthylene	ND	0.20	mg/Kg dry	1		SW-846 8270D	12/22/11	12/24/11 2:03	CDT
Anthracene	ND	0.20	mg/Kg dry	1		SW-846 8270D	12/22/11	12/24/11 2:03	CDT
Benzo(a)anthracene	ND	0.20	mg/Kg dry	1		SW-846 8270D	12/22/11	12/24/11 2:03	CDT
Benzo(a)pyrene	ND	0.20	mg/Kg dry	1		SW-846 8270D	12/22/11	12/24/11 2:03	CDT
Benzo(b)fluoranthene	ND	0.20	mg/Kg dry	1		SW-846 8270D	12/22/11	12/24/11 2:03	CDT
Benzo(g,h,i)perylene	ND	0.20	mg/Kg dry	1		SW-846 8270D	12/22/11	12/24/11 2:03	CDT
Benzo(k)fluoranthene	ND	0.20	mg/Kg dry	1		SW-846 8270D	12/22/11	12/24/11 2:03	CDT
Chrysene	0.23	0.20	mg/Kg dry	1		SW-846 8270D	12/22/11	12/24/11 2:03	CDT
Dibenz(a,h)anthracene	ND	0.20	mg/Kg dry	1		SW-846 8270D	12/22/11	12/24/11 2:03	CDT
Fluoranthene	0.38	0.20	mg/Kg dry	1		SW-846 8270D	12/22/11	12/24/11 2:03	CDT
Fluorene	ND	0.20	mg/Kg dry	1		SW-846 8270D	12/22/11	12/24/11 2:03	CDT
Indeno(1,2,3-cd)pyrene	ND	0.20	mg/Kg dry	1		SW-846 8270D	12/22/11	12/24/11 2:03	CDT
2-Methylnaphthalene	ND	0.20	mg/Kg dry	1		SW-846 8270D	12/22/11	12/24/11 2:03	CDT
Naphthalene	ND	0.20	mg/Kg dry	1		SW-846 8270D	12/22/11	12/24/11 2:03	CDT
Phenanthrene	0.31	0.20	mg/Kg dry	1		SW-846 8270D	12/22/11	12/24/11 2:03	CDT
Pyrene	0.48	0.20	mg/Kg dry	1	V-06	SW-846 8270D	12/22/11	12/24/11 2:03	CDT

Surrogates	% Recovery	Recovery Limits	Flag	
Nitrobenzene-d5	72.6	30-130		12/24/11 2:03
2-Fluorobiphenyl	66.1	30-130		12/24/11 2:03
Terphenyl-d14	67.5	30-130		12/24/11 2:03

39 Spruce Street * East Longmeadow, MA 01028 * FAX 413/525-6405 * TEL. 413/525-2332

Project Location: 25 SKinner Street
Sample Description:
Work Order: 11L0797

Date Received: 12/21/2011

Field Sample #: B-105 2ft
Sampled: 12/21/2011 12:30

Sample ID: 11L0797-08

Sample Matrix: Soil

Petroleum Hydrocarbons Analyses

Analyte	Results	RL	Units	Dilution	Flag	Method	Date Prepared	Date/Time Analyzed	Analyst
CT ETPH	150	58	mg/Kg dry	5		CTDEP ETPH	12/22/11	12/27/11 18:00	SCS

Surrogates	% Recovery	Recovery Limits	Flag		
o-Terphenyl	72.5	50-150			12/27/11 18:00

con-test® ANALYTICAL LABORATORY

39 Spruce Street * East Longmeadow, MA 01028 * FAX 413/525-6405 * TEL. 413/525-2332

Project Location: 25 SKinner Street | Sample Description: | Work Order: 11L0797

Date Received: 12/21/2011

Field Sample #: B-105 2ft | Sampled: 12/21/2011 12:30

Sample ID: 11L0797-08

Sample Matrix: Soil

Metals Analyses (Total)

Analyte	Results	RL	Units	Dilution	Flag	Method	Date Prepared	Date/Time Analyzed	Analyst
Antimony	ND	2.9	mg/Kg dry	1		SW-846 6010C	12/22/11	12/22/11 21:25	OP
Arsenic	9.1	2.9	mg/Kg dry	1		SW-846 6010C	12/22/11	12/22/11 21:25	OP
Barium	47	2.9	mg/Kg dry	1		SW-846 6010C	12/22/11	12/22/11 21:25	OP
Beryllium	ND	0.29	mg/Kg dry	1		SW-846 6010C	12/22/11	12/22/11 21:25	OP
Cadmium	0.79	0.29	mg/Kg dry	1		SW-846 6010C	12/22/11	12/22/11 21:25	OP
Chromium	7.7	0.57	mg/Kg dry	1		SW-846 6010C	12/22/11	12/22/11 21:25	OP
Copper	97	0.57	mg/Kg dry	1		SW-846 6010C	12/22/11	12/22/11 21:25	OP
Lead	28	0.86	mg/Kg dry	1		SW-846 6010C	12/22/11	12/22/11 21:25	OP
Mercury	ND	0.029	mg/Kg dry	1		SW-846 7471B	12/22/11	12/23/11 12:12	AMR
Nickel	53	0.57	mg/Kg dry	1		SW-846 6010C	12/22/11	12/22/11 21:25	OP
Selenium	ND	5.7	mg/Kg dry	1		SW-846 6010C	12/22/11	12/22/11 21:25	OP
Silver	ND	0.57	mg/Kg dry	1		SW-846 6010C	12/22/11	12/22/11 21:25	OP
Thallium	ND	2.9	mg/Kg dry	1		SW-846 6010C	12/22/11	12/22/11 21:25	OP
Vanadium	15	1.1	mg/Kg dry	1		SW-846 6010C	12/22/11	12/22/11 21:25	OP
Zinc	83	1.1	mg/Kg dry	1		SW-846 6010C	12/22/11	12/22/11 21:25	OP

39 Spruce Street * East Longmeadow, MA 01028 * FAX 413/525-6405 * TEL. 413/525-2332

Project Location: 25 SKinner Street
Sample Description:
Work Order: 11L0797

Date Received: 12/21/2011

Field Sample #: B-105 2ft
Sampled: 12/21/2011 12:30

Sample ID: 11L0797-08

Sample Matrix: Soil

Conventional Chemistry Parameters by EPA/APHA/SW-846 Methods (Total)

Analyte	Results	RL	Units	Dilution	Flag	Method	Date Prepared	Date/Time Analyzed	Analyst
% Solids	85.7		% Wt	1		SM 2540G	12/27/11	12/28/11 20:20	MPV

con-test® ANALYTICAL LABORATORY
39 Spruce Street * East Longmeadow, MA 01028 * FAX 413/525-6405 * TEL. 413/525-2332

Project Location: 25 SKinner Street | Sample Description: | Work Order: 11L0797

Date Received: 12/21/2011

Field Sample #: B-106 2.5ft | Sampled: 12/21/2011 13:00

Sample ID: 11L0797-09

Sample Matrix: Soil

Volatile Organic Compounds by GC/MS

Analyte	Results	RL	Units	Dilution	Flag	Method	Date Prepared	Date/Time Analyzed	Analyst
Acetone	ND	0.26	mg/Kg dry	1	V-16	SW-846 8260C	12/22/11	12/22/11 13:42	MFF
Acetone	ND	0.17	mg/Kg dry	1	V-16	SW-846 8260C	12/26/11	12/26/11 15:34	MFF
Acrylonitrile	ND	0.015	mg/Kg dry	1		SW-846 8260C	12/22/11	12/22/11 13:42	MFF
Acrylonitrile	ND	0.010	mg/Kg dry	1		SW-846 8260C	12/26/11	12/26/11 15:34	MFF
Benzene	ND	0.0051	mg/Kg dry	1		SW-846 8260C	12/22/11	12/22/11 13:42	MFF
Benzene	ND	0.0035	mg/Kg dry	1		SW-846 8260C	12/26/11	12/26/11 15:34	MFF
Bromobenzene	ND	0.0051	mg/Kg dry	1		SW-846 8260C	12/22/11	12/22/11 13:42	MFF
Bromobenzene	ND	0.0035	mg/Kg dry	1		SW-846 8260C	12/26/11	12/26/11 15:34	MFF
Bromodichloromethane	ND	0.0051	mg/Kg dry	1		SW-846 8260C	12/22/11	12/22/11 13:42	MFF
Bromodichloromethane	ND	0.0035	mg/Kg dry	1		SW-846 8260C	12/26/11	12/26/11 15:34	MFF
Bromoform	ND	0.0051	mg/Kg dry	1		SW-846 8260C	12/22/11	12/22/11 13:42	MFF
Bromoform	ND	0.0035	mg/Kg dry	1		SW-846 8260C	12/26/11	12/26/11 15:34	MFF
Bromomethane	ND	0.026	mg/Kg dry	1		SW-846 8260C	12/22/11	12/22/11 13:42	MFF
Bromomethane	ND	0.017	mg/Kg dry	1		SW-846 8260C	12/26/11	12/26/11 15:34	MFF
2-Butanone (MEK)	ND	0.10	mg/Kg dry	1		SW-846 8260C	12/22/11	12/22/11 13:42	MFF
2-Butanone (MEK)	ND	0.069	mg/Kg dry	1		SW-846 8260C	12/26/11	12/26/11 15:34	MFF
n-Butylbenzene	ND	0.0051	mg/Kg dry	1	V-17	SW-846 8260C	12/22/11	12/22/11 13:42	MFF
n-Butylbenzene	ND	0.0035	mg/Kg dry	1	V-17	SW-846 8260C	12/26/11	12/26/11 15:34	MFF
sec-Butylbenzene	ND	0.0051	mg/Kg dry	1	V-17	SW-846 8260C	12/22/11	12/22/11 13:42	MFF
sec-Butylbenzene	ND	0.0035	mg/Kg dry	1	V-17	SW-846 8260C	12/26/11	12/26/11 15:34	MFF
tert-Butylbenzene	ND	0.0051	mg/Kg dry	1	V-17	SW-846 8260C	12/22/11	12/22/11 13:42	MFF
tert-Butylbenzene	ND	0.0035	mg/Kg dry	1	V-17	SW-846 8260C	12/26/11	12/26/11 15:34	MFF
Carbon Disulfide	ND	0.015	mg/Kg dry	1		SW-846 8260C	12/22/11	12/22/11 13:42	MFF
Carbon Disulfide	ND	0.010	mg/Kg dry	1		SW-846 8260C	12/26/11	12/26/11 15:34	MFF
Carbon Tetrachloride	ND	0.0051	mg/Kg dry	1		SW-846 8260C	12/22/11	12/22/11 13:42	MFF
Carbon Tetrachloride	ND	0.0035	mg/Kg dry	1		SW-846 8260C	12/26/11	12/26/11 15:34	MFF
Chlorobenzene	ND	0.0051	mg/Kg dry	1		SW-846 8260C	12/22/11	12/22/11 13:42	MFF
Chlorobenzene	ND	0.0035	mg/Kg dry	1		SW-846 8260C	12/26/11	12/26/11 15:34	MFF
Chlorodibromomethane	ND	0.0026	mg/Kg dry	1		SW-846 8260C	12/22/11	12/22/11 13:42	MFF
Chlorodibromomethane	ND	0.0017	mg/Kg dry	1		SW-846 8260C	12/26/11	12/26/11 15:34	MFF
Chloroethane	ND	0.051	mg/Kg dry	1		SW-846 8260C	12/22/11	12/22/11 13:42	MFF
Chloroethane	ND	0.035	mg/Kg dry	1		SW-846 8260C	12/26/11	12/26/11 15:34	MFF
Chloroform	ND	0.010	mg/Kg dry	1		SW-846 8260C	12/22/11	12/22/11 13:42	MFF
Chloroform	ND	0.0069	mg/Kg dry	1		SW-846 8260C	12/26/11	12/26/11 15:34	MFF
Chloromethane	ND	0.026	mg/Kg dry	1		SW-846 8260C	12/22/11	12/22/11 13:42	MFF
Chloromethane	ND	0.017	mg/Kg dry	1		SW-846 8260C	12/26/11	12/26/11 15:34	MFF
2-Chlorotoluene	ND	0.0051	mg/Kg dry	1		SW-846 8260C	12/22/11	12/22/11 13:42	MFF
2-Chlorotoluene	ND	0.0035	mg/Kg dry	1		SW-846 8260C	12/26/11	12/26/11 15:34	MFF
4-Chlorotoluene	ND	0.0051	mg/Kg dry	1		SW-846 8260C	12/22/11	12/22/11 13:42	MFF
4-Chlorotoluene	ND	0.0035	mg/Kg dry	1		SW-846 8260C	12/26/11	12/26/11 15:34	MFF
1,2-Dibromo-3-chloropropane (DBCP)	ND	0.0051	mg/Kg dry	1	V-17	SW-846 8260C	12/22/11	12/22/11 13:42	MFF
1,2-Dibromo-3-chloropropane (DBCP)	ND	0.0035	mg/Kg dry	1	V-17	SW-846 8260C	12/26/11	12/26/11 15:34	MFF
1,2-Dibromoethane (EDB)	ND	0.0026	mg/Kg dry	1		SW-846 8260C	12/22/11	12/22/11 13:42	MFF

con-test® ANALYTICAL LABORATORY
39 Spruce Street * East Longmeadow, MA 01028 * FAX 413/525-6405 * TEL. 413/525-2332

Project Location: 25 SKinner Street | Sample Description: | Work Order: 11L0797

Date Received: 12/21/2011

Field Sample #: B-106 2.5ft | Sampled: 12/21/2011 13:00

Sample ID: 11L0797-09

Sample Matrix: Soil

Volatile Organic Compounds by GC/MS

Analyte	Results	RL	Units	Dilution	Flag	Method	Date Prepared	Date/Time Analyzed	Analyst
1,2-Dibromoethane (EDB)	ND	0.0017	mg/Kg dry	1		SW-846 8260C	12/26/11	12/26/11 15:34	MFF
Dibromomethane	ND	0.0051	mg/Kg dry	1		SW-846 8260C	12/22/11	12/22/11 13:42	MFF
Dibromomethane	ND	0.0035	mg/Kg dry	1		SW-846 8260C	12/26/11	12/26/11 15:34	MFF
1,2-Dichlorobenzene	ND	0.0051	mg/Kg dry	1	V-17	SW-846 8260C	12/22/11	12/22/11 13:42	MFF
1,2-Dichlorobenzene	ND	0.0035	mg/Kg dry	1	V-17	SW-846 8260C	12/26/11	12/26/11 15:34	MFF
1,3-Dichlorobenzene	ND	0.0051	mg/Kg dry	1	V-17	SW-846 8260C	12/22/11	12/22/11 13:42	MFF
1,3-Dichlorobenzene	ND	0.0035	mg/Kg dry	1	V-17	SW-846 8260C	12/26/11	12/26/11 15:34	MFF
1,4-Dichlorobenzene	ND	0.0051	mg/Kg dry	1	V-17	SW-846 8260C	12/22/11	12/22/11 13:42	MFF
1,4-Dichlorobenzene	ND	0.0035	mg/Kg dry	1	V-17	SW-846 8260C	12/26/11	12/26/11 15:34	MFF
trans-1,4-Dichloro-2-butene	ND	0.010	mg/Kg dry	1		SW-846 8260C	12/22/11	12/22/11 13:42	MFF
trans-1,4-Dichloro-2-butene	ND	0.0069	mg/Kg dry	1		SW-846 8260C	12/26/11	12/26/11 15:34	MFF
Dichlorodifluoromethane (Freon 12)	ND	0.051	mg/Kg dry	1		SW-846 8260C	12/22/11	12/22/11 13:42	MFF
Dichlorodifluoromethane (Freon 12)	ND	0.035	mg/Kg dry	1		SW-846 8260C	12/26/11	12/26/11 15:34	MFF
1,1-Dichloroethane	ND	0.0051	mg/Kg dry	1		SW-846 8260C	12/22/11	12/22/11 13:42	MFF
1,1-Dichloroethane	ND	0.0035	mg/Kg dry	1		SW-846 8260C	12/26/11	12/26/11 15:34	MFF
1,2-Dichloroethane	ND	0.0051	mg/Kg dry	1		SW-846 8260C	12/22/11	12/22/11 13:42	MFF
1,2-Dichloroethane	ND	0.0035	mg/Kg dry	1		SW-846 8260C	12/26/11	12/26/11 15:34	MFF
1,1-Dichloroethylene	ND	0.010	mg/Kg dry	1		SW-846 8260C	12/22/11	12/22/11 13:42	MFF
1,1-Dichloroethylene	ND	0.0069	mg/Kg dry	1		SW-846 8260C	12/26/11	12/26/11 15:34	MFF
cis-1,2-Dichloroethylene	ND	0.0051	mg/Kg dry	1		SW-846 8260C	12/22/11	12/22/11 13:42	MFF
cis-1,2-Dichloroethylene	ND	0.0035	mg/Kg dry	1		SW-846 8260C	12/26/11	12/26/11 15:34	MFF
trans-1,2-Dichloroethylene	ND	0.0051	mg/Kg dry	1		SW-846 8260C	12/22/11	12/22/11 13:42	MFF
trans-1,2-Dichloroethylene	ND	0.0035	mg/Kg dry	1		SW-846 8260C	12/26/11	12/26/11 15:34	MFF
1,2-Dichloropropane	ND	0.0051	mg/Kg dry	1		SW-846 8260C	12/22/11	12/22/11 13:42	MFF
1,2-Dichloropropane	ND	0.0035	mg/Kg dry	1		SW-846 8260C	12/26/11	12/26/11 15:34	MFF
1,3-Dichloropropane	ND	0.0026	mg/Kg dry	1		SW-846 8260C	12/22/11	12/22/11 13:42	MFF
1,3-Dichloropropane	ND	0.0017	mg/Kg dry	1		SW-846 8260C	12/26/11	12/26/11 15:34	MFF
2,2-Dichloropropane	ND	0.0051	mg/Kg dry	1		SW-846 8260C	12/22/11	12/22/11 13:42	MFF
2,2-Dichloropropane	ND	0.0035	mg/Kg dry	1		SW-846 8260C	12/26/11	12/26/11 15:34	MFF
1,1-Dichloropropene	ND	0.0051	mg/Kg dry	1		SW-846 8260C	12/22/11	12/22/11 13:42	MFF
1,1-Dichloropropene	ND	0.0035	mg/Kg dry	1		SW-846 8260C	12/26/11	12/26/11 15:34	MFF
cis-1,3-Dichloropropene	ND	0.0026	mg/Kg dry	1		SW-846 8260C	12/22/11	12/22/11 13:42	MFF
cis-1,3-Dichloropropene	ND	0.0017	mg/Kg dry	1		SW-846 8260C	12/26/11	12/26/11 15:34	MFF
trans-1,3-Dichloropropene	ND	0.0026	mg/Kg dry	1		SW-846 8260C	12/22/11	12/22/11 13:42	MFF
trans-1,3-Dichloropropene	ND	0.0017	mg/Kg dry	1		SW-846 8260C	12/26/11	12/26/11 15:34	MFF
Ethylbenzene	ND	0.0051	mg/Kg dry	1		SW-846 8260C	12/22/11	12/22/11 13:42	MFF
Ethylbenzene	ND	0.0035	mg/Kg dry	1		SW-846 8260C	12/26/11	12/26/11 15:34	MFF
Hexachlorobutadiene	ND	0.0051	mg/Kg dry	1	V-17	SW-846 8260C	12/22/11	12/22/11 13:42	MFF
Hexachlorobutadiene	ND	0.0035	mg/Kg dry	1	V-17	SW-846 8260C	12/26/11	12/26/11 15:34	MFF
2-Hexanone (MBK)	ND	0.051	mg/Kg dry	1		SW-846 8260C	12/22/11	12/22/11 13:42	MFF
2-Hexanone (MBK)	ND	0.035	mg/Kg dry	1		SW-846 8260C	12/26/11	12/26/11 15:34	MFF
Isopropylbenzene (Cumene)	ND	0.0051	mg/Kg dry	1		SW-846 8260C	12/22/11	12/22/11 13:42	MFF
Isopropylbenzene (Cumene)	ND	0.0035	mg/Kg dry	1		SW-846 8260C	12/26/11	12/26/11 15:34	MFF

con-test® ANALYTICAL LABORATORY
39 Spruce Street * East Longmeadow, MA 01028 * FAX 413/525-6405 * TEL. 413/525-2332

Project Location: 25 SKinner Street | Sample Description: | Work Order: 11L0797

Date Received: 12/21/2011

Field Sample #: B-106 2.5ft | Sampled: 12/21/2011 13:00

Sample ID: 11L0797-09

Sample Matrix: Soil

Volatile Organic Compounds by GC/MS

Analyte	Results	RL	Units	Dilution	Flag	Method	Date Prepared	Date/Time Analyzed	Analyst
p-Isopropyltoluene (p-Cymene)	ND	0.0051	mg/Kg dry	1	V-17	SW-846 8260C	12/22/11	12/22/11 13:42	MFF
p-Isopropyltoluene (p-Cymene)	ND	0.0035	mg/Kg dry	1	V-17	SW-846 8260C	12/26/11	12/26/11 15:34	MFF
Methyl tert-Butyl Ether (MTBE)	ND	0.010	mg/Kg dry	1		SW-846 8260C	12/22/11	12/22/11 13:42	MFF
Methyl tert-Butyl Ether (MTBE)	ND	0.0069	mg/Kg dry	1		SW-846 8260C	12/26/11	12/26/11 15:34	MFF
Methylene Chloride	ND	0.051	mg/Kg dry	1		SW-846 8260C	12/22/11	12/22/11 13:42	MFF
Methylene Chloride	ND	0.035	mg/Kg dry	1		SW-846 8260C	12/26/11	12/26/11 15:34	MFF
4-Methyl-2-pentanone (MIBK)	ND	0.051	mg/Kg dry	1		SW-846 8260C	12/22/11	12/22/11 13:42	MFF
4-Methyl-2-pentanone (MIBK)	ND	0.035	mg/Kg dry	1		SW-846 8260C	12/26/11	12/26/11 15:34	MFF
Naphthalene	ND	0.010	mg/Kg dry	1	V-17	SW-846 8260C	12/22/11	12/22/11 13:42	MFF
Naphthalene	ND	0.0069	mg/Kg dry	1	V-17	SW-846 8260C	12/26/11	12/26/11 15:34	MFF
n-Propylbenzene	ND	0.0051	mg/Kg dry	1		SW-846 8260C	12/22/11	12/22/11 13:42	MFF
n-Propylbenzene	ND	0.0035	mg/Kg dry	1		SW-846 8260C	12/26/11	12/26/11 15:34	MFF
Styrene	ND	0.0051	mg/Kg dry	1		SW-846 8260C	12/22/11	12/22/11 13:42	MFF
Styrene	ND	0.0035	mg/Kg dry	1		SW-846 8260C	12/26/11	12/26/11 15:34	MFF
1,1,1,2-Tetrachloroethane	ND	0.0051	mg/Kg dry	1		SW-846 8260C	12/22/11	12/22/11 13:42	MFF
1,1,1,2-Tetrachloroethane	ND	0.0035	mg/Kg dry	1		SW-846 8260C	12/26/11	12/26/11 15:34	MFF
1,1,2,2-Tetrachloroethane	ND	0.0026	mg/Kg dry	1		SW-846 8260C	12/22/11	12/22/11 13:42	MFF
1,1,2,2-Tetrachloroethane	ND	0.0017	mg/Kg dry	1		SW-846 8260C	12/26/11	12/26/11 15:34	MFF
Tetrachloroethylene	ND	0.0051	mg/Kg dry	1		SW-846 8260C	12/22/11	12/22/11 13:42	MFF
Tetrachloroethylene	ND	0.0035	mg/Kg dry	1		SW-846 8260C	12/26/11	12/26/11 15:34	MFF
Tetrahydrofuran	ND	0.026	mg/Kg dry	1	V-16	SW-846 8260C	12/22/11	12/22/11 13:42	MFF
Tetrahydrofuran	ND	0.017	mg/Kg dry	1	V-16	SW-846 8260C	12/26/11	12/26/11 15:34	MFF
Toluene	ND	0.0051	mg/Kg dry	1		SW-846 8260C	12/22/11	12/22/11 13:42	MFF
Toluene	ND	0.0035	mg/Kg dry	1		SW-846 8260C	12/26/11	12/26/11 15:34	MFF
1,2,3-Trichlorobenzene	ND	0.0051	mg/Kg dry	1	V-17	SW-846 8260C	12/22/11	12/22/11 13:42	MFF
1,2,3-Trichlorobenzene	ND	0.0035	mg/Kg dry	1	V-17	SW-846 8260C	12/26/11	12/26/11 15:34	MFF
1,2,4-Trichlorobenzene	ND	0.0051	mg/Kg dry	1	V-17	SW-846 8260C	12/22/11	12/22/11 13:42	MFF
1,2,4-Trichlorobenzene	ND	0.0035	mg/Kg dry	1	V-17	SW-846 8260C	12/26/11	12/26/11 15:34	MFF
1,1,1-Trichloroethane	ND	0.0051	mg/Kg dry	1		SW-846 8260C	12/22/11	12/22/11 13:42	MFF
1,1,1-Trichloroethane	ND	0.0035	mg/Kg dry	1		SW-846 8260C	12/26/11	12/26/11 15:34	MFF
1,1,2-Trichloroethane	ND	0.0051	mg/Kg dry	1		SW-846 8260C	12/22/11	12/22/11 13:42	MFF
1,1,2-Trichloroethane	ND	0.0035	mg/Kg dry	1		SW-846 8260C	12/26/11	12/26/11 15:34	MFF
Trichloroethylene	ND	0.0051	mg/Kg dry	1		SW-846 8260C	12/22/11	12/22/11 13:42	MFF
Trichloroethylene	ND	0.0035	mg/Kg dry	1		SW-846 8260C	12/26/11	12/26/11 15:34	MFF
Trichlorofluoromethane (Freon 11)	ND	0.026	mg/Kg dry	1		SW-846 8260C	12/22/11	12/22/11 13:42	MFF
Trichlorofluoromethane (Freon 11)	ND	0.017	mg/Kg dry	1		SW-846 8260C	12/26/11	12/26/11 15:34	MFF
1,2,3-Trichloropropane	ND	0.0051	mg/Kg dry	1		SW-846 8260C	12/22/11	12/22/11 13:42	MFF
1,2,3-Trichloropropane	ND	0.0035	mg/Kg dry	1		SW-846 8260C	12/26/11	12/26/11 15:34	MFF
1,1,2-Trichloro-1,2,2-trifluoroethane (Freon 113)	ND	0.026	mg/Kg dry	1		SW-846 8260C	12/22/11	12/22/11 13:42	MFF
1,1,2-Trichloro-1,2,2-trifluoroethane (Freon 113)	ND	0.017	mg/Kg dry	1		SW-846 8260C	12/26/11	12/26/11 15:34	MFF
1,2,4-Trimethylbenzene	ND	0.0051	mg/Kg dry	1	V-17	SW-846 8260C	12/22/11	12/22/11 13:42	MFF
1,2,4-Trimethylbenzene	ND	0.0035	mg/Kg dry	1	V-17	SW-846 8260C	12/26/11	12/26/11 15:34	MFF
1,3,5-Trimethylbenzene	ND	0.0051	mg/Kg dry	1		SW-846 8260C	12/22/11	12/22/11 13:42	MFF

con-test® ANALYTICAL LABORATORY

39 Spruce Street * East Longmeadow, MA 01028 * FAX 413/525-6405 * TEL. 413/525-2332

Project Location: 25 SKinner Street | Sample Description: | Work Order: 11L0797

Date Received: 12/21/2011

Field Sample #: B-106 2.5ft | Sampled: 12/21/2011 13:00

Sample ID: 11L0797-09

Sample Matrix: Soil

Volatile Organic Compounds by GC/MS

Analyte	Results	RL	Units	Dilution	Flag	Method	Date Prepared	Date/Time Analyzed	Analyst
1,3,5-Trimethylbenzene	ND	0.0035	mg/Kg dry	1		SW-846 8260C	12/26/11	12/26/11 15:34	MFF
Vinyl Chloride	ND	0.017	mg/Kg dry	1		SW-846 8260C	12/26/11	12/26/11 15:34	MFF
Vinyl Chloride	ND	0.026	mg/Kg dry	1		SW-846 8260C	12/22/11	12/22/11 13:42	MFF
m+p Xylene	ND	0.010	mg/Kg dry	1		SW-846 8260C	12/22/11	12/22/11 13:42	MFF
m+p Xylene	ND	0.0069	mg/Kg dry	1		SW-846 8260C	12/26/11	12/26/11 15:34	MFF
o-Xylene	ND	0.0051	mg/Kg dry	1		SW-846 8260C	12/22/11	12/22/11 13:42	MFF
o-Xylene	ND	0.0035	mg/Kg dry	1		SW-846 8260C	12/26/11	12/26/11 15:34	MFF

Surrogates	% Recovery	Recovery Limits	Flag	
1,2-Dichloroethane-d4	99.8	70-130		12/22/11 13:42
1,2-Dichloroethane-d4	91.6	70-130		12/26/11 15:34
Toluene-d8	92.7	70-130		12/22/11 13:42
Toluene-d8	91.8	70-130		12/26/11 15:34
4-Bromofluorobenzene	**67.2** *	70-130	S-03	12/22/11 13:42
4-Bromofluorobenzene	77.4	70-130		12/26/11 15:34

con-test® ANALYTICAL LABORATORY

39 Spruce Street * East Longmeadow, MA 01028 * FAX 413/525-6405 * TEL. 413/525-2332

Project Location: 25 SKinner Street | Sample Description: | Work Order: 11L0797

Date Received: 12/21/2011

Field Sample #: B-106 2.5ft | Sampled: 12/21/2011 13:00

Sample ID: 11L0797-09

Sample Matrix: Soil

Semivolatile Organic Compounds by GC/MS

Analyte	Results	RL	Units	Dilution	Flag	Method	Date Prepared	Date/Time Analyzed	Analyst
Acenaphthene	ND	0.36	mg/Kg dry	1		SW-846 8270D	12/27/11	12/28/11 14:14	CDT
Acenaphthylene	ND	0.36	mg/Kg dry	1		SW-846 8270D	12/27/11	12/28/11 14:14	CDT
Anthracene	0.52	0.36	mg/Kg dry	1		SW-846 8270D	12/27/11	12/28/11 14:14	CDT
Benzo(a)anthracene	1.5	0.36	mg/Kg dry	1		SW-846 8270D	12/27/11	12/28/11 14:14	CDT
Benzo(a)pyrene	1.4	0.36	mg/Kg dry	1		SW-846 8270D	12/27/11	12/28/11 14:14	CDT
Benzo(b)fluoranthene	1.7	0.36	mg/Kg dry	1		SW-846 8270D	12/27/11	12/28/11 14:14	CDT
Benzo(g,h,i)perylene	0.43	0.36	mg/Kg dry	1		SW-846 8270D	12/27/11	12/28/11 14:14	CDT
Benzo(k)fluoranthene	0.60	0.36	mg/Kg dry	1		SW-846 8270D	12/27/11	12/28/11 14:14	CDT
Chrysene	1.4	0.36	mg/Kg dry	1		SW-846 8270D	12/27/11	12/28/11 14:14	CDT
Dibenz(a,h)anthracene	ND	0.36	mg/Kg dry	1		SW-846 8270D	12/27/11	12/28/11 14:14	CDT
Fluoranthene	2.5	0.36	mg/Kg dry	1		SW-846 8270D	12/27/11	12/28/11 14:14	CDT
Fluorene	ND	0.36	mg/Kg dry	1		SW-846 8270D	12/27/11	12/28/11 14:14	CDT
Indeno(1,2,3-cd)pyrene	0.64	0.36	mg/Kg dry	1		SW-846 8270D	12/27/11	12/28/11 14:14	CDT
2-Methylnaphthalene	ND	0.36	mg/Kg dry	1		SW-846 8270D	12/27/11	12/28/11 14:14	CDT
Naphthalene	ND	0.36	mg/Kg dry	1		SW-846 8270D	12/27/11	12/28/11 14:14	CDT
Phenanthrene	1.9	0.36	mg/Kg dry	1		SW-846 8270D	12/27/11	12/28/11 14:14	CDT
Pyrene	2.0	0.36	mg/Kg dry	1		SW-846 8270D	12/27/11	12/28/11 14:14	CDT

Surrogates	% Recovery	Recovery Limits	Flag	
Nitrobenzene-d5	73.3	30-130		12/28/11 14:14
2-Fluorobiphenyl	48.2	30-130		12/28/11 14:14
Terphenyl-d14	34.8	30-130		12/28/11 14:14

39 Spruce Street * East Longmeadow, MA 01028 * FAX 413/525-6405 * TEL. 413/525-2332

Project Location: 25 SKinner Street
Sample Description:
Work Order: 11L0797

Date Received: 12/21/2011

Field Sample #: B-106 2.5ft
Sampled: 12/21/2011 13:00

Sample ID: 11L0797-09

Sample Matrix: Soil

Petroleum Hydrocarbons Analyses

Analyte	Results	RL	Units	Dilution	Flag	Method	Date Prepared	Date/Time Analyzed	Analyst
CT ETPH	1800	520	mg/Kg dry	25		CTDEP ETPH	12/22/11	12/28/11 12:04	SCS

Surrogates	% Recovery	Recovery Limits	Flag	
o-Terphenyl	56.0	50-150		12/28/11 12:04

39 Spruce Street * East Longmeadow, MA 01028 * FAX 413/525-6405 * TEL. 413/525-2332

Project Location: 25 SKinner Street
Sample Description:
Work Order: 11L0797

Date Received: 12/21/2011

Field Sample #: B-106 2.5ft
Sampled: 12/21/2011 13:00

Sample ID: 11L0797-09

Sample Matrix: Soil

Metals Analyses (Total)

Analyte	Results	RL	Units	Dilution	Flag	Method	Date Prepared	Date/Time Analyzed	Analyst
Antimony	ND	5.0	mg/Kg dry	1		SW-846 6010C	12/22/11	12/22/11 21:30	OP
Arsenic	14	5.0	mg/Kg dry	1		SW-846 6010C	12/22/11	12/22/11 21:30	OP
Barium	140	5.0	mg/Kg dry	1		SW-846 6010C	12/22/11	12/22/11 21:30	OP
Beryllium	ND	0.50	mg/Kg dry	1		SW-846 6010C	12/22/11	12/22/11 21:30	OP
Cadmium	3.2	0.50	mg/Kg dry	1		SW-846 6010C	12/22/11	12/22/11 21:30	OP
Chromium	16	1.0	mg/Kg dry	1		SW-846 6010C	12/22/11	12/22/11 21:30	OP
Copper	2000	1.0	mg/Kg dry	1		SW-846 6010C	12/22/11	12/22/11 21:30	OP
Lead	390	1.5	mg/Kg dry	1		SW-846 6010C	12/22/11	12/22/11 21:30	OP
Mercury	0.30	0.051	mg/Kg dry	1		SW-846 7471B	12/22/11	12/23/11 12:14	AMR
Nickel	1200	1.0	mg/Kg dry	1		SW-846 6010C	12/22/11	12/22/11 21:30	OP
Selenium	ND	10	mg/Kg dry	1		SW-846 6010C	12/22/11	12/22/11 21:30	OP
Silver	ND	1.0	mg/Kg dry	1		SW-846 6010C	12/22/11	12/22/11 21:30	OP
Thallium	ND	5.0	mg/Kg dry	1		SW-846 6010C	12/22/11	12/22/11 21:30	OP
Vanadium	25	2.0	mg/Kg dry	1		SW-846 6010C	12/22/11	12/22/11 21:30	OP
Zinc	1100	2.0	mg/Kg dry	1		SW-846 6010C	12/22/11	12/22/11 21:30	OP

39 Spruce Street * East Longmeadow, MA 01028 * FAX 413/525-6405 * TEL. 413/525-2332

Project Location: 25 SKinner Street
Sample Description:
Work Order: 11L0797

Date Received: 12/21/2011

Field Sample #: B-106 2.5ft
Sampled: 12/21/2011 13:00

Sample ID: 11L0797-09

Sample Matrix: Soil

Conventional Chemistry Parameters by EPA/APHA/SW-846 Methods (Total)

Analyte	Results	RL	Units	Dilution	Flag	Method	Date Prepared	Date/Time Analyzed	Analyst
% Solids	47.7		% Wt	1		SM 2540G	12/27/11	12/28/11 20:20	MPV

con-test® ANALYTICAL LABORATORY

39 Spruce Street * East Longmeadow, MA 01028 * FAX 413/525-6405 * TEL. 413/525-2332

Project Location: 25 SKinner Street | Sample Description: | Work Order: 11L0797

Date Received: 12/21/2011

Field Sample #: B-107 2ft | Sampled: 12/21/2011 13:30

Sample ID: 11L0797-10

Sample Matrix: Soil

Volatile Organic Compounds by GC/MS

Analyte	Results	RL	Units	Dilution	Flag	Method	Date Prepared	Date/Time Analyzed	Analyst
Acetone	ND	0.086	mg/Kg dry	1	V-16	SW-846 8260C	12/22/11	12/22/11 14:08	MFF
Acrylonitrile	ND	0.0052	mg/Kg dry	1		SW-846 8260C	12/22/11	12/22/11 14:08	MFF
Benzene	ND	0.0017	mg/Kg dry	1		SW-846 8260C	12/22/11	12/22/11 14:08	MFF
Bromobenzene	ND	0.0017	mg/Kg dry	1		SW-846 8260C	12/22/11	12/22/11 14:08	MFF
Bromodichloromethane	ND	0.0017	mg/Kg dry	1		SW-846 8260C	12/22/11	12/22/11 14:08	MFF
Bromoform	ND	0.0017	mg/Kg dry	1		SW-846 8260C	12/22/11	12/22/11 14:08	MFF
Bromomethane	ND	0.0086	mg/Kg dry	1		SW-846 8260C	12/22/11	12/22/11 14:08	MFF
2-Butanone (MEK)	ND	0.035	mg/Kg dry	1		SW-846 8260C	12/22/11	12/22/11 14:08	MFF
n-Butylbenzene	ND	0.0017	mg/Kg dry	1		SW-846 8260C	12/22/11	12/22/11 14:08	MFF
sec-Butylbenzene	ND	0.0017	mg/Kg dry	1		SW-846 8260C	12/22/11	12/22/11 14:08	MFF
tert-Butylbenzene	ND	0.0017	mg/Kg dry	1		SW-846 8260C	12/22/11	12/22/11 14:08	MFF
Carbon Disulfide	ND	0.0052	mg/Kg dry	1		SW-846 8260C	12/22/11	12/22/11 14:08	MFF
Carbon Tetrachloride	ND	0.0017	mg/Kg dry	1		SW-846 8260C	12/22/11	12/22/11 14:08	MFF
Chlorobenzene	ND	0.0017	mg/Kg dry	1		SW-846 8260C	12/22/11	12/22/11 14:08	MFF
Chlorodibromomethane	ND	0.00086	mg/Kg dry	1		SW-846 8260C	12/22/11	12/22/11 14:08	MFF
Chloroethane	ND	0.017	mg/Kg dry	1		SW-846 8260C	12/22/11	12/22/11 14:08	MFF
Chloroform	ND	0.0035	mg/Kg dry	1		SW-846 8260C	12/22/11	12/22/11 14:08	MFF
Chloromethane	ND	0.0086	mg/Kg dry	1		SW-846 8260C	12/22/11	12/22/11 14:08	MFF
2-Chlorotoluene	ND	0.0017	mg/Kg dry	1		SW-846 8260C	12/22/11	12/22/11 14:08	MFF
4-Chlorotoluene	ND	0.0017	mg/Kg dry	1		SW-846 8260C	12/22/11	12/22/11 14:08	MFF
1,2-Dibromo-3-chloropropane (DBCP)	ND	0.0017	mg/Kg dry	1		SW-846 8260C	12/22/11	12/22/11 14:08	MFF
1,2-Dibromoethane (EDB)	ND	0.00086	mg/Kg dry	1		SW-846 8260C	12/22/11	12/22/11 14:08	MFF
Dibromomethane	ND	0.0017	mg/Kg dry	1		SW-846 8260C	12/22/11	12/22/11 14:08	MFF
1,2-Dichlorobenzene	ND	0.0017	mg/Kg dry	1		SW-846 8260C	12/22/11	12/22/11 14:08	MFF
1,3-Dichlorobenzene	ND	0.0017	mg/Kg dry	1		SW-846 8260C	12/22/11	12/22/11 14:08	MFF
1,4-Dichlorobenzene	ND	0.0017	mg/Kg dry	1		SW-846 8260C	12/22/11	12/22/11 14:08	MFF
trans-1,4-Dichloro-2-butene	ND	0.0035	mg/Kg dry	1		SW-846 8260C	12/22/11	12/22/11 14:08	MFF
Dichlorodifluoromethane (Freon 12)	ND	0.017	mg/Kg dry	1		SW-846 8260C	12/22/11	12/22/11 14:08	MFF
1,1-Dichloroethane	ND	0.0017	mg/Kg dry	1		SW-846 8260C	12/22/11	12/22/11 14:08	MFF
1,2-Dichloroethane	ND	0.0017	mg/Kg dry	1		SW-846 8260C	12/22/11	12/22/11 14:08	MFF
1,1-Dichloroethylene	ND	0.0035	mg/Kg dry	1		SW-846 8260C	12/22/11	12/22/11 14:08	MFF
cis-1,2-Dichloroethylene	ND	0.0017	mg/Kg dry	1		SW-846 8260C	12/22/11	12/22/11 14:08	MFF
trans-1,2-Dichloroethylene	ND	0.0017	mg/Kg dry	1		SW-846 8260C	12/22/11	12/22/11 14:08	MFF
1,2-Dichloropropane	ND	0.0017	mg/Kg dry	1		SW-846 8260C	12/22/11	12/22/11 14:08	MFF
1,3-Dichloropropane	ND	0.00086	mg/Kg dry	1		SW-846 8260C	12/22/11	12/22/11 14:08	MFF
2,2-Dichloropropane	ND	0.0017	mg/Kg dry	1		SW-846 8260C	12/22/11	12/22/11 14:08	MFF
1,1-Dichloropropene	ND	0.0017	mg/Kg dry	1		SW-846 8260C	12/22/11	12/22/11 14:08	MFF
cis-1,3-Dichloropropene	ND	0.00086	mg/Kg dry	1		SW-846 8260C	12/22/11	12/22/11 14:08	MFF
trans-1,3-Dichloropropene	ND	0.00086	mg/Kg dry	1		SW-846 8260C	12/22/11	12/22/11 14:08	MFF
Ethylbenzene	ND	0.0017	mg/Kg dry	1		SW-846 8260C	12/22/11	12/22/11 14:08	MFF
Hexachlorobutadiene	ND	0.0017	mg/Kg dry	1		SW-846 8260C	12/22/11	12/22/11 14:08	MFF
2-Hexanone (MBK)	ND	0.017	mg/Kg dry	1		SW-846 8260C	12/22/11	12/22/11 14:08	MFF
Isopropylbenzene (Cumene)	ND	0.0017	mg/Kg dry	1		SW-846 8260C	12/22/11	12/22/11 14:08	MFF

con-test® ANALYTICAL LABORATORY

39 Spruce Street * East Longmeadow, MA 01028 * FAX 413/525-6405 * TEL. 413/525-2332

Project Location: 25 SKinner Street | Sample Description: | Work Order: 11L0797

Date Received: 12/21/2011

Field Sample #: B-107 2ft | Sampled: 12/21/2011 13:30

Sample ID: 11L0797-10

Sample Matrix: Soil

Volatile Organic Compounds by GC/MS

Analyte	Results	RL	Units	Dilution	Flag	Method	Date Prepared	Date/Time Analyzed	Analyst
p-Isopropyltoluene (p-Cymene)	ND	0.0017	mg/Kg dry	1		SW-846 8260C	12/22/11	12/22/11 14:08	MFF
Methyl tert-Butyl Ether (MTBE)	ND	0.0035	mg/Kg dry	1		SW-846 8260C	12/22/11	12/22/11 14:08	MFF
Methylene Chloride	ND	0.017	mg/Kg dry	1		SW-846 8260C	12/22/11	12/22/11 14:08	MFF
4-Methyl-2-pentanone (MIBK)	ND	0.017	mg/Kg dry	1		SW-846 8260C	12/22/11	12/22/11 14:08	MFF
Naphthalene	ND	0.0035	mg/Kg dry	1		SW-846 8260C	12/22/11	12/22/11 14:08	MFF
n-Propylbenzene	ND	0.0017	mg/Kg dry	1		SW-846 8260C	12/22/11	12/22/11 14:08	MFF
Styrene	ND	0.0017	mg/Kg dry	1		SW-846 8260C	12/22/11	12/22/11 14:08	MFF
1,1,1,2-Tetrachloroethane	ND	0.0017	mg/Kg dry	1		SW-846 8260C	12/22/11	12/22/11 14:08	MFF
1,1,2,2-Tetrachloroethane	ND	0.00086	mg/Kg dry	1		SW-846 8260C	12/22/11	12/22/11 14:08	MFF
Tetrachloroethylene	ND	0.0017	mg/Kg dry	1		SW-846 8260C	12/22/11	12/22/11 14:08	MFF
Tetrahydrofuran	ND	0.0086	mg/Kg dry	1	V-16	SW-846 8260C	12/22/11	12/22/11 14:08	MFF
Toluene	ND	0.0017	mg/Kg dry	1		SW-846 8260C	12/22/11	12/22/11 14:08	MFF
1,2,3-Trichlorobenzene	ND	0.0017	mg/Kg dry	1		SW-846 8260C	12/22/11	12/22/11 14:08	MFF
1,2,4-Trichlorobenzene	ND	0.0017	mg/Kg dry	1		SW-846 8260C	12/22/11	12/22/11 14:08	MFF
1,1,1-Trichloroethane	ND	0.0017	mg/Kg dry	1		SW-846 8260C	12/22/11	12/22/11 14:08	MFF
1,1,2-Trichloroethane	ND	0.0017	mg/Kg dry	1		SW-846 8260C	12/22/11	12/22/11 14:08	MFF
Trichloroethylene	ND	0.0017	mg/Kg dry	1		SW-846 8260C	12/22/11	12/22/11 14:08	MFF
Trichlorofluoromethane (Freon 11)	ND	0.0086	mg/Kg dry	1		SW-846 8260C	12/22/11	12/22/11 14:08	MFF
1,2,3-Trichloropropane	ND	0.0017	mg/Kg dry	1		SW-846 8260C	12/22/11	12/22/11 14:08	MFF
1,1,2-Trichloro-1,2,2-trifluoroethane (Freon 113)	ND	0.0086	mg/Kg dry	1		SW-846 8260C	12/22/11	12/22/11 14:08	MFF
1,2,4-Trimethylbenzene	ND	0.0017	mg/Kg dry	1		SW-846 8260C	12/22/11	12/22/11 14:08	MFF
1,3,5-Trimethylbenzene	ND	0.0017	mg/Kg dry	1		SW-846 8260C	12/22/11	12/22/11 14:08	MFF
Vinyl Chloride	ND	0.0086	mg/Kg dry	1		SW-846 8260C	12/22/11	12/22/11 14:08	MFF
m+p Xylene	ND	0.0035	mg/Kg dry	1		SW-846 8260C	12/22/11	12/22/11 14:08	MFF
o-Xylene	ND	0.0017	mg/Kg dry	1		SW-846 8260C	12/22/11	12/22/11 14:08	MFF

Surrogates	% Recovery	Recovery Limits	Flag	
1,2-Dichloroethane-d4	109	70-130		12/22/11 14:08
Toluene-d8	100	70-130		12/22/11 14:08
4-Bromofluorobenzene	95.6	70-130		12/22/11 14:08

con-test® ANALYTICAL LABORATORY

39 Spruce Street * East Longmeadow, MA 01028 * FAX 413/525-6405 * TEL. 413/525-2332

Project Location: 25 SKinner Street | Sample Description: | Work Order: 11L0797

Date Received: 12/21/2011

Field Sample #: B-107 2ft | Sampled: 12/21/2011 13:30

Sample ID: 11L0797-10

Sample Matrix: Soil

Semivolatile Organic Compounds by GC/MS

Analyte	Results	RL	Units	Dilution	Flag	Method	Date Prepared	Date/Time Analyzed	Analyst
Acenaphthene	ND	0.19	mg/Kg dry	1		SW-846 8270D	12/22/11	12/27/11 20:50	CDT
Acenaphthylene	ND	0.19	mg/Kg dry	1		SW-846 8270D	12/22/11	12/27/11 20:50	CDT
Anthracene	ND	0.19	mg/Kg dry	1		SW-846 8270D	12/22/11	12/27/11 20:50	CDT
Benzo(a)anthracene	ND	0.19	mg/Kg dry	1		SW-846 8270D	12/22/11	12/27/11 20:50	CDT
Benzo(a)pyrene	ND	0.19	mg/Kg dry	1		SW-846 8270D	12/22/11	12/27/11 20:50	CDT
Benzo(b)fluoranthene	ND	0.19	mg/Kg dry	1		SW-846 8270D	12/22/11	12/27/11 20:50	CDT
Benzo(g,h,i)perylene	ND	0.19	mg/Kg dry	1		SW-846 8270D	12/22/11	12/27/11 20:50	CDT
Benzo(k)fluoranthene	ND	0.19	mg/Kg dry	1		SW-846 8270D	12/22/11	12/27/11 20:50	CDT
Chrysene	ND	0.19	mg/Kg dry	1		SW-846 8270D	12/22/11	12/27/11 20:50	CDT
Dibenz(a,h)anthracene	ND	0.19	mg/Kg dry	1		SW-846 8270D	12/22/11	12/27/11 20:50	CDT
Fluoranthene	ND	0.19	mg/Kg dry	1		SW-846 8270D	12/22/11	12/27/11 20:50	CDT
Fluorene	ND	0.19	mg/Kg dry	1		SW-846 8270D	12/22/11	12/27/11 20:50	CDT
Indeno(1,2,3-cd)pyrene	ND	0.19	mg/Kg dry	1	V-06	SW-846 8270D	12/22/11	12/27/11 20:50	CDT
2-Methylnaphthalene	ND	0.19	mg/Kg dry	1		SW-846 8270D	12/22/11	12/27/11 20:50	CDT
Naphthalene	ND	0.19	mg/Kg dry	1		SW-846 8270D	12/22/11	12/27/11 20:50	CDT
Phenanthrene	ND	0.19	mg/Kg dry	1		SW-846 8270D	12/22/11	12/27/11 20:50	CDT
Pyrene	ND	0.19	mg/Kg dry	1		SW-846 8270D	12/22/11	12/27/11 20:50	CDT

Surrogates	% Recovery	Recovery Limits	Flag	
Nitrobenzene-d5	64.8	30-130		12/27/11 20:50
2-Fluorobiphenyl	66.2	30-130		12/27/11 20:50
Terphenyl-d14	53.7	30-130		12/27/11 20:50

con-test® ANALYTICAL LABORATORY

39 Spruce Street * East Longmeadow, MA 01028 * FAX 413/525-6405 * TEL. 413/525-2332

Project Location: 25 SKinner Street | Sample Description: | Work Order: 11L0797

Date Received: 12/21/2011

Field Sample #: B-107 2ft | Sampled: 12/21/2011 13:30

Sample ID: 11L0797-10

Sample Matrix: Soil

Polychlorinated Biphenyls By GC/ECD

Analyte	Results	RL	Units	Dilution	Flag	Method	Date Prepared	Date/Time Analyzed	Analyst
Aroclor-1016 [1]	ND	0.11	mg/Kg dry	5		SW-846 8082A	12/22/11	12/27/11 13:37	MJC
Aroclor-1221 [1]	ND	0.11	mg/Kg dry	5		SW-846 8082A	12/22/11	12/27/11 13:37	MJC
Aroclor-1232 [1]	ND	0.11	mg/Kg dry	5		SW-846 8082A	12/22/11	12/27/11 13:37	MJC
Aroclor-1242 [1]	ND	0.11	mg/Kg dry	5		SW-846 8082A	12/22/11	12/27/11 13:37	MJC
Aroclor-1248 [1]	ND	0.11	mg/Kg dry	5		SW-846 8082A	12/22/11	12/27/11 13:37	MJC
Aroclor-1254 [1]	ND	0.11	mg/Kg dry	5		SW-846 8082A	12/22/11	12/27/11 13:37	MJC
Aroclor-1260 [1]	ND	0.11	mg/Kg dry	5		SW-846 8082A	12/22/11	12/27/11 13:37	MJC
Aroclor-1262 [1]	ND	0.11	mg/Kg dry	5		SW-846 8082A	12/22/11	12/27/11 13:37	MJC
Aroclor-1268 [1]	ND	0.11	mg/Kg dry	5		SW-846 8082A	12/22/11	12/27/11 13:37	MJC

Surrogates	% Recovery	Recovery Limits	Flag	
Decachlorobiphenyl [1]	76.2	30-150		12/27/11 13:37
Decachlorobiphenyl [2]	85.5	30-150		12/27/11 13:37
Tetrachloro-m-xylene [1]	88.5	30-150		12/27/11 13:37
Tetrachloro-m-xylene [2]	91.8	30-150		12/27/11 13:37

39 Spruce Street * East Longmeadow, MA 01028 * FAX 413/525-6405 * TEL. 413/525-2332

Project Location: 25 SKinner Street
Sample Description:
Work Order: 11L0797

Date Received: 12/21/2011

Field Sample #: B-107 2ft
Sampled: 12/21/2011 13:30

Sample ID: 11L0797-10

Sample Matrix: Soil

Petroleum Hydrocarbons Analyses

Analyte	Results	RL	Units	Dilution	Flag	Method	Date Prepared	Date/Time Analyzed	Analyst
CT ETPH	230	110	mg/Kg dry	5		CTDEP ETPH	12/22/11	12/27/11 18:36	SCS

Surrogates	% Recovery	Recovery Limits	Flag		
o-Terphenyl	72.1	50-150			12/27/11 18:36

con-test® ANALYTICAL LABORATORY

39 Spruce Street * East Longmeadow, MA 01028 * FAX 413/525-6405 * TEL. 413/525-2332

Project Location: 25 SKinner Street | Sample Description: | Work Order: 11L0797

Date Received: 12/21/2011

Field Sample #: B-107 2ft | Sampled: 12/21/2011 13:30

Sample ID: 11L0797-10

Sample Matrix: Soil

Metals Analyses (Total)

Analyte	Results	RL	Units	Dilution	Flag	Method	Date Prepared	Date/Time Analyzed	Analyst
Antimony	ND	2.8	mg/Kg dry	1		SW-846 6010C	12/22/11	12/22/11 21:35	OP
Arsenic	6.9	2.8	mg/Kg dry	1		SW-846 6010C	12/22/11	12/22/11 21:35	OP
Barium	92	2.8	mg/Kg dry	1		SW-846 6010C	12/22/11	12/22/11 21:35	OP
Beryllium	ND	0.28	mg/Kg dry	1		SW-846 6010C	12/22/11	12/22/11 21:35	OP
Cadmium	0.37	0.28	mg/Kg dry	1		SW-846 6010C	12/22/11	12/22/11 21:35	OP
Chromium	17	0.55	mg/Kg dry	1		SW-846 6010C	12/22/11	12/22/11 21:35	OP
Copper	140	0.55	mg/Kg dry	1		SW-846 6010C	12/22/11	12/22/11 21:35	OP
Lead	31	0.83	mg/Kg dry	1		SW-846 6010C	12/22/11	12/22/11 21:35	OP
Mercury	ND	0.028	mg/Kg dry	1		SW-846 7471B	12/22/11	12/23/11 12:15	AMR
Nickel	31	0.55	mg/Kg dry	1		SW-846 6010C	12/22/11	12/22/11 21:35	OP
Selenium	ND	5.5	mg/Kg dry	1		SW-846 6010C	12/22/11	12/22/11 21:35	OP
Silver	ND	0.55	mg/Kg dry	1		SW-846 6010C	12/22/11	12/22/11 21:35	OP
Thallium	ND	2.8	mg/Kg dry	1		SW-846 6010C	12/22/11	12/22/11 21:35	OP
Vanadium	29	1.1	mg/Kg dry	1		SW-846 6010C	12/22/11	12/22/11 21:35	OP
Zinc	95	1.1	mg/Kg dry	1		SW-846 6010C	12/22/11	12/22/11 21:35	OP

39 Spruce Street * East Longmeadow, MA 01028 * FAX 413/525-6405 * TEL. 413/525-2332

Project Location: 25 SKinner Street
Sample Description:
Work Order: 11L0797

Date Received: 12/21/2011

Field Sample #: B-107 2ft
Sampled: 12/21/2011 13:30

Sample ID: 11L0797-10

Sample Matrix: Soil

Conventional Chemistry Parameters by EPA/APHA/SW-846 Methods (Total)

Analyte	Results	RL	Units	Dilution	Flag	Method	Date Prepared	Date/Time Analyzed	Analyst
% Solids	89.1		% Wt	1		SM 2540G	12/27/11	12/28/11 20:20	MPV

con-test® ANALYTICAL LABORATORY
39 Spruce Street * East Longmeadow, MA 01028 * FAX 413/525-6405 * TEL. 413/525-2332

Project Location: 25 SKinner Street | Sample Description: | Work Order: 11L0797

Date Received: 12/21/2011

Field Sample #: B-108 4ft | Sampled: 12/21/2011 00:00

Sample ID: 11L0797-11

Sample Matrix: Soil

Volatile Organic Compounds by GC/MS

Analyte	Results	RL	Units	Dilution	Flag	Method	Date Prepared	Date/Time Analyzed	Analyst
Acetone	ND	0.25	mg/Kg dry	1	V-16	SW-846 8260C	12/22/11	12/22/11 14:33	MFF
Acetone	ND	0.24	mg/Kg dry	1	V-16	SW-846 8260C	12/26/11	12/26/11 15:08	MFF
Acrylonitrile	ND	0.015	mg/Kg dry	1		SW-846 8260C	12/22/11	12/22/11 14:33	MFF
Acrylonitrile	ND	0.014	mg/Kg dry	1		SW-846 8260C	12/26/11	12/26/11 15:08	MFF
Benzene	ND	0.0050	mg/Kg dry	1		SW-846 8260C	12/22/11	12/22/11 14:33	MFF
Benzene	ND	0.0048	mg/Kg dry	1		SW-846 8260C	12/26/11	12/26/11 15:08	MFF
Bromobenzene	ND	0.0050	mg/Kg dry	1		SW-846 8260C	12/22/11	12/22/11 14:33	MFF
Bromobenzene	ND	0.0048	mg/Kg dry	1		SW-846 8260C	12/26/11	12/26/11 15:08	MFF
Bromodichloromethane	ND	0.0050	mg/Kg dry	1		SW-846 8260C	12/22/11	12/22/11 14:33	MFF
Bromodichloromethane	ND	0.0048	mg/Kg dry	1		SW-846 8260C	12/26/11	12/26/11 15:08	MFF
Bromoform	ND	0.0050	mg/Kg dry	1		SW-846 8260C	12/22/11	12/22/11 14:33	MFF
Bromoform	ND	0.0048	mg/Kg dry	1		SW-846 8260C	12/26/11	12/26/11 15:08	MFF
Bromomethane	ND	0.025	mg/Kg dry	1		SW-846 8260C	12/22/11	12/22/11 14:33	MFF
Bromomethane	ND	0.024	mg/Kg dry	1		SW-846 8260C	12/26/11	12/26/11 15:08	MFF
2-Butanone (MEK)	ND	0.10	mg/Kg dry	1		SW-846 8260C	12/22/11	12/22/11 14:33	MFF
2-Butanone (MEK)	ND	0.095	mg/Kg dry	1		SW-846 8260C	12/26/11	12/26/11 15:08	MFF
n-Butylbenzene	ND	0.0050	mg/Kg dry	1	V-17	SW-846 8260C	12/22/11	12/22/11 14:33	MFF
n-Butylbenzene	ND	0.0048	mg/Kg dry	1	V-17	SW-846 8260C	12/26/11	12/26/11 15:08	MFF
sec-Butylbenzene	ND	0.0050	mg/Kg dry	1	V-17	SW-846 8260C	12/22/11	12/22/11 14:33	MFF
sec-Butylbenzene	ND	0.0048	mg/Kg dry	1	V-17	SW-846 8260C	12/26/11	12/26/11 15:08	MFF
tert-Butylbenzene	ND	0.0050	mg/Kg dry	1	V-17	SW-846 8260C	12/22/11	12/22/11 14:33	MFF
tert-Butylbenzene	ND	0.0048	mg/Kg dry	1	V-17	SW-846 8260C	12/26/11	12/26/11 15:08	MFF
Carbon Disulfide	ND	0.015	mg/Kg dry	1		SW-846 8260C	12/22/11	12/22/11 14:33	MFF
Carbon Disulfide	ND	0.014	mg/Kg dry	1		SW-846 8260C	12/26/11	12/26/11 15:08	MFF
Carbon Tetrachloride	ND	0.0050	mg/Kg dry	1		SW-846 8260C	12/22/11	12/22/11 14:33	MFF
Carbon Tetrachloride	ND	0.0048	mg/Kg dry	1		SW-846 8260C	12/26/11	12/26/11 15:08	MFF
Chlorobenzene	ND	0.0050	mg/Kg dry	1		SW-846 8260C	12/22/11	12/22/11 14:33	MFF
Chlorobenzene	ND	0.0048	mg/Kg dry	1		SW-846 8260C	12/26/11	12/26/11 15:08	MFF
Chlorodibromomethane	ND	0.0025	mg/Kg dry	1		SW-846 8260C	12/22/11	12/22/11 14:33	MFF
Chlorodibromomethane	ND	0.0024	mg/Kg dry	1		SW-846 8260C	12/26/11	12/26/11 15:08	MFF
Chloroethane	ND	0.050	mg/Kg dry	1		SW-846 8260C	12/22/11	12/22/11 14:33	MFF
Chloroethane	ND	0.048	mg/Kg dry	1		SW-846 8260C	12/26/11	12/26/11 15:08	MFF
Chloroform	ND	0.010	mg/Kg dry	1		SW-846 8260C	12/22/11	12/22/11 14:33	MFF
Chloroform	ND	0.0095	mg/Kg dry	1		SW-846 8260C	12/26/11	12/26/11 15:08	MFF
Chloromethane	ND	0.025	mg/Kg dry	1		SW-846 8260C	12/22/11	12/22/11 14:33	MFF
Chloromethane	ND	0.024	mg/Kg dry	1		SW-846 8260C	12/26/11	12/26/11 15:08	MFF
2-Chlorotoluene	ND	0.0050	mg/Kg dry	1		SW-846 8260C	12/22/11	12/22/11 14:33	MFF
2-Chlorotoluene	ND	0.0048	mg/Kg dry	1		SW-846 8260C	12/26/11	12/26/11 15:08	MFF
4-Chlorotoluene	ND	0.0050	mg/Kg dry	1		SW-846 8260C	12/22/11	12/22/11 14:33	MFF
4-Chlorotoluene	ND	0.0048	mg/Kg dry	1		SW-846 8260C	12/26/11	12/26/11 15:08	MFF
1,2-Dibromo-3-chloropropane (DBCP)	ND	0.0050	mg/Kg dry	1	V-17	SW-846 8260C	12/22/11	12/22/11 14:33	MFF
1,2-Dibromo-3-chloropropane (DBCP)	ND	0.0048	mg/Kg dry	1	V-17	SW-846 8260C	12/26/11	12/26/11 15:08	MFF
1,2-Dibromoethane (EDB)	ND	0.0025	mg/Kg dry	1		SW-846 8260C	12/22/11	12/22/11 14:33	MFF

con-test® ANALYTICAL LABORATORY
39 Spruce Street * East Longmeadow, MA 01028 * FAX 413/525-6405 * TEL. 413/525-2332

Project Location: 25 SKinner Street | Sample Description: | Work Order: 11L0797

Date Received: 12/21/2011

Field Sample #: B-108 4ft | Sampled: 12/21/2011 00:00

Sample ID: 11L0797-11

Sample Matrix: Soil

Volatile Organic Compounds by GC/MS

Analyte	Results	RL	Units	Dilution	Flag	Method	Date Prepared	Date/Time Analyzed	Analyst
1,2-Dibromoethane (EDB)	ND	0.0024	mg/Kg dry	1		SW-846 8260C	12/26/11	12/26/11 15:08	MFF
Dibromomethane	ND	0.0050	mg/Kg dry	1		SW-846 8260C	12/22/11	12/22/11 14:33	MFF
Dibromomethane	ND	0.0048	mg/Kg dry	1		SW-846 8260C	12/26/11	12/26/11 15:08	MFF
1,2-Dichlorobenzene	ND	0.0050	mg/Kg dry	1	V-17	SW-846 8260C	12/22/11	12/22/11 14:33	MFF
1,2-Dichlorobenzene	ND	0.0048	mg/Kg dry	1	V-17	SW-846 8260C	12/26/11	12/26/11 15:08	MFF
1,3-Dichlorobenzene	ND	0.0050	mg/Kg dry	1	V-17	SW-846 8260C	12/22/11	12/22/11 14:33	MFF
1,3-Dichlorobenzene	ND	0.0048	mg/Kg dry	1	V-17	SW-846 8260C	12/26/11	12/26/11 15:08	MFF
1,4-Dichlorobenzene	ND	0.0050	mg/Kg dry	1	V-17	SW-846 8260C	12/22/11	12/22/11 14:33	MFF
1,4-Dichlorobenzene	ND	0.0048	mg/Kg dry	1	V-17	SW-846 8260C	12/26/11	12/26/11 15:08	MFF
trans-1,4-Dichloro-2-butene	ND	0.010	mg/Kg dry	1		SW-846 8260C	12/22/11	12/22/11 14:33	MFF
trans-1,4-Dichloro-2-butene	ND	0.0095	mg/Kg dry	1		SW-846 8260C	12/26/11	12/26/11 15:08	MFF
Dichlorodifluoromethane (Freon 12)	ND	0.050	mg/Kg dry	1		SW-846 8260C	12/22/11	12/22/11 14:33	MFF
Dichlorodifluoromethane (Freon 12)	ND	0.048	mg/Kg dry	1		SW-846 8260C	12/26/11	12/26/11 15:08	MFF
1,1-Dichloroethane	ND	0.0050	mg/Kg dry	1		SW-846 8260C	12/22/11	12/22/11 14:33	MFF
1,1-Dichloroethane	ND	0.0048	mg/Kg dry	1		SW-846 8260C	12/26/11	12/26/11 15:08	MFF
1,2-Dichloroethane	ND	0.0050	mg/Kg dry	1		SW-846 8260C	12/22/11	12/22/11 14:33	MFF
1,2-Dichloroethane	ND	0.0048	mg/Kg dry	1		SW-846 8260C	12/26/11	12/26/11 15:08	MFF
1,1-Dichloroethylene	ND	0.010	mg/Kg dry	1		SW-846 8260C	12/22/11	12/22/11 14:33	MFF
1,1-Dichloroethylene	ND	0.0095	mg/Kg dry	1		SW-846 8260C	12/26/11	12/26/11 15:08	MFF
cis-1,2-Dichloroethylene	ND	0.0050	mg/Kg dry	1		SW-846 8260C	12/22/11	12/22/11 14:33	MFF
cis-1,2-Dichloroethylene	ND	0.0048	mg/Kg dry	1		SW-846 8260C	12/26/11	12/26/11 15:08	MFF
trans-1,2-Dichloroethylene	ND	0.0050	mg/Kg dry	1		SW-846 8260C	12/22/11	12/22/11 14:33	MFF
trans-1,2-Dichloroethylene	ND	0.0048	mg/Kg dry	1		SW-846 8260C	12/26/11	12/26/11 15:08	MFF
1,2-Dichloropropane	ND	0.0050	mg/Kg dry	1		SW-846 8260C	12/22/11	12/22/11 14:33	MFF
1,2-Dichloropropane	ND	0.0048	mg/Kg dry	1		SW-846 8260C	12/26/11	12/26/11 15:08	MFF
1,3-Dichloropropane	ND	0.0025	mg/Kg dry	1		SW-846 8260C	12/22/11	12/22/11 14:33	MFF
1,3-Dichloropropane	ND	0.0024	mg/Kg dry	1		SW-846 8260C	12/26/11	12/26/11 15:08	MFF
2,2-Dichloropropane	ND	0.0050	mg/Kg dry	1		SW-846 8260C	12/22/11	12/22/11 14:33	MFF
2,2-Dichloropropane	ND	0.0048	mg/Kg dry	1		SW-846 8260C	12/26/11	12/26/11 15:08	MFF
1,1-Dichloropropene	ND	0.0050	mg/Kg dry	1		SW-846 8260C	12/22/11	12/22/11 14:33	MFF
1,1-Dichloropropene	ND	0.0048	mg/Kg dry	1		SW-846 8260C	12/26/11	12/26/11 15:08	MFF
cis-1,3-Dichloropropene	ND	0.0025	mg/Kg dry	1		SW-846 8260C	12/22/11	12/22/11 14:33	MFF
cis-1,3-Dichloropropene	ND	0.0024	mg/Kg dry	1		SW-846 8260C	12/26/11	12/26/11 15:08	MFF
trans-1,3-Dichloropropene	ND	0.0025	mg/Kg dry	1		SW-846 8260C	12/22/11	12/22/11 14:33	MFF
trans-1,3-Dichloropropene	ND	0.0024	mg/Kg dry	1		SW-846 8260C	12/26/11	12/26/11 15:08	MFF
Ethylbenzene	ND	0.0050	mg/Kg dry	1		SW-846 8260C	12/22/11	12/22/11 14:33	MFF
Ethylbenzene	ND	0.0048	mg/Kg dry	1		SW-846 8260C	12/26/11	12/26/11 15:08	MFF
Hexachlorobutadiene	ND	0.0050	mg/Kg dry	1	V-17	SW-846 8260C	12/22/11	12/22/11 14:33	MFF
Hexachlorobutadiene	ND	0.0048	mg/Kg dry	1	V-17	SW-846 8260C	12/26/11	12/26/11 15:08	MFF
2-Hexanone (MBK)	ND	0.050	mg/Kg dry	1		SW-846 8260C	12/22/11	12/22/11 14:33	MFF
2-Hexanone (MBK)	ND	0.048	mg/Kg dry	1		SW-846 8260C	12/26/11	12/26/11 15:08	MFF
Isopropylbenzene (Cumene)	ND	0.0050	mg/Kg dry	1		SW-846 8260C	12/22/11	12/22/11 14:33	MFF
Isopropylbenzene (Cumene)	ND	0.0048	mg/Kg dry	1		SW-846 8260C	12/26/11	12/26/11 15:08	MFF

con-test® ANALYTICAL LABORATORY
39 Spruce Street * East Longmeadow, MA 01028 * FAX 413/525-6405 * TEL. 413/525-2332

Project Location: 25 SKinner Street | Sample Description: | Work Order: 11L0797

Date Received: 12/21/2011

Field Sample #: B-108 4ft | Sampled: 12/21/2011 00:00

Sample ID: 11L0797-11

Sample Matrix: Soil

Volatile Organic Compounds by GC/MS

Analyte	Results	RL	Units	Dilution	Flag	Method	Date Prepared	Date/Time Analyzed	Analyst
p-Isopropyltoluene (p-Cymene)	ND	0.0050	mg/Kg dry	1	V-17	SW-846 8260C	12/22/11	12/22/11 14:33	MFF
p-Isopropyltoluene (p-Cymene)	ND	0.0048	mg/Kg dry	1	V-17	SW-846 8260C	12/26/11	12/26/11 15:08	MFF
Methyl tert-Butyl Ether (MTBE)	ND	0.010	mg/Kg dry	1		SW-846 8260C	12/22/11	12/22/11 14:33	MFF
Methyl tert-Butyl Ether (MTBE)	ND	0.0095	mg/Kg dry	1		SW-846 8260C	12/26/11	12/26/11 15:08	MFF
Methylene Chloride	ND	0.050	mg/Kg dry	1		SW-846 8260C	12/22/11	12/22/11 14:33	MFF
Methylene Chloride	ND	0.048	mg/Kg dry	1		SW-846 8260C	12/26/11	12/26/11 15:08	MFF
4-Methyl-2-pentanone (MIBK)	ND	0.050	mg/Kg dry	1		SW-846 8260C	12/22/11	12/22/11 14:33	MFF
4-Methyl-2-pentanone (MIBK)	ND	0.048	mg/Kg dry	1		SW-846 8260C	12/26/11	12/26/11 15:08	MFF
Naphthalene	ND	0.010	mg/Kg dry	1	V-17	SW-846 8260C	12/22/11	12/22/11 14:33	MFF
Naphthalene	ND	0.0095	mg/Kg dry	1	V-17	SW-846 8260C	12/26/11	12/26/11 15:08	MFF
n-Propylbenzene	ND	0.0050	mg/Kg dry	1		SW-846 8260C	12/22/11	12/22/11 14:33	MFF
n-Propylbenzene	ND	0.0048	mg/Kg dry	1		SW-846 8260C	12/26/11	12/26/11 15:08	MFF
Styrene	ND	0.0050	mg/Kg dry	1		SW-846 8260C	12/22/11	12/22/11 14:33	MFF
Styrene	ND	0.0048	mg/Kg dry	1		SW-846 8260C	12/26/11	12/26/11 15:08	MFF
1,1,1,2-Tetrachloroethane	ND	0.0048	mg/Kg dry	1		SW-846 8260C	12/26/11	12/26/11 15:08	MFF
1,1,1,2-Tetrachloroethane	ND	0.0050	mg/Kg dry	1		SW-846 8260C	12/22/11	12/22/11 14:33	MFF
1,1,2,2-Tetrachloroethane	ND	0.0025	mg/Kg dry	1		SW-846 8260C	12/22/11	12/22/11 14:33	MFF
1,1,2,2-Tetrachloroethane	ND	0.0024	mg/Kg dry	1		SW-846 8260C	12/26/11	12/26/11 15:08	MFF
Tetrachloroethylene	ND	0.0050	mg/Kg dry	1		SW-846 8260C	12/22/11	12/22/11 14:33	MFF
Tetrachloroethylene	ND	0.0048	mg/Kg dry	1		SW-846 8260C	12/26/11	12/26/11 15:08	MFF
Tetrahydrofuran	ND	0.025	mg/Kg dry	1	V-16	SW-846 8260C	12/22/11	12/22/11 14:33	MFF
Tetrahydrofuran	ND	0.024	mg/Kg dry	1	V-16	SW-846 8260C	12/26/11	12/26/11 15:08	MFF
Toluene	ND	0.0050	mg/Kg dry	1		SW-846 8260C	12/22/11	12/22/11 14:33	MFF
Toluene	ND	0.0048	mg/Kg dry	1		SW-846 8260C	12/26/11	12/26/11 15:08	MFF
1,2,3-Trichlorobenzene	ND	0.0050	mg/Kg dry	1	V-17	SW-846 8260C	12/22/11	12/22/11 14:33	MFF
1,2,3-Trichlorobenzene	ND	0.0048	mg/Kg dry	1	V-17	SW-846 8260C	12/26/11	12/26/11 15:08	MFF
1,2,4-Trichlorobenzene	ND	0.0050	mg/Kg dry	1	V-17	SW-846 8260C	12/22/11	12/22/11 14:33	MFF
1,2,4-Trichlorobenzene	ND	0.0048	mg/Kg dry	1	V-17	SW-846 8260C	12/26/11	12/26/11 15:08	MFF
1,1,1-Trichloroethane	ND	0.0050	mg/Kg dry	1		SW-846 8260C	12/22/11	12/22/11 14:33	MFF
1,1,1-Trichloroethane	ND	0.0048	mg/Kg dry	1		SW-846 8260C	12/26/11	12/26/11 15:08	MFF
1,1,2-Trichloroethane	ND	0.0050	mg/Kg dry	1		SW-846 8260C	12/22/11	12/22/11 14:33	MFF
1,1,2-Trichloroethane	ND	0.0048	mg/Kg dry	1		SW-846 8260C	12/26/11	12/26/11 15:08	MFF
Trichloroethylene	ND	0.0050	mg/Kg dry	1		SW-846 8260C	12/22/11	12/22/11 14:33	MFF
Trichloroethylene	ND	0.0048	mg/Kg dry	1		SW-846 8260C	12/26/11	12/26/11 15:08	MFF
Trichlorofluoromethane (Freon 11)	ND	0.025	mg/Kg dry	1		SW-846 8260C	12/22/11	12/22/11 14:33	MFF
Trichlorofluoromethane (Freon 11)	ND	0.024	mg/Kg dry	1		SW-846 8260C	12/26/11	12/26/11 15:08	MFF
1,2,3-Trichloropropane	ND	0.0050	mg/Kg dry	1		SW-846 8260C	12/22/11	12/22/11 14:33	MFF
1,2,3-Trichloropropane	ND	0.0048	mg/Kg dry	1		SW-846 8260C	12/26/11	12/26/11 15:08	MFF
1,1,2-Trichloro-1,2,2-trifluoroethane (Freon 113)	ND	0.025	mg/Kg dry	1		SW-846 8260C	12/22/11	12/22/11 14:33	MFF
1,1,2-Trichloro-1,2,2-trifluoroethane (Freon 113)	ND	0.024	mg/Kg dry	1		SW-846 8260C	12/26/11	12/26/11 15:08	MFF
1,2,4-Trimethylbenzene	ND	0.0050	mg/Kg dry	1	V-17	SW-846 8260C	12/22/11	12/22/11 14:33	MFF
1,2,4-Trimethylbenzene	ND	0.0048	mg/Kg dry	1	V-17	SW-846 8260C	12/26/11	12/26/11 15:08	MFF
1,3,5-Trimethylbenzene	ND	0.0050	mg/Kg dry	1		SW-846 8260C	12/22/11	12/22/11 14:33	MFF

con-test® ANALYTICAL LABORATORY
39 Spruce Street * East Longmeadow, MA 01028 * FAX 413/525-6405 * TEL. 413/525-2332

Project Location: 25 SKinner Street | Sample Description: | Work Order: 11L0797

Date Received: 12/21/2011

Field Sample #: B-108 4ft | Sampled: 12/21/2011 00:00

Sample ID: 11L0797-11

Sample Matrix: Soil

Volatile Organic Compounds by GC/MS

Analyte	Results	RL	Units	Dilution	Flag	Method	Date Prepared	Date/Time Analyzed	Analyst
1,3,5-Trimethylbenzene	ND	0.0048	mg/Kg dry	1		SW-846 8260C	12/26/11	12/26/11 15:08	MFF
Vinyl Chloride	ND	0.025	mg/Kg dry	1		SW-846 8260C	12/22/11	12/22/11 14:33	MFF
Vinyl Chloride	ND	0.024	mg/Kg dry	1		SW-846 8260C	12/26/11	12/26/11 15:08	MFF
m+p Xylene	ND	0.010	mg/Kg dry	1		SW-846 8260C	12/22/11	12/22/11 14:33	MFF
m+p Xylene	ND	0.0095	mg/Kg dry	1		SW-846 8260C	12/26/11	12/26/11 15:08	MFF
o-Xylene	ND	0.0050	mg/Kg dry	1		SW-846 8260C	12/22/11	12/22/11 14:33	MFF
o-Xylene	ND	0.0048	mg/Kg dry	1		SW-846 8260C	12/26/11	12/26/11 15:08	MFF

Surrogates	% Recovery	Recovery Limits	Flag	
1,2-Dichloroethane-d4	104	70-130		12/22/11 14:33
1,2-Dichloroethane-d4	98.8	70-130		12/26/11 15:08
Toluene-d8	94.5	70-130		12/22/11 14:33
Toluene-d8	94.2	70-130		12/26/11 15:08
4-Bromofluorobenzene	78.3	70-130		12/22/11 14:33
4-Bromofluorobenzene	80.6	70-130		12/26/11 15:08

con-test® ANALYTICAL LABORATORY

39 Spruce Street * East Longmeadow, MA 01028 * FAX 413/525-6405 * TEL. 413/525-2332

Project Location: 25 SKinner Street | Sample Description: | Work Order: 11L0797

Date Received: 12/21/2011

Field Sample #: B-108 4ft | Sampled: 12/21/2011 00:00

Sample ID: 11L0797-11

Sample Matrix: Soil

Semivolatile Organic Compounds by GC/MS

Analyte	Results	RL	Units	Dilution	Flag	Method	Date Prepared	Date/Time Analyzed	Analyst
Acenaphthene	ND	0.27	mg/Kg dry	1		SW-846 8270D	12/22/11	12/27/11 21:17	CDT
Acenaphthylene	ND	0.27	mg/Kg dry	1		SW-846 8270D	12/22/11	12/27/11 21:17	CDT
Anthracene	ND	0.27	mg/Kg dry	1		SW-846 8270D	12/22/11	12/27/11 21:17	CDT
Benzo(a)anthracene	ND	0.27	mg/Kg dry	1		SW-846 8270D	12/22/11	12/27/11 21:17	CDT
Benzo(a)pyrene	ND	0.27	mg/Kg dry	1		SW-846 8270D	12/22/11	12/27/11 21:17	CDT
Benzo(b)fluoranthene	ND	0.27	mg/Kg dry	1		SW-846 8270D	12/22/11	12/27/11 21:17	CDT
Benzo(g,h,i)perylene	ND	0.27	mg/Kg dry	1		SW-846 8270D	12/22/11	12/27/11 21:17	CDT
Benzo(k)fluoranthene	ND	0.27	mg/Kg dry	1		SW-846 8270D	12/22/11	12/27/11 21:17	CDT
Chrysene	ND	0.27	mg/Kg dry	1		SW-846 8270D	12/22/11	12/27/11 21:17	CDT
Dibenz(a,h)anthracene	ND	0.27	mg/Kg dry	1		SW-846 8270D	12/22/11	12/27/11 21:17	CDT
Fluoranthene	0.34	0.27	mg/Kg dry	1		SW-846 8270D	12/22/11	12/27/11 21:17	CDT
Fluorene	ND	0.27	mg/Kg dry	1		SW-846 8270D	12/22/11	12/27/11 21:17	CDT
Indeno(1,2,3-cd)pyrene	ND	0.27	mg/Kg dry	1	V-06	SW-846 8270D	12/22/11	12/27/11 21:17	CDT
2-Methylnaphthalene	ND	0.27	mg/Kg dry	1		SW-846 8270D	12/22/11	12/27/11 21:17	CDT
Naphthalene	ND	0.27	mg/Kg dry	1		SW-846 8270D	12/22/11	12/27/11 21:17	CDT
Phenanthrene	ND	0.27	mg/Kg dry	1		SW-846 8270D	12/22/11	12/27/11 21:17	CDT
Pyrene	ND	0.27	mg/Kg dry	1		SW-846 8270D	12/22/11	12/27/11 21:17	CDT

Surrogates	% Recovery	Recovery Limits	Flag	
Nitrobenzene-d5	49.4	30-130		12/27/11 21:17
2-Fluorobiphenyl	56.8	30-130		12/27/11 21:17
Terphenyl-d14	34.7	30-130		12/27/11 21:17

con-test® ANALYTICAL LABORATORY

39 Spruce Street * East Longmeadow, MA 01028 * FAX 413/525-6405 * TEL. 413/525-2332

Project Location: 25 SKinner Street | Sample Description: | Work Order: 11L0797

Date Received: 12/21/2011

Field Sample #: B-108 4ft | Sampled: 12/21/2011 00:00

Sample ID: 11L0797-11

Sample Matrix: Soil

Petroleum Hydrocarbons Analyses

Analyte	Results	RL	Units	Dilution	Flag	Method	Date Prepared	Date/Time Analyzed	Analyst
CT ETPH	3300	620	mg/Kg dry	10		CTDEP ETPH	12/28/11	12/28/11 16:12	SCS

Surrogates	% Recovery	Recovery Limits	Flag		
o-Terphenyl	59.8	50-150			12/28/11 16:12

con-test® ANALYTICAL LABORATORY

39 Spruce Street * East Longmeadow, MA 01028 * FAX 413/525-6405 * TEL. 413/525-2332

Project Location: 25 SKinner Street | Sample Description: | Work Order: 11L0797

Date Received: 12/21/2011

Field Sample #: B-108 4ft | Sampled: 12/21/2011 00:00

Sample ID: 11L0797-11

Sample Matrix: Soil

Metals Analyses (Total)

Analyte	Results	RL	Units	Dilution	Flag	Method	Date Prepared	Date/Time Analyzed	Analyst
Antimony	28	3.7	mg/Kg dry	1		SW-846 6010C	12/22/11	12/22/11 21:40	OP
Arsenic	22	3.7	mg/Kg dry	1		SW-846 6010C	12/22/11	12/22/11 21:40	OP
Barium	190	3.7	mg/Kg dry	1		SW-846 6010C	12/22/11	12/22/11 21:40	OP
Beryllium	ND	0.37	mg/Kg dry	1		SW-846 6010C	12/22/11	12/22/11 21:40	OP
Cadmium	2.0	0.37	mg/Kg dry	1		SW-846 6010C	12/22/11	12/22/11 21:40	OP
Chromium	54	0.73	mg/Kg dry	1		SW-846 6010C	12/22/11	12/22/11 21:40	OP
Copper	11000	7.3	mg/Kg dry	10		SW-846 6010C	12/22/11	12/27/11 12:54	OP
Lead	1600	1.1	mg/Kg dry	1		SW-846 6010C	12/22/11	12/22/11 21:40	OP
Mercury	1.1	0.11	mg/Kg dry	3		SW-846 7471B	12/22/11	12/23/11 12:34	AMR
Nickel	780	0.73	mg/Kg dry	1		SW-846 6010C	12/22/11	12/22/11 21:40	OP
Selenium	ND	7.3	mg/Kg dry	1		SW-846 6010C	12/22/11	12/22/11 21:40	OP
Silver	6.6	0.73	mg/Kg dry	1		SW-846 6010C	12/22/11	12/22/11 21:40	OP
Thallium	ND	3.7	mg/Kg dry	1		SW-846 6010C	12/22/11	12/22/11 21:40	OP
Vanadium	32	1.5	mg/Kg dry	1		SW-846 6010C	12/22/11	12/22/11 21:40	OP
Zinc	1500	1.5	mg/Kg dry	1		SW-846 6010C	12/22/11	12/22/11 21:40	OP

39 Spruce Street * East Longmeadow, MA 01028 * FAX 413/525-6405 * TEL. 413/525-2332

Project Location: 25 SKinner Street
Sample Description:
Work Order: 11L0797

Date Received: 12/21/2011

Field Sample #: B-108 4ft
Sampled: 12/21/2011 00:00

Sample ID: 11L0797-11

Sample Matrix: Soil

Conventional Chemistry Parameters by EPA/APHA/SW-846 Methods (Total)

Analyte	Results	RL	Units	Dilution	Flag	Method	Date Prepared	Date/Time Analyzed	Analyst
% Solids	63.9		% Wt	1		SM 2540G	12/27/11	12/28/11 20:20	MPV

con-test® ANALYTICAL LABORATORY

39 Spruce Street * East Longmeadow, MA 01028 * FAX 413/525-6405 * TEL. 413/525-2332

Project Location: 25 SKinner Street | Sample Description: | Work Order: 11L0797

Date Received: 12/21/2011

Field Sample #: B-123 2ft | Sampled: 12/21/2011 00:00

Sample ID: 11L0797-12

Sample Matrix: Soil

Volatile Organic Compounds by GC/MS

Analyte	Results	RL	Units	Dilution	Flag	Method	Date Prepared	Date/Time Analyzed	Analyst
Acetone	ND	0.11	mg/Kg dry	1	V-16	SW-846 8260C	12/22/11	12/22/11 14:59	MFF
Acrylonitrile	ND	0.0067	mg/Kg dry	1		SW-846 8260C	12/22/11	12/22/11 14:59	MFF
Benzene	ND	0.0022	mg/Kg dry	1		SW-846 8260C	12/22/11	12/22/11 14:59	MFF
Bromobenzene	ND	0.0022	mg/Kg dry	1		SW-846 8260C	12/22/11	12/22/11 14:59	MFF
Bromodichloromethane	ND	0.0022	mg/Kg dry	1		SW-846 8260C	12/22/11	12/22/11 14:59	MFF
Bromoform	ND	0.0022	mg/Kg dry	1		SW-846 8260C	12/22/11	12/22/11 14:59	MFF
Bromomethane	ND	0.011	mg/Kg dry	1		SW-846 8260C	12/22/11	12/22/11 14:59	MFF
2-Butanone (MEK)	ND	0.045	mg/Kg dry	1		SW-846 8260C	12/22/11	12/22/11 14:59	MFF
n-Butylbenzene	0.0064	0.0022	mg/Kg dry	1		SW-846 8260C	12/22/11	12/22/11 14:59	MFF
sec-Butylbenzene	0.0038	0.0022	mg/Kg dry	1		SW-846 8260C	12/22/11	12/22/11 14:59	MFF
tert-Butylbenzene	ND	0.0022	mg/Kg dry	1		SW-846 8260C	12/22/11	12/22/11 14:59	MFF
Carbon Disulfide	ND	0.0067	mg/Kg dry	1		SW-846 8260C	12/22/11	12/22/11 14:59	MFF
Carbon Tetrachloride	ND	0.0022	mg/Kg dry	1		SW-846 8260C	12/22/11	12/22/11 14:59	MFF
Chlorobenzene	ND	0.0022	mg/Kg dry	1		SW-846 8260C	12/22/11	12/22/11 14:59	MFF
Chlorodibromomethane	ND	0.0011	mg/Kg dry	1		SW-846 8260C	12/22/11	12/22/11 14:59	MFF
Chloroethane	ND	0.022	mg/Kg dry	1		SW-846 8260C	12/22/11	12/22/11 14:59	MFF
Chloroform	ND	0.0045	mg/Kg dry	1		SW-846 8260C	12/22/11	12/22/11 14:59	MFF
Chloromethane	ND	0.011	mg/Kg dry	1		SW-846 8260C	12/22/11	12/22/11 14:59	MFF
2-Chlorotoluene	ND	0.0022	mg/Kg dry	1		SW-846 8260C	12/22/11	12/22/11 14:59	MFF
4-Chlorotoluene	ND	0.0022	mg/Kg dry	1		SW-846 8260C	12/22/11	12/22/11 14:59	MFF
1,2-Dibromo-3-chloropropane (DBCP)	ND	0.0022	mg/Kg dry	1		SW-846 8260C	12/22/11	12/22/11 14:59	MFF
1,2-Dibromoethane (EDB)	ND	0.0011	mg/Kg dry	1		SW-846 8260C	12/22/11	12/22/11 14:59	MFF
Dibromomethane	ND	0.0022	mg/Kg dry	1		SW-846 8260C	12/22/11	12/22/11 14:59	MFF
1,2-Dichlorobenzene	ND	0.0022	mg/Kg dry	1		SW-846 8260C	12/22/11	12/22/11 14:59	MFF
1,3-Dichlorobenzene	ND	0.0022	mg/Kg dry	1		SW-846 8260C	12/22/11	12/22/11 14:59	MFF
1,4-Dichlorobenzene	ND	0.0022	mg/Kg dry	1		SW-846 8260C	12/22/11	12/22/11 14:59	MFF
trans-1,4-Dichloro-2-butene	ND	0.0045	mg/Kg dry	1		SW-846 8260C	12/22/11	12/22/11 14:59	MFF
Dichlorodifluoromethane (Freon 12)	ND	0.022	mg/Kg dry	1		SW-846 8260C	12/22/11	12/22/11 14:59	MFF
1,1-Dichloroethane	ND	0.0022	mg/Kg dry	1		SW-846 8260C	12/22/11	12/22/11 14:59	MFF
1,2-Dichloroethane	ND	0.0022	mg/Kg dry	1		SW-846 8260C	12/22/11	12/22/11 14:59	MFF
1,1-Dichloroethylene	ND	0.0045	mg/Kg dry	1		SW-846 8260C	12/22/11	12/22/11 14:59	MFF
cis-1,2-Dichloroethylene	ND	0.0022	mg/Kg dry	1		SW-846 8260C	12/22/11	12/22/11 14:59	MFF
trans-1,2-Dichloroethylene	ND	0.0022	mg/Kg dry	1		SW-846 8260C	12/22/11	12/22/11 14:59	MFF
1,2-Dichloropropane	ND	0.0022	mg/Kg dry	1		SW-846 8260C	12/22/11	12/22/11 14:59	MFF
1,3-Dichloropropane	ND	0.0011	mg/Kg dry	1		SW-846 8260C	12/22/11	12/22/11 14:59	MFF
2,2-Dichloropropane	ND	0.0022	mg/Kg dry	1		SW-846 8260C	12/22/11	12/22/11 14:59	MFF
1,1-Dichloropropene	ND	0.0022	mg/Kg dry	1		SW-846 8260C	12/22/11	12/22/11 14:59	MFF
cis-1,3-Dichloropropene	ND	0.0011	mg/Kg dry	1		SW-846 8260C	12/22/11	12/22/11 14:59	MFF
trans-1,3-Dichloropropene	ND	0.0011	mg/Kg dry	1		SW-846 8260C	12/22/11	12/22/11 14:59	MFF
Ethylbenzene	ND	0.0022	mg/Kg dry	1		SW-846 8260C	12/22/11	12/22/11 14:59	MFF
Hexachlorobutadiene	ND	0.0022	mg/Kg dry	1		SW-846 8260C	12/22/11	12/22/11 14:59	MFF
2-Hexanone (MBK)	ND	0.022	mg/Kg dry	1		SW-846 8260C	12/22/11	12/22/11 14:59	MFF
Isopropylbenzene (Cumene)	ND	0.0022	mg/Kg dry	1		SW-846 8260C	12/22/11	12/22/11 14:59	MFF

con-test® ANALYTICAL LABORATORY

39 Spruce Street * East Longmeadow, MA 01028 * FAX 413/525-6405 * TEL. 413/525-2332

Project Location: 25 SKinner Street | Sample Description: | Work Order: 11L0797

Date Received: 12/21/2011

Field Sample #: B-123 2ft | Sampled: 12/21/2011 00:00

Sample ID: 11L0797-12

Sample Matrix: Soil

Volatile Organic Compounds by GC/MS

Analyte	Results	RL	Units	Dilution	Flag	Method	Date Prepared	Date/Time Analyzed	Analyst
p-Isopropyltoluene (p-Cymene)	0.0023	0.0022	mg/Kg dry	1		SW-846 8260C	12/22/11	12/22/11 14:59	MFF
Methyl tert-Butyl Ether (MTBE)	ND	0.0045	mg/Kg dry	1		SW-846 8260C	12/22/11	12/22/11 14:59	MFF
Methylene Chloride	ND	0.022	mg/Kg dry	1		SW-846 8260C	12/22/11	12/22/11 14:59	MFF
4-Methyl-2-pentanone (MIBK)	ND	0.022	mg/Kg dry	1		SW-846 8260C	12/22/11	12/22/11 14:59	MFF
Naphthalene	0.0057	0.0045	mg/Kg dry	1		SW-846 8260C	12/22/11	12/22/11 14:59	MFF
n-Propylbenzene	ND	0.0022	mg/Kg dry	1		SW-846 8260C	12/22/11	12/22/11 14:59	MFF
Styrene	ND	0.0022	mg/Kg dry	1		SW-846 8260C	12/22/11	12/22/11 14:59	MFF
1,1,1,2-Tetrachloroethane	ND	0.0022	mg/Kg dry	1		SW-846 8260C	12/22/11	12/22/11 14:59	MFF
1,1,2,2-Tetrachloroethane	ND	0.0011	mg/Kg dry	1		SW-846 8260C	12/22/11	12/22/11 14:59	MFF
Tetrachloroethylene	ND	0.0022	mg/Kg dry	1		SW-846 8260C	12/22/11	12/22/11 14:59	MFF
Tetrahydrofuran	ND	0.011	mg/Kg dry	1	V-16	SW-846 8260C	12/22/11	12/22/11 14:59	MFF
Toluene	ND	0.0022	mg/Kg dry	1		SW-846 8260C	12/22/11	12/22/11 14:59	MFF
1,2,3-Trichlorobenzene	ND	0.0022	mg/Kg dry	1		SW-846 8260C	12/22/11	12/22/11 14:59	MFF
1,2,4-Trichlorobenzene	ND	0.0022	mg/Kg dry	1		SW-846 8260C	12/22/11	12/22/11 14:59	MFF
1,1,1-Trichloroethane	ND	0.0022	mg/Kg dry	1		SW-846 8260C	12/22/11	12/22/11 14:59	MFF
1,1,2-Trichloroethane	ND	0.0022	mg/Kg dry	1		SW-846 8260C	12/22/11	12/22/11 14:59	MFF
Trichloroethylene	ND	0.0022	mg/Kg dry	1		SW-846 8260C	12/22/11	12/22/11 14:59	MFF
Trichlorofluoromethane (Freon 11)	ND	0.011	mg/Kg dry	1		SW-846 8260C	12/22/11	12/22/11 14:59	MFF
1,2,3-Trichloropropane	ND	0.0022	mg/Kg dry	1		SW-846 8260C	12/22/11	12/22/11 14:59	MFF
1,1,2-Trichloro-1,2,2-trifluoroethane (Freon 113)	ND	0.011	mg/Kg dry	1		SW-846 8260C	12/22/11	12/22/11 14:59	MFF
1,2,4-Trimethylbenzene	0.0073	0.0022	mg/Kg dry	1		SW-846 8260C	12/22/11	12/22/11 14:59	MFF
1,3,5-Trimethylbenzene	ND	0.0022	mg/Kg dry	1		SW-846 8260C	12/22/11	12/22/11 14:59	MFF
Vinyl Chloride	ND	0.011	mg/Kg dry	1		SW-846 8260C	12/22/11	12/22/11 14:59	MFF
m+p Xylene	ND	0.0045	mg/Kg dry	1		SW-846 8260C	12/22/11	12/22/11 14:59	MFF
o-Xylene	ND	0.0022	mg/Kg dry	1		SW-846 8260C	12/22/11	12/22/11 14:59	MFF

Surrogates	% Recovery	Recovery Limits	Flag	
1,2-Dichloroethane-d4	102	70-130		12/22/11 14:59
Toluene-d8	97.0	70-130		12/22/11 14:59
4-Bromofluorobenzene	91.4	70-130		12/22/11 14:59

con-test® ANALYTICAL LABORATORY

39 Spruce Street * East Longmeadow, MA 01028 * FAX 413/525-6405 * TEL. 413/525-2332

Project Location: 25 SKinner Street | Sample Description: | Work Order: 11L0797

Date Received: 12/21/2011

Field Sample #: B-123 2ft | Sampled: 12/21/2011 00:00

Sample ID: 11L0797-12

Sample Matrix: Soil

Polychlorinated Biphenyls By GC/ECD

Analyte	Results	RL	Units	Dilution	Flag	Method	Date Prepared	Date/Time Analyzed	Analyst
Aroclor-1016 [1]	ND	0.13	mg/Kg dry	5		SW-846 8082A	12/22/11	12/27/11 13:52	MJC
Aroclor-1221 [1]	ND	0.13	mg/Kg dry	5		SW-846 8082A	12/22/11	12/27/11 13:52	MJC
Aroclor-1232 [1]	ND	0.13	mg/Kg dry	5		SW-846 8082A	12/22/11	12/27/11 13:52	MJC
Aroclor-1242 [1]	ND	0.13	mg/Kg dry	5		SW-846 8082A	12/22/11	12/27/11 13:52	MJC
Aroclor-1248 [1]	ND	0.13	mg/Kg dry	5		SW-846 8082A	12/22/11	12/27/11 13:52	MJC
Aroclor-1254 [1]	ND	0.13	mg/Kg dry	5		SW-846 8082A	12/22/11	12/27/11 13:52	MJC
Aroclor-1260 [1]	ND	0.13	mg/Kg dry	5		SW-846 8082A	12/22/11	12/27/11 13:52	MJC
Aroclor-1262 [1]	ND	0.13	mg/Kg dry	5		SW-846 8082A	12/22/11	12/27/11 13:52	MJC
Aroclor-1268 [1]	ND	0.13	mg/Kg dry	5		SW-846 8082A	12/22/11	12/27/11 13:52	MJC

Surrogates	% Recovery	Recovery Limits	Flag	
Decachlorobiphenyl [1]	77.6	30-150		12/27/11 13:52
Decachlorobiphenyl [2]	86.0	30-150		12/27/11 13:52
Tetrachloro-m-xylene [1]	85.0	30-150		12/27/11 13:52
Tetrachloro-m-xylene [2]	85.8	30-150		12/27/11 13:52

39 Spruce Street * East Longmeadow, MA 01028 * FAX 413/525-6405 * TEL. 413/525-2332

Project Location: 25 SKinner Street
Sample Description:
Work Order: 11L0797

Date Received: 12/21/2011

Field Sample #: B-123 2ft
Sampled: 12/21/2011 00:00

Sample ID: 11L0797-12

Sample Matrix: Soil

Petroleum Hydrocarbons Analyses

Analyte	Results	RL	Units	Dilution	Flag	Method	Date Prepared	Date/Time Analyzed	Analyst
CT ETPH	1000	330	mg/Kg dry	25		CTDEP ETPH	12/22/11	12/28/11 12:04	SCS

Surrogates	% Recovery	Recovery Limits	Flag		
o-Terphenyl	64.2	50-150			12/28/11 12:04

39 Spruce Street * East Longmeadow, MA 01028 * FAX 413/525-6405 * TEL. 413/525-2332

Project Location: 25 SKinner Street
Sample Description:
Work Order: 11L0797

Date Received: 12/21/2011

Field Sample #: B-123 2ft
Sampled: 12/21/2011 00:00

Sample ID: 11L0797-12

Sample Matrix: Soil

Conventional Chemistry Parameters by EPA/APHA/SW-846 Methods (Total)

Analyte	Results	RL	Units	Dilution	Flag	Method	Date Prepared	Date/Time Analyzed	Analyst
% Solids	76.4		% Wt	1		SM 2540G	12/27/11	12/28/11 20:20	MPV

con-test® ANALYTICAL LABORATORY

39 Spruce Street * East Longmeadow, MA 01028 * FAX 413/525-6405 * TEL. 413/525-2332

Project Location: 25 SKinner Street | Sample Description: | Work Order: 11L0797

Date Received: 12/21/2011

Field Sample #: Trip Blank | Sampled: 12/21/2011 00:00

Sample ID: 11L0797-13

Sample Matrix: Trip Blank Soil

Volatile Organic Compounds by GC/MS

Analyte	Results	RL	Units	Dilution	Flag	Method	Date Prepared	Date/Time Analyzed	Analyst
Acetone	ND	0.10	mg/Kg wet	1	V-16	SW-846 8260C	12/22/11	12/22/11 15:24	MFF
Acrylonitrile	ND	0.0060	mg/Kg wet	1		SW-846 8260C	12/22/11	12/22/11 15:24	MFF
Benzene	ND	0.0020	mg/Kg wet	1		SW-846 8260C	12/22/11	12/22/11 15:24	MFF
Bromobenzene	ND	0.0020	mg/Kg wet	1		SW-846 8260C	12/22/11	12/22/11 15:24	MFF
Bromodichloromethane	ND	0.0020	mg/Kg wet	1		SW-846 8260C	12/22/11	12/22/11 15:24	MFF
Bromoform	ND	0.0020	mg/Kg wet	1		SW-846 8260C	12/22/11	12/22/11 15:24	MFF
Bromomethane	ND	0.010	mg/Kg wet	1		SW-846 8260C	12/22/11	12/22/11 15:24	MFF
2-Butanone (MEK)	ND	0.040	mg/Kg wet	1		SW-846 8260C	12/22/11	12/22/11 15:24	MFF
n-Butylbenzene	ND	0.0020	mg/Kg wet	1		SW-846 8260C	12/22/11	12/22/11 15:24	MFF
sec-Butylbenzene	ND	0.0020	mg/Kg wet	1		SW-846 8260C	12/22/11	12/22/11 15:24	MFF
tert-Butylbenzene	ND	0.0020	mg/Kg wet	1		SW-846 8260C	12/22/11	12/22/11 15:24	MFF
Carbon Disulfide	ND	0.0060	mg/Kg wet	1		SW-846 8260C	12/22/11	12/22/11 15:24	MFF
Carbon Tetrachloride	ND	0.0020	mg/Kg wet	1		SW-846 8260C	12/22/11	12/22/11 15:24	MFF
Chlorobenzene	ND	0.0020	mg/Kg wet	1		SW-846 8260C	12/22/11	12/22/11 15:24	MFF
Chlorodibromomethane	ND	0.0010	mg/Kg wet	1		SW-846 8260C	12/22/11	12/22/11 15:24	MFF
Chloroethane	ND	0.020	mg/Kg wet	1		SW-846 8260C	12/22/11	12/22/11 15:24	MFF
Chloroform	ND	0.0040	mg/Kg wet	1		SW-846 8260C	12/22/11	12/22/11 15:24	MFF
Chloromethane	ND	0.010	mg/Kg wet	1		SW-846 8260C	12/22/11	12/22/11 15:24	MFF
2-Chlorotoluene	ND	0.0020	mg/Kg wet	1		SW-846 8260C	12/22/11	12/22/11 15:24	MFF
4-Chlorotoluene	ND	0.0020	mg/Kg wet	1		SW-846 8260C	12/22/11	12/22/11 15:24	MFF
1,2-Dibromo-3-chloropropane (DBCP)	ND	0.0020	mg/Kg wet	1		SW-846 8260C	12/22/11	12/22/11 15:24	MFF
1,2-Dibromoethane (EDB)	ND	0.0010	mg/Kg wet	1		SW-846 8260C	12/22/11	12/22/11 15:24	MFF
Dibromomethane	ND	0.0020	mg/Kg wet	1		SW-846 8260C	12/22/11	12/22/11 15:24	MFF
1,2-Dichlorobenzene	ND	0.0020	mg/Kg wet	1		SW-846 8260C	12/22/11	12/22/11 15:24	MFF
1,3-Dichlorobenzene	ND	0.0020	mg/Kg wet	1		SW-846 8260C	12/22/11	12/22/11 15:24	MFF
1,4-Dichlorobenzene	ND	0.0020	mg/Kg wet	1		SW-846 8260C	12/22/11	12/22/11 15:24	MFF
trans-1,4-Dichloro-2-butene	ND	0.0040	mg/Kg wet	1		SW-846 8260C	12/22/11	12/22/11 15:24	MFF
Dichlorodifluoromethane (Freon 12)	ND	0.020	mg/Kg wet	1		SW-846 8260C	12/22/11	12/22/11 15:24	MFF
1,1-Dichloroethane	ND	0.0020	mg/Kg wet	1		SW-846 8260C	12/22/11	12/22/11 15:24	MFF
1,2-Dichloroethane	ND	0.0020	mg/Kg wet	1		SW-846 8260C	12/22/11	12/22/11 15:24	MFF
1,1-Dichloroethylene	ND	0.0040	mg/Kg wet	1		SW-846 8260C	12/22/11	12/22/11 15:24	MFF
cis-1,2-Dichloroethylene	ND	0.0020	mg/Kg wet	1		SW-846 8260C	12/22/11	12/22/11 15:24	MFF
trans-1,2-Dichloroethylene	ND	0.0020	mg/Kg wet	1		SW-846 8260C	12/22/11	12/22/11 15:24	MFF
1,2-Dichloropropane	ND	0.0020	mg/Kg wet	1		SW-846 8260C	12/22/11	12/22/11 15:24	MFF
1,3-Dichloropropane	ND	0.0010	mg/Kg wet	1		SW-846 8260C	12/22/11	12/22/11 15:24	MFF
2,2-Dichloropropane	ND	0.0020	mg/Kg wet	1		SW-846 8260C	12/22/11	12/22/11 15:24	MFF
1,1-Dichloropropene	ND	0.0020	mg/Kg wet	1		SW-846 8260C	12/22/11	12/22/11 15:24	MFF
cis-1,3-Dichloropropene	ND	0.0010	mg/Kg wet	1		SW-846 8260C	12/22/11	12/22/11 15:24	MFF
trans-1,3-Dichloropropene	ND	0.0010	mg/Kg wet	1		SW-846 8260C	12/22/11	12/22/11 15:24	MFF
Ethylbenzene	ND	0.0020	mg/Kg wet	1		SW-846 8260C	12/22/11	12/22/11 15:24	MFF
Hexachlorobutadiene	ND	0.0020	mg/Kg wet	1		SW-846 8260C	12/22/11	12/22/11 15:24	MFF
2-Hexanone (MBK)	ND	0.020	mg/Kg wet	1		SW-846 8260C	12/22/11	12/22/11 15:24	MFF
Isopropylbenzene (Cumene)	ND	0.0020	mg/Kg wet	1		SW-846 8260C	12/22/11	12/22/11 15:24	MFF

con-test® ANALYTICAL LABORATORY

39 Spruce Street * East Longmeadow, MA 01028 * FAX 413/525-6405 * TEL. 413/525-2332

Project Location: 25 SKinner Street | Sample Description: | Work Order: 11L0797

Date Received: 12/21/2011

Field Sample #: Trip Blank | Sampled: 12/21/2011 00:00

Sample ID: 11L0797-13

Sample Matrix: Trip Blank Soil

Volatile Organic Compounds by GC/MS

Analyte	Results	RL	Units	Dilution	Flag	Method	Date Prepared	Date/Time Analyzed	Analyst
p-Isopropyltoluene (p-Cymene)	ND	0.0020	mg/Kg wet	1		SW-846 8260C	12/22/11	12/22/11 15:24	MFF
Methyl tert-Butyl Ether (MTBE)	ND	0.0040	mg/Kg wet	1		SW-846 8260C	12/22/11	12/22/11 15:24	MFF
Methylene Chloride	ND	0.020	mg/Kg wet	1		SW-846 8260C	12/22/11	12/22/11 15:24	MFF
4-Methyl-2-pentanone (MIBK)	ND	0.020	mg/Kg wet	1		SW-846 8260C	12/22/11	12/22/11 15:24	MFF
Naphthalene	ND	0.0040	mg/Kg wet	1		SW-846 8260C	12/22/11	12/22/11 15:24	MFF
n-Propylbenzene	ND	0.0020	mg/Kg wet	1		SW-846 8260C	12/22/11	12/22/11 15:24	MFF
Styrene	ND	0.0020	mg/Kg wet	1		SW-846 8260C	12/22/11	12/22/11 15:24	MFF
1,1,1,2-Tetrachloroethane	ND	0.0020	mg/Kg wet	1		SW-846 8260C	12/22/11	12/22/11 15:24	MFF
1,1,2,2-Tetrachloroethane	ND	0.0010	mg/Kg wet	1		SW-846 8260C	12/22/11	12/22/11 15:24	MFF
Tetrachloroethylene	ND	0.0020	mg/Kg wet	1		SW-846 8260C	12/22/11	12/22/11 15:24	MFF
Tetrahydrofuran	ND	0.010	mg/Kg wet	1	V-16	SW-846 8260C	12/22/11	12/22/11 15:24	MFF
Toluene	ND	0.0020	mg/Kg wet	1		SW-846 8260C	12/22/11	12/22/11 15:24	MFF
1,2,3-Trichlorobenzene	ND	0.0020	mg/Kg wet	1		SW-846 8260C	12/22/11	12/22/11 15:24	MFF
1,2,4-Trichlorobenzene	ND	0.0020	mg/Kg wet	1		SW-846 8260C	12/22/11	12/22/11 15:24	MFF
1,1,1-Trichloroethane	ND	0.0020	mg/Kg wet	1		SW-846 8260C	12/22/11	12/22/11 15:24	MFF
1,1,2-Trichloroethane	ND	0.0020	mg/Kg wet	1		SW-846 8260C	12/22/11	12/22/11 15:24	MFF
Trichloroethylene	ND	0.0020	mg/Kg wet	1		SW-846 8260C	12/22/11	12/22/11 15:24	MFF
Trichlorofluoromethane (Freon 11)	ND	0.010	mg/Kg wet	1		SW-846 8260C	12/22/11	12/22/11 15:24	MFF
1,2,3-Trichloropropane	ND	0.0020	mg/Kg wet	1		SW-846 8260C	12/22/11	12/22/11 15:24	MFF
1,1,2-Trichloro-1,2,2-trifluoroethane (Freon 113)	ND	0.010	mg/Kg wet	1		SW-846 8260C	12/22/11	12/22/11 15:24	MFF
1,2,4-Trimethylbenzene	ND	0.0020	mg/Kg wet	1		SW-846 8260C	12/22/11	12/22/11 15:24	MFF
1,3,5-Trimethylbenzene	ND	0.0020	mg/Kg wet	1		SW-846 8260C	12/22/11	12/22/11 15:24	MFF
Vinyl Chloride	ND	0.010	mg/Kg wet	1		SW-846 8260C	12/22/11	12/22/11 15:24	MFF
m+p Xylene	ND	0.0040	mg/Kg wet	1		SW-846 8260C	12/22/11	12/22/11 15:24	MFF
o-Xylene	ND	0.0020	mg/Kg wet	1		SW-846 8260C	12/22/11	12/22/11 15:24	MFF

Surrogates	% Recovery	Recovery Limits	Flag	
1,2-Dichloroethane-d4	100	70-130		12/22/11 15:24
Toluene-d8	96.4	70-130		12/22/11 15:24
4-Bromofluorobenzene	100	70-130		12/22/11 15:24

con-test® ANALYTICAL LABORATORY
39 Spruce Street * East Longmeadow, MA 01028 * FAX 413/525-6405 * TEL. 413/525-2332

Sample Extraction Data

Prep Method: SW-846 3546-CTDEP ETPH

Lab Number [Field ID]	Batch	Initial [g]	Final [mL]	Date
11L0797-01 [B-100 5ft]	B043355	30.2	2.00	12/22/11
11L0797-02 [B-100 5ft DUP]	B043355	30.1	2.00	12/22/11
11L0797-03 [B-101 5ft]	B043355	30.2	1.00	12/22/11
11L0797-04 [B-102 5ft]	B043355	30.1	1.00	12/22/11
11L0797-05 [B-121 2.5ft]	B043355	30.2	1.00	12/22/11
11L0797-06 [B-103 3ft]	B043355	30.3	1.00	12/22/11
11L0797-07 [B-104 2.5ft]	B043355	30.2	1.00	12/22/11
11L0797-08 [B-105 2ft]	B043355	30.1	1.00	12/22/11
11L0797-09 [B-106 2.5ft]	B043355	30.3	1.00	12/22/11
11L0797-10 [B-107 2ft]	B043355	30.1	2.00	12/22/11
11L0797-12 [B-123 2ft]	B043355	30.1	1.00	12/22/11

Prep Method: SW-846 3546-CTDEP ETPH

Lab Number [Field ID]	Batch	Initial [g]	Final [mL]	Date
11L0797-11RE1 [B-108 4ft]	B043535	15.2	2.00	12/28/11

Prep Method: % Solids-SM 2540G

Lab Number [Field ID]	Batch	Date
11L0797-01 [B-100 5ft]	B043533	12/27/11
11L0797-02 [B-100 5ft DUP]	B043533	12/27/11
11L0797-03 [B-101 5ft]	B043533	12/27/11
11L0797-04 [B-102 5ft]	B043533	12/27/11
11L0797-05 [B-121 2.5ft]	B043533	12/27/11
11L0797-06 [B-103 3ft]	B043533	12/27/11
11L0797-07 [B-104 2.5ft]	B043533	12/27/11
11L0797-08 [B-105 2ft]	B043533	12/27/11
11L0797-09 [B-106 2.5ft]	B043533	12/27/11
11L0797-10 [B-107 2ft]	B043533	12/27/11
11L0797-11 [B-108 4ft]	B043533	12/27/11
11L0797-12 [B-123 2ft]	B043533	12/27/11

Prep Method: SW-846 3050B-SW-846 6010C

Lab Number [Field ID]	Batch	Initial [g]	Final [mL]	Date
11L0797-05 [B-121 2.5ft]	B043292	1.03	50.0	12/22/11
11L0797-06 [B-103 3ft]	B043292	1.04	50.0	12/22/11
11L0797-07 [B-104 2.5ft]	B043292	1.07	50.0	12/22/11
11L0797-08 [B-105 2ft]	B043292	1.02	50.0	12/22/11
11L0797-09 [B-106 2.5ft]	B043292	1.05	50.0	12/22/11
11L0797-10 [B-107 2ft]	B043292	1.02	50.0	12/22/11
11L0797-11 [B-108 4ft]	B043292	1.07	50.0	12/22/11

Prep Method: SW-846 3050B-SW-846 6010C

Lab Number [Field ID]	Batch	Initial [g]	Final [mL]	Date
11L0797-01 [B-100 5ft]	B043367	1.03	50.0	12/23/11
11L0797-02 [B-100 5ft DUP]	B043367	1.01	50.0	12/23/11
11L0797-03 [B-101 5ft]	B043367	1.01	50.0	12/23/11

con-test® ANALYTICAL LABORATORY

39 Spruce Street * East Longmeadow, MA 01028 * FAX 413/525-6405 * TEL. 413/525-2332

Sample Extraction Data

Prep Method: SW-846 3050B-SW-846 6010C

Lab Number [Field ID]	Batch	Initial [g]	Final [mL]	Date
11L0797-04 [B-102 5ft]	B043367	1.01	50.0	12/23/11

Prep Method: SW-846 7471-SW-846 7471B

Lab Number [Field ID]	Batch	Initial [g]	Final [mL]	Date
11L0797-07 [B-104 2.5ft]	B043300	0.616	50.0	12/22/11
11L0797-08 [B-105 2ft]	B043300	0.597	50.0	12/22/11
11L0797-09 [B-106 2.5ft]	B043300	0.618	50.0	12/22/11
11L0797-10 [B-107 2ft]	B043300	0.599	50.0	12/22/11
11L0797-11 [B-108 4ft]	B043300	0.627	50.0	12/22/11

Prep Method: SW-846 7471-SW-846 7471B

Lab Number [Field ID]	Batch	Initial [g]	Final [mL]	Date
11L0797-01 [B-100 5ft]	B043363	0.606	50.0	12/23/11
11L0797-02 [B-100 5ft DUP]	B043363	0.606	50.0	12/23/11
11L0797-03 [B-101 5ft]	B043363	0.602	50.0	12/23/11
11L0797-04 [B-102 5ft]	B043363	0.606	50.0	12/23/11
11L0797-05 [B-121 2.5ft]	B043363	0.602	50.0	12/23/11
11L0797-06 [B-103 3ft]	B043363	0.613	50.0	12/23/11

Prep Method: SW-846 3546-SW-846 8082A

Lab Number [Field ID]	Batch	Initial [g]	Final [mL]	Date
11L0797-10 [B-107 2ft]	B043315	10.1	10.0	12/22/11
11L0797-12 [B-123 2ft]	B043315	10.4	10.0	12/22/11

Prep Method: SW-846 5035-SW-846 8260C

Lab Number [Field ID]	Batch	Initial [g]	Final [mL]	Date
11L0797-01 [B-100 5ft]	B043338	8.89	10.0	12/22/11
11L0797-02 [B-100 5ft DUP]	B043338	5.76	10.0	12/22/11
11L0797-03 [B-101 5ft]	B043338	4.98	10.0	12/22/11
11L0797-04 [B-102 5ft]	B043338	6.10	10.0	12/22/11
11L0797-05 [B-121 2.5ft]	B043338	4.90	10.0	12/22/11
11L0797-06 [B-103 3ft]	B043338	5.13	10.0	12/22/11
11L0797-07 [B-104 2.5ft]	B043338	9.68	10.0	12/22/11
11L0797-08 [B-105 2ft]	B043338	5.53	10.0	12/22/11
11L0797-09 [B-106 2.5ft]	B043338	4.08	10.0	12/22/11
11L0797-10 [B-107 2ft]	B043338	6.50	10.0	12/22/11
11L0797-11 [B-108 4ft]	B043338	3.10	10.0	12/22/11
11L0797-12 [B-123 2ft]	B043338	5.86	10.0	12/22/11
11L0797-13 [Trip Blank]	B043338	5.00	10.0	12/22/11

Prep Method: SW-846 5035-SW-846 8260C

Lab Number [Field ID]	Batch	Initial [g]	Final [mL]	Date
11L0797-06RE1 [B-103 3ft]	B043464	6.97	10.0	12/26/11
11L0797-07RE1 [B-104 2.5ft]	B043464	8.98	10.0	12/26/11

39 Spruce Street * East Longmeadow, MA 01028 * FAX 413/525-6405 * TEL. 413/525-2332

Sample Extraction Data

Prep Method: SW-846 5035-SW-846 8260C

Lab Number [Field ID]	Batch	Initial [g]	Final [mL]	Date
11L0797-09RE1 [B-106 2.5ft]	B043464	6.06	10.0	12/26/11
11L0797-11RE1 [B-108 4ft]	B043464	3.29	10.0	12/26/11

Prep Method: SW-846 3546-SW-846 8270D

Lab Number [Field ID]	Batch	Initial [g]	Final [mL]	Date
11L0797-01 [B-100 5ft]	B043341	30.1	1.00	12/22/11
11L0797-02 [B-100 5ft DUP]	B043341	30.2	1.00	12/22/11
11L0797-02RE1 [B-100 5ft DUP]	B043341	30.2	1.00	12/22/11
11L0797-03 [B-101 5ft]	B043341	30.0	1.00	12/22/11
11L0797-04 [B-102 5ft]	B043341	30.0	1.00	12/22/11
11L0797-05 [B-121 2.5ft]	B043341	30.1	1.00	12/22/11
11L0797-06 [B-103 3ft]	B043341	30.2	1.00	12/22/11
11L0797-07 [B-104 2.5ft]	B043341	30.0	1.00	12/22/11
11L0797-08 [B-105 2ft]	B043341	30.0	1.00	12/22/11
11L0797-10 [B-107 2ft]	B043341	30.2	1.00	12/22/11
11L0797-11 [B-108 4ft]	B043341	30.1	1.00	12/22/11

Prep Method: SW-846 3546-SW-846 8270D

Lab Number [Field ID]	Batch	Initial [g]	Final [mL]	Date
11L0797-09RE1 [B-106 2.5ft]	B043444	30.0	1.00	12/27/11

con-test® ANALYTICAL LABORATORY

39 Spruce Street * East Longmeadow, MA 01028 * FAX 413/525-6405 * TEL. 413/525-2332

QUALITY CONTROL

Volatile Organic Compounds by GC/MS - Quality Control

Analyte	Result	Reporting Limit	Units	Spike Level	Source Result	%REC	%REC Limits	RPD	RPD Limit	Notes
Batch B043338 - SW-846 5035										
Blank (B043338-BLK1)				Prepared & Analyzed: 12/22/11						
Acetone	ND	0.10	mg/Kg wet							V-16
Acrylonitrile	ND	0.0060	mg/Kg wet							
Benzene	ND	0.0020	mg/Kg wet							
Bromobenzene	ND	0.0020	mg/Kg wet							
Bromodichloromethane	ND	0.0020	mg/Kg wet							
Bromoform	ND	0.0020	mg/Kg wet							
Bromomethane	ND	0.010	mg/Kg wet							
2-Butanone (MEK)	ND	0.040	mg/Kg wet							
n-Butylbenzene	ND	0.0020	mg/Kg wet							
sec-Butylbenzene	ND	0.0020	mg/Kg wet							
tert-Butylbenzene	ND	0.0020	mg/Kg wet							
Carbon Disulfide	ND	0.0060	mg/Kg wet							
Carbon Tetrachloride	ND	0.0020	mg/Kg wet							
Chlorobenzene	ND	0.0020	mg/Kg wet							
Chlorodibromomethane	ND	0.0010	mg/Kg wet							
Chloroethane	ND	0.020	mg/Kg wet							
Chloroform	ND	0.0040	mg/Kg wet							
Chloromethane	ND	0.010	mg/Kg wet							
2-Chlorotoluene	ND	0.0020	mg/Kg wet							
4-Chlorotoluene	ND	0.0020	mg/Kg wet							
1,2-Dibromo-3-chloropropane (DBCP)	ND	0.0020	mg/Kg wet							
1,2-Dibromoethane (EDB)	ND	0.0010	mg/Kg wet							
Dibromomethane	ND	0.0020	mg/Kg wet							
1,2-Dichlorobenzene	ND	0.0020	mg/Kg wet							
1,3-Dichlorobenzene	ND	0.0020	mg/Kg wet							
1,4-Dichlorobenzene	ND	0.0020	mg/Kg wet							
trans-1,4-Dichloro-2-butene	ND	0.0040	mg/Kg wet							
Dichlorodifluoromethane (Freon 12)	ND	0.020	mg/Kg wet							
1,1-Dichloroethane	ND	0.0020	mg/Kg wet							
1,2-Dichloroethane	ND	0.0020	mg/Kg wet							
1,1-Dichloroethylene	ND	0.0040	mg/Kg wet							
cis-1,2-Dichloroethylene	ND	0.0020	mg/Kg wet							
trans-1,2-Dichloroethylene	ND	0.0020	mg/Kg wet							
1,2-Dichloropropane	ND	0.0020	mg/Kg wet							
1,3-Dichloropropane	ND	0.0010	mg/Kg wet							
2,2-Dichloropropane	ND	0.0020	mg/Kg wet							
1,1-Dichloropropene	ND	0.0020	mg/Kg wet							
cis-1,3-Dichloropropene	ND	0.0010	mg/Kg wet							
trans-1,3-Dichloropropene	ND	0.0010	mg/Kg wet							
Ethylbenzene	ND	0.0020	mg/Kg wet							
Hexachlorobutadiene	ND	0.0020	mg/Kg wet							
2-Hexanone (MBK)	ND	0.020	mg/Kg wet							
Isopropylbenzene (Cumene)	ND	0.0020	mg/Kg wet							
p-Isopropyltoluene (p-Cymene)	ND	0.0020	mg/Kg wet							
Methyl tert-Butyl Ether (MTBE)	ND	0.0040	mg/Kg wet							
Methylene Chloride	ND	0.020	mg/Kg wet							
4-Methyl-2-pentanone (MIBK)	ND	0.020	mg/Kg wet							
Naphthalene	ND	0.0040	mg/Kg wet							
n-Propylbenzene	ND	0.0020	mg/Kg wet							
Styrene	ND	0.0020	mg/Kg wet							
1,1,1,2-Tetrachloroethane	ND	0.0020	mg/Kg wet							
1,1,2,2-Tetrachloroethane	ND	0.0010	mg/Kg wet							

con-test® ANALYTICAL LABORATORY

39 Spruce Street * East Longmeadow, MA 01028 * FAX 413/525-6405 * TEL. 413/525-2332

QUALITY CONTROL

Volatile Organic Compounds by GC/MS - Quality Control

Analyte	Result	Reporting Limit	Units	Spike Level	Source Result	%REC	%REC Limits	RPD	RPD Limit	Notes
Batch B043338 - SW-846 5035										
Blank (B043338-BLK1)				Prepared & Analyzed: 12/22/11						
Tetrachloroethylene	ND	0.0020	mg/Kg wet							
Tetrahydrofuran	ND	0.010	mg/Kg wet							V-16
Toluene	ND	0.0020	mg/Kg wet							
1,2,3-Trichlorobenzene	ND	0.0020	mg/Kg wet							
1,2,4-Trichlorobenzene	ND	0.0020	mg/Kg wet							
1,1,1-Trichloroethane	ND	0.0020	mg/Kg wet							
1,1,2-Trichloroethane	ND	0.0020	mg/Kg wet							
Trichloroethylene	ND	0.0020	mg/Kg wet							
Trichlorofluoromethane (Freon 11)	ND	0.010	mg/Kg wet							
1,2,3-Trichloropropane	ND	0.0020	mg/Kg wet							
1,1,2-Trichloro-1,2,2-trifluoroethane (Freon 113)	ND	0.010	mg/Kg wet							
1,2,4-Trimethylbenzene	ND	0.0020	mg/Kg wet							
1,3,5-Trimethylbenzene	ND	0.0020	mg/Kg wet							
Vinyl Chloride	ND	0.010	mg/Kg wet							
m+p Xylene	ND	0.0040	mg/Kg wet							
o-Xylene	ND	0.0020	mg/Kg wet							
Surrogate: 1,2-Dichloroethane-d4	*0.0505*		mg/Kg wet	0.0500		101	70-130			
Surrogate: Toluene-d8	*0.0483*		mg/Kg wet	0.0500		96.6	70-130			
Surrogate: 4-Bromofluorobenzene	*0.0497*		mg/Kg wet	0.0500		99.5	70-130			
LCS (B043338-BS1)				Prepared & Analyzed: 12/22/11						
Acetone	0.236	0.10	mg/Kg wet	0.200		118	70-130			V-20, V-16
Acrylonitrile	0.0182	0.0060	mg/Kg wet	0.0200		91.1	70-130			
Benzene	0.0183	0.0020	mg/Kg wet	0.0200		91.5	70-130			
Bromobenzene	0.0196	0.0020	mg/Kg wet	0.0200		98.2	70-130			
Bromodichloromethane	0.0206	0.0020	mg/Kg wet	0.0200		103	70-130			
Bromoform	0.0208	0.0020	mg/Kg wet	0.0200		104	70-130			
Bromomethane	0.0194	0.010	mg/Kg wet	0.0200		97.0	70-130			
2-Butanone (MEK)	0.199	0.040	mg/Kg wet	0.200		99.6	70-130			
n-Butylbenzene	0.0214	0.0020	mg/Kg wet	0.0200		107	70-130			
sec-Butylbenzene	0.0200	0.0020	mg/Kg wet	0.0200		100	70-130			
tert-Butylbenzene	0.0208	0.0020	mg/Kg wet	0.0200		104	70-130			
Carbon Disulfide	0.192	0.0060	mg/Kg wet	0.200		96.2	70-130			
Carbon Tetrachloride	0.0196	0.0020	mg/Kg wet	0.0200		97.9	70-130			
Chlorobenzene	0.0191	0.0020	mg/Kg wet	0.0200		95.5	70-130			
Chlorodibromomethane	0.0199	0.0010	mg/Kg wet	0.0200		99.3	70-130			
Chloroethane	0.0183	0.020	mg/Kg wet	0.0200		91.4	70-130			
Chloroform	0.0179	0.0040	mg/Kg wet	0.0200		89.4	70-130			
Chloromethane	0.0175	0.010	mg/Kg wet	0.0200		87.3	70-130			
2-Chlorotoluene	0.0203	0.0020	mg/Kg wet	0.0200		101	70-130			
4-Chlorotoluene	0.0197	0.0020	mg/Kg wet	0.0200		98.6	70-130			
1,2-Dibromo-3-chloropropane (DBCP)	0.0195	0.0020	mg/Kg wet	0.0200		97.7	70-130			
1,2-Dibromoethane (EDB)	0.0193	0.0010	mg/Kg wet	0.0200		96.5	70-130			
Dibromomethane	0.0209	0.0020	mg/Kg wet	0.0200		105	70-130			
1,2-Dichlorobenzene	0.0193	0.0020	mg/Kg wet	0.0200		96.6	70-130			
1,3-Dichlorobenzene	0.0194	0.0020	mg/Kg wet	0.0200		97.1	70-130			
1,4-Dichlorobenzene	0.0186	0.0020	mg/Kg wet	0.0200		92.8	70-130			
trans-1,4-Dichloro-2-butene	0.0205	0.0040	mg/Kg wet	0.0200		102	70-130			
Dichlorodifluoromethane (Freon 12)	0.0155	0.020	mg/Kg wet	0.0200		77.5	70-130			
1,1-Dichloroethane	0.0187	0.0020	mg/Kg wet	0.0200		93.7	70-130			
1,2-Dichloroethane	0.0207	0.0020	mg/Kg wet	0.0200		104	70-130			
1,1-Dichloroethylene	0.0187	0.0040	mg/Kg wet	0.0200		93.7	70-130			

con-test® ANALYTICAL LABORATORY

39 Spruce Street * East Longmeadow, MA 01028 * FAX 413/525-6405 * TEL. 413/525-2332

QUALITY CONTROL

Volatile Organic Compounds by GC/MS - Quality Control

Analyte	Result	Reporting Limit	Units	Spike Level	Source Result	%REC		%REC Limits	RPD	RPD Limit	Notes
Batch B043338 - SW-846 5035											
LCS (B043338-BS1)				Prepared & Analyzed: 12/22/11							
cis-1,2-Dichloroethylene	0.0185	0.0020	mg/Kg wet	0.0200		92.6		70-130			
trans-1,2-Dichloroethylene	0.0191	0.0020	mg/Kg wet	0.0200		95.5		70-130			
1,2-Dichloropropane	0.0190	0.0020	mg/Kg wet	0.0200		94.9		70-130			
1,3-Dichloropropane	0.0198	0.0010	mg/Kg wet	0.0200		98.9		70-130			
2,2-Dichloropropane	0.0191	0.0020	mg/Kg wet	0.0200		95.6		70-130			
1,1-Dichloropropene	0.0178	0.0020	mg/Kg wet	0.0200		89.0		70-130			
cis-1,3-Dichloropropene	0.0197	0.0010	mg/Kg wet	0.0200		98.5		70-130			
trans-1,3-Dichloropropene	0.0200	0.0010	mg/Kg wet	0.0200		100		70-130			
Ethylbenzene	0.0206	0.0020	mg/Kg wet	0.0200		103		70-130			
Hexachlorobutadiene	0.0199	0.0020	mg/Kg wet	0.0200		99.5		70-130			
2-Hexanone (MBK)	0.221	0.020	mg/Kg wet	0.200		111		70-130			
Isopropylbenzene (Cumene)	0.0198	0.0020	mg/Kg wet	0.0200		98.9		70-130			
p-Isopropyltoluene (p-Cymene)	0.0204	0.0020	mg/Kg wet	0.0200		102		70-130			
Methyl tert-Butyl Ether (MTBE)	0.0193	0.0040	mg/Kg wet	0.0200		96.5		70-130			
Methylene Chloride	0.0204	0.020	mg/Kg wet	0.0200		102		70-130			
4-Methyl-2-pentanone (MIBK)	0.210	0.020	mg/Kg wet	0.200		105		70-130			
Naphthalene	0.0182	0.0040	mg/Kg wet	0.0200		91.0		70-130			
n-Propylbenzene	0.0211	0.0020	mg/Kg wet	0.0200		105		70-130			
Styrene	0.0212	0.0020	mg/Kg wet	0.0200		106		70-130			
1,1,1,2-Tetrachloroethane	0.0204	0.0020	mg/Kg wet	0.0200		102		70-130			
1,1,2,2-Tetrachloroethane	0.0182	0.0010	mg/Kg wet	0.0200		90.9		70-130			
Tetrachloroethylene	0.0195	0.0020	mg/Kg wet	0.0200		97.3		70-130			
Tetrahydrofuran	0.0189	0.010	mg/Kg wet	0.0200		94.7		70-130			V-16
Toluene	0.0186	0.0020	mg/Kg wet	0.0200		92.8		70-130			
1,2,3-Trichlorobenzene	0.0207	0.0020	mg/Kg wet	0.0200		104		70-130			
1,2,4-Trichlorobenzene	0.0205	0.0020	mg/Kg wet	0.0200		102		70-130			
1,1,1-Trichloroethane	0.0187	0.0020	mg/Kg wet	0.0200		93.7		70-130			
1,1,2-Trichloroethane	0.0178	0.0020	mg/Kg wet	0.0200		89.2		70-130			
Trichloroethylene	0.0197	0.0020	mg/Kg wet	0.0200		98.7		70-130			
Trichlorofluoromethane (Freon 11)	0.0182	0.010	mg/Kg wet	0.0200		90.8		70-130			
1,2,3-Trichloropropane	0.0194	0.0020	mg/Kg wet	0.0200		97.2		70-130			
1,1,2-Trichloro-1,2,2-trifluoroethane (Freon 113)	0.0190	0.010	mg/Kg wet	0.0200		95.0		70-130			
1,2,4-Trimethylbenzene	0.0206	0.0020	mg/Kg wet	0.0200		103		70-130			
1,3,5-Trimethylbenzene	0.0204	0.0020	mg/Kg wet	0.0200		102		70-130			
Vinyl Chloride	0.0186	0.010	mg/Kg wet	0.0200		93.1		70-130			
m+p Xylene	0.0400	0.0040	mg/Kg wet	0.0400		100		70-130			
o-Xylene	0.0214	0.0020	mg/Kg wet	0.0200		107		70-130			
Surrogate: 1,2-Dichloroethane-d4	*0.0496*		mg/Kg wet	0.0500		99.2		70-130			
Surrogate: Toluene-d8	*0.0494*		mg/Kg wet	0.0500		98.8		70-130			
Surrogate: 4-Bromofluorobenzene	*0.0493*		mg/Kg wet	0.0500		98.6		70-130			
Matrix Spike (B043338-MS1)		**Source: 11L0797-03**		Prepared & Analyzed: 12/22/11							
Acetone	0.225	0.13	mg/Kg dry	0.266	0.0347	71.6		70-130			V-16, V-20
Acrylonitrile	0.0213	0.0080	mg/Kg dry	0.0266	ND	80.0		70-130			
Benzene	0.0274	0.0027	mg/Kg dry	0.0266	ND	103		70-130			
Bromobenzene	0.0258	0.0027	mg/Kg dry	0.0266	ND	97.1		70-130			
Bromodichloromethane	0.0280	0.0027	mg/Kg dry	0.0266	ND	105		70-130			
Bromoform	0.0284	0.0027	mg/Kg dry	0.0266	ND	107		70-130			
Bromomethane	0.0264	0.013	mg/Kg dry	0.0266	ND	99.2		70-130			
2-Butanone (MEK)	0.212	0.053	mg/Kg dry	0.266	ND	79.8		70-130			
n-Butylbenzene	0.0318	0.0027	mg/Kg dry	0.0266	ND	120		70-130			
sec-Butylbenzene	0.0380	0.0027	mg/Kg dry	0.0266	ND	**143**	*	70-130			MS-23

con-test® ANALYTICAL LABORATORY

39 Spruce Street * East Longmeadow, MA 01028 * FAX 413/525-6405 * TEL. 413/525-2332

QUALITY CONTROL

Volatile Organic Compounds by GC/MS - Quality Control

Batch B043338 - SW-846 5035

Matrix Spike (B043338-MS1) **Source: 11L0797-03** Prepared & Analyzed: 12/22/11

Analyte	Result	Reporting Limit	Units	Spike Level	Source Result	%REC		%REC Limits	RPD	RPD Limit	Notes
tert-Butylbenzene	0.0386	0.0027	mg/Kg dry	0.0266	ND	**145**	*	70-130			MS-15
Carbon Disulfide	0.0241	0.0080	mg/Kg dry	0.0266	ND	90.6		70-130			
Carbon Tetrachloride	0.0301	0.0027	mg/Kg dry	0.0266	ND	113		70-130			
Chlorobenzene	0.0300	0.0027	mg/Kg dry	0.0266	ND	113		70-130			
Chlorodibromomethane	0.0266	0.0013	mg/Kg dry	0.0266	ND	100		70-130			
Chloroethane	0.0257	0.027	mg/Kg dry	0.0266	ND	96.7		70-130			
Chloroform	0.0273	0.0053	mg/Kg dry	0.0266	ND	103		70-130			
Chloromethane	0.0233	0.013	mg/Kg dry	0.0266	ND	87.7		70-130			
2-Chlorotoluene	0.0298	0.0027	mg/Kg dry	0.0266	ND	112		70-130			
4-Chlorotoluene	0.0300	0.0027	mg/Kg dry	0.0266	ND	113		70-130			
1,2-Dibromo-3-chloropropane (DBCP)	0.0285	0.0027	mg/Kg dry	0.0266	ND	107		70-130			
1,2-Dibromoethane (EDB)	0.0250	0.0013	mg/Kg dry	0.0266	ND	94.1		70-130			
Dibromomethane	0.0268	0.0027	mg/Kg dry	0.0266	ND	101		70-130			
1,2-Dichlorobenzene	0.0277	0.0027	mg/Kg dry	0.0266	ND	104		70-130			
1,3-Dichlorobenzene	0.0317	0.0027	mg/Kg dry	0.0266	ND	119		70-130			
1,4-Dichlorobenzene	0.0306	0.0027	mg/Kg dry	0.0266	ND	115		70-130			
trans-1,4-Dichloro-2-butene	0.0256	0.0053	mg/Kg dry	0.0266	ND	96.2		70-130			
Dichlorodifluoromethane (Freon 12)	0.0194	0.027	mg/Kg dry	0.0266	ND	73.0		70-130			
1,1-Dichloroethane	0.0274	0.0027	mg/Kg dry	0.0266	ND	103		70-130			
1,2-Dichloroethane	0.0293	0.0027	mg/Kg dry	0.0266	ND	110		70-130			
1,1-Dichloroethylene	0.0265	0.0053	mg/Kg dry	0.0266	ND	99.7		70-130			
cis-1,2-Dichloroethylene	0.0266	0.0027	mg/Kg dry	0.0266	ND	100		70-130			
trans-1,2-Dichloroethylene	0.0276	0.0027	mg/Kg dry	0.0266	ND	104		70-130			
1,2-Dichloropropane	0.0270	0.0027	mg/Kg dry	0.0266	ND	102		70-130			
1,3-Dichloropropane	0.0245	0.0013	mg/Kg dry	0.0266	ND	92.2		70-130			
2,2-Dichloropropane	0.0288	0.0027	mg/Kg dry	0.0266	ND	108		70-130			
1,1-Dichloropropene	0.0265	0.0027	mg/Kg dry	0.0266	ND	99.7		70-130			
cis-1,3-Dichloropropene	0.0287	0.0013	mg/Kg dry	0.0266	ND	108		70-130			
trans-1,3-Dichloropropene	0.0303	0.0013	mg/Kg dry	0.0266	ND	114		70-130			
Ethylbenzene	0.0327	0.0027	mg/Kg dry	0.0266	ND	123		70-130			
Hexachlorobutadiene	0.0214	0.0027	mg/Kg dry	0.0266	ND	80.7		70-130			
2-Hexanone (MBK)	0.238	0.027	mg/Kg dry	0.266	ND	89.4		70-130			
Isopropylbenzene (Cumene)	0.0391	0.0027	mg/Kg dry	0.0266	ND	**147**	*	70-130			MS-23
p-Isopropyltoluene (p-Cymene)	0.0372	0.0027	mg/Kg dry	0.0266	ND	**140**	*	70-130			MS-12
Methyl tert-Butyl Ether (MTBE)	0.0261	0.0053	mg/Kg dry	0.0266	ND	98.3		70-130			
Methylene Chloride	0.0254	0.027	mg/Kg dry	0.0266	ND	95.7		70-130			
4-Methyl-2-pentanone (MIBK)	0.259	0.027	mg/Kg dry	0.266	ND	97.4		70-130			
Naphthalene	0.0147	0.0053	mg/Kg dry	0.0266	ND	**55.2**	*	70-130			MS-07A
n-Propylbenzene	0.0321	0.0027	mg/Kg dry	0.0266	ND	121		70-130			
Styrene	0.0296	0.0027	mg/Kg dry	0.0266	ND	111		70-130			
1,1,1,2-Tetrachloroethane	0.0320	0.0027	mg/Kg dry	0.0266	ND	120		70-130			
1,1,2,2-Tetrachloroethane	0.0261	0.0013	mg/Kg dry	0.0266	ND	98.1		70-130			
Tetrachloroethylene	0.0309	0.0027	mg/Kg dry	0.0266	0.00391	101		70-130			
Tetrahydrofuran	0.0199	0.013	mg/Kg dry	0.0266	ND	74.9		70-130			V-16
Toluene	0.0283	0.0027	mg/Kg dry	0.0266	ND	107		70-130			
1,2,3-Trichlorobenzene	0.0177	0.0027	mg/Kg dry	0.0266	ND	**66.6**	*	70-130			MS-07A
1,2,4-Trichlorobenzene	0.0209	0.0027	mg/Kg dry	0.0266	ND	78.8		70-130			
1,1,1-Trichloroethane	0.0284	0.0027	mg/Kg dry	0.0266	ND	107		70-130			
1,1,2-Trichloroethane	0.0258	0.0027	mg/Kg dry	0.0266	ND	97.1		70-130			
Trichloroethylene	0.0286	0.0027	mg/Kg dry	0.0266	ND	108		70-130			
Trichlorofluoromethane (Freon 11)	0.0258	0.013	mg/Kg dry	0.0266	ND	97.1		70-130			
1,2,3-Trichloropropane	0.0283	0.0027	mg/Kg dry	0.0266	ND	106		70-130			

con-test® ANALYTICAL LABORATORY

39 Spruce Street * East Longmeadow, MA 01028 * FAX 413/525-6405 * TEL. 413/525-2332

QUALITY CONTROL

Volatile Organic Compounds by GC/MS - Quality Control

Analyte	Result	Reporting Limit	Units	Spike Level	Source Result	%REC		%REC Limits	RPD		RPD Limit	Notes
Batch B043338 - SW-846 5035												
Matrix Spike (B043338-MS1)		**Source: 11L0797-03**		Prepared & Analyzed: 12/22/11								
1,1,2-Trichloro-1,2,2-trifluoroethane (Freon 113)	0.0265	0.013	mg/Kg dry	0.0266	ND	99.7		70-130				
1,2,4-Trimethylbenzene	0.0366	0.0027	mg/Kg dry	0.0266	ND	**138**	*	70-130				MS-24
1,3,5-Trimethylbenzene	0.0318	0.0027	mg/Kg dry	0.0266	ND	120		70-130				
Vinyl Chloride	0.0219	0.013	mg/Kg dry	0.0266	ND	82.5		70-130				
m+p Xylene	0.0656	0.0053	mg/Kg dry	0.0532	ND	123		70-130				
o-Xylene	0.0330	0.0027	mg/Kg dry	0.0266	ND	124		70-130				
Surrogate: 1,2-Dichloroethane-d4	*0.0658*		mg/Kg dry	0.0664		99.0		70-130				
Surrogate: Toluene-d8	*0.0653*		mg/Kg dry	0.0664		98.2		70-130				
Surrogate: 4-Bromofluorobenzene	*0.0604*		mg/Kg dry	0.0664		90.9		70-130				
Matrix Spike Dup (B043338-MSD1)		**Source: 11L0797-03**		Prepared & Analyzed: 12/22/11								**R-08**
Acetone	0.190	0.11	mg/Kg dry	0.214	0.0347	72.5		70-130	16.9		30	V-16, V-20
Acrylonitrile	0.0175	0.0064	mg/Kg dry	0.0214	ND	81.7		70-130	19.5		30	
Benzene	0.0198	0.0021	mg/Kg dry	0.0214	ND	92.7		70-130	**32.0**	*	30	
Bromobenzene	0.0183	0.0021	mg/Kg dry	0.0214	ND	85.5		70-130	**34.0**	*	30	
Bromodichloromethane	0.0207	0.0021	mg/Kg dry	0.0214	ND	96.5		70-130	30.0		30	
Bromoform	0.0210	0.0021	mg/Kg dry	0.0214	ND	97.9		70-130	**30.3**	*	30	
Bromomethane	0.0206	0.011	mg/Kg dry	0.0214	ND	96.1		70-130	24.7		30	
2-Butanone (MEK)	0.168	0.043	mg/Kg dry	0.214	ND	78.4		70-130	23.3		30	
n-Butylbenzene	0.0238	0.0021	mg/Kg dry	0.0214	ND	111		70-130	28.7		30	
sec-Butylbenzene	0.0264	0.0021	mg/Kg dry	0.0214	ND	123		70-130	**36.1**	*	30	MS-23
tert-Butylbenzene	0.0313	0.0021	mg/Kg dry	0.0214	ND	**146**	*	70-130	21.0		30	MS-15
Carbon Disulfide	0.0194	0.0064	mg/Kg dry	0.0214	ND	90.5		70-130	21.7		30	
Carbon Tetrachloride	0.0223	0.0021	mg/Kg dry	0.0214	ND	104		70-130	29.6		30	
Chlorobenzene	0.0218	0.0021	mg/Kg dry	0.0214	ND	102		70-130	**31.7**	*	30	
Chlorodibromomethane	0.0192	0.0011	mg/Kg dry	0.0214	ND	89.9		70-130	**32.1**	*	30	
Chloroethane	0.0182	0.021	mg/Kg dry	0.0214	ND	85.1		70-130	**34.1**	*	30	
Chloroform	0.0204	0.0043	mg/Kg dry	0.0214	ND	95.5		70-130	28.7		30	
Chloromethane	0.0191	0.011	mg/Kg dry	0.0214	ND	89.1		70-130	20.0		30	
2-Chlorotoluene	0.0196	0.0021	mg/Kg dry	0.0214	ND	91.7		70-130	**41.3**	*	30	
4-Chlorotoluene	0.0194	0.0021	mg/Kg dry	0.0214	ND	90.8		70-130	**42.6**	*	30	
1,2-Dibromo-3-chloropropane (DBCP)	0.0230	0.0021	mg/Kg dry	0.0214	ND	108		70-130	21.5		30	
1,2-Dibromoethane (EDB)	0.0186	0.0011	mg/Kg dry	0.0214	ND	86.7		70-130	29.6		30	
Dibromomethane	0.0215	0.0021	mg/Kg dry	0.0214	ND	100		70-130	22.3		30	
1,2-Dichlorobenzene	0.0210	0.0021	mg/Kg dry	0.0214	ND	98.0		70-130	27.7		30	
1,3-Dichlorobenzene	0.0221	0.0021	mg/Kg dry	0.0214	ND	103		70-130	**35.6**	*	30	
1,4-Dichlorobenzene	0.0209	0.0021	mg/Kg dry	0.0214	ND	97.4		70-130	**38.0**	*	30	
trans-1,4-Dichloro-2-butene	0.0194	0.0043	mg/Kg dry	0.0214	ND	90.8		70-130	27.2		30	
Dichlorodifluoromethane (Freon 12)	0.0167	0.021	mg/Kg dry	0.0214	ND	78.2		70-130	14.7		30	
1,1-Dichloroethane	0.0202	0.0021	mg/Kg dry	0.0214	ND	94.5		70-130	30.0		30	
1,2-Dichloroethane	0.0220	0.0021	mg/Kg dry	0.0214	ND	103		70-130	28.7		30	
1,1-Dichloroethylene	0.0200	0.0043	mg/Kg dry	0.0214	ND	93.6		70-130	27.8		30	
cis-1,2-Dichloroethylene	0.0188	0.0021	mg/Kg dry	0.0214	ND	87.8		70-130	**34.3**	*	30	
trans-1,2-Dichloroethylene	0.0201	0.0021	mg/Kg dry	0.0214	ND	93.8		70-130	**31.7**	*	30	
1,2-Dichloropropane	0.0206	0.0021	mg/Kg dry	0.0214	ND	96.3		70-130	26.7		30	
1,3-Dichloropropane	0.0190	0.0011	mg/Kg dry	0.0214	ND	88.7		70-130	25.4		30	
2,2-Dichloropropane	0.0212	0.0021	mg/Kg dry	0.0214	ND	98.9		70-130	**30.4**	*	30	
1,1-Dichloropropene	0.0189	0.0021	mg/Kg dry	0.0214	ND	88.2		70-130	**33.6**	*	30	
cis-1,3-Dichloropropene	0.0212	0.0011	mg/Kg dry	0.0214	ND	99.2		70-130	29.8		30	
trans-1,3-Dichloropropene	0.0220	0.0011	mg/Kg dry	0.0214	ND	103		70-130	**32.0**	*	30	
Ethylbenzene	0.0241	0.0021	mg/Kg dry	0.0214	ND	113		70-130	**30.2**	*	30	
Hexachlorobutadiene	0.0164	0.0021	mg/Kg dry	0.0214	ND	76.7		70-130	26.6		30	

con-test® ANALYTICAL LABORATORY

39 Spruce Street * East Longmeadow, MA 01028 * FAX 413/525-6405 * TEL. 413/525-2332

QUALITY CONTROL

Volatile Organic Compounds by GC/MS - Quality Control

Analyte	Result	Reporting Limit	Units	Spike Level	Source Result	%REC		%REC Limits	RPD		RPD Limit	Notes
Batch B043338 - SW-846 5035												
Matrix Spike Dup (B043338-MSD1)		**Source: 11L0797-03**		Prepared & Analyzed: 12/22/11								**R-08**
2-Hexanone (MBK)	0.190	0.021	mg/Kg dry	0.214	ND	88.7		70-130	22.4		30	
Isopropylbenzene (Cumene)	0.0267	0.0021	mg/Kg dry	0.0214	ND	124		70-130	**37.9**	*	30	MS-23
p-Isopropyltoluene (p-Cymene)	0.0282	0.0021	mg/Kg dry	0.0214	ND	**132**	*	70-130	27.5		30	MS-12
Methyl tert-Butyl Ether (MTBE)	0.0199	0.0043	mg/Kg dry	0.0214	ND	93.1		70-130	26.9		30	
Methylene Chloride	0.0198	0.021	mg/Kg dry	0.0214	ND	92.4		70-130	25.0		30	
4-Methyl-2-pentanone (MIBK)	0.206	0.021	mg/Kg dry	0.214	ND	96.3		70-130	22.6		30	
Naphthalene	0.0101	0.0043	mg/Kg dry	0.0214	ND	**47.4**	*	70-130	**36.5**	*	30	MS-07A
n-Propylbenzene	0.0201	0.0021	mg/Kg dry	0.0214	ND	93.8		70-130	**45.9**	*	30	
Styrene	0.0196	0.0021	mg/Kg dry	0.0214	ND	91.5		70-130	**40.7**	*	30	
1,1,1,2-Tetrachloroethane	0.0233	0.0021	mg/Kg dry	0.0214	ND	109		70-130	**31.6**	*	30	
1,1,2,2-Tetrachloroethane	0.0192	0.0011	mg/Kg dry	0.0214	ND	89.9		70-130	**30.1**	*	30	
Tetrachloroethylene	0.0232	0.0021	mg/Kg dry	0.0214	0.00391	90.2		70-130	28.3		30	
Tetrahydrofuran	0.0162	0.011	mg/Kg dry	0.0214	ND	75.7		70-130	20.5		30	V-16
Toluene	0.0202	0.0021	mg/Kg dry	0.0214	ND	94.2		70-130	**33.7**	*	30	
1,2,3-Trichlorobenzene	0.0116	0.0021	mg/Kg dry	0.0214	ND	**54.1**	*	70-130	**41.8**	*	30	MS-07A
1,2,4-Trichlorobenzene	0.0136	0.0021	mg/Kg dry	0.0214	ND	**63.3**	*	70-130	**42.9**	*	30	MS-23
1,1,1-Trichloroethane	0.0213	0.0021	mg/Kg dry	0.0214	ND	99.4		70-130	28.6		30	
1,1,2-Trichloroethane	0.0195	0.0021	mg/Kg dry	0.0214	ND	90.9		70-130	28.1		30	
Trichloroethylene	0.0217	0.0021	mg/Kg dry	0.0214	ND	101		70-130	27.5		30	
Trichlorofluoromethane (Freon 11)	0.0197	0.011	mg/Kg dry	0.0214	ND	91.9		70-130	27.0		30	
1,2,3-Trichloropropane	0.0205	0.0021	mg/Kg dry	0.0214	ND	95.8		70-130	**31.8**	*	30	
1,1,2-Trichloro-1,2,2-trifluoroethane (Freon 113)	0.0206	0.011	mg/Kg dry	0.0214	ND	96.4		70-130	24.9		30	
1,2,4-Trimethylbenzene	0.0279	0.0021	mg/Kg dry	0.0214	ND	130		70-130	27.1		30	
1,3,5-Trimethylbenzene	0.0205	0.0021	mg/Kg dry	0.0214	ND	95.9		70-130	**43.2**	*	30	
Vinyl Chloride	0.0171	0.011	mg/Kg dry	0.0214	ND	80.0		70-130	24.6		30	
m+p Xylene	0.0472	0.0043	mg/Kg dry	0.0428	ND	110		70-130	**32.6**	*	30	
o-Xylene	0.0233	0.0021	mg/Kg dry	0.0214	ND	109		70-130	**34.5**	*	30	
Surrogate: 1,2-Dichloroethane-d4	*0.0539*		mg/Kg dry	0.0535		101		70-130				
Surrogate: Toluene-d8	*0.0517*		mg/Kg dry	0.0535		96.6		70-130				
Surrogate: 4-Bromofluorobenzene	*0.0432*		mg/Kg dry	0.0535		80.8		70-130				
Batch B043464 - SW-846 5035												
Blank (B043464-BLK1)				Prepared & Analyzed: 12/26/11								
Acetone	ND	0.10	mg/Kg wet									V-16
Acrylonitrile	ND	0.0060	mg/Kg wet									
Benzene	ND	0.0020	mg/Kg wet									
Bromobenzene	ND	0.0020	mg/Kg wet									
Bromodichloromethane	ND	0.0020	mg/Kg wet									
Bromoform	ND	0.0020	mg/Kg wet									
Bromomethane	ND	0.010	mg/Kg wet									
2-Butanone (MEK)	ND	0.040	mg/Kg wet									
n-Butylbenzene	ND	0.0020	mg/Kg wet									
sec-Butylbenzene	ND	0.0020	mg/Kg wet									
tert-Butylbenzene	ND	0.0020	mg/Kg wet									
Carbon Disulfide	ND	0.0060	mg/Kg wet									
Carbon Tetrachloride	ND	0.0020	mg/Kg wet									
Chlorobenzene	ND	0.0020	mg/Kg wet									
Chlorodibromomethane	ND	0.0010	mg/Kg wet									
Chloroethane	ND	0.020	mg/Kg wet									
Chloroform	ND	0.0040	mg/Kg wet									
Chloromethane	ND	0.010	mg/Kg wet									

con-test® ANALYTICAL LABORATORY

39 Spruce Street * East Longmeadow, MA 01028 * FAX 413/525-6405 * TEL. 413/525-2332

QUALITY CONTROL

Volatile Organic Compounds by GC/MS - Quality Control

Analyte	Result	Reporting Limit	Units	Spike Level	Source Result	%REC	%REC Limits	RPD	RPD Limit	Notes
Batch B043464 - SW-846 5035										
Blank (B043464-BLK1)				Prepared & Analyzed: 12/26/11						
2-Chlorotoluene	ND	0.0020	mg/Kg wet							
4-Chlorotoluene	ND	0.0020	mg/Kg wet							
1,2-Dibromo-3-chloropropane (DBCP)	ND	0.0020	mg/Kg wet							
1,2-Dibromoethane (EDB)	ND	0.0010	mg/Kg wet							
Dibromomethane	ND	0.0020	mg/Kg wet							
1,2-Dichlorobenzene	ND	0.0020	mg/Kg wet							
1,3-Dichlorobenzene	ND	0.0020	mg/Kg wet							
1,4-Dichlorobenzene	ND	0.0020	mg/Kg wet							
trans-1,4-Dichloro-2-butene	ND	0.0040	mg/Kg wet							
Dichlorodifluoromethane (Freon 12)	ND	0.020	mg/Kg wet							
1,1-Dichloroethane	ND	0.0020	mg/Kg wet							
1,2-Dichloroethane	ND	0.0020	mg/Kg wet							
1,1-Dichloroethylene	ND	0.0040	mg/Kg wet							
cis-1,2-Dichloroethylene	ND	0.0020	mg/Kg wet							
trans-1,2-Dichloroethylene	ND	0.0020	mg/Kg wet							
1,2-Dichloropropane	ND	0.0020	mg/Kg wet							
1,3-Dichloropropane	ND	0.0010	mg/Kg wet							
2,2-Dichloropropane	ND	0.0020	mg/Kg wet							
1,1-Dichloropropene	ND	0.0020	mg/Kg wet							
cis-1,3-Dichloropropene	ND	0.0010	mg/Kg wet							
trans-1,3-Dichloropropene	ND	0.0010	mg/Kg wet							
Ethylbenzene	ND	0.0020	mg/Kg wet							
Hexachlorobutadiene	ND	0.0020	mg/Kg wet							
2-Hexanone (MBK)	ND	0.020	mg/Kg wet							
Isopropylbenzene (Cumene)	ND	0.0020	mg/Kg wet							
p-Isopropyltoluene (p-Cymene)	ND	0.0020	mg/Kg wet							
Methyl tert-Butyl Ether (MTBE)	ND	0.0040	mg/Kg wet							
Methylene Chloride	ND	0.020	mg/Kg wet							
4-Methyl-2-pentanone (MIBK)	ND	0.020	mg/Kg wet							
Naphthalene	ND	0.0040	mg/Kg wet							
n-Propylbenzene	ND	0.0020	mg/Kg wet							
Styrene	ND	0.0020	mg/Kg wet							
1,1,1,2-Tetrachloroethane	ND	0.0020	mg/Kg wet							
1,1,2,2-Tetrachloroethane	ND	0.0010	mg/Kg wet							
Tetrachloroethylene	ND	0.0020	mg/Kg wet							
Tetrahydrofuran	ND	0.010	mg/Kg wet							V-16
Toluene	ND	0.0020	mg/Kg wet							
1,2,3-Trichlorobenzene	ND	0.0020	mg/Kg wet							
1,2,4-Trichlorobenzene	ND	0.0020	mg/Kg wet							
1,1,1-Trichloroethane	ND	0.0020	mg/Kg wet							
1,1,2-Trichloroethane	ND	0.0020	mg/Kg wet							
Trichloroethylene	ND	0.0020	mg/Kg wet							
Trichlorofluoromethane (Freon 11)	ND	0.010	mg/Kg wet							
1,2,3-Trichloropropane	ND	0.0020	mg/Kg wet							
1,1,2-Trichloro-1,2,2-trifluoroethane (Freon 113)	ND	0.010	mg/Kg wet							
1,2,4-Trimethylbenzene	ND	0.0020	mg/Kg wet							
1,3,5-Trimethylbenzene	ND	0.0020	mg/Kg wet							
Vinyl Chloride	ND	0.010	mg/Kg wet							
m+p Xylene	ND	0.0040	mg/Kg wet							
o-Xylene	ND	0.0020	mg/Kg wet							
Surrogate: 1,2-Dichloroethane-d4	*0.0485*		mg/Kg wet	0.0500		97.1	70-130			

con-test® ANALYTICAL LABORATORY

39 Spruce Street * East Longmeadow, MA 01028 * FAX 413/525-6405 * TEL. 413/525-2332

QUALITY CONTROL

Volatile Organic Compounds by GC/MS - Quality Control

Analyte	Result	Reporting Limit	Units	Spike Level	Source Result	%REC	%REC Limits	RPD	RPD Limit	Notes
Batch B043464 - SW-846 5035										
Blank (B043464-BLK1)				Prepared & Analyzed: 12/26/11						
Surrogate: Toluene-d8	*0.0504*		mg/Kg wet	0.0500		101	70-130			
Surrogate: 4-Bromofluorobenzene	*0.0494*		mg/Kg wet	0.0500		98.8	70-130			
LCS (B043464-BS1)				Prepared & Analyzed: 12/26/11						
Acetone	0.226	0.10	mg/Kg wet	0.200		113	70-130			V-16
Acrylonitrile	0.0175	0.0060	mg/Kg wet	0.0200		87.6	70-130			
Benzene	0.0204	0.0020	mg/Kg wet	0.0200		102	70-130			
Bromobenzene	0.0198	0.0020	mg/Kg wet	0.0200		99.1	70-130			
Bromodichloromethane	0.0204	0.0020	mg/Kg wet	0.0200		102	70-130			
Bromoform	0.0210	0.0020	mg/Kg wet	0.0200		105	70-130			
Bromomethane	0.0192	0.010	mg/Kg wet	0.0200		95.8	70-130			
2-Butanone (MEK)	0.205	0.040	mg/Kg wet	0.200		103	70-130			
n-Butylbenzene	0.0225	0.0020	mg/Kg wet	0.0200		112	70-130			
sec-Butylbenzene	0.0219	0.0020	mg/Kg wet	0.0200		110	70-130			
tert-Butylbenzene	0.0223	0.0020	mg/Kg wet	0.0200		112	70-130			
Carbon Disulfide	0.199	0.0060	mg/Kg wet	0.200		99.4	70-130			
Carbon Tetrachloride	0.0194	0.0020	mg/Kg wet	0.0200		96.8	70-130			
Chlorobenzene	0.0208	0.0020	mg/Kg wet	0.0200		104	70-130			
Chlorodibromomethane	0.0205	0.0010	mg/Kg wet	0.0200		102	70-130			
Chloroethane	0.0176	0.020	mg/Kg wet	0.0200		88.2	70-130			
Chloroform	0.0185	0.0040	mg/Kg wet	0.0200		92.6	70-130			
Chloromethane	0.0179	0.010	mg/Kg wet	0.0200		89.4	70-130			
2-Chlorotoluene	0.0211	0.0020	mg/Kg wet	0.0200		105	70-130			
4-Chlorotoluene	0.0211	0.0020	mg/Kg wet	0.0200		105	70-130			
1,2-Dibromo-3-chloropropane (DBCP)	0.0199	0.0020	mg/Kg wet	0.0200		99.3	70-130			
1,2-Dibromoethane (EDB)	0.0206	0.0010	mg/Kg wet	0.0200		103	70-130			
Dibromomethane	0.0206	0.0020	mg/Kg wet	0.0200		103	70-130			
1,2-Dichlorobenzene	0.0210	0.0020	mg/Kg wet	0.0200		105	70-130			
1,3-Dichlorobenzene	0.0206	0.0020	mg/Kg wet	0.0200		103	70-130			
1,4-Dichlorobenzene	0.0199	0.0020	mg/Kg wet	0.0200		99.5	70-130			
trans-1,4-Dichloro-2-butene	0.0192	0.0040	mg/Kg wet	0.0200		96.2	70-130			
Dichlorodifluoromethane (Freon 12)	0.0156	0.020	mg/Kg wet	0.0200		78.1	70-130			
1,1-Dichloroethane	0.0194	0.0020	mg/Kg wet	0.0200		97.0	70-130			
1,2-Dichloroethane	0.0198	0.0020	mg/Kg wet	0.0200		99.2	70-130			
1,1-Dichloroethylene	0.0184	0.0040	mg/Kg wet	0.0200		92.0	70-130			
cis-1,2-Dichloroethylene	0.0193	0.0020	mg/Kg wet	0.0200		96.5	70-130			
trans-1,2-Dichloroethylene	0.0194	0.0020	mg/Kg wet	0.0200		97.0	70-130			
1,2-Dichloropropane	0.0212	0.0020	mg/Kg wet	0.0200		106	70-130			
1,3-Dichloropropane	0.0208	0.0010	mg/Kg wet	0.0200		104	70-130			
2,2-Dichloropropane	0.0195	0.0020	mg/Kg wet	0.0200		97.4	70-130			
1,1-Dichloropropene	0.0184	0.0020	mg/Kg wet	0.0200		92.1	70-130			
cis-1,3-Dichloropropene	0.0215	0.0010	mg/Kg wet	0.0200		107	70-130			
trans-1,3-Dichloropropene	0.0213	0.0010	mg/Kg wet	0.0200		106	70-130			
Ethylbenzene	0.0222	0.0020	mg/Kg wet	0.0200		111	70-130			
Hexachlorobutadiene	0.0207	0.0020	mg/Kg wet	0.0200		103	70-130			
2-Hexanone (MBK)	0.209	0.020	mg/Kg wet	0.200		105	70-130			
Isopropylbenzene (Cumene)	0.0212	0.0020	mg/Kg wet	0.0200		106	70-130			
p-Isopropyltoluene (p-Cymene)	0.0212	0.0020	mg/Kg wet	0.0200		106	70-130			
Methyl tert-Butyl Ether (MTBE)	0.0200	0.0040	mg/Kg wet	0.0200		100	70-130			
Methylene Chloride	0.0166	0.020	mg/Kg wet	0.0200		82.8	70-130			
4-Methyl-2-pentanone (MIBK)	0.218	0.020	mg/Kg wet	0.200		109	70-130			
Naphthalene	0.0195	0.0040	mg/Kg wet	0.0200		97.4	70-130			

con-test® ANALYTICAL LABORATORY

39 Spruce Street * East Longmeadow, MA 01028 * FAX 413/525-6405 * TEL. 413/525-2332

QUALITY CONTROL

Volatile Organic Compounds by GC/MS - Quality Control

Analyte	Result	Reporting Limit	Units	Spike Level	Source Result	%REC	%REC Limits	RPD	RPD Limit	Notes
Batch B043464 - SW-846 5035										
LCS (B043464-BS1)				Prepared & Analyzed: 12/26/11						
n-Propylbenzene	0.0220	0.0020	mg/Kg wet	0.0200		110	70-130			
Styrene	0.0214	0.0020	mg/Kg wet	0.0200		107	70-130			
1,1,1,2-Tetrachloroethane	0.0201	0.0020	mg/Kg wet	0.0200		101	70-130			
1,1,2,2-Tetrachloroethane	0.0197	0.0010	mg/Kg wet	0.0200		98.7	70-130			
Tetrachloroethylene	0.0207	0.0020	mg/Kg wet	0.0200		104	70-130			
Tetrahydrofuran	0.0211	0.010	mg/Kg wet	0.0200		105	70-130			V-16
Toluene	0.0197	0.0020	mg/Kg wet	0.0200		98.5	70-130			
1,2,3-Trichlorobenzene	0.0218	0.0020	mg/Kg wet	0.0200		109	70-130			
1,2,4-Trichlorobenzene	0.0226	0.0020	mg/Kg wet	0.0200		113	70-130			
1,1,1-Trichloroethane	0.0198	0.0020	mg/Kg wet	0.0200		99.2	70-130			
1,1,2-Trichloroethane	0.0190	0.0020	mg/Kg wet	0.0200		95.0	70-130			
Trichloroethylene	0.0205	0.0020	mg/Kg wet	0.0200		102	70-130			
Trichlorofluoromethane (Freon 11)	0.0170	0.010	mg/Kg wet	0.0200		85.2	70-130			
1,2,3-Trichloropropane	0.0207	0.0020	mg/Kg wet	0.0200		103	70-130			
1,1,2-Trichloro-1,2,2-trifluoroethane (Freon 113)	0.0184	0.010	mg/Kg wet	0.0200		92.1	70-130			
1,2,4-Trimethylbenzene	0.0219	0.0020	mg/Kg wet	0.0200		110	70-130			
1,3,5-Trimethylbenzene	0.0221	0.0020	mg/Kg wet	0.0200		111	70-130			
Vinyl Chloride	0.0192	0.010	mg/Kg wet	0.0200		95.8	70-130			
m+p Xylene	0.0432	0.0040	mg/Kg wet	0.0400		108	70-130			
o-Xylene	0.0208	0.0020	mg/Kg wet	0.0200		104	70-130			
Surrogate: 1,2-Dichloroethane-d4	*0.0463*		mg/Kg wet	0.0500		92.7	70-130			
Surrogate: Toluene-d8	*0.0504*		mg/Kg wet	0.0500		101	70-130			
Surrogate: 4-Bromofluorobenzene	*0.0490*		mg/Kg wet	0.0500		98.0	70-130			

con-test® ANALYTICAL LABORATORY

39 Spruce Street * East Longmeadow, MA 01028 * FAX 413/525-6405 * TEL. 413/525-2332

QUALITY CONTROL

Semivolatile Organic Compounds by GC/MS - Quality Control

Analyte	Result	Reporting Limit	Units	Spike Level	Source Result	%REC	%REC Limits	RPD	RPD Limit	Notes
Batch B043341 - SW-846 3546										
Blank (B043341-BLK1)				Prepared: 12/22/11 Analyzed: 12/23/11						
Acenaphthene	ND	0.17	mg/Kg wet							
Acenaphthylene	ND	0.17	mg/Kg wet							
Anthracene	ND	0.17	mg/Kg wet							
Benzo(a)anthracene	ND	0.17	mg/Kg wet							
Benzo(a)pyrene	ND	0.17	mg/Kg wet							
Benzo(b)fluoranthene	ND	0.17	mg/Kg wet							
Benzo(g,h,i)perylene	ND	0.17	mg/Kg wet							
Benzo(k)fluoranthene	ND	0.17	mg/Kg wet							
Chrysene	ND	0.17	mg/Kg wet							
Dibenz(a,h)anthracene	ND	0.17	mg/Kg wet							
Fluoranthene	ND	0.17	mg/Kg wet							
Fluorene	ND	0.17	mg/Kg wet							
Indeno(1,2,3-cd)pyrene	ND	0.17	mg/Kg wet							
2-Methylnaphthalene	ND	0.17	mg/Kg wet							
Naphthalene	ND	0.17	mg/Kg wet							
Phenanthrene	ND	0.17	mg/Kg wet							
Pyrene	ND	0.17	mg/Kg wet							
Surrogate: Nitrobenzene-d5	*2.39*		mg/Kg wet	3.33		71.8	30-130			
Surrogate: 2-Fluorobiphenyl	*2.43*		mg/Kg wet	3.33		72.8	30-130			
Surrogate: Terphenyl-d14	*2.64*		mg/Kg wet	3.33		79.1	30-130			
LCS (B043341-BS1)				Prepared: 12/22/11 Analyzed: 12/23/11						
Acenaphthene	1.38	0.17	mg/Kg wet	1.67		83.0	40-140			
Acenaphthylene	1.34	0.17	mg/Kg wet	1.67		80.1	40-140			
Anthracene	1.43	0.17	mg/Kg wet	1.67		85.7	40-140			
Benzo(a)anthracene	1.47	0.17	mg/Kg wet	1.67		88.2	40-140			
Benzo(a)pyrene	1.56	0.17	mg/Kg wet	1.67		93.8	40-140			
Benzo(b)fluoranthene	1.58	0.17	mg/Kg wet	1.67		94.5	40-140			
Benzo(g,h,i)perylene	1.17	0.17	mg/Kg wet	1.67		70.3	40-140			
Benzo(k)fluoranthene	1.51	0.17	mg/Kg wet	1.67		90.7	40-140			
Chrysene	1.54	0.17	mg/Kg wet	1.67		92.6	40-140			
Dibenz(a,h)anthracene	1.43	0.17	mg/Kg wet	1.67		85.8	40-140			
Fluoranthene	1.68	0.17	mg/Kg wet	1.67		101	40-140			
Fluorene	1.27	0.17	mg/Kg wet	1.67		75.9	40-140			
Indeno(1,2,3-cd)pyrene	1.34	0.17	mg/Kg wet	1.67		80.5	40-140			
2-Methylnaphthalene	1.24	0.17	mg/Kg wet	1.67		74.1	40-140			
Naphthalene	1.33	0.17	mg/Kg wet	1.67		79.7	40-140			
Phenanthrene	1.37	0.17	mg/Kg wet	1.67		82.0	40-140			
Pyrene	1.36	0.17	mg/Kg wet	1.67		81.4	40-140			
Surrogate: Nitrobenzene-d5	*2.66*		mg/Kg wet	3.33		79.9	30-130			
Surrogate: 2-Fluorobiphenyl	*2.61*		mg/Kg wet	3.33		78.4	30-130			
Surrogate: Terphenyl-d14	*2.59*		mg/Kg wet	3.33		77.6	30-130			

con-test® ANALYTICAL LABORATORY

39 Spruce Street * East Longmeadow, MA 01028 * FAX 413/525-6405 * TEL. 413/525-2332

QUALITY CONTROL

Semivolatile Organic Compounds by GC/MS - Quality Control

Analyte	Result	Reporting Limit	Units	Spike Level	Source Result	%REC		%REC Limits	RPD	RPD Limit	Notes
Batch B043341 - SW-846 3546											
LCS Dup (B043341-BSD1)				Prepared: 12/22/11 Analyzed: 12/23/11							
Acenaphthene	1.45	0.17	mg/Kg wet	1.67		86.8		40-140	4.41	30	
Acenaphthylene	1.39	0.17	mg/Kg wet	1.67		83.5		40-140	4.13	30	
Anthracene	1.44	0.17	mg/Kg wet	1.67		86.5		40-140	0.906	30	
Benzo(a)anthracene	1.50	0.17	mg/Kg wet	1.67		90.2		40-140	2.22	30	
Benzo(a)pyrene	1.57	0.17	mg/Kg wet	1.67		94.5		40-140	0.701	30	
Benzo(b)fluoranthene	1.62	0.17	mg/Kg wet	1.67		97.5		40-140	3.08	30	
Benzo(g,h,i)perylene	1.25	0.17	mg/Kg wet	1.67		74.9		40-140	6.37	30	
Benzo(k)fluoranthene	1.52	0.17	mg/Kg wet	1.67		91.0		40-140	0.374	30	
Chrysene	1.50	0.17	mg/Kg wet	1.67		90.1		40-140	2.74	30	
Dibenz(a,h)anthracene	1.52	0.17	mg/Kg wet	1.67		91.3		40-140	6.26	30	
Fluoranthene	1.68	0.17	mg/Kg wet	1.67		101		40-140	0.0397	30	
Fluorene	1.31	0.17	mg/Kg wet	1.67		78.7		40-140	3.62	30	
Indeno(1,2,3-cd)pyrene	1.40	0.17	mg/Kg wet	1.67		84.3		40-140	4.66	30	
2-Methylnaphthalene	1.35	0.17	mg/Kg wet	1.67		81.0		40-140	8.92	30	
Naphthalene	1.41	0.17	mg/Kg wet	1.67		84.6		40-140	5.94	30	
Phenanthrene	1.39	0.17	mg/Kg wet	1.67		83.3		40-140	1.52	30	
Pyrene	1.37	0.17	mg/Kg wet	1.67		82.0		40-140	0.735	30	
Surrogate: Nitrobenzene-d5	*2.82*		mg/Kg wet	3.33		84.5		30-130			
Surrogate: 2-Fluorobiphenyl	*2.71*		mg/Kg wet	3.33		81.2		30-130			
Surrogate: Terphenyl-d14	*2.58*		mg/Kg wet	3.33		77.3		30-130			
Matrix Spike (B043341-MS1)		**Source: 11L0797-03**		Prepared: 12/22/11 Analyzed: 12/23/11							
Acenaphthene	1.54	0.23	mg/Kg dry	2.24	ND	69.0		40-140			
Acenaphthylene	1.57	0.23	mg/Kg dry	2.24	0.180	62.2		40-140			
Anthracene	1.58	0.23	mg/Kg dry	2.24	ND	70.6		40-140			
Benzo(a)anthracene	1.75	0.23	mg/Kg dry	2.24	0.417	59.7		40-140			
Benzo(a)pyrene	1.86	0.23	mg/Kg dry	2.24	0.504	60.6		40-140			
Benzo(b)fluoranthene	1.98	0.23	mg/Kg dry	2.24	0.630	60.6		40-140			
Benzo(g,h,i)perylene	1.18	0.23	mg/Kg dry	2.24	0.466	**32.1**	*	40-140			MS-07A
Benzo(k)fluoranthene	1.81	0.23	mg/Kg dry	2.24	0.239	70.0		40-140			
Chrysene	1.85	0.23	mg/Kg dry	2.24	0.634	54.2		40-140			
Dibenz(a,h)anthracene	1.30	0.23	mg/Kg dry	2.24	0.112	53.2		40-140			
Fluoranthene	1.65	0.23	mg/Kg dry	2.24	0.816	**37.2**	*	40-140			MS-07A
Fluorene	1.60	0.23	mg/Kg dry	2.24	ND	71.5		40-140			
Indeno(1,2,3-cd)pyrene	1.35	0.23	mg/Kg dry	2.24	0.459	**39.7**	*	40-140			MS-07A
2-Methylnaphthalene	1.66	0.23	mg/Kg dry	2.24	ND	74.2		40-140			
Naphthalene	1.42	0.23	mg/Kg dry	2.24	ND	63.3		40-140			
Phenanthrene	1.78	0.23	mg/Kg dry	2.24	0.423	60.8		40-140			
Pyrene	1.51	0.23	mg/Kg dry	2.24	1.25	**11.5**	*	40-140			MS-07A
Surrogate: Nitrobenzene-d5	*3.07*		mg/Kg dry	4.47		68.7		30-130			
Surrogate: 2-Fluorobiphenyl	*2.42*		mg/Kg dry	4.47		54.1		30-130			
Surrogate: Terphenyl-d14	*2.03*		mg/Kg dry	4.47		45.5		30-130			

con-test® ANALYTICAL LABORATORY

39 Spruce Street * East Longmeadow, MA 01028 * FAX 413/525-6405 * TEL. 413/525-2332

QUALITY CONTROL

Semivolatile Organic Compounds by GC/MS - Quality Control

Analyte	Result	Reporting Limit	Units	Spike Level	Source Result	%REC		%REC Limits	RPD	RPD Limit	Notes
Batch B043341 - SW-846 3546											
Matrix Spike Dup (B043341-MSD1)		**Source: 11L0797-03**		Prepared: 12/22/11 Analyzed: 12/23/11							
Acenaphthene	1.47	0.23	mg/Kg dry	2.24	ND	65.5		40-140	5.20	30	
Acenaphthylene	1.49	0.23	mg/Kg dry	2.24	0.180	58.5		40-140	5.47	30	
Anthracene	1.48	0.23	mg/Kg dry	2.24	ND	66.2		40-140	6.40	30	
Benzo(a)anthracene	1.64	0.23	mg/Kg dry	2.24	0.417	54.5		40-140	6.91	30	
Benzo(a)pyrene	1.76	0.23	mg/Kg dry	2.24	0.504	56.2		40-140	5.46	30	
Benzo(b)fluoranthene	1.91	0.23	mg/Kg dry	2.24	0.630	57.4		40-140	3.60	30	
Benzo(g,h,i)perylene	1.06	0.23	mg/Kg dry	2.24	0.466	**26.6**	*	40-140	10.8	30	MS-07A
Benzo(k)fluoranthene	1.69	0.23	mg/Kg dry	2.24	0.239	65.0		40-140	6.45	30	
Chrysene	1.73	0.23	mg/Kg dry	2.24	0.634	48.8		40-140	6.76	30	
Dibenz(a,h)anthracene	1.17	0.23	mg/Kg dry	2.24	0.112	47.5		40-140	10.4	30	
Fluoranthene	1.47	0.23	mg/Kg dry	2.24	0.816	**29.4**	*	40-140	11.3	30	MS-07A
Fluorene	1.53	0.23	mg/Kg dry	2.24	ND	68.2		40-140	4.64	30	
Indeno(1,2,3-cd)pyrene	1.23	0.23	mg/Kg dry	2.24	0.459	**34.7**	*	40-140	8.77	30	MS-07A
2-Methylnaphthalene	1.42	0.23	mg/Kg dry	2.24	ND	63.4		40-140	15.6	30	
Naphthalene	1.33	0.23	mg/Kg dry	2.24	ND	59.5		40-140	6.18	30	
Phenanthrene	1.67	0.23	mg/Kg dry	2.24	0.423	55.7		40-140	6.64	30	
Pyrene	1.43	0.23	mg/Kg dry	2.24	1.25	**8.20**	*	40-140	4.96	30	MS-07A
Surrogate: Nitrobenzene-d5	*3.02*		mg/Kg dry	4.47		67.6		30-130			
Surrogate: 2-Fluorobiphenyl	*2.35*		mg/Kg dry	4.47		52.6		30-130			
Surrogate: Terphenyl-d14	*1.93*		mg/Kg dry	4.47		43.1		30-130			
Batch B043444 - SW-846 3546											
Blank (B043444-BLK1)				Prepared & Analyzed: 12/27/11							
Acenaphthene	ND	0.17	mg/Kg wet								
Acenaphthylene	ND	0.17	mg/Kg wet								
Anthracene	ND	0.17	mg/Kg wet								
Benzo(a)anthracene	ND	0.17	mg/Kg wet								
Benzo(a)pyrene	ND	0.17	mg/Kg wet								
Benzo(b)fluoranthene	ND	0.17	mg/Kg wet								
Benzo(g,h,i)perylene	ND	0.17	mg/Kg wet								
Benzo(k)fluoranthene	ND	0.17	mg/Kg wet								
Chrysene	ND	0.17	mg/Kg wet								
Dibenz(a,h)anthracene	ND	0.17	mg/Kg wet								
Fluoranthene	ND	0.17	mg/Kg wet								
Fluorene	ND	0.17	mg/Kg wet								
Indeno(1,2,3-cd)pyrene	ND	0.17	mg/Kg wet								
2-Methylnaphthalene	ND	0.17	mg/Kg wet								
Naphthalene	ND	0.17	mg/Kg wet								
Phenanthrene	ND	0.17	mg/Kg wet								
Pyrene	ND	0.17	mg/Kg wet								
Surrogate: Nitrobenzene-d5	*1.58*		mg/Kg wet	3.33		47.4		30-130			
Surrogate: 2-Fluorobiphenyl	*1.43*		mg/Kg wet	3.33		42.8		30-130			
Surrogate: Terphenyl-d14	*2.74*		mg/Kg wet	3.33		82.1		30-130			

con-test® ANALYTICAL LABORATORY

39 Spruce Street * East Longmeadow, MA 01028 * FAX 413/525-6405 * TEL. 413/525-2332

QUALITY CONTROL

Semivolatile Organic Compounds by GC/MS - Quality Control

Analyte	Result	Reporting Limit	Units	Spike Level	Source Result	%REC	%REC Limits	RPD	RPD Limit	Notes
Batch B043444 - SW-846 3546										
LCS (B043444-BS1)				Prepared & Analyzed: 12/27/11						
Acenaphthene	0.772	0.17	mg/Kg wet	1.67		46.3	40-140			
Acenaphthylene	0.755	0.17	mg/Kg wet	1.67		45.3	40-140			
Anthracene	0.797	0.17	mg/Kg wet	1.67		47.8	40-140			
Benzo(a)anthracene	0.951	0.17	mg/Kg wet	1.67		57.1	40-140			
Benzo(a)pyrene	1.55	0.17	mg/Kg wet	1.67		92.8	40-140			
Benzo(b)fluoranthene	1.63	0.17	mg/Kg wet	1.67		97.8	40-140			
Benzo(g,h,i)perylene	1.33	0.17	mg/Kg wet	1.67		80.1	40-140			
Benzo(k)fluoranthene	1.60	0.17	mg/Kg wet	1.67		96.0	40-140			
Chrysene	0.915	0.17	mg/Kg wet	1.67		54.9	40-140			
Dibenz(a,h)anthracene	1.37	0.17	mg/Kg wet	1.67		82.0	40-140			
Fluoranthene	0.862	0.17	mg/Kg wet	1.67		51.7	40-140			
Fluorene	0.873	0.17	mg/Kg wet	1.67		52.4	40-140			
Indeno(1,2,3-cd)pyrene	1.40	0.17	mg/Kg wet	1.67		84.0	40-140			V-06
2-Methylnaphthalene	0.728	0.17	mg/Kg wet	1.67		43.7	40-140			
Naphthalene	0.699	0.17	mg/Kg wet	1.67		41.9	40-140			
Phenanthrene	0.785	0.17	mg/Kg wet	1.67		47.1	40-140			
Pyrene	0.685	0.17	mg/Kg wet	1.67		41.1	40-140			
Surrogate: Nitrobenzene-d5	*1.62*		mg/Kg wet	3.33		48.5	30-130			
Surrogate: 2-Fluorobiphenyl	*1.45*		mg/Kg wet	3.33		43.5	30-130			
Surrogate: Terphenyl-d14	*1.57*		mg/Kg wet	3.33		47.0	30-130			
LCS Dup (B043444-BSD1)				Prepared & Analyzed: 12/27/11						
Acenaphthene	0.744	0.17	mg/Kg wet	1.67		44.6	40-140	3.65	30	
Acenaphthylene	0.723	0.17	mg/Kg wet	1.67		43.4	40-140	4.33	30	
Anthracene	0.791	0.17	mg/Kg wet	1.67		47.4	40-140	0.798	30	
Benzo(a)anthracene	0.912	0.17	mg/Kg wet	1.67		54.7	40-140	4.22	30	
Benzo(a)pyrene	1.49	0.17	mg/Kg wet	1.67		89.2	40-140	4.02	30	
Benzo(b)fluoranthene	1.59	0.17	mg/Kg wet	1.67		95.3	40-140	2.65	30	
Benzo(g,h,i)perylene	1.39	0.17	mg/Kg wet	1.67		83.6	40-140	4.33	30	
Benzo(k)fluoranthene	1.49	0.17	mg/Kg wet	1.67		89.3	40-140	7.27	30	
Chrysene	0.869	0.17	mg/Kg wet	1.67		52.2	40-140	5.12	30	
Dibenz(a,h)anthracene	1.47	0.17	mg/Kg wet	1.67		88.1	40-140	7.17	30	
Fluoranthene	0.838	0.17	mg/Kg wet	1.67		50.3	40-140	2.78	30	
Fluorene	0.812	0.17	mg/Kg wet	1.67		48.7	40-140	7.24	30	
Indeno(1,2,3-cd)pyrene	1.45	0.17	mg/Kg wet	1.67		87.1	40-140	3.65	30	V-06
2-Methylnaphthalene	0.703	0.17	mg/Kg wet	1.67		42.2	40-140	3.54	30	
Naphthalene	0.672	0.17	mg/Kg wet	1.67		40.3	40-140	3.99	30	
Phenanthrene	0.772	0.17	mg/Kg wet	1.67		46.3	40-140	1.71	30	
Pyrene	0.746	0.17	mg/Kg wet	1.67		44.8	40-140	8.48	30	
Surrogate: Nitrobenzene-d5	*1.50*		mg/Kg wet	3.33		45.0	30-130			
Surrogate: 2-Fluorobiphenyl	*1.38*		mg/Kg wet	3.33		41.2	30-130			
Surrogate: Terphenyl-d14	*1.63*		mg/Kg wet	3.33		48.8	30-130			

con-test® ANALYTICAL LABORATORY

39 Spruce Street * East Longmeadow, MA 01028 * FAX 413/525-6405 * TEL. 413/525-2332

QUALITY CONTROL

Polychlorinated Biphenyls By GC/ECD - Quality Control

Analyte	Result	Reporting Limit	Units	Spike Level	Source Result	%REC	%REC Limits	RPD	RPD Limit	Notes
Batch B043315 - SW-846 3546										
Blank (B043315-BLK1)				Prepared: 12/22/11 Analyzed: 12/23/11						
Aroclor-1016	ND	0.10	mg/Kg wet							
Aroclor-1016 [2C]	ND	0.10	mg/Kg wet							
Aroclor-1221	ND	0.10	mg/Kg wet							
Aroclor-1221 [2C]	ND	0.10	mg/Kg wet							
Aroclor-1232	ND	0.10	mg/Kg wet							
Aroclor-1232 [2C]	ND	0.10	mg/Kg wet							
Aroclor-1242	ND	0.10	mg/Kg wet							
Aroclor-1242 [2C]	ND	0.10	mg/Kg wet							
Aroclor-1248	ND	0.10	mg/Kg wet							
Aroclor-1248 [2C]	ND	0.10	mg/Kg wet							
Aroclor-1254	ND	0.10	mg/Kg wet							
Aroclor-1254 [2C]	ND	0.10	mg/Kg wet							
Aroclor-1260	ND	0.10	mg/Kg wet							
Aroclor-1260 [2C]	ND	0.10	mg/Kg wet							
Aroclor-1262	ND	0.10	mg/Kg wet							
Aroclor-1262 [2C]	ND	0.10	mg/Kg wet							
Aroclor-1268	ND	0.10	mg/Kg wet							
Aroclor-1268 [2C]	ND	0.10	mg/Kg wet							
Surrogate: Decachlorobiphenyl	*0.170*		mg/Kg wet	0.200		84.9	30-150			
Surrogate: Decachlorobiphenyl [2C]	*0.191*		mg/Kg wet	0.200		95.5	30-150			
Surrogate: Tetrachloro-m-xylene	*0.192*		mg/Kg wet	0.200		96.1	30-150			
Surrogate: Tetrachloro-m-xylene [2C]	*0.195*		mg/Kg wet	0.200		97.4	30-150			
LCS (B043315-BS1)				Prepared: 12/22/11 Analyzed: 12/23/11						
Aroclor-1016	0.24	0.10	mg/Kg wet	0.200		119	40-140			
Aroclor-1016 [2C]	0.22	0.10	mg/Kg wet	0.200		111	40-140			
Aroclor-1260	0.21	0.10	mg/Kg wet	0.200		104	40-140			
Aroclor-1260 [2C]	0.21	0.10	mg/Kg wet	0.200		106	40-140			
Surrogate: Decachlorobiphenyl	*0.194*		mg/Kg wet	0.200		97.1	30-150			
Surrogate: Decachlorobiphenyl [2C]	*0.218*		mg/Kg wet	0.200		109	30-150			
Surrogate: Tetrachloro-m-xylene	*0.216*		mg/Kg wet	0.200		108	30-150			
Surrogate: Tetrachloro-m-xylene [2C]	*0.218*		mg/Kg wet	0.200		109	30-150			
LCS Dup (B043315-BSD1)				Prepared: 12/22/11 Analyzed: 12/23/11						
Aroclor-1016	0.23	0.10	mg/Kg wet	0.200		113	40-140	4.92	30	
Aroclor-1016 [2C]	0.21	0.10	mg/Kg wet	0.200		105	40-140	5.04	30	
Aroclor-1260	0.20	0.10	mg/Kg wet	0.200		98.2	40-140	5.62	30	
Aroclor-1260 [2C]	0.20	0.10	mg/Kg wet	0.200		101	40-140	4.87	30	
Surrogate: Decachlorobiphenyl	*0.175*		mg/Kg wet	0.200		87.5	30-150			
Surrogate: Decachlorobiphenyl [2C]	*0.197*		mg/Kg wet	0.200		98.7	30-150			
Surrogate: Tetrachloro-m-xylene	*0.195*		mg/Kg wet	0.200		97.4	30-150			
Surrogate: Tetrachloro-m-xylene [2C]	*0.196*		mg/Kg wet	0.200		97.9	30-150			

con-test® ANALYTICAL LABORATORY

39 Spruce Street * East Longmeadow, MA 01028 * FAX 413/525-6405 * TEL. 413/525-2332

QUALITY CONTROL

Petroleum Hydrocarbons Analyses - Quality Control

Analyte	Result	Reporting Limit	Units	Spike Level	Source Result	%REC		%REC Limits	RPD	RPD Limit	Notes
Batch B043355 - SW-846 3546											
Blank (B043355-BLK1)				Prepared: 12/22/11 Analyzed: 12/23/11							
CT ETPH	ND	10	mg/Kg wet								
Surrogate: o-Terphenyl	*3.05*		mg/Kg wet	3.33		91.5		50-150			
LCS (B043355-BS1)				Prepared: 12/22/11 Analyzed: 12/23/11							
CT ETPH	27.6	10	mg/Kg wet	33.3		82.7		60-120			
Surrogate: o-Terphenyl	*3.03*		mg/Kg wet	3.33		91.0		50-150			
LCS Dup (B043355-BSD1)				Prepared: 12/22/11 Analyzed: 12/23/11							
CT ETPH	27.7	10	mg/Kg wet	33.3		83.2		60-120	0.647	30	
Surrogate: o-Terphenyl	*2.98*		mg/Kg wet	3.33		89.5		50-150			
Matrix Spike (B043355-MS2)		**Source: 11L0797-03**		Prepared: 12/22/11 Analyzed: 12/27/11							
CT ETPH	125	13	mg/Kg dry	44.4	47.6	**173**	*	50-150			MS-22
Surrogate: o-Terphenyl	*2.99*		mg/Kg dry	4.44		67.2		50-150			
Matrix Spike Dup (B043355-MSD2)		**Source: 11L0797-03**		Prepared: 12/22/11 Analyzed: 12/27/11							
CT ETPH	103	13	mg/Kg dry	44.4	47.6	124		50-150	19.4	30	
Surrogate: o-Terphenyl	*2.63*		mg/Kg dry	4.44		59.3		50-150			
Batch B043535 - SW-846 3546											
Blank (B043535-BLK1)				Prepared & Analyzed: 12/28/11							
CT ETPH	ND	10	mg/Kg wet								
Surrogate: o-Terphenyl	*2.53*		mg/Kg wet	3.33		75.8		50-150			
LCS (B043535-BS1)				Prepared & Analyzed: 12/28/11							
CT ETPH	27.1	10	mg/Kg wet	33.3		81.3		60-120			
Surrogate: o-Terphenyl	*2.85*		mg/Kg wet	3.33		85.5		50-150			
LCS Dup (B043535-BSD1)				Prepared & Analyzed: 12/28/11							
CT ETPH	23.6	10	mg/Kg wet	33.3		70.7		60-120	13.9	30	
Surrogate: o-Terphenyl	*2.39*		mg/Kg wet	3.33		71.6		50-150			

con-test® ANALYTICAL LABORATORY

39 Spruce Street * East Longmeadow, MA 01028 * FAX 413/525-6405 * TEL. 413/525-2332

QUALITY CONTROL

Metals Analyses (Total) - Quality Control

Analyte	Result	Reporting Limit	Units	Spike Level	Source Result	%REC	%REC Limits	RPD	RPD Limit	Notes
Batch B043292 - SW-846 3050B										
Blank (B043292-BLK1)				Prepared: 12/22/11 Analyzed: 12/23/11						
Antimony	ND	2.5	mg/Kg wet							
Arsenic	ND	2.5	mg/Kg wet							
Barium	ND	2.5	mg/Kg wet							
Beryllium	ND	0.25	mg/Kg wet							
Cadmium	ND	0.25	mg/Kg wet							
Chromium	ND	0.50	mg/Kg wet							
Copper	ND	0.50	mg/Kg wet							
Lead	ND	0.75	mg/Kg wet							
Nickel	ND	0.50	mg/Kg wet							
Selenium	ND	5.0	mg/Kg wet							
Silver	ND	0.50	mg/Kg wet							
Thallium	ND	2.5	mg/Kg wet							
Vanadium	ND	1.0	mg/Kg wet							
Zinc	ND	1.0	mg/Kg wet							
LCS (B043292-BS1)				Prepared: 12/22/11 Analyzed: 12/23/11						
Antimony	122	5.4	mg/Kg wet	106		115	30-219			
Arsenic	106	5.4	mg/Kg wet	109		97.2	83.2-117.4			
Barium	214	5.4	mg/Kg wet	206		104	83.1-116.9			
Beryllium	91.2	0.54	mg/Kg wet	88.2		103	83.7-116.2			
Cadmium	81.8	0.54	mg/Kg wet	80.2		102	80.7-119.1			
Chromium	120	1.1	mg/Kg wet	117		102	80.6-119.9			
Copper	122	1.1	mg/Kg wet	117		104	83.8-116.2			
Lead	72.7	1.6	mg/Kg wet	76.2		95.5	70.7-129			
Nickel	67.0	1.1	mg/Kg wet	71.2		94.1	81.2-118.3			
Selenium	114	11	mg/Kg wet	127		90.1	79.2-120.3			
Silver	40.5	1.1	mg/Kg wet	41.0		98.8	66.3-133.7			
Thallium	258	5.4	mg/Kg wet	266		97.1	77.8-121.6			
Vanadium	90.9	2.1	mg/Kg wet	86.1		106	76.8-123.6			
Zinc	270	2.1	mg/Kg wet	280		96.6	81.9-117.7			
LCS (B043292-BS2)				Prepared & Analyzed: 12/22/11						
Lead	0.823	0.77	mg/Kg wet	0.773		106	80-120			
LCS Dup (B043292-BSD1)				Prepared: 12/22/11 Analyzed: 12/23/11						
Antimony	115	4.9	mg/Kg wet	106		108	30-219	6.33	30	
Arsenic	110	4.9	mg/Kg wet	109		101	83.2-117.4	4.02	30	
Barium	206	4.9	mg/Kg wet	206		99.9	83.1-116.9	4.02	30	
Beryllium	90.3	0.49	mg/Kg wet	88.2		102	83.7-116.2	1.04	30	
Cadmium	80.3	0.49	mg/Kg wet	80.2		100	80.7-119.1	1.88	30	
Chromium	118	0.99	mg/Kg wet	117		101	80.6-119.9	1.21	30	
Copper	120	0.99	mg/Kg wet	117		103	83.8-116.2	1.30	30	
Lead	74.6	1.5	mg/Kg wet	76.2		97.9	70.7-129	2.51	30	
Nickel	66.9	0.99	mg/Kg wet	71.2		94.0	81.2-118.3	0.140	30	
Selenium	116	9.9	mg/Kg wet	127		91.6	79.2-120.3	1.61	30	
Silver	41.3	0.99	mg/Kg wet	41.0		101	66.3-133.7	1.82	30	
Thallium	262	4.9	mg/Kg wet	266		98.6	77.8-121.6	1.62	30	
Vanadium	91.3	2.0	mg/Kg wet	86.1		106	76.8-123.6	0.464	30	
Zinc	268	2.0	mg/Kg wet	280		95.6	81.9-117.7	1.02	30	

con-test® ANALYTICAL LABORATORY

39 Spruce Street * East Longmeadow, MA 01028 * FAX 413/525-6405 * TEL. 413/525-2332

QUALITY CONTROL

Metals Analyses (Total) - Quality Control

Analyte	Result	Reporting Limit	Units	Spike Level	Source Result	%REC	%REC Limits	RPD	RPD Limit	Notes
Batch B043300 - SW-846 7471										
Blank (B043300-BLK1)				Prepared: 12/22/11	Analyzed: 12/23/11					
Mercury	ND	0.025	mg/Kg wet							
LCS (B043300-BS1)				Prepared: 12/22/11	Analyzed: 12/23/11					
Mercury	4.12	0.32	mg/Kg wet	3.73		111	66-132			
LCS Dup (B043300-BSD1)				Prepared: 12/22/11	Analyzed: 12/23/11					
Mercury	4.17	0.31	mg/Kg wet	3.73		112	66-132	1.17	30	
Batch B043363 - SW-846 7471										
Blank (B043363-BLK1)				Prepared: 12/23/11	Analyzed: 12/27/11					
Mercury	ND	0.025	mg/Kg wet							
LCS (B043363-BS1)				Prepared: 12/23/11	Analyzed: 12/27/11					
Mercury	3.51	0.35	mg/Kg wet	3.73		94.0	66-132			
LCS Dup (B043363-BSD1)				Prepared: 12/23/11	Analyzed: 12/27/11					
Mercury	3.50	0.34	mg/Kg wet	3.73		93.9	66-132	0.107	30	
Duplicate (B043363-DUP1)		**Source: 11L0797-03**		Prepared: 12/23/11	Analyzed: 12/27/11					
Mercury	0.169	0.033	mg/Kg dry		0.154			9.41	35	
Matrix Spike (B043363-MS1)		**Source: 11L0797-03**		Prepared: 12/23/11	Analyzed: 12/27/11					
Mercury	0.363	0.033	mg/Kg dry	0.223	0.154	93.8	75-125			
Matrix Spike Dup (B043363-MSD1)		**Source: 11L0797-03**		Prepared: 12/23/11	Analyzed: 12/27/11					
Mercury	0.363	0.034	mg/Kg dry	0.223	0.154	93.6	75-125	0.107	35	
Batch B043367 - SW-846 3050B										
Blank (B043367-BLK1)				Prepared & Analyzed: 12/23/11						
Antimony	ND	2.5	mg/Kg wet							
Arsenic	ND	2.5	mg/Kg wet							
Barium	ND	2.5	mg/Kg wet							
Beryllium	ND	0.25	mg/Kg wet							
Cadmium	ND	0.25	mg/Kg wet							
Chromium	ND	0.50	mg/Kg wet							
Copper	ND	0.50	mg/Kg wet							
Lead	ND	0.75	mg/Kg wet							
Nickel	ND	0.50	mg/Kg wet							
Selenium	ND	5.0	mg/Kg wet							
Silver	ND	0.50	mg/Kg wet							
Thallium	ND	2.5	mg/Kg wet							
Vanadium	ND	1.0	mg/Kg wet							
Zinc	ND	1.0	mg/Kg wet							

con-test® ANALYTICAL LABORATORY

39 Spruce Street * East Longmeadow, MA 01028 * FAX 413/525-6405 * TEL. 413/525-2332

QUALITY CONTROL

Metals Analyses (Total) - Quality Control

Analyte	Result	Reporting Limit	Units	Spike Level	Source Result	%REC	%REC Limits	RPD		RPD Limit	Notes
Batch B043367 - SW-846 3050B											
LCS (B043367-BS1)				Prepared & Analyzed: 12/23/11							
Antimony	107	5.0	mg/Kg wet	106		101	30-219				
Arsenic	119	5.0	mg/Kg wet	109		110	83.2-117.4				
Barium	217	5.0	mg/Kg wet	206		105	83.1-116.9				
Beryllium	99.7	0.50	mg/Kg wet	88.2		113	83.7-116.2				
Cadmium	83.3	0.50	mg/Kg wet	80.2		104	80.7-119.1				
Chromium	124	1.0	mg/Kg wet	117		106	80.6-119.9				
Copper	125	1.0	mg/Kg wet	117		107	83.8-116.2				
Lead	77.5	1.5	mg/Kg wet	76.2		102	70.7-129				
Nickel	74.0	1.0	mg/Kg wet	71.2		104	81.2-118.3				
Selenium	137	10	mg/Kg wet	127		108	79.2-120.3				
Silver	43.3	1.0	mg/Kg wet	41.0		105	66.3-133.7				
Thallium	274	5.0	mg/Kg wet	266		103	77.8-121.6				
Vanadium	94.2	2.0	mg/Kg wet	86.1		109	76.8-123.6				
Zinc	292	2.0	mg/Kg wet	280		104	81.9-117.7				
LCS (B043367-BS2)				Prepared & Analyzed: 12/23/11							
Lead	0.837	0.74	mg/Kg wet	0.740		113	80-120				
LCS Dup (B043367-BSD1)				Prepared & Analyzed: 12/23/11							
Antimony	109	5.0	mg/Kg wet	106		103	30-219	2.13		30	
Arsenic	117	5.0	mg/Kg wet	109		107	83.2-117.4	2.23		30	
Barium	220	5.0	mg/Kg wet	206		107	83.1-116.9	1.22		30	
Beryllium	97.5	0.50	mg/Kg wet	88.2		111	83.7-116.2	2.23		30	
Cadmium	84.8	0.50	mg/Kg wet	80.2		106	80.7-119.1	1.82		30	
Chromium	123	1.0	mg/Kg wet	117		105	80.6-119.9	0.595		30	
Copper	123	1.0	mg/Kg wet	117		105	83.8-116.2	1.73		30	
Lead	78.1	1.5	mg/Kg wet	76.2		102	70.7-129	0.733		30	
Nickel	73.6	1.0	mg/Kg wet	71.2		103	81.2-118.3	0.561		30	
Selenium	135	10	mg/Kg wet	127		106	79.2-120.3	1.73		30	
Silver	42.7	1.0	mg/Kg wet	41.0		104	66.3-133.7	1.37		30	
Thallium	272	5.0	mg/Kg wet	266		102	77.8-121.6	0.467		30	
Vanadium	92.4	2.0	mg/Kg wet	86.1		107	76.8-123.6	1.87		30	
Zinc	289	2.0	mg/Kg wet	280		103	81.9-117.7	1.12		30	
Duplicate (B043367-DUP1)	**Source: 11L0797-03**			Prepared: 12/23/11 Analyzed: 12/27/11							
Antimony	ND	3.3	mg/Kg dry		6.15			NC		35	
Arsenic	4.77	3.3	mg/Kg dry		7.53			**44.9**	*	35	R-04
Barium	80.3	3.3	mg/Kg dry		68.9			15.3		35	
Beryllium	ND	0.33	mg/Kg dry		ND			NC		35	
Cadmium	0.510	0.33	mg/Kg dry		0.479			6.14		35	
Chromium	17.0	0.66	mg/Kg dry		17.4			2.46		35	
Copper	495	0.66	mg/Kg dry		301			**48.9**	*	35	R-02
Lead	227	0.99	mg/Kg dry		165			31.6		35	
Nickel	27.5	0.66	mg/Kg dry		29.8			7.98		35	
Selenium	ND	6.6	mg/Kg dry		ND			NC		35	
Silver	ND	0.66	mg/Kg dry		ND			NC		35	
Thallium	ND	3.3	mg/Kg dry		ND			NC		35	
Vanadium	32.7	1.3	mg/Kg dry		33.0			0.737		35	
Zinc	315	1.3	mg/Kg dry		260			19.4		35	

con-test® ANALYTICAL LABORATORY

39 Spruce Street * East Longmeadow, MA 01028 * FAX 413/525-6405 * TEL. 413/525-2332

QUALITY CONTROL

Metals Analyses (Total) - Quality Control

Analyte	Result	Reporting Limit	Units	Spike Level	Source Result	%REC		%REC Limits	RPD	RPD Limit	Notes
Batch B043367 - SW-846 3050B											
Duplicate (B043367-DUP2)		**Source: 11L0797-03**		Prepared: 12/23/11	Analyzed: 12/27/11						**M-07**
Copper	299	3.3	mg/Kg dry		301				0.485	10	
Lead	175	5.0	mg/Kg dry		165				5.54	10	
Zinc	278	6.6	mg/Kg dry		260				6.81	10	
Matrix Spike (B043367-MS1)		**Source: 11L0797-03**		Prepared: 12/23/11	Analyzed: 12/27/11						
Antimony	17.2	3.3	mg/Kg dry	33.1	6.15	**33.3**	*	75-125			MS-07A
Arsenic	40.5	3.3	mg/Kg dry	33.1	7.53	99.9		75-125			
Barium	102	3.3	mg/Kg dry	33.1	68.9	100		75-125			
Beryllium	35.2	0.33	mg/Kg dry	33.1	0.0868	106		75-125			
Cadmium	34.5	0.33	mg/Kg dry	33.1	0.479	103		75-125			
Chromium	49.3	0.66	mg/Kg dry	33.1	17.4	96.6		75-125			
Copper	339	0.66	mg/Kg dry	33.1	301	116		75-125			
Lead	200	0.99	mg/Kg dry	33.1	165	104		75-125			
Nickel	55.4	0.66	mg/Kg dry	33.1	29.8	77.5		75-125			
Selenium	25.9	6.6	mg/Kg dry	33.1	ND	78.2		75-125			
Silver	33.6	0.66	mg/Kg dry	33.1	0.571	99.9		75-125			
Thallium	27.7	3.3	mg/Kg dry	33.1	ND	83.9		75-125			
Vanadium	68.2	1.3	mg/Kg dry	33.1	33.0	107		75-125			
Zinc	304	1.3	mg/Kg dry	33.1	260	**133**	*	75-125			MS-19
Matrix Spike Dup (B043367-MSD1)		**Source: 11L0797-03**		Prepared: 12/23/11	Analyzed: 12/27/11						
Antimony	16.5	3.4	mg/Kg dry	33.5	6.15	**30.8**	*	75-125	4.01	35	MS-07A
Arsenic	40.7	3.4	mg/Kg dry	33.5	7.53	99.0		75-125	0.478	35	
Barium	94.7	3.4	mg/Kg dry	33.5	68.9	77.0		75-125	7.37	35	
Beryllium	35.1	0.34	mg/Kg dry	33.5	0.0868	104		75-125	0.240	35	
Cadmium	33.6	0.34	mg/Kg dry	33.5	0.479	98.9		75-125	2.50	35	
Chromium	47.2	0.67	mg/Kg dry	33.5	17.4	88.7		75-125	4.51	35	
Copper	268	0.67	mg/Kg dry	33.5	301	**-98.1**	*	75-125	23.5	35	MS-19
Lead	143	1.0	mg/Kg dry	33.5	165	**-66.0**	*	75-125	33.0	35	MS-22
Nickel	51.7	0.67	mg/Kg dry	33.5	29.8	**65.3**	*	75-125	6.97	35	MS-22
Selenium	25.9	6.7	mg/Kg dry	33.5	ND	77.2		75-125	0.118	35	
Silver	32.7	0.67	mg/Kg dry	33.5	0.571	95.7		75-125	2.80	35	
Thallium	27.6	3.4	mg/Kg dry	33.5	ND	82.3		75-125	0.507	35	
Vanadium	66.8	1.3	mg/Kg dry	33.5	33.0	101		75-125	2.03	35	
Zinc	255	1.3	mg/Kg dry	33.5	260	**-12.8**	*	75-125	17.3	35	MS-19

39 Spruce Street * East Longmeadow, MA 01028 * FAX 413/525-6405 * TEL. 413/525-2332

QUALITY CONTROL

Conventional Chemistry Parameters by EPA/APHA/SW-846 Methods (Total) - Quality Control

Analyte	Result	Reporting Limit	Units	Spike Level	Source Result	%REC	%REC Limits	RPD	RPD Limit	Notes
Batch B043533 - % Solids										
Duplicate (B043533-DUP3)		**Source: 11L0797-12**		Prepared: 12/27/11	Analyzed: 12/28/11					
% Solids	72.0		% Wt		76.4			5.93	20	
Duplicate (B043533-DUP4)		**Source: 11L0797-02**		Prepared: 12/27/11	Analyzed: 12/28/11					
% Solids	87.0		% Wt		85.3			1.97	20	

39 Spruce Street * East Longmeadow, MA 01028 * FAX 413/525-6405 * TEL. 413/525-2332

FLAG/QUALIFIER SUMMARY

*	QC result is outside of established limits.
†	Wide recovery limits established for difficult compound.
‡	Wide RPD limits established for difficult compound.
#	Data exceeded client recommended or regulatory level
	Percent recoveries and relative percent differences (RPDs) are determined by the software using values in the calculation which have not been rounded.
E	Reported result is estimated. Value reported over verified calibration range.
M-07	Result is serial dilution as per MA CAM/ CT RCP regulation.
MS-07A	Matrix spike and spike duplicate recovery is outside of control limits. Analysis is in control based on laboratory fortified blank recovery. Possiblity of matrix effects that lead to low bias or non-homogeneous sample aliquot cannot be eliminated.
MS-12	Matrix spike recovery and matrix spike duplicate recovery outside of control limits. Possibility of sample matrix effects that lead to a high bias for reported result or non-homogeneous sample aliquots cannot be eliminated.
MS-15	Matrix spike and matrix spike duplicate recoveries are outside of control limits. Data validation is not affected since results for this compound in this sample are "not detected", and recovery bias is on the high side.
MS-19	Sample to spike ratio is greater than or equal to 4:1. Spiked amount is not representative of the native amount in the sample. Appropriate or meaningful recoveries cannot be calculated.
MS-22	Either matrix spike or MS duplicate is outside of control limits, but the other is within limits. RPD between the two MS/MSD results is within method specified criteria.
MS-23	Either matrix spike or MS duplicate is outside of control limits, but the other is within limits. RPD between the two MS/MSD results is outside of the method specified criteria. Reduced precision anticipated for any reported result for this compound.
MS-24	Either matrix spike or matrix spike duplicate is outside of control limits, but the other is within limits. Analysis is in control based on laboratory fortified blank recovery.
R-02	Duplicate RPD is outside of control limits. Outlier can be attributed to sample non-homogeneity encountered during sample prep.
R-04	Duplicate relative percent difference (RPD) is a less useful indicator of sample precision for sample results that are <5 times the reporting limit (RL).
R-08	In method 8260, the matrix spike duplicate RPDs were outside of control limits for almost all compounds. For preserved soil samples, matrix spike duplicate RPDs are calculated from the soil amounts which were significantly different for the aliquots.
S-03	Surrogate recovery outside of control limits due to suspected sample matrix interference.
V-06	Continuing calibration did not meet method specifications and was biased on the high side for this compound. Increased uncertainty is associated with the reported value which is likely to be biased on the high side.
V-16	Response factor is less than method specified minimum acceptable value. Reduced precision and accuracy are associated with reported result.
V-17	Internal standard area <50% of associated calibration standard internal standard area.
V-20	Continuing calibration did not meet method specifications and was biased on the high side. Data validation is not affected since sample result was "not detected" for this compound.

con-test® ANALYTICAL LABORATORY

39 Spruce Street * East Longmeadow, MA 01028 * FAX 413/525-6405 * TEL. 413/525-2332

CERTIFICATIONS

Certified Analyses included in this Report

Analyte	Certifications
CTDEP ETPH in Soil	
CT ETPH	CT
SW-846 6010C in Soil	
Antimony	CT,NH,NY,NC,ME
Arsenic	CT,NH,NY,ME,NC
Barium	CT,NH,NY,ME,NC
Beryllium	CT,NH,NY,ME,NC
Cadmium	CT,NH,NY,ME,NC
Chromium	CT,NH,NY,ME,NC
Copper	CT,NH,NY,ME,NC
Lead	CT,NH,NY,AIHA,ME,NC
Nickel	CT,NH,NY,ME,NC
Selenium	CT,NH,NY,ME,NC
Silver	CT,NH,NY,ME,NC
Thallium	CT,NH,NY,ME,NC
Vanadium	CT,NH,NY,ME,NC
Zinc	CT,NH,NY,ME,NC
SW-846 7471B in Soil	
Mercury	CT,NH,NY,NC,ME
SW-846 8082A in Soil	
Aroclor-1016	CT,NH,NY,NC,ME
Aroclor-1016 [2C]	CT,NH,NY,NC,ME
Aroclor-1221	CT,NH,NY,NC,ME
Aroclor-1221 [2C]	CT,NH,NY,NC,ME
Aroclor-1232	CT,NH,NY,NC,ME
Aroclor-1232 [2C]	CT,NH,NY,NC,ME
Aroclor-1242	CT,NH,NY,NC,ME
Aroclor-1242 [2C]	CT,NH,NY,NC,ME
Aroclor-1248	CT,NH,NY,NC,ME
Aroclor-1248 [2C]	CT,NH,NY,NC,ME
Aroclor-1254	CT,NH,NY,NC,ME
Aroclor-1254 [2C]	CT,NH,NY,NC,ME
Aroclor-1260	CT,NH,NY,NC,ME
Aroclor-1260 [2C]	CT,NH,NY,NC,ME
Aroclor-1262	NC
Aroclor-1262 [2C]	NC
Aroclor-1268	NC
Aroclor-1268 [2C]	NC
SW-846 8260C in Soil	
Acetone	CT,NH,NY,ME
Acrylonitrile	CT,NH,NY,ME
Benzene	CT,NH,NY,ME
Bromobenzene	NH,NY,ME
Bromodichloromethane	CT,NH,NY,ME
Bromoform	CT,NH,NY,ME
Bromomethane	CT,NH,NY,ME

con-test® ANALYTICAL LABORATORY

39 Spruce Street * East Longmeadow, MA 01028 * FAX 413/525-6405 * TEL. 413/525-2332

CERTIFICATIONS

Certified Analyses included in this Report

Analyte	Certifications
SW-846 8260C in Soil	
2-Butanone (MEK)	CT,NH,NY,ME
n-Butylbenzene	CT,NH,NY,ME
sec-Butylbenzene	CT,NH,NY,ME
tert-Butylbenzene	CT,NH,NY,ME
Carbon Disulfide	CT,NH,NY,ME
Carbon Tetrachloride	CT,NH,NY,ME
Chlorobenzene	CT,NH,NY,ME
Chlorodibromomethane	CT,NH,NY,ME
Chloroethane	CT,NH,NY,ME
Chloroform	CT,NH,NY,ME
Chloromethane	CT,NH,NY,ME
2-Chlorotoluene	CT,NH,NY,ME
4-Chlorotoluene	CT,NH,NY,ME
Dibromomethane	NH,NY,ME
1,2-Dichlorobenzene	CT,NH,NY,ME
1,3-Dichlorobenzene	CT,NH,NY,ME
1,4-Dichlorobenzene	CT,NH,NY,ME
Dichlorodifluoromethane (Freon 12)	NY,ME
1,1-Dichloroethane	CT,NH,NY,ME
1,2-Dichloroethane	CT,NH,NY,ME
1,1-Dichloroethylene	CT,NH,NY,ME
cis-1,2-Dichloroethylene	CT,NH,NY,ME
trans-1,2-Dichloroethylene	CT,NH,NY,ME
1,2-Dichloropropane	CT,NH,NY,ME
1,3-Dichloropropane	NH,NY,ME
2,2-Dichloropropane	NH,NY,ME
1,1-Dichloropropene	NH,NY,ME
cis-1,3-Dichloropropene	CT,NH,NY,ME
trans-1,3-Dichloropropene	CT,NH,NY,ME
Ethylbenzene	CT,NH,NY,ME
Hexachlorobutadiene	NH,NY,ME
2-Hexanone (MBK)	CT,NH,NY,ME
Isopropylbenzene (Cumene)	CT,NH,NY,ME
Methylene Chloride	CT,NH,NY,ME
4-Methyl-2-pentanone (MIBK)	CT,NH,NY
Naphthalene	NH,NY,ME
Styrene	CT,NH,NY,ME
1,1,1,2-Tetrachloroethane	CT,NH,NY,ME
1,1,2,2-Tetrachloroethane	CT,NH,NY,ME
Tetrachloroethylene	CT,NH,NY,ME
Toluene	CT,NH,NY,ME
1,2,4-Trichlorobenzene	NH,NY,ME
1,1,1-Trichloroethane	CT,NH,NY,ME
1,1,2-Trichloroethane	CT,NH,NY,ME
Trichloroethylene	CT,NH,NY,ME
Trichlorofluoromethane (Freon 11)	CT,NH,NY,ME
1,2,3-Trichloropropane	NH,NY,ME

39 Spruce Street * East Longmeadow, MA 01028 * FAX 413/525-6405 * TEL. 413/525-2332

CERTIFICATIONS

Certified Analyses included in this Report

Analyte	Certifications
SW-846 8260C in Soil	
1,2,4-Trimethylbenzene	CT,NH,NY,ME
1,3,5-Trimethylbenzene	CT,NH,NY,ME
Vinyl Chloride	CT,NH,NY,ME
m+p Xylene	CT,NH,NY,ME
o-Xylene	CT,NH,NY,ME
SW-846 8270D in Soil	
Acenaphthene	CT,NY,NH,ME,NC
Acenaphthylene	CT,NY,NH,ME,NC
Anthracene	CT,NY,NH,ME,NC
Benzo(a)anthracene	CT,NY,NH,ME,NC
Benzo(a)pyrene	CT,NY,NH,ME,NC
Benzo(b)fluoranthene	CT,NY,NH,ME,NC
Benzo(g,h,i)perylene	CT,NY,NH,ME,NC
Benzo(k)fluoranthene	CT,NY,NH,ME,NC
Chrysene	CT,NY,NH,ME,NC
Dibenz(a,h)anthracene	CT,NY,NH,ME,NC
Fluoranthene	CT,NY,NH,ME,NC
Fluorene	CT,NY,NH,ME,NC
Indeno(1,2,3-cd)pyrene	CT,NY,NH,ME,NC
2-Methylnaphthalene	CT,NY,NH,ME,NC
Naphthalene	CT,NY,NH,ME,NC
Phenanthrene	CT,NY,NH,ME,NC
Pyrene	CT,NY,NH,ME,NC

The CON-TEST Environmental Laboratory operates under the following certifications and accreditations:

Code	Description	Number	Expires
AIHA	AIHA-LAP, LLC	100033	01/1/2012
MA	Massachusetts DEP	M-MA100	06/30/2012
CT	Connecticut Department of Publilc Health	PH-0567	09/30/2013
NY	New York State Department of Health	10899 NELAP	04/1/2012
NH	New Hampshire Environmental Lab	2516 NELAP	02/5/2012
RI	Rhode Island Department of Health	LAO00112	12/30/2011
NC	North Carolina Div. of Water Quality	652	12/31/2012
NJ	New Jersey DEP	MA007 NELAP	06/30/2012
FL	Florida Department of Health	E871027 NELAP	06/30/2012
VT	Vermont Department of Health Lead Laboratory	LL015036	07/30/2012
WA	State of Washington Department of Ecology	C2065	02/23/2012
ME	State of Maine	2011028	06/9/2013

con-test® ANALYTICAL LABORATORY
Phone: 413-525-2332
Fax: 413-525-6405
Email: info@contestlabs.com
www.contestlabs.com

CHAIN OF CUSTODY RECORD

39 Spruce Street
East longmeadow, MA 01028

IIL0797

Company Name: VHB
Address: 54 TUTTLE PLACE
MIDDLETOWN, CT
Attention: PHIL RYDEL
Project Location: 25 SKINNER STREET
Sampled By: PMR

Telephone: 860 632 1500
Project #: 41770
Client PO#: 41770

DATA DELIVERY (check all that apply)
O FAX O EMAIL X WEBSITE
Fax #
Email: PRYDEL@VHB.COM
Format: X PDF X EXCEL O GIS
O OTHER
O "Enhanced Data Package"

Project Proposal Provided? (for billing purposes)
X yes 10/27/11 proposal date

Con-Test Lab ID (laboratory use only)	Client Sample ID / Description	Collection Beginning Date/Time	Collection Ending Date/Time	Composite	Grab	*Matrix Code	Conc Code	VOCs	ETPH	PAH SIM 8270 BN	CT RSR IS MEMS	PCBs							
# of Containers								3											
** Preservation								MB	I	I	I	I							
***Container Code								V	G	G	G	G							
-01	B-100 5'	8:30	12/20/11		X	S	U	X	X	X	X								
-02	B-100 5' DUP	8:45						X	X	X	X								
-03	B-101 5' *	9:30						X	X	X	X								
-04	B-102 5'	10:00						X	X	X	X								
-05	B-121 2.5'	10:40						X	X	X	X								
-06	B-103 3'	11:15						X	X	X	X								
-07	B-104 2.5'	11:45						X	X	X	X								
-08	B-105 2'	12:30						X	X	X	X								
-09	B-106 2.5'	1:00						X	X	X	X								
-10	B-107 2'	1:30						X	X	X	X	X							

ANALYSIS REQUESTED

Comments:
* PLEASE COMPLETE SS-MS + SS-MSD ON B-101 5'

Please use the following codes to let Con-Test know if a specific sample may be high in concentration in Matrix/Conc. Code Box:
H - High; M - Medium; L - Low; C - Clean; U - Unknown

Dissolved Metals
O Field Filtered
O Lab to Filter

***Cont. Code:
A=amber glass
G=glass
P=plastic
ST=sterile
V= vial
S=summa can
T=tedlar bag
O=Other

**Preservation
I = Iced
H = HCL
M = Methanol
N = Nitric Acid
S = Sulfuric Acid
B = Sodium bisulfate
X = Na hydroxide
T = Na thiosulfate
O = Other

*Matrix Code:
GW= groundwater
WW= wastewater
DW= drinking water
A = air
S = soil/solid
SL = sludge
O = other

Relinquished by: (signature)	Date/Time: 12/21/11 11:00
Received by: (signature)	Date/Time: 12/21/11 11:00
Relinquished by: (signature)	Date/Time: 12/21/11 5:35
Received by: (signature) 4.8°C	Date/Time: 12/21/11 17:35

Turnaround ††
X 7-Day
O 10-Day
O Other
RUSH †
O †24-Hr O †48-Hr
O †72-Hr O †4-Day
† Require lab approval

Detection Limit Requirements
Massachusetts:
Connecticut: CT RSR
GA-AREA
Other:

Is your project MCP or RCP ?
O MCP Analytical Certification Form Required
X RCP Analysis Certification Form Required
O MA State DW Form Required PWSID #

ACCREDITED IN ACCORDANCE WITH nelac
AIHA ACCREDITED LABORATORY
NELAC & AIHA Certified
WBE/DBE Certified

†† TURNAROUND TIME (business days) STARTS AT 9:00 A.M. THE DAY AFTER SAMPLE RECEIPT UNLESS THERE ARE QUESTIONS ON YOUR CHAIN. IF THIS FORM IS NOT FILLED OUT COMPLETELY OR IS INCORRECT, TURNAROUND TIME WILL NOT START UNTIL ALL QUESTIONS ARE ANSWERED.

PLEASE BE CAREFUL NOT TO CONTAMINATE THIS DOCUMENT

con-test® ANALYTICAL LABORATORY
Phone: 413-525-2332
Fax: 413-525-6405
Email: info@contestlabs.com
www.contestlabs.com

CHAIN OF CUSTODY RECORD

39 Spruce Street
East longmeadow, MA 01028

1IL0797

Company Name: VHB
Address: 54 TUTTLE PLACE
MIDDLETOWN, CT
Attention: PHIL RIDEL
Project Location: 25 SKINNER STREET
Sampled By: PMR

Telephone: 860 632 1500
Project #: 41770
Client PO#: 41770

DATA DELIVERY (check all that apply)
O FAX O EMAIL X WEBSITE
Fax #
Email: PRIDEL@VHB.COM
Format: X PDF X EXCEL O GIS
O OTHER
O "Enhanced Data Package"

Project Proposal Provided? (for billing purposes)
X yes 10/27/11 proposal date

ANALYSIS REQUESTED

Con-Test Lab ID (laboratory use only)	Client Sample ID / Description	Collection Beginning Date/Time	Collection Ending Date/Time	Composite	Grab	*Matrix Code	Conc Code	VOCs	ETPH	PAH SIM 8270 BM	CT RSR 15 METALS	PCBs								# of Containers	** Preservation	***Container Code
								3	4													
								MB	I	I	I	I										
								V	G	G	G	G										
-11	B-108 4'				X	S	U	X	X	X	X											
-12	B-123 2'				↓	↓	↓	X	X			X										
-13	~~[illegible]~~ PMR				↓	↓	↓															
-14	TRIP BLANK							X														

Comments:

Please use the following codes to let Con-Test know if a specific sample may be high in concentration in Matrix/Conc. Code Box:

H - High; M - Medium; L - Low; C - Clean; U - Unknown

Relinquished by: (signature)	Date/Time: 12/21/11 11:00
Received by: (signature)	Date/Time: 12/21/11 11:00
Relinquished by: (signature)	Date/Time: 12/21/11 5:35
Received by: (signature) 4.8°C	Date/Time: 12/21/11 17:35

Turnaround ††
X 7-Day
☐ 10-Day
☐ Other ____
RUSH †
☐ †24-Hr ☐ †48-Hr
☐ †72-Hr ☐ †4-Day
† Require lab approval

Detection Limit Requirements
Massachusetts:
Connecticut: CT RSR
GA-ARLA
Other:

Is your project MCP or RCP ?
O MCP Analytical Certification Form Required
X RCP Analysis Certification Form Required
O MA State DW Form Required PWSID # ____

NELAC & AIHA Certified
WBE/DBE Certified

Dissolved Metals
O Field Filtered
O Lab to Filter

***Cont. Code:**
A=amber glass
G=glass
P=plastic
ST=sterile
V= vial
S=summa can
T=tedlar bag
O=Other

**Preservation
I = Iced
H = HCL
M = Methanol
N = Nitric Acid
S = Sulfuric Acid
B = Sodium bisulfate
X = Na hydroxide
T = Na thiosulfate
O = Other____

*Matrix Code:
GW= groundwater
WW= wastewater
DW= drinking water
A = air
S = soil/solid
SL = sludge
O = other____

†† TURNAROUND TIME (business days) STARTS AT 9:00 A.M. THE DAY AFTER SAMPLE RECEIPT UNLESS THERE ARE QUESTIONS ON YOUR CHAIN. IF THIS FORM IS NOT FILLED OUT COMPLETELY OR IS INCORRECT, TURNAROUND TIME WILL NOT START UNTIL ALL QUESTIONS ARE ANSWERED.

PLEASE BE CAREFUL NOT TO CONTAMINATE THIS DOCUMENT

39 Spruce St.
East Longmeadow, MA. 01028
P: 413-525-2332
F: 413-525-6405
www.contestlabs.com

con-test® ANALYTICAL LABORATORY



Sample Receipt Checklist

CLIENT NAME: WHB RECEIVED BY: C.C-S. DATE: 12/21/11

1) Was the chain(s) of custody relinquished and signed? Yes No No CoC Included

2) Does the chain agree with the samples? Yes No

If not, explain:

3) Are all the samples in good condition? Yes No

If not, explain:

4) How were the samples received:

On Ice ☑ Direct from Sampling ☐ Ambient ☐ In Cooler(s) ☑

Were the samples received in Temperature Compliance of (2-6°C)? Yes No N/A

Temperature °C by Temp blank _____ Temperature °C by Temp gun 4.8°C

5) Are there Dissolved samples for the lab to filter? Yes No

Who was notified _____ Date _____ Time _____

6) Are there any RUSH or SHORT HOLDING TIME samples? Yes No

Who was notified _____ Date _____ Time _____

7) Location where samples are stored: 19

Permission to subcontract samples? Yes No
(Walk-in clients only) if not already approved
Client Signature: _____

Containers received at Con-Test

	# of containers		# of containers
1 Liter Amber		8 oz amber/clear jar	22
500 mL Amber		4 oz amber/clear jar	
250 mL Amber (8oz amber)		2 oz amber/clear jar	
1 Liter Plastic		Air Cassette	
500 mL Plastic		Hg/Hopcalite Tube	
250 mL plastic		Plastic Bag / Ziploc	
40 mL Vial - type listed below	45	PM 2.5 / PM 10	
Colisure / bacteria bottle		PUF Cartridge	
Dissolved Oxygen bottle		SOC Kit	
Encore		TO-17 Tubes	
Flashpoint bottle		Non-ConTest Container	
Perchlorate Kit		Other glass jar	
Other		Other	

Laboratory Comments:

40 mL vials: # HCl _____ # Methanol ~~14~~ C.C-S 15

Bisulfate C.C-S ~~31~~ 30 # DI Water _____

Thiosulfate _____ Unpreserved _____

Time and Date Frozen:

Do all samples have the proper Acid pH: Yes No N/A _____

Do all samples have the proper Base pH: Yes No N/A _____

Doc# 277

Rev. 1 May 2

CT ETPH DISCRIMINATION CHECK

Date Acquired	12/27/11
Data File Name	A1227031.D
Sample Name	ETPH 1500
Instrument Name	5890DFID

Compound	Ret Time	Target Response	Average Response	*%D +/- 20
c - 9	1.28	303087	317450	-5
c - 10	1.63	308394	317450	-3
c - 12	2.36	315375	317450	-1
c - 14	3.02	322581	317450	2
c - 16	3.62	327990	317450	3
c - 18	4.24	331990	317450	5
o-Terphenyl	4.53	380395	317450	
c - 20	4.84	328027	317450	3
c - 22	5.34	318595	317450	0
c - 24	5.78	325609	317450	3
c - 26	6.17	324209	317450	2
c - 28	6.54	321065	317450	1
c - 30	6.87	317453	317450	0
c - 32	7.18	312106	317450	-2
c - 34	7.48	305413	317450	-4
c - 36	7.80	299865	317450	-6

* One compound allowed %D <= 50%

Samples

11L0797-01@5X
11L0797-02@5X
11L0797-03
11L0797-04@5X
11L0797-05
11L0797-06
11L0797-07@10X
11L0797-08@5X
11L0797-10@5X
B043355-MS1
B043355-MSD1

CT ETPH DISCRIMINATION CHECK

Date Acquired	12/28/11
Data File Name	A1228006.D
Sample Name	ETPH 1500
Instrument Name	5890DFID

Compound	Ret Time	Target Response	Average Response	*%D +/- 20
c - 9	1.26	374655	391176	-4
c - 10	1.62	383380	391176	-2
c - 12	2.35	394728	391176	1
c - 14	3.03	403513	391176	3
c - 16	3.63	409165	391176	5
c - 18	4.26	411593	391176	5
o-Terphenyl	4.55	472236	391176	
c - 20	4.86	405266	391176	4
c - 22	5.37	392017	391176	0
c - 24	5.81	400101	391176	2
c - 26	6.20	395336	391176	1
c - 28	6.56	390452	391176	0
c - 30	6.90	386425	391176	-1
c - 32	7.21	380501	391176	-3
c - 34	7.51	373090	391176	-5
c - 36	7.85	367414	391176	-6

* One compound allowed %D </= 50%

Samples

11L0797-09@25X

CT ETPH DISCRIMINATION CHECK

Date Acquired	12/28/11
Data File Name	A1228007.D
Sample Name	ETPH 1500
Instrument Name	5890DFID

Compound	Ret Time	Target Response	Average Response	*%D +/- 20
c - 9	1.28	325473	342222	-5
c - 10	1.63	331552	342222	-3
c - 12	2.36	340567	342222	0
c - 14	3.02	349084	342222	2
c - 16	3.62	354884	342222	4
c - 18	4.23	358449	342222	5
o-Terphenyl	4.53	410265	342222	
c - 20	4.84	353662	342222	3
c - 22	5.34	343574	342222	0
c - 24	5.78	351672	342222	3
c - 26	6.17	349084	342222	2
c - 28	6.53	345494	342222	1
c - 30	6.87	341741	342222	0
c - 32	7.18	336215	342222	-2
c - 34	7.47	328846	342222	-4
c - 36	7.80	323032	342222	-6

* One compound allowed %D <= 50%

Samples

11L0797-12@25X

REASONABLE CONFIDENCE PROTOCOL
LABORATORY ANALYSIS QA/QC CERTIFICATION FORM

Laboratory Name: Con-Test Analytical Laboratory

Client: Vanasse Hangen Brustlin, Inc. - CT

Project Location: 25 SKinner Street

Project Number: 11L0797

Laboratory Sample ID(s):

11L0797-01 thru 11L0797-13

Sample Date(s):

12/21/2011

List RCP Methods Used:

CTDEP ETPH, SW-846 6010C, SW-846 7471B, SW-846 8082A, SW-846 8260C, SW-846 8270D

1	For each analytical method referenced in this laboratory report package, were all specified QA/QC performance criteria followed, including the requirement to explain any criteria falling outside of acceptable guidelines, as specified in the CTDEP method-specific Reasonable Confidence Protocol documents?	☑ Yes ☐ No
1A	Were the method specified preservation and holding time requirements met?	☑ Yes ☐ No
1B	VPH and EPH Methods only: Was the VPH and EPH method conducted without significant modifications (see Section 11.3 of respective RCP methods)?	☐ Yes ☐ No ☑ N/A
2	Were all samples received by the laboratory in a condition consistent with that described on the associated chain-of-custody document(s)?	☑ Yes ☐ No
3	Were samples received at an appropriate temperature (< 6 degrees C.)?	☑ Yes ☐ No ☐ N/A
4	Were all QA/QC performance criteria specified in the CTDEP Reasonable Confidence Protocol documents achieved?	☐ Yes ☑ No
5A	Were reporting limits specified or referenced on the chain-of-custody?	☑ Yes ☐ No
5B	Were these reporting limits met?	☑ Yes ☐ No
6	For each analytical method referenced in this laboratory report package, were results reported for all constituents identified in the method-specific analyte lists presented in the Reasonable Confidence Protocol documents?	☐ Yes ☑ No
7	Are project-specific matrix spikes and laboratory duplicates included in this data set?	☑ Yes ☐ No

Notes: For all questions to which the response was "No" (with the exception of question #7), additional information must be provided in an attached narrative. If the answer to question #1, #1A, or #1B is "No", the data package does not meet the requirements for "Reasonable Confidence."
This form may not be altered and all questions must be answered.

I, the undersigned, attest under the pains and penalties of perjury that, to the best of my knowledge and belief and based upon my personal inquiry of those responsible for providing the information contained in this analytical report, such information is accurate and complete.

Authorized Signature: **Position:** **Laboratory Manager**

Printed Name: **Daren J. Damboragian** **Date:** **12/29/11**

Name of Laboratory: **Con-Test Analytical Laboratory**

This certification form is to be used for RCP methods only.

con-test® ANALYTICAL LABORATORY
39 Spruce Street * East Longmeadow, MA 01028 * FAX 413/525-6405 * TEL. 413/525-2332

July 17, 2013

Peter Chiarizio
Vanasse Hangen Brustlin, Inc. - CT
54 Tuttle Place
Middletown, CT 06457

Project Location: 25 Skinner St, Easthapton, CT 06424
Client Job Number:
Project Number: 41770.01
Laboratory Work Order Number: 13G0389

Enclosed are results of analyses for samples received by the laboratory on July 10, 2013. If you have any questions concerning this report, please feel free to contact me.

Sincerely,

Lisa A. Worthington
Project Manager

39 Spruce Street * East Longmeadow, MA 01028 * FAX 413/525-6405 * TEL. 413/525-2332

Vanasse Hangen Brustlin, Inc. - CT
54 Tuttle Place
Middletown, CT 06457
ATTN: Peter Chiarizio

REPORT DATE: 7/17/2013

PURCHASE ORDER NUMBER: 41770

PROJECT NUMBER: 41770.01

ANALYTICAL SUMMARY

WORK ORDER NUMBER: 13G0389

The results of analyses performed on the following samples submitted to the CON-TEST Analytical Laboratory are found in this report.

PROJECT LOCATION: 25 Skinner St, Easthapton, CT 06424

FIELD SAMPLE #	LAB ID:	MATRIX	SAMPLE DESCRIPTION	TEST	SUB LAB
B-209, 2ft	13G0389-01	Soil		CTDEP ETPH	
				SM 2540G	
				SW-846 1312	
				SW-846 6010C	
				SW-846 6020A	
				SW-846 7470A	
				SW-846 7471B	
				SW-846 8270D	
B-209, 4ft	13G0389-02	Soil		CTDEP ETPH	
				SM 2540G	
				SW-846 1312	
				SW-846 6010C	
				SW-846 6020A	
				SW-846 7470A	
				SW-846 7471B	
				SW-846 8270D	
B-209, 6ft	13G0389-03	Soil		CTDEP ETPH	
				SM 2540G	
				SW-846 1312	
				SW-846 6010C	
				SW-846 6020A	
				SW-846 7470A	
				SW-846 7471B	
				SW-846 8270D	
B-210, 2ft	13G0389-04	Soil		CTDEP ETPH	
				SM 2540G	
				SW-846 1312	
				SW-846 6010C	
				SW-846 6020A	
				SW-846 7470A	
				SW-846 7471B	
				SW-846 8270D	
B-210, 4ft	13G0389-05	Soil		CTDEP ETPH	
				SM 2540G	
				SW-846 1312	
				SW-846 6010C	
				SW-846 6020A	
				SW-846 7470A	
				SW-846 7471B	
				SW-846 8270D	

39 Spruce Street * East Longmeadow, MA 01028 * FAX 413/525-6405 * TEL. 413/525-2332

Vanasse Hangen Brustlin, Inc. - CT
54 Tuttle Place
Middletown, CT 06457
ATTN: Peter Chiarizio

REPORT DATE: 7/17/2013

PURCHASE ORDER NUMBER: 41770

PROJECT NUMBER: 41770.01

ANALYTICAL SUMMARY

WORK ORDER NUMBER: 13G0389

The results of analyses performed on the following samples submitted to the CON-TEST Analytical Laboratory are found in this report.

PROJECT LOCATION: 25 Skinner St, Easthapton, CT 06424

FIELD SAMPLE #	LAB ID:	MATRIX	SAMPLE DESCRIPTION	TEST	SUB LAB
B-210, 6ft	13G0389-06	Soil		CTDEP ETPH	
				SM 2540G	
				SW-846 1312	
				SW-846 6010C	
				SW-846 6020A	
				SW-846 7470A	
				SW-846 7471B	
				SW-846 8270D	
B-208, 2ft	13G0389-07	Soil		CTDEP ETPH	
				SM 2540G	
				SW-846 1312	
				SW-846 6010C	
				SW-846 6020A	
				SW-846 7470A	
				SW-846 7471B	
				SW-846 8270D	
B-208, 4ft	13G0389-08	Soil		CTDEP ETPH	
				SM 2540G	
				SW-846 1312	
				SW-846 6010C	
				SW-846 6020A	
				SW-846 7470A	
				SW-846 7471B	
				SW-846 8270D	
B-208, 6ft	13G0389-09	Soil		CTDEP ETPH	
				SM 2540G	
				SW-846 1312	
				SW-846 6010C	
				SW-846 6020A	
				SW-846 7470A	
				SW-846 7471B	
				SW-846 8270D	
B-205, 2ft	13G0389-10	Soil		CTDEP ETPH	
				SM 2540G	
				SW-846 1312	
				SW-846 6010C	
				SW-846 6020A	
				SW-846 7470A	
				SW-846 7471B	
				SW-846 8270D	

con-test® ANALYTICAL LABORATORY

39 Spruce Street * East Longmeadow, MA 01028 * FAX 413/525-6405 * TEL. 413/525-2332

Vanasse Hangen Brustlin, Inc. - CT
54 Tuttle Place
Middletown, CT 06457
ATTN: Peter Chiarizio

REPORT DATE: 7/17/2013

PURCHASE ORDER NUMBER: 41770

PROJECT NUMBER: 41770.01

ANALYTICAL SUMMARY

WORK ORDER NUMBER: 13G0389

The results of analyses performed on the following samples submitted to the CON-TEST Analytical Laboratory are found in this report.

PROJECT LOCATION: 25 Skinner St, Easthapton, CT 06424

FIELD SAMPLE #	LAB ID:	MATRIX	SAMPLE DESCRIPTION	TEST	SUB LAB
B-205, 6ft	13G0389-11	Soil		CTDEP ETPH	
				SM 2540G	
				SW-846 1312	
				SW-846 6010C	
				SW-846 6020A	
				SW-846 7470A	
				SW-846 7471B	
				SW-846 8270D	
B-203, 2ft	13G0389-12	Soil		CTDEP ETPH	
				SM 2540G	
				SW-846 1312	
				SW-846 6010C	
				SW-846 6020A	
B-203, 6ft	13G0389-13	Soil		CTDEP ETPH	
				SM 2540G	
				SW-846 1312	
				SW-846 6010C	
				SW-846 6020A	
B-204, 2ft	13G0389-14	Soil		CTDEP ETPH	
				SM 2540G	
				SW-846 1312	
				SW-846 6010C	
				SW-846 6020A	
				SW-846 7470A	
				SW-846 7471B	
				SW-846 8270D	
B-204, 4ft	13G0389-15	Soil		CTDEP ETPH	
				SM 2540G	
				SW-846 1312	
				SW-846 6010C	
				SW-846 6020A	
				SW-846 7470A	
				SW-846 7471B	
				SW-846 8270D	

39 Spruce Street * East Longmeadow, MA 01028 * FAX 413/525-6405 * TEL. 413/525-2332

Vanasse Hangen Brustlin, Inc. - CT
54 Tuttle Place
Middletown, CT 06457
ATTN: Peter Chiarizio

REPORT DATE: 7/17/2013

PURCHASE ORDER NUMBER: 41770

PROJECT NUMBER: 41770.01

ANALYTICAL SUMMARY

WORK ORDER NUMBER: 13G0389

The results of analyses performed on the following samples submitted to the CON-TEST Analytical Laboratory are found in this report.

PROJECT LOCATION: 25 Skinner St, Easthapton, CT 06424

FIELD SAMPLE #	LAB ID:	MATRIX	SAMPLE DESCRIPTION	TEST	SUB LAB
B-204, 6ft	13G0389-16	Soil		CTDEP ETPH	
				SM 2540G	
				SW-846 1312	
				SW-846 6010C	
				SW-846 6020A	
				SW-846 7470A	
				SW-846 7471B	
				SW-846 8270D	
B-202, 2ft	13G0389-17	Soil		CTDEP ETPH	
				SM 2540G	
				SW-846 8270D	
B-202, 5ft	13G0389-18	Soil		CTDEP ETPH	
				SM 2540G	
				SW-846 8270D	
B-202, 7ft	13G0389-19	Soil		CTDEP ETPH	
				SM 2540G	
				SW-846 8270D	
B-201, 2ft	13G0389-20	Soil		CTDEP ETPH	
				SM 2540G	
				SW-846 8270D	
B-201, 5ft	13G0389-21	Soil		CTDEP ETPH	
				SM 2540G	
				SW-846 8270D	
B-201, 7ft	13G0389-22	Soil		CTDEP ETPH	
				SM 2540G	
				SW-846 8270D	
B-200, 2ft	13G0389-23	Soil		CTDEP ETPH	
				SM 2540G	
				SW-846 8270D	
B-200, 5ft	13G0389-24	Soil		CTDEP ETPH	
				SM 2540G	
				SW-846 8270D	
B-200, 7ft	13G0389-25	Soil		CTDEP ETPH	
				SM 2540G	
				SW-846 8270D	

39 Spruce Street * East Longmeadow, MA 01028 * FAX 413/525-6405 * TEL. 413/525-2332

CASE NARRATIVE SUMMARY

All reported results are within defined laboratory quality control objectives unless listed below or otherwise qualified in this report.

For method 6010, only PP13 metals were requested and reported for all samples except 13G0389-12 and 13 which only had As and Ba requested and reported.

For method 6020, only PP13 metals were requested and reported for all samples except 13G0389-12 and 13 which only had As and Ba requested and reported.

39 Spruce Street * East Longmeadow, MA 01028 * FAX 413/525-6405 * TEL. 413/525-2332

CTDEP ETPH

Qualifications:

Matrix spike recovery and matrix spike duplicate recovery outside of control limits. Possibility of sample matrix effects that lead to a high bias for reported result or non-homogeneous sample aliquots cannot be eliminated.

Analyte & Samples(s) Qualified:

CT ETPH

13G0389-16[B-204, 6ft], B076649-MS2, B076649-MSD2

Surrogate recovery is outside of control limits due to suspected matrix interference. Samples of a clay-like matrix historically have exhibited low surrogate recovery.

Analyte & Samples(s) Qualified:

o-Terphenyl

13G0389-21[B-201, 5ft], 13G0389-23[B-200, 2ft]

SW-846 6010C

Qualifications:

Matrix spike and spike duplicate recovery is outside of control limits. Analysis is in control based on laboratory fortified blank recovery. Possiblity of matrix effects that lead to low bias or non-homogeneous sample aliquot cannot be eliminated.

Analyte & Samples(s) Qualified:

Antimony

13G0389-16[B-204, 6ft], B076591-MS2, B076591-MSD2

Either matrix spike or MS duplicate is outside of control limits, but the other is within limits. RPD between the two MS/MSD results is within method specified criteria.

Analyte & Samples(s) Qualified:

Copper

B076591-MS2

Either matrix spike or MS duplicate is outside of control limits, but the other is within limits. RPD between the two MS/MSD results is outside of the method specified criteria. Reduced precision anticipated for any reported result for this compound.

Analyte & Samples(s) Qualified:

Nickel, Zinc

B076591-MSD2, 13G0389-16[B-204, 6ft]

SW-846 6020A

Qualifications:

Either laboratory fortified blank/laboratory control sample or duplicate recovery is outside of control limits, but the other is within limits. RPD between the two LFB/LCS results is within method specified criteria.

Analyte & Samples(s) Qualified:

Silver

B076790-BS1

SW-846 8270D

Qualifications:

Either matrix spike or MS duplicate is outside of control limits, but the other is within limits. RPD between the two MS/MSD results is outside of the method specified criteria. Reduced precision anticipated for any reported result for this compound.

Analyte & Samples(s) Qualified:

Benzo(g,h,i)perylene, Dibenz(a,h)anthracene, Indeno(1,2,3-cd)pyrene

B076520-MS1

39 Spruce Street * East Longmeadow, MA 01028 * FAX 413/525-6405 * TEL. 413/525-2332

Laboratory fortified blank duplicate RPD is outside of control limits. Reduced precision is anticipated for any reported value for this compound.

Analyte & Samples(s) Qualified:

2-Methylnaphthalene, Acenaphthene, Acenaphthylene, Anthracene, Benzo(a)anthracene, Benzo(a)pyrene, Benzo(b)fluoranthene, Benzo(g,h,i)perylene, Benzo(k)fluoranthene, Chrysene, Dibenz(a,h)anthracene, Fluoranthene, Fluorene, Indeno(1,2,3-cd)pyrene, Naphthalene, Phenanthrene

13G0389-16[B-204, 6ft], 13G0389-17[B-202, 2ft], 13G0389-18[B-202, 5ft], 13G0389-19[B-202, 7ft], 13G0389-20[B-201, 2ft], 13G0389-21[B-201, 5ft], 13G0389-22[B-201, 7ft], 13G0389-23[B-200, 2ft], 13G0389-24[B-200, 5ft], 13G0389-25[B-200, 7ft], B076632-BLK1, B076632-BS1, B076632-BSD1, 13G0389-01[B-209, 2ft], 13G0389-02[B-209, 4ft], 13G0389-03[B-209, 6ft], 13G0389-04[B-210, 2ft], 13G0389-05[B-210, 4ft], 13G0389-06[B-210, 6ft], 13G0389-07[B-208, 2ft], 13G0389-08[B-208, 4ft], 13G0389-09[B-208, 6ft], 13G0389-10[B-205, 2ft], 13G0389-11[B-205, 6ft], 13G0389-14[B-204, 2ft], 13G0389-15[B-204, 4ft], B076520-BLK1, B076520-BS1, B076520-BSD1

Matrix spike duplicate RPD is outside of control limits. Reduced precision is anticipated for reported result for this compound in this sample.

Analyte & Samples(s) Qualified:

Benzo(g,h,i)perylene, Dibenz(a,h)anthracene, Indeno(1,2,3-cd)pyrene

13G0389-01[B-209, 2ft], B076520-MSD1

Continuing calibration did not meet method specifications and was biased on the low side for this compound. Increased uncertainty is associated with the reported value which is likely to be biased on the low side.

Analyte & Samples(s) Qualified:

Benzo(b)fluoranthene, Benzo(g,h,i)perylene

13G0389-06[B-210, 6ft], 13G0389-08[B-208, 4ft], 13G0389-09[B-208, 6ft], 13G0389-11[B-205, 6ft], 13G0389-14[B-204, 2ft], 13G0389-15[B-204, 4ft], 13G0389-02[B-209, 4ft], 13G0389-04[B-210, 2ft], 13G0389-07[B-208, 2ft], 13G0389-10[B-205, 2ft], 13G0389-16[B-204, 6ft], 13G0389-17[B-202, 2ft], 13G0389-18[B-202, 5ft], 13G0389-20[B-201, 2ft], B076632-BLK1, B076632-BS1

The results of analyses reported only relate to samples submitted to the Con-Test Analytical Laboratory for testing.
I certify that the analyses listed above, unless specifically listed as subcontracted, if any, were performed under my direction according to the approved methodologies listed in this document, and that based upon my inquiry of those individuals immediately responsible for obtaining the information, the material contained in this report is, to the best of my knowledge and belief, accurate and complete.

Daren J. Damboragian
Laboratory Manager

con-test® ANALYTICAL LABORATORY

39 Spruce Street * East Longmeadow, MA 01028 * FAX 413/525-6405 * TEL. 413/525-2332

Project Location: 25 Skinner St, Easthapton, CT 06 Sample Description: Work Order: 13G0389

Date Received: 7/10/2013

Field Sample #: B-209, 2ft Sampled: 7/9/2013 07:40

Sample ID: 13G0389-01

Sample Matrix: Soil

Semivolatile Organic Compounds by GC/MS

Analyte	Results	RL	Units	Dilution	Flag	Method	Date Prepared	Date/Time Analyzed	Analyst
Acenaphthene	ND	0.18	mg/Kg dry	1		SW-846 8270D	7/11/13	7/12/13 3:50	CDT
Acenaphthylene	ND	0.18	mg/Kg dry	1		SW-846 8270D	7/11/13	7/12/13 3:50	CDT
Anthracene	ND	0.18	mg/Kg dry	1		SW-846 8270D	7/11/13	7/12/13 3:50	CDT
Benzo(a)anthracene	ND	0.18	mg/Kg dry	1		SW-846 8270D	7/11/13	7/12/13 3:50	CDT
Benzo(a)pyrene	ND	0.18	mg/Kg dry	1		SW-846 8270D	7/11/13	7/12/13 3:50	CDT
Benzo(b)fluoranthene	ND	0.18	mg/Kg dry	1		SW-846 8270D	7/11/13	7/12/13 3:50	CDT
Benzo(g,h,i)perylene	ND	0.18	mg/Kg dry	1	R-05, R-06	SW-846 8270D	7/11/13	7/12/13 3:50	CDT
Benzo(k)fluoranthene	ND	0.18	mg/Kg dry	1		SW-846 8270D	7/11/13	7/12/13 3:50	CDT
Chrysene	ND	0.18	mg/Kg dry	1		SW-846 8270D	7/11/13	7/12/13 3:50	CDT
Dibenz(a,h)anthracene	ND	0.18	mg/Kg dry	1	R-06	SW-846 8270D	7/11/13	7/12/13 3:50	CDT
Fluoranthene	ND	0.18	mg/Kg dry	1		SW-846 8270D	7/11/13	7/12/13 3:50	CDT
Fluorene	ND	0.18	mg/Kg dry	1		SW-846 8270D	7/11/13	7/12/13 3:50	CDT
Indeno(1,2,3-cd)pyrene	ND	0.18	mg/Kg dry	1	R-06	SW-846 8270D	7/11/13	7/12/13 3:50	CDT
2-Methylnaphthalene	ND	0.18	mg/Kg dry	1		SW-846 8270D	7/11/13	7/12/13 3:50	CDT
Naphthalene	ND	0.18	mg/Kg dry	1		SW-846 8270D	7/11/13	7/12/13 3:50	CDT
Phenanthrene	ND	0.18	mg/Kg dry	1		SW-846 8270D	7/11/13	7/12/13 3:50	CDT
Pyrene	ND	0.18	mg/Kg dry	1		SW-846 8270D	7/11/13	7/12/13 3:50	CDT

Surrogates	% Recovery	Recovery Limits	Flag	
Nitrobenzene-d5	61.3	30-130		7/12/13 3:50
2-Fluorobiphenyl	58.0	30-130		7/12/13 3:50
p-Terphenyl-d14	78.8	30-130		7/12/13 3:50

con-test® ANALYTICAL LABORATORY

39 Spruce Street * East Longmeadow, MA 01028 * FAX 413/525-6405 * TEL. 413/525-2332

Project Location: 25 Skinner St, Easthapton, CT 06 Sample Description: Work Order: 13G0389

Date Received: 7/10/2013

Field Sample #: B-209, 2ft Sampled: 7/9/2013 07:40

Sample ID: 13G0389-01

Sample Matrix: Soil

Petroleum Hydrocarbons Analyses

Analyte	Results	RL	Units	Dilution	Flag	Method	Date Prepared	Date/Time Analyzed	Analyst
CT ETPH	ND	10	mg/Kg dry	1		CTDEP ETPH	7/12/13	7/15/13 17:08	SCS

Surrogates	% Recovery	Recovery Limits	Flag	
o-Terphenyl	67.2	50-150		7/15/13 17:08

39 Spruce Street * East Longmeadow, MA 01028 * FAX 413/525-6405 * TEL. 413/525-2332

Project Location: 25 Skinner St, Easthapton, CT 06 Sample Description: Work Order: 13G0389

Date Received: 7/10/2013

Field Sample #: B-209, 2ft Sampled: 7/9/2013 07:40

Sample ID: 13G0389-01

Sample Matrix: Soil

Metals Analyses (Total)

Analyte	Results	RL	Units	Dilution	Flag	Method	Date Prepared	Date/Time Analyzed	Analyst
Antimony	ND	2.5	mg/Kg dry	1		SW-846 6010C	7/11/13	7/12/13 10:12	OP
Arsenic	2.7	2.5	mg/Kg dry	1		SW-846 6010C	7/11/13	7/12/13 10:12	OP
Beryllium	ND	0.25	mg/Kg dry	1		SW-846 6010C	7/11/13	7/12/13 10:12	OP
Cadmium	0.27	0.25	mg/Kg dry	1		SW-846 6010C	7/11/13	7/12/13 10:12	OP
Chromium	7.1	0.50	mg/Kg dry	1		SW-846 6010C	7/11/13	7/12/13 10:12	OP
Copper	8.4	0.50	mg/Kg dry	1		SW-846 6010C	7/11/13	7/12/13 10:12	OP
Lead	1.3	0.76	mg/Kg dry	1		SW-846 6010C	7/11/13	7/12/13 10:12	OP
Mercury	ND	0.026	mg/Kg dry	1		SW-846 7471B	7/11/13	7/12/13 14:10	SAJ
Nickel	4.0	0.50	mg/Kg dry	1		SW-846 6010C	7/11/13	7/12/13 10:12	OP
Selenium	ND	5.0	mg/Kg dry	1		SW-846 6010C	7/11/13	7/12/13 10:12	OP
Silver	ND	0.50	mg/Kg dry	1		SW-846 6010C	7/11/13	7/12/13 10:12	OP
Thallium	ND	2.5	mg/Kg dry	1		SW-846 6010C	7/11/13	7/12/13 10:12	OP
Zinc	7.1	1.0	mg/Kg dry	1		SW-846 6010C	7/11/13	7/12/13 10:12	OP

con-test® ANALYTICAL LABORATORY

39 Spruce Street * East Longmeadow, MA 01028 * FAX 413/525-6405 * TEL. 413/525-2332

Project Location: 25 Skinner St, Easthapton, CT 06 Sample Description: Work Order: 13G0389

Date Received: 7/10/2013

Field Sample #: B-209, 2ft Sampled: 7/9/2013 07:40

Sample ID: 13G0389-01

Sample Matrix: Soil

Conventional Chemistry Parameters by EPA/APHA/SW-846 Methods (Total)

Analyte	Results	RL	Units	Dilution	Flag	Method	Date Prepared	Date/Time Analyzed	Analyst
% Solids	96.4		% Wt	1		SM 2540G	7/11/13	7/11/13 13:58	MLA

con-test® ANALYTICAL LABORATORY

39 Spruce Street * East Longmeadow, MA 01028 * FAX 413/525-6405 * TEL. 413/525-2332

Project Location: 25 Skinner St, Easthapton, CT 06 Sample Description: Work Order: 13G0389

Date Received: 7/10/2013

Field Sample #: B-209, 2ft Sampled: 7/9/2013 07:40

Sample ID: 13G0389-01

Sample Matrix: Soil

SPLP - Metals Analyses

Analyte	Results	RL	Units	Dilution	Flag	Method	Date Prepared	Date/Time Analyzed	Analyst
Antimony	ND	5.0	µg/L	5		SW-846 6020A	7/12/13	7/12/13 20:25	AMP
Arsenic	ND	2.0	µg/L	5		SW-846 6020A	7/12/13	7/12/13 20:25	AMP
Beryllium	ND	2.0	µg/L	5		SW-846 6020A	7/12/13	7/12/13 20:25	AMP
Cadmium	ND	2.5	µg/L	5		SW-846 6020A	7/12/13	7/12/13 20:25	AMP
Chromium	ND	5.0	µg/L	5		SW-846 6020A	7/12/13	7/12/13 20:25	AMP
Copper	ND	25	µg/L	5		SW-846 6020A	7/12/13	7/12/13 20:25	AMP
Lead	ND	5.0	µg/L	5		SW-846 6020A	7/12/13	7/12/13 20:25	AMP
Mercury	ND	0.00010	mg/L	1		SW-846 7470A	7/12/13	7/12/13 13:20	SAJ
Nickel	ND	25	µg/L	5		SW-846 6020A	7/12/13	7/12/13 20:25	AMP
Selenium	ND	25	µg/L	5		SW-846 6020A	7/12/13	7/12/13 20:25	AMP
Silver	ND	2.5	µg/L	5		SW-846 6020A	7/12/13	7/14/13 17:08	AMP
Thallium	ND	1.0	µg/L	5		SW-846 6020A	7/12/13	7/12/13 20:25	AMP
Zinc	ND	50	µg/L	5		SW-846 6020A	7/12/13	7/12/13 20:25	AMP

con-test® ANALYTICAL LABORATORY

39 Spruce Street * East Longmeadow, MA 01028 * FAX 413/525-6405 * TEL. 413/525-2332

Project Location: 25 Skinner St, Easthapton, CT 06 Sample Description: Work Order: 13G0389

Date Received: 7/10/2013

Field Sample #: B-209, 4ft Sampled: 7/9/2013 07:45

Sample ID: 13G0389-02

Sample Matrix: Soil

Semivolatile Organic Compounds by GC/MS

Analyte	Results	RL	Units	Dilution	Flag	Method	Date Prepared	Date/Time Analyzed	Analyst
Acenaphthene	ND	0.21	mg/Kg dry	1		SW-846 8270D	7/11/13	7/16/13 15:12	CMR
Acenaphthylene	ND	0.21	mg/Kg dry	1		SW-846 8270D	7/11/13	7/16/13 15:12	CMR
Anthracene	ND	0.21	mg/Kg dry	1		SW-846 8270D	7/11/13	7/16/13 15:12	CMR
Benzo(a)anthracene	ND	0.21	mg/Kg dry	1		SW-846 8270D	7/11/13	7/16/13 15:12	CMR
Benzo(a)pyrene	ND	0.21	mg/Kg dry	1		SW-846 8270D	7/11/13	7/16/13 15:12	CMR
Benzo(b)fluoranthene	ND	0.21	mg/Kg dry	1		SW-846 8270D	7/11/13	7/16/13 15:12	CMR
Benzo(g,h,i)perylene	ND	0.21	mg/Kg dry	1	R-05, V-05	SW-846 8270D	7/11/13	7/16/13 15:12	CMR
Benzo(k)fluoranthene	ND	0.21	mg/Kg dry	1		SW-846 8270D	7/11/13	7/16/13 15:12	CMR
Chrysene	ND	0.21	mg/Kg dry	1		SW-846 8270D	7/11/13	7/16/13 15:12	CMR
Dibenz(a,h)anthracene	ND	0.21	mg/Kg dry	1		SW-846 8270D	7/11/13	7/16/13 15:12	CMR
Fluoranthene	ND	0.21	mg/Kg dry	1		SW-846 8270D	7/11/13	7/16/13 15:12	CMR
Fluorene	ND	0.21	mg/Kg dry	1		SW-846 8270D	7/11/13	7/16/13 15:12	CMR
Indeno(1,2,3-cd)pyrene	ND	0.21	mg/Kg dry	1		SW-846 8270D	7/11/13	7/16/13 15:12	CMR
2-Methylnaphthalene	ND	0.21	mg/Kg dry	1		SW-846 8270D	7/11/13	7/16/13 15:12	CMR
Naphthalene	ND	0.21	mg/Kg dry	1		SW-846 8270D	7/11/13	7/16/13 15:12	CMR
Phenanthrene	ND	0.21	mg/Kg dry	1		SW-846 8270D	7/11/13	7/16/13 15:12	CMR
Pyrene	ND	0.21	mg/Kg dry	1		SW-846 8270D	7/11/13	7/16/13 15:12	CMR

Surrogates	% Recovery	Recovery Limits	Flag	
Nitrobenzene-d5	61.3	30-130		7/16/13 15:12
2-Fluorobiphenyl	68.7	30-130		7/16/13 15:12
p-Terphenyl-d14	68.9	30-130		7/16/13 15:12

39 Spruce Street * East Longmeadow, MA 01028 * FAX 413/525-6405 * TEL. 413/525-2332

Project Location: 25 Skinner St, Easthapton, CT 06 Sample Description: Work Order: 13G0389

Date Received: 7/10/2013

Field Sample #: B-209, 4ft Sampled: 7/9/2013 07:45

Sample ID: 13G0389-02

Sample Matrix: Soil

Petroleum Hydrocarbons Analyses

Analyte	Results	RL	Units	Dilution	Flag	Method	Date Prepared	Date/Time Analyzed	Analyst
CT ETPH	28	12	mg/Kg dry	1		CTDEP ETPH	7/12/13	7/15/13 17:27	SCS

Surrogates	% Recovery	Recovery Limits	Flag	
o-Terphenyl	80.5	50-150		7/15/13 17:27

con-test® ANALYTICAL LABORATORY

39 Spruce Street * East Longmeadow, MA 01028 * FAX 413/525-6405 * TEL. 413/525-2332

Project Location: 25 Skinner St, Easthapton, CT 06 Sample Description: Work Order: 13G0389

Date Received: 7/10/2013

Field Sample #: B-209, 4ft Sampled: 7/9/2013 07:45

Sample ID: 13G0389-02

Sample Matrix: Soil

Metals Analyses (Total)

Analyte	Results	RL	Units	Dilution	Flag	Method	Date Prepared	Date/Time Analyzed	Analyst
Antimony	ND	3.1	mg/Kg dry	1		SW-846 6010C	7/11/13	7/12/13 10:17	OP
Arsenic	ND	3.1	mg/Kg dry	1		SW-846 6010C	7/11/13	7/12/13 10:17	OP
Beryllium	ND	0.31	mg/Kg dry	1		SW-846 6010C	7/11/13	7/12/13 10:17	OP
Cadmium	0.40	0.31	mg/Kg dry	1		SW-846 6010C	7/11/13	7/12/13 10:17	OP
Chromium	5.4	0.61	mg/Kg dry	1		SW-846 6010C	7/11/13	7/12/13 10:17	OP
Copper	110	0.61	mg/Kg dry	1		SW-846 6010C	7/11/13	7/12/13 10:17	OP
Lead	18	0.92	mg/Kg dry	1		SW-846 6010C	7/11/13	7/12/13 10:17	OP
Mercury	0.039	0.031	mg/Kg dry	1		SW-846 7471B	7/11/13	7/12/13 14:12	SAJ
Nickel	22	0.61	mg/Kg dry	1		SW-846 6010C	7/11/13	7/12/13 10:17	OP
Selenium	ND	6.1	mg/Kg dry	1		SW-846 6010C	7/11/13	7/12/13 10:17	OP
Silver	ND	0.61	mg/Kg dry	1		SW-846 6010C	7/11/13	7/12/13 10:17	OP
Thallium	ND	3.1	mg/Kg dry	1		SW-846 6010C	7/11/13	7/12/13 10:17	OP
Zinc	89	1.2	mg/Kg dry	1		SW-846 6010C	7/11/13	7/12/13 10:17	OP

39 Spruce Street * East Longmeadow, MA 01028 * FAX 413/525-6405 * TEL. 413/525-2332

Project Location: 25 Skinner St, Easthapton, CT 06 Sample Description: Work Order: 13G0389

Date Received: 7/10/2013

Field Sample #: B-209, 4ft Sampled: 7/9/2013 07:45

Sample ID: 13G0389-02

Sample Matrix: Soil

Conventional Chemistry Parameters by EPA/APHA/SW-846 Methods (Total)

Analyte	Results	RL	Units	Dilution	Flag	Method	Date Prepared	Date/Time Analyzed	Analyst
% Solids	80.4		% Wt	1		SM 2540G	7/11/13	7/11/13 13:58	MLA

con-test® ANALYTICAL LABORATORY

39 Spruce Street * East Longmeadow, MA 01028 * FAX 413/525-6405 * TEL. 413/525-2332

Project Location: 25 Skinner St, Easthapton, CT 06 Sample Description: Work Order: 13G0389

Date Received: 7/10/2013

Field Sample #: B-209, 4ft Sampled: 7/9/2013 07:45

Sample ID: 13G0389-02

Sample Matrix: Soil

SPLP - Metals Analyses

Analyte	Results	RL	Units	Dilution	Flag	Method	Date Prepared	Date/Time Analyzed	Analyst
Antimony	13	5.0	µg/L	5		SW-846 6020A	7/12/13	7/12/13 20:29	AMP
Arsenic	2.3	2.0	µg/L	5		SW-846 6020A	7/12/13	7/12/13 20:29	AMP
Beryllium	ND	2.0	µg/L	5		SW-846 6020A	7/12/13	7/12/13 20:29	AMP
Cadmium	ND	2.5	µg/L	5		SW-846 6020A	7/12/13	7/12/13 20:29	AMP
Chromium	ND	5.0	µg/L	5		SW-846 6020A	7/12/13	7/12/13 20:29	AMP
Copper	ND	25	µg/L	5		SW-846 6020A	7/12/13	7/12/13 20:29	AMP
Lead	ND	5.0	µg/L	5		SW-846 6020A	7/12/13	7/12/13 20:29	AMP
Mercury	ND	0.00010	mg/L	1		SW-846 7470A	7/12/13	7/12/13 13:22	SAJ
Nickel	ND	25	µg/L	5		SW-846 6020A	7/12/13	7/12/13 20:29	AMP
Selenium	ND	25	µg/L	5		SW-846 6020A	7/12/13	7/12/13 20:29	AMP
Silver	ND	2.5	µg/L	5		SW-846 6020A	7/12/13	7/14/13 17:12	AMP
Thallium	ND	1.0	µg/L	5		SW-846 6020A	7/12/13	7/12/13 20:29	AMP
Zinc	ND	50	µg/L	5		SW-846 6020A	7/12/13	7/12/13 20:29	AMP

con-test® ANALYTICAL LABORATORY

39 Spruce Street * East Longmeadow, MA 01028 * FAX 413/525-6405 * TEL. 413/525-2332

Project Location: 25 Skinner St, Easthapton, CT 06 Sample Description: Work Order: 13G0389

Date Received: 7/10/2013

Field Sample #: B-209, 6ft Sampled: 7/9/2013 07:55

Sample ID: 13G0389-03

Sample Matrix: Soil

Semivolatile Organic Compounds by GC/MS

Analyte	Results	RL	Units	Dilution	Flag	Method	Date Prepared	Date/Time Analyzed	Analyst
Acenaphthene	ND	0.19	mg/Kg dry	1		SW-846 8270D	7/11/13	7/12/13 5:28	CDT
Acenaphthylene	ND	0.19	mg/Kg dry	1		SW-846 8270D	7/11/13	7/12/13 5:28	CDT
Anthracene	ND	0.19	mg/Kg dry	1		SW-846 8270D	7/11/13	7/12/13 5:28	CDT
Benzo(a)anthracene	ND	0.19	mg/Kg dry	1		SW-846 8270D	7/11/13	7/12/13 5:28	CDT
Benzo(a)pyrene	ND	0.19	mg/Kg dry	1		SW-846 8270D	7/11/13	7/12/13 5:28	CDT
Benzo(b)fluoranthene	ND	0.19	mg/Kg dry	1		SW-846 8270D	7/11/13	7/12/13 5:28	CDT
Benzo(g,h,i)perylene	ND	0.19	mg/Kg dry	1	R-05	SW-846 8270D	7/11/13	7/12/13 5:28	CDT
Benzo(k)fluoranthene	ND	0.19	mg/Kg dry	1		SW-846 8270D	7/11/13	7/12/13 5:28	CDT
Chrysene	ND	0.19	mg/Kg dry	1		SW-846 8270D	7/11/13	7/12/13 5:28	CDT
Dibenz(a,h)anthracene	ND	0.19	mg/Kg dry	1		SW-846 8270D	7/11/13	7/12/13 5:28	CDT
Fluoranthene	ND	0.19	mg/Kg dry	1		SW-846 8270D	7/11/13	7/12/13 5:28	CDT
Fluorene	ND	0.19	mg/Kg dry	1		SW-846 8270D	7/11/13	7/12/13 5:28	CDT
Indeno(1,2,3-cd)pyrene	ND	0.19	mg/Kg dry	1		SW-846 8270D	7/11/13	7/12/13 5:28	CDT
2-Methylnaphthalene	ND	0.19	mg/Kg dry	1		SW-846 8270D	7/11/13	7/12/13 5:28	CDT
Naphthalene	ND	0.19	mg/Kg dry	1		SW-846 8270D	7/11/13	7/12/13 5:28	CDT
Phenanthrene	ND	0.19	mg/Kg dry	1		SW-846 8270D	7/11/13	7/12/13 5:28	CDT
Pyrene	ND	0.19	mg/Kg dry	1		SW-846 8270D	7/11/13	7/12/13 5:28	CDT

Surrogates	% Recovery	Recovery Limits	Flag	
Nitrobenzene-d5	71.3	30-130		7/12/13 5:28
2-Fluorobiphenyl	61.4	30-130		7/12/13 5:28
p-Terphenyl-d14	84.7	30-130		7/12/13 5:28

con-test® ANALYTICAL LABORATORY

39 Spruce Street * East Longmeadow, MA 01028 * FAX 413/525-6405 * TEL. 413/525-2332

Project Location: 25 Skinner St, Easthapton, CT 06 Sample Description: Work Order: 13G0389

Date Received: 7/10/2013

Field Sample #: B-209, 6ft Sampled: 7/9/2013 07:55

Sample ID: 13G0389-03

Sample Matrix: Soil

Petroleum Hydrocarbons Analyses

Analyte	Results	RL	Units	Dilution	Flag	Method	Date Prepared	Date/Time Analyzed	Analyst
CT ETPH	ND	11	mg/Kg dry	1		CTDEP ETPH	7/12/13	7/15/13 17:45	SCS

Surrogates	% Recovery	Recovery Limits	Flag	
o-Terphenyl	68.1	50-150		7/15/13 17:45

con-test® ANALYTICAL LABORATORY

39 Spruce Street * East Longmeadow, MA 01028 * FAX 413/525-6405 * TEL. 413/525-2332

Project Location: 25 Skinner St, Easthapton, CT 06 Sample Description: Work Order: 13G0389

Date Received: 7/10/2013

Field Sample #: B-209, 6ft Sampled: 7/9/2013 07:55

Sample ID: 13G0389-03

Sample Matrix: Soil

Metals Analyses (Total)

Analyte	Results	RL	Units	Dilution	Flag	Method	Date Prepared	Date/Time Analyzed	Analyst
Antimony	ND	2.7	mg/Kg dry	1		SW-846 6010C	7/11/13	7/12/13 10:23	OP
Arsenic	ND	2.7	mg/Kg dry	1		SW-846 6010C	7/11/13	7/12/13 10:23	OP
Beryllium	ND	0.27	mg/Kg dry	1		SW-846 6010C	7/11/13	7/12/13 10:23	OP
Cadmium	ND	0.27	mg/Kg dry	1		SW-846 6010C	7/11/13	7/12/13 10:23	OP
Chromium	3.6	0.55	mg/Kg dry	1		SW-846 6010C	7/11/13	7/12/13 10:23	OP
Copper	13	0.55	mg/Kg dry	1		SW-846 6010C	7/11/13	7/12/13 10:23	OP
Lead	1.2	0.82	mg/Kg dry	1		SW-846 6010C	7/11/13	7/12/13 10:23	OP
Mercury	ND	0.029	mg/Kg dry	1		SW-846 7471B	7/11/13	7/12/13 14:13	SAJ
Nickel	6.9	0.55	mg/Kg dry	1		SW-846 6010C	7/11/13	7/12/13 10:23	OP
Selenium	ND	5.5	mg/Kg dry	1		SW-846 6010C	7/11/13	7/12/13 10:23	OP
Silver	ND	0.55	mg/Kg dry	1		SW-846 6010C	7/11/13	7/12/13 10:23	OP
Thallium	ND	2.7	mg/Kg dry	1		SW-846 6010C	7/11/13	7/12/13 10:23	OP
Zinc	11	1.1	mg/Kg dry	1		SW-846 6010C	7/11/13	7/12/13 10:23	OP

39 Spruce Street * East Longmeadow, MA 01028 * FAX 413/525-6405 * TEL. 413/525-2332

Project Location: 25 Skinner St, Easthapton, CT 06 Sample Description: Work Order: 13G0389

Date Received: 7/10/2013

Field Sample #: B-209, 6ft Sampled: 7/9/2013 07:55

Sample ID: 13G0389-03

Sample Matrix: Soil

Conventional Chemistry Parameters by EPA/APHA/SW-846 Methods (Total)

Analyte	Results	RL	Units	Dilution	Flag	Method	Date Prepared	Date/Time Analyzed	Analyst
% Solids	87.5		% Wt	1		SM 2540G	7/11/13	7/11/13 13:58	MLA

con-test® ANALYTICAL LABORATORY

39 Spruce Street * East Longmeadow, MA 01028 * FAX 413/525-6405 * TEL. 413/525-2332

Project Location: 25 Skinner St, Easthapton, CT 06 Sample Description: Work Order: 13G0389

Date Received: 7/10/2013

Field Sample #: B-209, 6ft Sampled: 7/9/2013 07:55

Sample ID: 13G0389-03

Sample Matrix: Soil

SPLP - Metals Analyses

Analyte	Results	RL	Units	Dilution	Flag	Method	Date Prepared	Date/Time Analyzed	Analyst
Antimony	ND	5.0	µg/L	5		SW-846 6020A	7/12/13	7/12/13 20:45	AMP
Arsenic	3.4	2.0	µg/L	5		SW-846 6020A	7/12/13	7/12/13 20:45	AMP
Beryllium	ND	2.0	µg/L	5		SW-846 6020A	7/12/13	7/12/13 20:45	AMP
Cadmium	ND	2.5	µg/L	5		SW-846 6020A	7/12/13	7/12/13 20:45	AMP
Chromium	ND	5.0	µg/L	5		SW-846 6020A	7/12/13	7/12/13 20:45	AMP
Copper	ND	25	µg/L	5		SW-846 6020A	7/12/13	7/12/13 20:45	AMP
Lead	ND	5.0	µg/L	5		SW-846 6020A	7/12/13	7/12/13 20:45	AMP
Mercury	ND	0.00010	mg/L	1		SW-846 7470A	7/12/13	7/12/13 13:23	SAJ
Nickel	ND	25	µg/L	5		SW-846 6020A	7/12/13	7/12/13 20:45	AMP
Selenium	ND	25	µg/L	5		SW-846 6020A	7/12/13	7/12/13 20:45	AMP
Silver	ND	2.5	µg/L	5		SW-846 6020A	7/12/13	7/14/13 17:16	AMP
Thallium	1.0	1.0	µg/L	5		SW-846 6020A	7/12/13	7/12/13 20:45	AMP
Zinc	ND	50	µg/L	5		SW-846 6020A	7/12/13	7/12/13 20:45	AMP

con-test® ANALYTICAL LABORATORY

39 Spruce Street * East Longmeadow, MA 01028 * FAX 413/525-6405 * TEL. 413/525-2332

Project Location: 25 Skinner St, Easthapton, CT 06 Sample Description: Work Order: 13G0389

Date Received: 7/10/2013

Field Sample #: B-210, 2ft Sampled: 7/9/2013 09:15

Sample ID: 13G0389-04

Sample Matrix: Soil

Semivolatile Organic Compounds by GC/MS

Analyte	Results	RL	Units	Dilution	Flag	Method	Date Prepared	Date/Time Analyzed	Analyst
Acenaphthene	ND	0.37	mg/Kg dry	1		SW-846 8270D	7/11/13	7/16/13 15:46	CMR
Acenaphthylene	ND	0.37	mg/Kg dry	1		SW-846 8270D	7/11/13	7/16/13 15:46	CMR
Anthracene	ND	0.37	mg/Kg dry	1		SW-846 8270D	7/11/13	7/16/13 15:46	CMR
Benzo(a)anthracene	0.42	0.37	mg/Kg dry	1		SW-846 8270D	7/11/13	7/16/13 15:46	CMR
Benzo(a)pyrene	0.49	0.37	mg/Kg dry	1		SW-846 8270D	7/11/13	7/16/13 15:46	CMR
Benzo(b)fluoranthene	0.62	0.37	mg/Kg dry	1		SW-846 8270D	7/11/13	7/16/13 15:46	CMR
Benzo(g,h,i)perylene	0.41	0.37	mg/Kg dry	1	R-05, V-05	SW-846 8270D	7/11/13	7/16/13 15:46	CMR
Benzo(k)fluoranthene	ND	0.37	mg/Kg dry	1		SW-846 8270D	7/11/13	7/16/13 15:46	CMR
Chrysene	0.49	0.37	mg/Kg dry	1		SW-846 8270D	7/11/13	7/16/13 15:46	CMR
Dibenz(a,h)anthracene	ND	0.37	mg/Kg dry	1		SW-846 8270D	7/11/13	7/16/13 15:46	CMR
Fluoranthene	0.83	0.37	mg/Kg dry	1		SW-846 8270D	7/11/13	7/16/13 15:46	CMR
Fluorene	ND	0.37	mg/Kg dry	1		SW-846 8270D	7/11/13	7/16/13 15:46	CMR
Indeno(1,2,3-cd)pyrene	0.40	0.37	mg/Kg dry	1		SW-846 8270D	7/11/13	7/16/13 15:46	CMR
2-Methylnaphthalene	ND	0.37	mg/Kg dry	1		SW-846 8270D	7/11/13	7/16/13 15:46	CMR
Naphthalene	ND	0.37	mg/Kg dry	1		SW-846 8270D	7/11/13	7/16/13 15:46	CMR
Phenanthrene	ND	0.37	mg/Kg dry	1		SW-846 8270D	7/11/13	7/16/13 15:46	CMR
Pyrene	0.72	0.37	mg/Kg dry	1		SW-846 8270D	7/11/13	7/16/13 15:46	CMR

Surrogates	% Recovery	Recovery Limits	Flag	
Nitrobenzene-d5	61.2	30-130		7/16/13 15:46
2-Fluorobiphenyl	68.7	30-130		7/16/13 15:46
p-Terphenyl-d14	74.4	30-130		7/16/13 15:46

39 Spruce Street * East Longmeadow, MA 01028 * FAX 413/525-6405 * TEL. 413/525-2332

Project Location: 25 Skinner St, Easthapton, CT 06 Sample Description: Work Order: 13G0389

Date Received: 7/10/2013

Field Sample #: B-210, 2ft Sampled: 7/9/2013 09:15

Sample ID: 13G0389-04

Sample Matrix: Soil

Petroleum Hydrocarbons Analyses

Analyte	Results	RL	Units	Dilution	Flag	Method	Date Prepared	Date/Time Analyzed	Analyst
CT ETPH	210	54	mg/Kg dry	5		CTDEP ETPH	7/12/13	7/17/13 12:20	SCS

Surrogates	% Recovery	Recovery Limits	Flag	
o-Terphenyl	101	50-150		7/17/13 12:20

con-test® ANALYTICAL LABORATORY

39 Spruce Street * East Longmeadow, MA 01028 * FAX 413/525-6405 * TEL. 413/525-2332

Project Location: 25 Skinner St, Easthapton, CT 06 Sample Description: Work Order: 13G0389

Date Received: 7/10/2013

Field Sample #: B-210, 2ft Sampled: 7/9/2013 09:15

Sample ID: 13G0389-04

Sample Matrix: Soil

Metals Analyses (Total)

Analyte	Results	RL	Units	Dilution	Flag	Method	Date Prepared	Date/Time Analyzed	Analyst
Antimony	ND	2.6	mg/Kg dry	1		SW-846 6010C	7/11/13	7/12/13 10:28	OP
Arsenic	ND	2.6	mg/Kg dry	1		SW-846 6010C	7/11/13	7/12/13 10:28	OP
Beryllium	ND	0.26	mg/Kg dry	1		SW-846 6010C	7/11/13	7/12/13 10:28	OP
Cadmium	1.3	0.26	mg/Kg dry	1		SW-846 6010C	7/11/13	7/12/13 10:28	OP
Chromium	12	0.52	mg/Kg dry	1		SW-846 6010C	7/11/13	7/12/13 10:28	OP
Copper	320	0.52	mg/Kg dry	1		SW-846 6010C	7/11/13	7/12/13 10:28	OP
Lead	84	0.78	mg/Kg dry	1		SW-846 6010C	7/11/13	7/12/13 10:28	OP
Mercury	0.037	0.027	mg/Kg dry	1		SW-846 7471B	7/11/13	7/12/13 14:15	SAJ
Nickel	92	0.52	mg/Kg dry	1		SW-846 6010C	7/11/13	7/12/13 10:28	OP
Selenium	ND	5.2	mg/Kg dry	1		SW-846 6010C	7/11/13	7/12/13 10:28	OP
Silver	ND	0.52	mg/Kg dry	1		SW-846 6010C	7/11/13	7/12/13 10:28	OP
Thallium	ND	2.6	mg/Kg dry	1		SW-846 6010C	7/11/13	7/12/13 10:28	OP
Zinc	87	1.0	mg/Kg dry	1		SW-846 6010C	7/11/13	7/12/13 10:28	OP

39 Spruce Street * East Longmeadow, MA 01028 * FAX 413/525-6405 * TEL. 413/525-2332

Project Location: 25 Skinner St, Easthapton, CT 06 Sample Description: Work Order: 13G0389

Date Received: 7/10/2013

Field Sample #: B-210, 2ft Sampled: 7/9/2013 09:15

Sample ID: 13G0389-04

Sample Matrix: Soil

Conventional Chemistry Parameters by EPA/APHA/SW-846 Methods (Total)

Analyte	Results	RL	Units	Dilution	Flag	Method	Date Prepared	Date/Time Analyzed	Analyst
% Solids	92.5		% Wt	1		SM 2540G	7/11/13	7/11/13 13:58	MLA

con-test® ANALYTICAL LABORATORY

39 Spruce Street * East Longmeadow, MA 01028 * FAX 413/525-6405 * TEL. 413/525-2332

Project Location: 25 Skinner St, Easthapton, CT 06 Sample Description: Work Order: 13G0389

Date Received: 7/10/2013

Field Sample #: B-210, 2ft Sampled: 7/9/2013 09:15

Sample ID: 13G0389-04

Sample Matrix: Soil

SPLP - Metals Analyses

Analyte	Results	RL	Units	Dilution	Flag	Method	Date Prepared	Date/Time Analyzed	Analyst
Antimony	12	5.0	µg/L	5		SW-846 6020A	7/12/13	7/12/13 20:48	AMP
Arsenic	ND	2.0	µg/L	5		SW-846 6020A	7/12/13	7/12/13 20:48	AMP
Beryllium	ND	2.0	µg/L	5		SW-846 6020A	7/12/13	7/12/13 20:48	AMP
Cadmium	ND	2.5	µg/L	5		SW-846 6020A	7/12/13	7/12/13 20:48	AMP
Chromium	12	5.0	µg/L	5		SW-846 6020A	7/12/13	7/12/13 20:48	AMP
Copper	88	25	µg/L	5		SW-846 6020A	7/12/13	7/12/13 20:48	AMP
Lead	20	5.0	µg/L	5		SW-846 6020A	7/12/13	7/12/13 20:48	AMP
Mercury	ND	0.00010	mg/L	1		SW-846 7470A	7/12/13	7/12/13 13:29	SAJ
Nickel	ND	25	µg/L	5		SW-846 6020A	7/12/13	7/12/13 20:48	AMP
Selenium	ND	25	µg/L	5		SW-846 6020A	7/12/13	7/12/13 20:48	AMP
Silver	ND	2.5	µg/L	5		SW-846 6020A	7/12/13	7/14/13 17:19	AMP
Thallium	ND	1.0	µg/L	5		SW-846 6020A	7/12/13	7/12/13 20:48	AMP
Zinc	ND	50	µg/L	5		SW-846 6020A	7/12/13	7/12/13 20:48	AMP

con-test® ANALYTICAL LABORATORY

39 Spruce Street * East Longmeadow, MA 01028 * FAX 413/525-6405 * TEL. 413/525-2332

Project Location: 25 Skinner St, Easthapton, CT 06 Sample Description: Work Order: 13G0389

Date Received: 7/10/2013

Field Sample #: B-210, 4ft Sampled: 7/9/2013 09:20

Sample ID: 13G0389-05

Sample Matrix: Soil

Semivolatile Organic Compounds by GC/MS

Analyte	Results	RL	Units	Dilution	Flag	Method	Date Prepared	Date/Time Analyzed	Analyst
Acenaphthene	ND	0.19	mg/Kg dry	1		SW-846 8270D	7/11/13	7/12/13 6:00	CDT
Acenaphthylene	ND	0.19	mg/Kg dry	1		SW-846 8270D	7/11/13	7/12/13 6:00	CDT
Anthracene	ND	0.19	mg/Kg dry	1		SW-846 8270D	7/11/13	7/12/13 6:00	CDT
Benzo(a)anthracene	ND	0.19	mg/Kg dry	1		SW-846 8270D	7/11/13	7/12/13 6:00	CDT
Benzo(a)pyrene	ND	0.19	mg/Kg dry	1		SW-846 8270D	7/11/13	7/12/13 6:00	CDT
Benzo(b)fluoranthene	ND	0.19	mg/Kg dry	1		SW-846 8270D	7/11/13	7/12/13 6:00	CDT
Benzo(g,h,i)perylene	ND	0.19	mg/Kg dry	1	R-05	SW-846 8270D	7/11/13	7/12/13 6:00	CDT
Benzo(k)fluoranthene	ND	0.19	mg/Kg dry	1		SW-846 8270D	7/11/13	7/12/13 6:00	CDT
Chrysene	ND	0.19	mg/Kg dry	1		SW-846 8270D	7/11/13	7/12/13 6:00	CDT
Dibenz(a,h)anthracene	ND	0.19	mg/Kg dry	1		SW-846 8270D	7/11/13	7/12/13 6:00	CDT
Fluoranthene	ND	0.19	mg/Kg dry	1		SW-846 8270D	7/11/13	7/12/13 6:00	CDT
Fluorene	ND	0.19	mg/Kg dry	1		SW-846 8270D	7/11/13	7/12/13 6:00	CDT
Indeno(1,2,3-cd)pyrene	ND	0.19	mg/Kg dry	1		SW-846 8270D	7/11/13	7/12/13 6:00	CDT
2-Methylnaphthalene	ND	0.19	mg/Kg dry	1		SW-846 8270D	7/11/13	7/12/13 6:00	CDT
Naphthalene	ND	0.19	mg/Kg dry	1		SW-846 8270D	7/11/13	7/12/13 6:00	CDT
Phenanthrene	ND	0.19	mg/Kg dry	1		SW-846 8270D	7/11/13	7/12/13 6:00	CDT
Pyrene	ND	0.19	mg/Kg dry	1		SW-846 8270D	7/11/13	7/12/13 6:00	CDT

Surrogates	% Recovery	Recovery Limits	Flag	
Nitrobenzene-d5	66.3	30-130		7/12/13 6:00
2-Fluorobiphenyl	57.5	30-130		7/12/13 6:00
p-Terphenyl-d14	74.1	30-130		7/12/13 6:00

39 Spruce Street * East Longmeadow, MA 01028 * FAX 413/525-6405 * TEL. 413/525-2332

Project Location: 25 Skinner St, Easthapton, CT 06 Sample Description: Work Order: 13G0389

Date Received: 7/10/2013

Field Sample #: B-210, 4ft Sampled: 7/9/2013 09:20

Sample ID: 13G0389-05

Sample Matrix: Soil

Petroleum Hydrocarbons Analyses

Analyte	Results	RL	Units	Dilution	Flag	Method	Date Prepared	Date/Time Analyzed	Analyst
CT ETPH	ND	11	mg/Kg dry	1		CTDEP ETPH	7/12/13	7/15/13 18:04	SCS

Surrogates	% Recovery	Recovery Limits	Flag	
o-Terphenyl	59.6	50-150		7/15/13 18:04

con-test® ANALYTICAL LABORATORY

39 Spruce Street * East Longmeadow, MA 01028 * FAX 413/525-6405 * TEL. 413/525-2332

Project Location: 25 Skinner St, Easthapton, CT 06 Sample Description: Work Order: 13G0389

Date Received: 7/10/2013

Field Sample #: B-210, 4ft Sampled: 7/9/2013 09:20

Sample ID: 13G0389-05

Sample Matrix: Soil

Metals Analyses (Total)

Analyte	Results	RL	Units	Dilution	Flag	Method	Date Prepared	Date/Time Analyzed	Analyst
Antimony	ND	2.6	mg/Kg dry	1		SW-846 6010C	7/11/13	7/12/13 10:34	OP
Arsenic	ND	2.6	mg/Kg dry	1		SW-846 6010C	7/11/13	7/12/13 10:34	OP
Beryllium	ND	0.26	mg/Kg dry	1		SW-846 6010C	7/11/13	7/15/13 17:08	KSH
Cadmium	ND	0.26	mg/Kg dry	1		SW-846 6010C	7/11/13	7/12/13 10:34	OP
Chromium	4.8	0.52	mg/Kg dry	1		SW-846 6010C	7/11/13	7/12/13 10:34	OP
Copper	21	0.52	mg/Kg dry	1		SW-846 6010C	7/11/13	7/12/13 10:34	OP
Lead	8.3	0.78	mg/Kg dry	1		SW-846 6010C	7/11/13	7/12/13 10:34	OP
Mercury	ND	0.027	mg/Kg dry	1		SW-846 7471B	7/11/13	7/12/13 14:16	SAJ
Nickel	6.2	0.52	mg/Kg dry	1		SW-846 6010C	7/11/13	7/12/13 10:34	OP
Selenium	ND	5.2	mg/Kg dry	1		SW-846 6010C	7/11/13	7/12/13 10:34	OP
Silver	ND	0.52	mg/Kg dry	1		SW-846 6010C	7/11/13	7/12/13 10:34	OP
Thallium	ND	2.6	mg/Kg dry	1		SW-846 6010C	7/11/13	7/12/13 10:34	OP
Zinc	76	1.0	mg/Kg dry	1		SW-846 6010C	7/11/13	7/12/13 10:34	OP

39 Spruce Street * East Longmeadow, MA 01028 * FAX 413/525-6405 * TEL. 413/525-2332

Project Location: 25 Skinner St, Easthapton, CT 06 Sample Description: Work Order: 13G0389

Date Received: 7/10/2013

Field Sample #: B-210, 4ft Sampled: 7/9/2013 09:20

Sample ID: 13G0389-05

Sample Matrix: Soil

Conventional Chemistry Parameters by EPA/APHA/SW-846 Methods (Total)

Analyte	Results	RL	Units	Dilution	Flag	Method	Date Prepared	Date/Time Analyzed	Analyst
% Solids	90.0		% Wt	1		SM 2540G	7/11/13	7/11/13 13:58	MLA

con-test® ANALYTICAL LABORATORY

39 Spruce Street * East Longmeadow, MA 01028 * FAX 413/525-6405 * TEL. 413/525-2332

Project Location: 25 Skinner St, Easthapton, CT 06 Sample Description: Work Order: 13G0389

Date Received: 7/10/2013

Field Sample #: B-210, 4ft Sampled: 7/9/2013 09:20

Sample ID: 13G0389-05

Sample Matrix: Soil

SPLP - Metals Analyses

Analyte	Results	RL	Units	Dilution	Flag	Method	Date Prepared	Date/Time Analyzed	Analyst
Antimony	ND	5.0	µg/L	5		SW-846 6020A	7/12/13	7/12/13 20:52	AMP
Arsenic	4.1	2.0	µg/L	5		SW-846 6020A	7/12/13	7/12/13 20:52	AMP
Beryllium	ND	2.0	µg/L	5		SW-846 6020A	7/12/13	7/12/13 20:52	AMP
Cadmium	ND	2.5	µg/L	5		SW-846 6020A	7/12/13	7/12/13 20:52	AMP
Chromium	ND	5.0	µg/L	5		SW-846 6020A	7/12/13	7/12/13 20:52	AMP
Copper	ND	25	µg/L	5		SW-846 6020A	7/12/13	7/12/13 20:52	AMP
Lead	ND	5.0	µg/L	5		SW-846 6020A	7/12/13	7/12/13 20:52	AMP
Mercury	ND	0.00010	mg/L	1		SW-846 7470A	7/12/13	7/12/13 13:31	SAJ
Nickel	ND	25	µg/L	5		SW-846 6020A	7/12/13	7/12/13 20:52	AMP
Selenium	ND	25	µg/L	5		SW-846 6020A	7/12/13	7/12/13 20:52	AMP
Silver	ND	2.5	µg/L	5		SW-846 6020A	7/12/13	7/14/13 17:40	AMP
Thallium	ND	1.0	µg/L	5		SW-846 6020A	7/12/13	7/12/13 20:52	AMP
Zinc	93	50	µg/L	5		SW-846 6020A	7/12/13	7/12/13 20:52	AMP

con-test® ANALYTICAL LABORATORY

39 Spruce Street * East Longmeadow, MA 01028 * FAX 413/525-6405 * TEL. 413/525-2332

Project Location: 25 Skinner St, Easthapton, CT 06 Sample Description: Work Order: 13G0389

Date Received: 7/10/2013

Field Sample #: B-210, 6ft Sampled: 7/9/2013 09:30

Sample ID: 13G0389-06

Sample Matrix: Soil

Semivolatile Organic Compounds by GC/MS

Analyte	Results	RL	Units	Dilution	Flag	Method	Date Prepared	Date/Time Analyzed	Analyst
Acenaphthene	ND	0.19	mg/Kg dry	1		SW-846 8270D	7/11/13	7/17/13 0:10	CMR
Acenaphthylene	ND	0.19	mg/Kg dry	1		SW-846 8270D	7/11/13	7/17/13 0:10	CMR
Anthracene	ND	0.19	mg/Kg dry	1		SW-846 8270D	7/11/13	7/17/13 0:10	CMR
Benzo(a)anthracene	ND	0.19	mg/Kg dry	1		SW-846 8270D	7/11/13	7/17/13 0:10	CMR
Benzo(a)pyrene	ND	0.19	mg/Kg dry	1		SW-846 8270D	7/11/13	7/17/13 0:10	CMR
Benzo(b)fluoranthene	ND	0.19	mg/Kg dry	1	V-05	SW-846 8270D	7/11/13	7/17/13 0:10	CMR
Benzo(g,h,i)perylene	ND	0.19	mg/Kg dry	1	R-05	SW-846 8270D	7/11/13	7/17/13 0:10	CMR
Benzo(k)fluoranthene	ND	0.19	mg/Kg dry	1		SW-846 8270D	7/11/13	7/17/13 0:10	CMR
Chrysene	ND	0.19	mg/Kg dry	1		SW-846 8270D	7/11/13	7/17/13 0:10	CMR
Dibenz(a,h)anthracene	ND	0.19	mg/Kg dry	1		SW-846 8270D	7/11/13	7/17/13 0:10	CMR
Fluoranthene	ND	0.19	mg/Kg dry	1		SW-846 8270D	7/11/13	7/17/13 0:10	CMR
Fluorene	ND	0.19	mg/Kg dry	1		SW-846 8270D	7/11/13	7/17/13 0:10	CMR
Indeno(1,2,3-cd)pyrene	ND	0.19	mg/Kg dry	1		SW-846 8270D	7/11/13	7/17/13 0:10	CMR
2-Methylnaphthalene	ND	0.19	mg/Kg dry	1		SW-846 8270D	7/11/13	7/17/13 0:10	CMR
Naphthalene	ND	0.19	mg/Kg dry	1		SW-846 8270D	7/11/13	7/17/13 0:10	CMR
Phenanthrene	ND	0.19	mg/Kg dry	1		SW-846 8270D	7/11/13	7/17/13 0:10	CMR
Pyrene	ND	0.19	mg/Kg dry	1		SW-846 8270D	7/11/13	7/17/13 0:10	CMR

Surrogates	% Recovery	Recovery Limits	Flag	
Nitrobenzene-d5	69.4	30-130		7/17/13 0:10
2-Fluorobiphenyl	64.6	30-130		7/17/13 0:10
p-Terphenyl-d14	86.5	30-130		7/17/13 0:10

con-test® ANALYTICAL LABORATORY
39 Spruce Street * East Longmeadow, MA 01028 * FAX 413/525-6405 * TEL. 413/525-2332

Project Location: 25 Skinner St, Easthapton, CT 06 Sample Description: Work Order: 13G0389

Date Received: 7/10/2013

Field Sample #: B-210, 6ft Sampled: 7/9/2013 09:30

Sample ID: 13G0389-06

Sample Matrix: Soil

Petroleum Hydrocarbons Analyses

Analyte	Results	RL	Units	Dilution	Flag	Method	Date Prepared	Date/Time Analyzed	Analyst
CT ETPH	ND	11	mg/Kg dry	1		CTDEP ETPH	7/12/13	7/15/13 18:22	SCS

Surrogates	% Recovery	Recovery Limits	Flag	
o-Terphenyl	72.6	50-150		7/15/13 18:22

con-test® ANALYTICAL LABORATORY

39 Spruce Street * East Longmeadow, MA 01028 * FAX 413/525-6405 * TEL. 413/525-2332

Project Location: 25 Skinner St, Easthapton, CT 06 Sample Description: Work Order: 13G0389

Date Received: 7/10/2013

Field Sample #: B-210, 6ft Sampled: 7/9/2013 09:30

Sample ID: 13G0389-06

Sample Matrix: Soil

Metals Analyses (Total)

Analyte	Results	RL	Units	Dilution	Flag	Method	Date Prepared	Date/Time Analyzed	Analyst
Antimony	ND	2.8	mg/Kg dry	1		SW-846 6010C	7/11/13	7/12/13 10:41	OP
Arsenic	ND	2.8	mg/Kg dry	1		SW-846 6010C	7/11/13	7/12/13 10:41	OP
Beryllium	ND	0.28	mg/Kg dry	1		SW-846 6010C	7/11/13	7/15/13 17:12	KSH
Cadmium	0.28	0.28	mg/Kg dry	1		SW-846 6010C	7/11/13	7/12/13 10:41	OP
Chromium	11	0.55	mg/Kg dry	1		SW-846 6010C	7/11/13	7/12/13 10:41	OP
Copper	9.6	0.55	mg/Kg dry	1		SW-846 6010C	7/11/13	7/12/13 10:41	OP
Lead	1.8	0.83	mg/Kg dry	1		SW-846 6010C	7/11/13	7/12/13 10:41	OP
Mercury	ND	0.028	mg/Kg dry	1		SW-846 7471B	7/11/13	7/12/13 14:18	SAJ
Nickel	9.5	0.55	mg/Kg dry	1		SW-846 6010C	7/11/13	7/12/13 10:41	OP
Selenium	ND	5.5	mg/Kg dry	1		SW-846 6010C	7/11/13	7/12/13 10:41	OP
Silver	ND	0.55	mg/Kg dry	1		SW-846 6010C	7/11/13	7/12/13 10:41	OP
Thallium	ND	2.8	mg/Kg dry	1		SW-846 6010C	7/11/13	7/12/13 10:41	OP
Zinc	32	1.1	mg/Kg dry	1		SW-846 6010C	7/11/13	7/12/13 10:41	OP

39 Spruce Street * East Longmeadow, MA 01028 * FAX 413/525-6405 * TEL. 413/525-2332

Project Location: 25 Skinner St, Easthapton, CT 06 Sample Description: Work Order: 13G0389

Date Received: 7/10/2013

Field Sample #: B-210, 6ft Sampled: 7/9/2013 09:30

Sample ID: 13G0389-06

Sample Matrix: Soil

Conventional Chemistry Parameters by EPA/APHA/SW-846 Methods (Total)

Analyte	Results	RL	Units	Dilution	Flag	Method	Date Prepared	Date/Time Analyzed	Analyst
% Solids	89.6		% Wt	1		SM 2540G	7/11/13	7/11/13 13:58	MLA

con-test® ANALYTICAL LABORATORY

39 Spruce Street * East Longmeadow, MA 01028 * FAX 413/525-6405 * TEL. 413/525-2332

Project Location: 25 Skinner St, Easthapton, CT 06 Sample Description: Work Order: 13G0389

Date Received: 7/10/2013

Field Sample #: B-210, 6ft Sampled: 7/9/2013 09:30

Sample ID: 13G0389-06

Sample Matrix: Soil

SPLP - Metals Analyses

Analyte	Results	RL	Units	Dilution	Flag	Method	Date Prepared	Date/Time Analyzed	Analyst
Antimony	ND	5.0	µg/L	5		SW-846 6020A	7/12/13	7/12/13 20:55	AMP
Arsenic	ND	2.0	µg/L	5		SW-846 6020A	7/12/13	7/12/13 20:55	AMP
Beryllium	ND	2.0	µg/L	5		SW-846 6020A	7/12/13	7/12/13 20:55	AMP
Cadmium	ND	2.5	µg/L	5		SW-846 6020A	7/12/13	7/12/13 20:55	AMP
Chromium	ND	5.0	µg/L	5		SW-846 6020A	7/12/13	7/12/13 20:55	AMP
Copper	ND	25	µg/L	5		SW-846 6020A	7/12/13	7/12/13 20:55	AMP
Lead	ND	5.0	µg/L	5		SW-846 6020A	7/12/13	7/12/13 20:55	AMP
Mercury	ND	0.00010	mg/L	1		SW-846 7470A	7/12/13	7/12/13 13:32	SAJ
Nickel	ND	25	µg/L	5		SW-846 6020A	7/12/13	7/12/13 20:55	AMP
Selenium	ND	25	µg/L	5		SW-846 6020A	7/12/13	7/12/13 20:55	AMP
Silver	ND	2.5	µg/L	5		SW-846 6020A	7/12/13	7/14/13 17:44	AMP
Thallium	ND	1.0	µg/L	5		SW-846 6020A	7/12/13	7/12/13 20:55	AMP
Zinc	ND	50	µg/L	5		SW-846 6020A	7/12/13	7/12/13 20:55	AMP

con-test® ANALYTICAL LABORATORY

39 Spruce Street * East Longmeadow, MA 01028 * FAX 413/525-6405 * TEL. 413/525-2332

Project Location: 25 Skinner St, Easthapton, CT 06 Sample Description: Work Order: 13G0389

Date Received: 7/10/2013

Field Sample #: B-208, 2ft Sampled: 7/9/2013 09:35

Sample ID: 13G0389-07

Sample Matrix: Soil

Semivolatile Organic Compounds by GC/MS

Analyte	Results	RL	Units	Dilution	Flag	Method	Date Prepared	Date/Time Analyzed	Analyst
Acenaphthene	ND	0.18	mg/Kg dry	1		SW-846 8270D	7/11/13	7/16/13 16:18	CMR
Acenaphthylene	ND	0.18	mg/Kg dry	1		SW-846 8270D	7/11/13	7/16/13 16:18	CMR
Anthracene	ND	0.18	mg/Kg dry	1		SW-846 8270D	7/11/13	7/16/13 16:18	CMR
Benzo(a)anthracene	ND	0.18	mg/Kg dry	1		SW-846 8270D	7/11/13	7/16/13 16:18	CMR
Benzo(a)pyrene	ND	0.18	mg/Kg dry	1		SW-846 8270D	7/11/13	7/16/13 16:18	CMR
Benzo(b)fluoranthene	ND	0.18	mg/Kg dry	1		SW-846 8270D	7/11/13	7/16/13 16:18	CMR
Benzo(g,h,i)perylene	ND	0.18	mg/Kg dry	1	R-05, V-05	SW-846 8270D	7/11/13	7/16/13 16:18	CMR
Benzo(k)fluoranthene	ND	0.18	mg/Kg dry	1		SW-846 8270D	7/11/13	7/16/13 16:18	CMR
Chrysene	ND	0.18	mg/Kg dry	1		SW-846 8270D	7/11/13	7/16/13 16:18	CMR
Dibenz(a,h)anthracene	ND	0.18	mg/Kg dry	1		SW-846 8270D	7/11/13	7/16/13 16:18	CMR
Fluoranthene	ND	0.18	mg/Kg dry	1		SW-846 8270D	7/11/13	7/16/13 16:18	CMR
Fluorene	ND	0.18	mg/Kg dry	1		SW-846 8270D	7/11/13	7/16/13 16:18	CMR
Indeno(1,2,3-cd)pyrene	ND	0.18	mg/Kg dry	1		SW-846 8270D	7/11/13	7/16/13 16:18	CMR
2-Methylnaphthalene	ND	0.18	mg/Kg dry	1		SW-846 8270D	7/11/13	7/16/13 16:18	CMR
Naphthalene	ND	0.18	mg/Kg dry	1		SW-846 8270D	7/11/13	7/16/13 16:18	CMR
Phenanthrene	ND	0.18	mg/Kg dry	1		SW-846 8270D	7/11/13	7/16/13 16:18	CMR
Pyrene	ND	0.18	mg/Kg dry	1		SW-846 8270D	7/11/13	7/16/13 16:18	CMR

Surrogates	% Recovery	Recovery Limits	Flag	
Nitrobenzene-d5	60.9	30-130		7/16/13 16:18
2-Fluorobiphenyl	71.9	30-130		7/16/13 16:18
p-Terphenyl-d14	82.8	30-130		7/16/13 16:18

39 Spruce Street * East Longmeadow, MA 01028 * FAX 413/525-6405 * TEL. 413/525-2332

Project Location: 25 Skinner St, Easthapton, CT 06 Sample Description: Work Order: 13G0389

Date Received: 7/10/2013

Field Sample #: B-208, 2ft Sampled: 7/9/2013 09:35

Sample ID: 13G0389-07

Sample Matrix: Soil

Petroleum Hydrocarbons Analyses

Analyte	Results	RL	Units	Dilution	Flag	Method	Date Prepared	Date/Time Analyzed	Analyst
CT ETPH	63	54	mg/Kg dry	5		CTDEP ETPH	7/12/13	7/17/13 11:59	SCS

Surrogates	% Recovery	Recovery Limits	Flag	
o-Terphenyl	72.6	50-150		7/17/13 11:59

39 Spruce Street * East Longmeadow, MA 01028 * FAX 413/525-6405 * TEL. 413/525-2332

Project Location: 25 Skinner St, Easthapton, CT 06 Sample Description: Work Order: 13G0389

Date Received: 7/10/2013

Field Sample #: B-208, 2ft Sampled: 7/9/2013 09:35

Sample ID: 13G0389-07

Sample Matrix: Soil

Metals Analyses (Total)

Analyte	Results	RL	Units	Dilution	Flag	Method	Date Prepared	Date/Time Analyzed	Analyst
Antimony	ND	2.5	mg/Kg dry	1		SW-846 6010C	7/11/13	7/12/13 10:45	OP
Arsenic	ND	2.5	mg/Kg dry	1		SW-846 6010C	7/11/13	7/12/13 10:45	OP
Beryllium	ND	0.25	mg/Kg dry	1		SW-846 6010C	7/11/13	7/15/13 17:17	KSH
Cadmium	0.49	0.25	mg/Kg dry	1		SW-846 6010C	7/11/13	7/12/13 10:45	OP
Chromium	25	0.51	mg/Kg dry	1		SW-846 6010C	7/11/13	7/12/13 10:45	OP
Copper	360	0.51	mg/Kg dry	1		SW-846 6010C	7/11/13	7/12/13 10:45	OP
Lead	9.2	0.76	mg/Kg dry	1		SW-846 6010C	7/11/13	7/12/13 10:45	OP
Mercury	ND	0.026	mg/Kg dry	1		SW-846 7471B	7/11/13	7/12/13 14:20	SAJ
Nickel	25	0.51	mg/Kg dry	1		SW-846 6010C	7/11/13	7/12/13 10:45	OP
Selenium	ND	5.1	mg/Kg dry	1		SW-846 6010C	7/11/13	7/12/13 10:45	OP
Silver	ND	0.51	mg/Kg dry	1		SW-846 6010C	7/11/13	7/12/13 10:45	OP
Thallium	ND	2.5	mg/Kg dry	1		SW-846 6010C	7/11/13	7/12/13 10:45	OP
Zinc	51	1.0	mg/Kg dry	1		SW-846 6010C	7/11/13	7/12/13 10:45	OP

con-test® ANALYTICAL LABORATORY

39 Spruce Street * East Longmeadow, MA 01028 * FAX 413/525-6405 * TEL. 413/525-2332

Project Location: 25 Skinner St, Easthapton, CT 06 Sample Description: Work Order: 13G0389

Date Received: 7/10/2013

Field Sample #: B-208, 2ft Sampled: 7/9/2013 09:35

Sample ID: 13G0389-07

Sample Matrix: Soil

Conventional Chemistry Parameters by EPA/APHA/SW-846 Methods (Total)

Analyte	Results	RL	Units	Dilution	Flag	Method	Date Prepared	Date/Time Analyzed	Analyst
% Solids	92.5		% Wt	1		SM 2540G	7/11/13	7/11/13 13:58	MLA

con-test® ANALYTICAL LABORATORY

39 Spruce Street * East Longmeadow, MA 01028 * FAX 413/525-6405 * TEL. 413/525-2332

Project Location: 25 Skinner St, Easthapton, CT 06 Sample Description: Work Order: 13G0389

Date Received: 7/10/2013

Field Sample #: B-208, 2ft Sampled: 7/9/2013 09:35

Sample ID: 13G0389-07

Sample Matrix: Soil

SPLP - Metals Analyses

Analyte	Results	RL	Units	Dilution	Flag	Method	Date Prepared	Date/Time Analyzed	Analyst
Antimony	ND	5.0	µg/L	5		SW-846 6020A	7/12/13	7/12/13 20:59	AMP
Arsenic	ND	2.0	µg/L	5		SW-846 6020A	7/12/13	7/12/13 20:59	AMP
Beryllium	ND	2.0	µg/L	5		SW-846 6020A	7/12/13	7/12/13 20:59	AMP
Cadmium	ND	2.5	µg/L	5		SW-846 6020A	7/12/13	7/12/13 20:59	AMP
Chromium	ND	5.0	µg/L	5		SW-846 6020A	7/12/13	7/12/13 20:59	AMP
Copper	140	25	µg/L	5		SW-846 6020A	7/12/13	7/12/13 20:59	AMP
Lead	ND	5.0	µg/L	5		SW-846 6020A	7/12/13	7/12/13 20:59	AMP
Mercury	ND	0.00010	mg/L	1		SW-846 7470A	7/12/13	7/12/13 13:34	SAJ
Nickel	ND	25	µg/L	5		SW-846 6020A	7/12/13	7/12/13 20:59	AMP
Selenium	ND	25	µg/L	5		SW-846 6020A	7/12/13	7/12/13 20:59	AMP
Silver	ND	2.5	µg/L	5		SW-846 6020A	7/12/13	7/14/13 15:29	AMP
Thallium	ND	1.0	µg/L	5		SW-846 6020A	7/12/13	7/12/13 20:59	AMP
Zinc	ND	50	µg/L	5		SW-846 6020A	7/12/13	7/12/13 20:59	AMP

con-test® ANALYTICAL LABORATORY
39 Spruce Street * East Longmeadow, MA 01028 * FAX 413/525-6405 * TEL. 413/525-2332

Project Location: 25 Skinner St, Easthapton, CT 06 Sample Description: Work Order: 13G0389

Date Received: 7/10/2013

Field Sample #: B-208, 4ft Sampled: 7/9/2013 09:40

Sample ID: 13G0389-08

Sample Matrix: Soil

Semivolatile Organic Compounds by GC/MS

Analyte	Results	RL	Units	Dilution	Flag	Method	Date Prepared	Date/Time Analyzed	Analyst
Acenaphthene	ND	0.20	mg/Kg dry	1		SW-846 8270D	7/11/13	7/17/13 0:44	CMR
Acenaphthylene	ND	0.20	mg/Kg dry	1		SW-846 8270D	7/11/13	7/17/13 0:44	CMR
Anthracene	ND	0.20	mg/Kg dry	1		SW-846 8270D	7/11/13	7/17/13 0:44	CMR
Benzo(a)anthracene	ND	0.20	mg/Kg dry	1		SW-846 8270D	7/11/13	7/17/13 0:44	CMR
Benzo(a)pyrene	0.21	0.20	mg/Kg dry	1		SW-846 8270D	7/11/13	7/17/13 0:44	CMR
Benzo(b)fluoranthene	ND	0.20	mg/Kg dry	1	V-05	SW-846 8270D	7/11/13	7/17/13 0:44	CMR
Benzo(g,h,i)perylene	ND	0.20	mg/Kg dry	1	R-05	SW-846 8270D	7/11/13	7/17/13 0:44	CMR
Benzo(k)fluoranthene	ND	0.20	mg/Kg dry	1		SW-846 8270D	7/11/13	7/17/13 0:44	CMR
Chrysene	ND	0.20	mg/Kg dry	1		SW-846 8270D	7/11/13	7/17/13 0:44	CMR
Dibenz(a,h)anthracene	ND	0.20	mg/Kg dry	1		SW-846 8270D	7/11/13	7/17/13 0:44	CMR
Fluoranthene	ND	0.20	mg/Kg dry	1		SW-846 8270D	7/11/13	7/17/13 0:44	CMR
Fluorene	ND	0.20	mg/Kg dry	1		SW-846 8270D	7/11/13	7/17/13 0:44	CMR
Indeno(1,2,3-cd)pyrene	ND	0.20	mg/Kg dry	1		SW-846 8270D	7/11/13	7/17/13 0:44	CMR
2-Methylnaphthalene	ND	0.20	mg/Kg dry	1		SW-846 8270D	7/11/13	7/17/13 0:44	CMR
Naphthalene	ND	0.20	mg/Kg dry	1		SW-846 8270D	7/11/13	7/17/13 0:44	CMR
Phenanthrene	ND	0.20	mg/Kg dry	1		SW-846 8270D	7/11/13	7/17/13 0:44	CMR
Pyrene	ND	0.20	mg/Kg dry	1		SW-846 8270D	7/11/13	7/17/13 0:44	CMR

Surrogates	% Recovery	Recovery Limits	Flag	
Nitrobenzene-d5	72.3	30-130		7/17/13 0:44
2-Fluorobiphenyl	67.3	30-130		7/17/13 0:44
p-Terphenyl-d14	87.0	30-130		7/17/13 0:44

39 Spruce Street * East Longmeadow, MA 01028 * FAX 413/525-6405 * TEL. 413/525-2332

Project Location: 25 Skinner St, Easthapton, CT 06 Sample Description: Work Order: 13G0389

Date Received: 7/10/2013

Field Sample #: B-208, 4ft Sampled: 7/9/2013 09:40

Sample ID: 13G0389-08

Sample Matrix: Soil

Petroleum Hydrocarbons Analyses

Analyte	Results	RL	Units	Dilution	Flag	Method	Date Prepared	Date/Time Analyzed	Analyst
CT ETPH	ND	12	mg/Kg dry	1		CTDEP ETPH	7/12/13	7/15/13 18:40	SCS

Surrogates	% Recovery	Recovery Limits	Flag	
o-Terphenyl	62.9	50-150		7/15/13 18:40

con-test® ANALYTICAL LABORATORY

39 Spruce Street * East Longmeadow, MA 01028 * FAX 413/525-6405 * TEL. 413/525-2332

Project Location: 25 Skinner St, Easthapton, CT 06 Sample Description: Work Order: 13G0389

Date Received: 7/10/2013

Field Sample #: B-208, 4ft Sampled: 7/9/2013 09:40

Sample ID: 13G0389-08

Sample Matrix: Soil

Metals Analyses (Total)

Analyte	Results	RL	Units	Dilution	Flag	Method	Date Prepared	Date/Time Analyzed	Analyst
Antimony	ND	2.9	mg/Kg dry	1		SW-846 6010C	7/11/13	7/12/13 10:50	OP
Arsenic	ND	2.9	mg/Kg dry	1		SW-846 6010C	7/11/13	7/12/13 10:50	OP
Beryllium	ND	0.29	mg/Kg dry	1		SW-846 6010C	7/11/13	7/15/13 17:38	KSH
Cadmium	0.39	0.29	mg/Kg dry	1		SW-846 6010C	7/11/13	7/12/13 10:50	OP
Chromium	18	0.58	mg/Kg dry	1		SW-846 6010C	7/11/13	7/12/13 10:50	OP
Copper	8.2	0.58	mg/Kg dry	1		SW-846 6010C	7/11/13	7/12/13 10:50	OP
Lead	1.5	0.87	mg/Kg dry	1		SW-846 6010C	7/11/13	7/12/13 10:50	OP
Mercury	ND	0.029	mg/Kg dry	1		SW-846 7471B	7/11/13	7/12/13 14:21	SAJ
Nickel	15	0.58	mg/Kg dry	1		SW-846 6010C	7/11/13	7/12/13 10:50	OP
Selenium	ND	5.8	mg/Kg dry	1		SW-846 6010C	7/11/13	7/12/13 10:50	OP
Silver	ND	0.58	mg/Kg dry	1		SW-846 6010C	7/11/13	7/12/13 10:50	OP
Thallium	ND	2.9	mg/Kg dry	1		SW-846 6010C	7/11/13	7/12/13 10:50	OP
Zinc	44	1.2	mg/Kg dry	1		SW-846 6010C	7/11/13	7/12/13 10:50	OP

39 Spruce Street * East Longmeadow, MA 01028 * FAX 413/525-6405 * TEL. 413/525-2332

Project Location: 25 Skinner St, Easthapton, CT 06 Sample Description: Work Order: 13G0389

Date Received: 7/10/2013

Field Sample #: B-208, 4ft Sampled: 7/9/2013 09:40

Sample ID: 13G0389-08

Sample Matrix: Soil

Conventional Chemistry Parameters by EPA/APHA/SW-846 Methods (Total)

Analyte	Results	RL	Units	Dilution	Flag	Method	Date Prepared	Date/Time Analyzed	Analyst
% Solids	86.0		% Wt	1		SM 2540G	7/11/13	7/11/13 13:58	MLA

con-test® ANALYTICAL LABORATORY

39 Spruce Street * East Longmeadow, MA 01028 * FAX 413/525-6405 * TEL. 413/525-2332

Project Location: 25 Skinner St, Easthapton, CT 06 Sample Description: Work Order: 13G0389

Date Received: 7/10/2013

Field Sample #: B-208, 4ft Sampled: 7/9/2013 09:40

Sample ID: 13G0389-08

Sample Matrix: Soil

SPLP - Metals Analyses

Analyte	Results	RL	Units	Dilution	Flag	Method	Date Prepared	Date/Time Analyzed	Analyst
Antimony	ND	5.0	µg/L	5		SW-846 6020A	7/12/13	7/12/13 21:03	AMP
Arsenic	3.5	2.0	µg/L	5		SW-846 6020A	7/12/13	7/12/13 21:03	AMP
Beryllium	ND	2.0	µg/L	5		SW-846 6020A	7/12/13	7/12/13 21:03	AMP
Cadmium	ND	2.5	µg/L	5		SW-846 6020A	7/12/13	7/12/13 21:03	AMP
Chromium	ND	5.0	µg/L	5		SW-846 6020A	7/12/13	7/12/13 21:03	AMP
Copper	ND	25	µg/L	5		SW-846 6020A	7/12/13	7/12/13 21:03	AMP
Lead	ND	5.0	µg/L	5		SW-846 6020A	7/12/13	7/12/13 21:03	AMP
Mercury	ND	0.00010	mg/L	1		SW-846 7470A	7/12/13	7/12/13 13:36	SAJ
Nickel	ND	25	µg/L	5		SW-846 6020A	7/12/13	7/12/13 21:03	AMP
Selenium	ND	25	µg/L	5		SW-846 6020A	7/12/13	7/12/13 21:03	AMP
Silver	ND	2.5	µg/L	5		SW-846 6020A	7/12/13	7/14/13 15:32	AMP
Thallium	ND	1.0	µg/L	5		SW-846 6020A	7/12/13	7/12/13 21:03	AMP
Zinc	ND	50	µg/L	5		SW-846 6020A	7/12/13	7/12/13 21:03	AMP

con-test® ANALYTICAL LABORATORY

39 Spruce Street * East Longmeadow, MA 01028 * FAX 413/525-6405 * TEL. 413/525-2332

Project Location: 25 Skinner St, Easthapton, CT 06 Sample Description: Work Order: 13G0389

Date Received: 7/10/2013

Field Sample #: B-208, 6ft Sampled: 7/9/2013 09:45

Sample ID: 13G0389-09

Sample Matrix: Soil

Semivolatile Organic Compounds by GC/MS

Analyte	Results	RL	Units	Dilution	Flag	Method	Date Prepared	Date/Time Analyzed	Analyst
Acenaphthene	ND	0.19	mg/Kg dry	1		SW-846 8270D	7/11/13	7/17/13 1:19	CMR
Acenaphthylene	ND	0.19	mg/Kg dry	1		SW-846 8270D	7/11/13	7/17/13 1:19	CMR
Anthracene	ND	0.19	mg/Kg dry	1		SW-846 8270D	7/11/13	7/17/13 1:19	CMR
Benzo(a)anthracene	ND	0.19	mg/Kg dry	1		SW-846 8270D	7/11/13	7/17/13 1:19	CMR
Benzo(a)pyrene	ND	0.19	mg/Kg dry	1		SW-846 8270D	7/11/13	7/17/13 1:19	CMR
Benzo(b)fluoranthene	ND	0.19	mg/Kg dry	1	V-05	SW-846 8270D	7/11/13	7/17/13 1:19	CMR
Benzo(g,h,i)perylene	ND	0.19	mg/Kg dry	1	R-05	SW-846 8270D	7/11/13	7/17/13 1:19	CMR
Benzo(k)fluoranthene	ND	0.19	mg/Kg dry	1		SW-846 8270D	7/11/13	7/17/13 1:19	CMR
Chrysene	ND	0.19	mg/Kg dry	1		SW-846 8270D	7/11/13	7/17/13 1:19	CMR
Dibenz(a,h)anthracene	ND	0.19	mg/Kg dry	1		SW-846 8270D	7/11/13	7/17/13 1:19	CMR
Fluoranthene	ND	0.19	mg/Kg dry	1		SW-846 8270D	7/11/13	7/17/13 1:19	CMR
Fluorene	ND	0.19	mg/Kg dry	1		SW-846 8270D	7/11/13	7/17/13 1:19	CMR
Indeno(1,2,3-cd)pyrene	ND	0.19	mg/Kg dry	1		SW-846 8270D	7/11/13	7/17/13 1:19	CMR
2-Methylnaphthalene	ND	0.19	mg/Kg dry	1		SW-846 8270D	7/11/13	7/17/13 1:19	CMR
Naphthalene	ND	0.19	mg/Kg dry	1		SW-846 8270D	7/11/13	7/17/13 1:19	CMR
Phenanthrene	ND	0.19	mg/Kg dry	1		SW-846 8270D	7/11/13	7/17/13 1:19	CMR
Pyrene	ND	0.19	mg/Kg dry	1		SW-846 8270D	7/11/13	7/17/13 1:19	CMR

Surrogates	% Recovery	Recovery Limits	Flag	
Nitrobenzene-d5	73.0	30-130		7/17/13 1:19
2-Fluorobiphenyl	68.3	30-130		7/17/13 1:19
p-Terphenyl-d14	87.9	30-130		7/17/13 1:19

39 Spruce Street * East Longmeadow, MA 01028 * FAX 413/525-6405 * TEL. 413/525-2332

Project Location: 25 Skinner St, Easthapton, CT 06 Sample Description: Work Order: 13G0389

Date Received: 7/10/2013

Field Sample #: B-208, 6ft Sampled: 7/9/2013 09:45

Sample ID: 13G0389-09

Sample Matrix: Soil

Petroleum Hydrocarbons Analyses

Analyte	Results	RL	Units	Dilution	Flag	Method	Date Prepared	Date/Time Analyzed	Analyst
CT ETPH	ND	11	mg/Kg dry	1		CTDEP ETPH	7/12/13	7/15/13 18:59	SCS

Surrogates	% Recovery	Recovery Limits	Flag	
o-Terphenyl	75.8	50-150		7/15/13 18:59

con-test® ANALYTICAL LABORATORY

39 Spruce Street * East Longmeadow, MA 01028 * FAX 413/525-6405 * TEL. 413/525-2332

Project Location: 25 Skinner St, Easthapton, CT 06 Sample Description: Work Order: 13G0389

Date Received: 7/10/2013

Field Sample #: B-208, 6ft Sampled: 7/9/2013 09:45

Sample ID: 13G0389-09

Sample Matrix: Soil

Metals Analyses (Total)

Analyte	Results	RL	Units	Dilution	Flag	Method	Date Prepared	Date/Time Analyzed	Analyst
Antimony	ND	2.8	mg/Kg dry	1		SW-846 6010C	7/11/13	7/12/13 10:54	OP
Arsenic	ND	2.8	mg/Kg dry	1		SW-846 6010C	7/11/13	7/12/13 10:54	OP
Beryllium	ND	0.28	mg/Kg dry	1		SW-846 6010C	7/11/13	7/15/13 17:43	KSH
Cadmium	ND	0.28	mg/Kg dry	1		SW-846 6010C	7/11/13	7/12/13 10:54	OP
Chromium	7.5	0.56	mg/Kg dry	1		SW-846 6010C	7/11/13	7/12/13 10:54	OP
Copper	39	0.56	mg/Kg dry	1		SW-846 6010C	7/11/13	7/12/13 10:54	OP
Lead	4.9	0.84	mg/Kg dry	1		SW-846 6010C	7/11/13	7/12/13 10:54	OP
Mercury	ND	0.028	mg/Kg dry	1		SW-846 7471B	7/11/13	7/12/13 14:23	SAJ
Nickel	13	0.56	mg/Kg dry	1		SW-846 6010C	7/11/13	7/12/13 10:54	OP
Selenium	ND	5.6	mg/Kg dry	1		SW-846 6010C	7/11/13	7/12/13 10:54	OP
Silver	ND	0.56	mg/Kg dry	1		SW-846 6010C	7/11/13	7/12/13 10:54	OP
Thallium	ND	2.8	mg/Kg dry	1		SW-846 6010C	7/11/13	7/12/13 10:54	OP
Zinc	36	1.1	mg/Kg dry	1		SW-846 6010C	7/11/13	7/12/13 10:54	OP

39 Spruce Street * East Longmeadow, MA 01028 * FAX 413/525-6405 * TEL. 413/525-2332

Project Location: 25 Skinner St, Easthapton, CT 06 Sample Description: Work Order: 13G0389

Date Received: 7/10/2013

Field Sample #: B-208, 6ft Sampled: 7/9/2013 09:45

Sample ID: 13G0389-09

Sample Matrix: Soil

Conventional Chemistry Parameters by EPA/APHA/SW-846 Methods (Total)

Analyte	Results	RL	Units	Dilution	Flag	Method	Date Prepared	Date/Time Analyzed	Analyst
% Solids	88.3		% Wt	1		SM 2540G	7/11/13	7/11/13 13:58	MLA

con-test® ANALYTICAL LABORATORY

39 Spruce Street * East Longmeadow, MA 01028 * FAX 413/525-6405 * TEL. 413/525-2332

Project Location: 25 Skinner St, Easthapton, CT 06 Sample Description: Work Order: 13G0389

Date Received: 7/10/2013

Field Sample #: B-208, 6ft Sampled: 7/9/2013 09:45

Sample ID: 13G0389-09

Sample Matrix: Soil

SPLP - Metals Analyses

Analyte	Results	RL	Units	Dilution	Flag	Method	Date Prepared	Date/Time Analyzed	Analyst
Antimony	ND	5.0	µg/L	5		SW-846 6020A	7/12/13	7/12/13 21:06	AMP
Arsenic	ND	2.0	µg/L	5		SW-846 6020A	7/12/13	7/12/13 21:06	AMP
Beryllium	ND	2.0	µg/L	5		SW-846 6020A	7/12/13	7/12/13 21:06	AMP
Cadmium	ND	2.5	µg/L	5		SW-846 6020A	7/12/13	7/12/13 21:06	AMP
Chromium	ND	5.0	µg/L	5		SW-846 6020A	7/12/13	7/12/13 21:06	AMP
Copper	ND	25	µg/L	5		SW-846 6020A	7/12/13	7/12/13 21:06	AMP
Lead	ND	5.0	µg/L	5		SW-846 6020A	7/12/13	7/12/13 21:06	AMP
Mercury	ND	0.00010	mg/L	1		SW-846 7470A	7/12/13	7/12/13 13:37	SAJ
Nickel	ND	25	µg/L	5		SW-846 6020A	7/12/13	7/12/13 21:06	AMP
Selenium	ND	25	µg/L	5		SW-846 6020A	7/12/13	7/12/13 21:06	AMP
Silver	ND	2.5	µg/L	5		SW-846 6020A	7/12/13	7/14/13 17:47	AMP
Thallium	ND	1.0	µg/L	5		SW-846 6020A	7/12/13	7/12/13 21:06	AMP
Zinc	ND	50	µg/L	5		SW-846 6020A	7/12/13	7/12/13 21:06	AMP

con-test® ANALYTICAL LABORATORY

39 Spruce Street * East Longmeadow, MA 01028 * FAX 413/525-6405 * TEL. 413/525-2332

Project Location: 25 Skinner St, Easthapton, CT 06 Sample Description: Work Order: 13G0389

Date Received: 7/10/2013

Field Sample #: B-205, 2ft Sampled: 7/9/2013 09:50

Sample ID: 13G0389-10

Sample Matrix: Soil

Semivolatile Organic Compounds by GC/MS

Analyte	Results	RL	Units	Dilution	Flag	Method	Date Prepared	Date/Time Analyzed	Analyst
Acenaphthene	ND	0.22	mg/Kg dry	1		SW-846 8270D	7/11/13	7/16/13 16:52	CMR
Acenaphthylene	ND	0.22	mg/Kg dry	1		SW-846 8270D	7/11/13	7/16/13 16:52	CMR
Anthracene	ND	0.22	mg/Kg dry	1		SW-846 8270D	7/11/13	7/16/13 16:52	CMR
Benzo(a)anthracene	0.65	0.22	mg/Kg dry	1		SW-846 8270D	7/11/13	7/16/13 16:52	CMR
Benzo(a)pyrene	0.63	0.22	mg/Kg dry	1		SW-846 8270D	7/11/13	7/16/13 16:52	CMR
Benzo(b)fluoranthene	0.84	0.22	mg/Kg dry	1		SW-846 8270D	7/11/13	7/16/13 16:52	CMR
Benzo(g,h,i)perylene	0.36	0.22	mg/Kg dry	1	R-05, V-05	SW-846 8270D	7/11/13	7/16/13 16:52	CMR
Benzo(k)fluoranthene	0.28	0.22	mg/Kg dry	1		SW-846 8270D	7/11/13	7/16/13 16:52	CMR
Chrysene	0.66	0.22	mg/Kg dry	1		SW-846 8270D	7/11/13	7/16/13 16:52	CMR
Dibenz(a,h)anthracene	ND	0.22	mg/Kg dry	1		SW-846 8270D	7/11/13	7/16/13 16:52	CMR
Fluoranthene	1.4	0.22	mg/Kg dry	1		SW-846 8270D	7/11/13	7/16/13 16:52	CMR
Fluorene	ND	0.22	mg/Kg dry	1		SW-846 8270D	7/11/13	7/16/13 16:52	CMR
Indeno(1,2,3-cd)pyrene	0.44	0.22	mg/Kg dry	1		SW-846 8270D	7/11/13	7/16/13 16:52	CMR
2-Methylnaphthalene	ND	0.22	mg/Kg dry	1		SW-846 8270D	7/11/13	7/16/13 16:52	CMR
Naphthalene	ND	0.22	mg/Kg dry	1		SW-846 8270D	7/11/13	7/16/13 16:52	CMR
Phenanthrene	0.98	0.22	mg/Kg dry	1		SW-846 8270D	7/11/13	7/16/13 16:52	CMR
Pyrene	1.3	0.22	mg/Kg dry	1		SW-846 8270D	7/11/13	7/16/13 16:52	CMR

Surrogates	% Recovery	Recovery Limits	Flag	
Nitrobenzene-d5	50.2	30-130		7/16/13 16:52
2-Fluorobiphenyl	53.0	30-130		7/16/13 16:52
p-Terphenyl-d14	64.0	30-130		7/16/13 16:52

39 Spruce Street * East Longmeadow, MA 01028 * FAX 413/525-6405 * TEL. 413/525-2332

Project Location: 25 Skinner St, Easthapton, CT 06 Sample Description: Work Order: 13G0389

Date Received: 7/10/2013

Field Sample #: B-205, 2ft Sampled: 7/9/2013 09:50

Sample ID: 13G0389-10

Sample Matrix: Soil

Petroleum Hydrocarbons Analyses

Analyte	Results	RL	Units	Dilution	Flag	Method	Date Prepared	Date/Time Analyzed	Analyst
CT ETPH	200	64	mg/Kg dry	5		CTDEP ETPH	7/12/13	7/17/13 12:42	SCS

Surrogates	% Recovery	Recovery Limits	Flag	
o-Terphenyl	70.2	50-150		7/17/13 12:42

con-test® ANALYTICAL LABORATORY

39 Spruce Street * East Longmeadow, MA 01028 * FAX 413/525-6405 * TEL. 413/525-2332

Project Location: 25 Skinner St, Easthapton, CT 06 Sample Description: Work Order: 13G0389

Date Received: 7/10/2013

Field Sample #: B-205, 2ft Sampled: 7/9/2013 09:50

Sample ID: 13G0389-10

Sample Matrix: Soil

Metals Analyses (Total)

Analyte	Results	RL	Units	Dilution	Flag	Method	Date Prepared	Date/Time Analyzed	Analyst
Antimony	ND	3.1	mg/Kg dry	1		SW-846 6010C	7/11/13	7/12/13 11:00	OP
Arsenic	4.6	3.1	mg/Kg dry	1		SW-846 6010C	7/11/13	7/12/13 11:00	OP
Beryllium	ND	0.31	mg/Kg dry	1		SW-846 6010C	7/11/13	7/12/13 11:00	OP
Cadmium	0.87	0.31	mg/Kg dry	1		SW-846 6010C	7/11/13	7/12/13 11:00	OP
Chromium	15	0.63	mg/Kg dry	1		SW-846 6010C	7/11/13	7/12/13 11:00	OP
Copper	690	0.63	mg/Kg dry	1		SW-846 6010C	7/11/13	7/12/13 11:00	OP
Lead	72	0.94	mg/Kg dry	1		SW-846 6010C	7/11/13	7/12/13 11:00	OP
Mercury	0.096	0.031	mg/Kg dry	1		SW-846 7471B	7/11/13	7/12/13 14:25	SAJ
Nickel	400	0.63	mg/Kg dry	1		SW-846 6010C	7/11/13	7/12/13 11:00	OP
Selenium	ND	6.3	mg/Kg dry	1		SW-846 6010C	7/11/13	7/12/13 11:00	OP
Silver	ND	0.63	mg/Kg dry	1		SW-846 6010C	7/11/13	7/12/13 11:00	OP
Thallium	ND	3.1	mg/Kg dry	1		SW-846 6010C	7/11/13	7/12/13 11:00	OP
Zinc	210	1.3	mg/Kg dry	1		SW-846 6010C	7/11/13	7/12/13 11:00	OP

39 Spruce Street * East Longmeadow, MA 01028 * FAX 413/525-6405 * TEL. 413/525-2332

Project Location: 25 Skinner St, Easthapton, CT 06 Sample Description: Work Order: 13G0389

Date Received: 7/10/2013

Field Sample #: B-205, 2ft Sampled: 7/9/2013 09:50

Sample ID: 13G0389-10

Sample Matrix: Soil

Conventional Chemistry Parameters by EPA/APHA/SW-846 Methods (Total)

Analyte	Results	RL	Units	Dilution	Flag	Method	Date Prepared	Date/Time Analyzed	Analyst
% Solids	78.6		% Wt	1		SM 2540G	7/11/13	7/11/13 13:58	MLA

con-test® ANALYTICAL LABORATORY

39 Spruce Street * East Longmeadow, MA 01028 * FAX 413/525-6405 * TEL. 413/525-2332

Project Location: 25 Skinner St, Easthapton, CT 06 Sample Description: Work Order: 13G0389

Date Received: 7/10/2013

Field Sample #: B-205, 2ft Sampled: 7/9/2013 09:50

Sample ID: 13G0389-10

Sample Matrix: Soil

SPLP - Metals Analyses

Analyte	Results	RL	Units	Dilution	Flag	Method	Date Prepared	Date/Time Analyzed	Analyst
Antimony	ND	5.0	µg/L	5		SW-846 6020A	7/12/13	7/12/13 21:10	AMP
Arsenic	7.5	2.0	µg/L	5		SW-846 6020A	7/12/13	7/12/13 21:10	AMP
Beryllium	ND	2.0	µg/L	5		SW-846 6020A	7/12/13	7/12/13 21:10	AMP
Cadmium	ND	2.5	µg/L	5		SW-846 6020A	7/12/13	7/12/13 21:10	AMP
Chromium	ND	5.0	µg/L	5		SW-846 6020A	7/12/13	7/12/13 21:10	AMP
Copper	1700	25	µg/L	5		SW-846 6020A	7/12/13	7/12/13 21:10	AMP
Lead	55	5.0	µg/L	5		SW-846 6020A	7/12/13	7/12/13 21:10	AMP
Mercury	ND	0.00010	mg/L	1		SW-846 7470A	7/12/13	7/12/13 13:39	SAJ
Nickel	2400	25	µg/L	5		SW-846 6020A	7/12/13	7/12/13 21:10	AMP
Selenium	ND	25	µg/L	5		SW-846 6020A	7/12/13	7/12/13 21:10	AMP
Silver	ND	2.5	µg/L	5		SW-846 6020A	7/12/13	7/14/13 17:51	AMP
Thallium	ND	1.0	µg/L	5		SW-846 6020A	7/12/13	7/12/13 21:10	AMP
Zinc	640	50	µg/L	5		SW-846 6020A	7/12/13	7/12/13 21:10	AMP

con-test® ANALYTICAL LABORATORY

39 Spruce Street * East Longmeadow, MA 01028 * FAX 413/525-6405 * TEL. 413/525-2332

Project Location: 25 Skinner St, Easthapton, CT 06 Sample Description: Work Order: 13G0389

Date Received: 7/10/2013

Field Sample #: B-205, 6ft Sampled: 7/9/2013 09:55

Sample ID: 13G0389-11

Sample Matrix: Soil

Semivolatile Organic Compounds by GC/MS

Analyte	Results	RL	Units	Dilution	Flag	Method	Date Prepared	Date/Time Analyzed	Analyst
Acenaphthene	ND	0.20	mg/Kg dry	1		SW-846 8270D	7/11/13	7/17/13 1:53	CMR
Acenaphthylene	ND	0.20	mg/Kg dry	1		SW-846 8270D	7/11/13	7/17/13 1:53	CMR
Anthracene	ND	0.20	mg/Kg dry	1		SW-846 8270D	7/11/13	7/17/13 1:53	CMR
Benzo(a)anthracene	ND	0.20	mg/Kg dry	1		SW-846 8270D	7/11/13	7/17/13 1:53	CMR
Benzo(a)pyrene	ND	0.20	mg/Kg dry	1		SW-846 8270D	7/11/13	7/17/13 1:53	CMR
Benzo(b)fluoranthene	ND	0.20	mg/Kg dry	1	V-05	SW-846 8270D	7/11/13	7/17/13 1:53	CMR
Benzo(g,h,i)perylene	ND	0.20	mg/Kg dry	1	R-05	SW-846 8270D	7/11/13	7/17/13 1:53	CMR
Benzo(k)fluoranthene	ND	0.20	mg/Kg dry	1		SW-846 8270D	7/11/13	7/17/13 1:53	CMR
Chrysene	ND	0.20	mg/Kg dry	1		SW-846 8270D	7/11/13	7/17/13 1:53	CMR
Dibenz(a,h)anthracene	ND	0.20	mg/Kg dry	1		SW-846 8270D	7/11/13	7/17/13 1:53	CMR
Fluoranthene	ND	0.20	mg/Kg dry	1		SW-846 8270D	7/11/13	7/17/13 1:53	CMR
Fluorene	ND	0.20	mg/Kg dry	1		SW-846 8270D	7/11/13	7/17/13 1:53	CMR
Indeno(1,2,3-cd)pyrene	ND	0.20	mg/Kg dry	1		SW-846 8270D	7/11/13	7/17/13 1:53	CMR
2-Methylnaphthalene	ND	0.20	mg/Kg dry	1		SW-846 8270D	7/11/13	7/17/13 1:53	CMR
Naphthalene	ND	0.20	mg/Kg dry	1		SW-846 8270D	7/11/13	7/17/13 1:53	CMR
Phenanthrene	ND	0.20	mg/Kg dry	1		SW-846 8270D	7/11/13	7/17/13 1:53	CMR
Pyrene	ND	0.20	mg/Kg dry	1		SW-846 8270D	7/11/13	7/17/13 1:53	CMR

Surrogates	% Recovery	Recovery Limits	Flag	
Nitrobenzene-d5	69.9	30-130		7/17/13 1:53
2-Fluorobiphenyl	64.7	30-130		7/17/13 1:53
p-Terphenyl-d14	87.6	30-130		7/17/13 1:53

39 Spruce Street * East Longmeadow, MA 01028 * FAX 413/525-6405 * TEL. 413/525-2332

Project Location: 25 Skinner St, Easthapton, CT 06 Sample Description: Work Order: 13G0389

Date Received: 7/10/2013

Field Sample #: B-205, 6ft Sampled: 7/9/2013 09:55

Sample ID: 13G0389-11

Sample Matrix: Soil

Petroleum Hydrocarbons Analyses

Analyte	Results	RL	Units	Dilution	Flag	Method	Date Prepared	Date/Time Analyzed	Analyst
CT ETPH	ND	12	mg/Kg dry	1		CTDEP ETPH	7/12/13	7/15/13 19:17	SCS

Surrogates	% Recovery	Recovery Limits	Flag	
o-Terphenyl	80.1	50-150		7/15/13 19:17

con-test® ANALYTICAL LABORATORY

39 Spruce Street * East Longmeadow, MA 01028 * FAX 413/525-6405 * TEL. 413/525-2332

Project Location: 25 Skinner St, Easthapton, CT 06 Sample Description: Work Order: 13G0389

Date Received: 7/10/2013

Field Sample #: B-205, 6ft Sampled: 7/9/2013 09:55

Sample ID: 13G0389-11

Sample Matrix: Soil

Metals Analyses (Total)

Analyte	Results	RL	Units	Dilution	Flag	Method	Date Prepared	Date/Time Analyzed	Analyst
Antimony	ND	2.9	mg/Kg dry	1		SW-846 6010C	7/11/13	7/12/13 12:13	OP
Arsenic	5.8	2.9	mg/Kg dry	1		SW-846 6010C	7/11/13	7/12/13 12:13	OP
Beryllium	ND	0.29	mg/Kg dry	1		SW-846 6010C	7/11/13	7/12/13 12:13	OP
Cadmium	0.70	0.29	mg/Kg dry	1		SW-846 6010C	7/11/13	7/12/13 12:13	OP
Chromium	8.0	0.58	mg/Kg dry	1		SW-846 6010C	7/11/13	7/12/13 12:13	OP
Copper	33	0.58	mg/Kg dry	1		SW-846 6010C	7/11/13	7/12/13 12:13	OP
Lead	13	0.86	mg/Kg dry	1		SW-846 6010C	7/11/13	7/12/13 12:13	OP
Mercury	ND	0.028	mg/Kg dry	1		SW-846 7471B	7/11/13	7/12/13 14:30	SAJ
Nickel	12	0.58	mg/Kg dry	1		SW-846 6010C	7/11/13	7/12/13 12:13	OP
Selenium	ND	5.8	mg/Kg dry	1		SW-846 6010C	7/11/13	7/12/13 12:13	OP
Silver	ND	0.58	mg/Kg dry	1		SW-846 6010C	7/11/13	7/12/13 12:13	OP
Thallium	ND	2.9	mg/Kg dry	1		SW-846 6010C	7/11/13	7/12/13 12:13	OP
Zinc	51	1.2	mg/Kg dry	1		SW-846 6010C	7/11/13	7/12/13 12:13	OP

39 Spruce Street * East Longmeadow, MA 01028 * FAX 413/525-6405 * TEL. 413/525-2332

Project Location: 25 Skinner St, Easthapton, CT 06 Sample Description: Work Order: 13G0389

Date Received: 7/10/2013

Field Sample #: B-205, 6ft Sampled: 7/9/2013 09:55

Sample ID: 13G0389-11

Sample Matrix: Soil

Conventional Chemistry Parameters by EPA/APHA/SW-846 Methods (Total)

Analyte	Results	RL	Units	Dilution	Flag	Method	Date Prepared	Date/Time Analyzed	Analyst
% Solids	86.7		% Wt	1		SM 2540G	7/11/13	7/11/13 13:58	MLA

con-test® ANALYTICAL LABORATORY

39 Spruce Street * East Longmeadow, MA 01028 * FAX 413/525-6405 * TEL. 413/525-2332

Project Location: 25 Skinner St, Easthapton, CT 06 Sample Description: Work Order: 13G0389

Date Received: 7/10/2013

Field Sample #: B-205, 6ft Sampled: 7/9/2013 09:55

Sample ID: 13G0389-11

Sample Matrix: Soil

SPLP - Metals Analyses

Analyte	Results	RL	Units	Dilution	Flag	Method	Date Prepared	Date/Time Analyzed	Analyst
Antimony	ND	5.0	µg/L	5		SW-846 6020A	7/12/13	7/12/13 21:13	AMP
Arsenic	2.8	2.0	µg/L	5		SW-846 6020A	7/12/13	7/12/13 21:13	AMP
Beryllium	ND	2.0	µg/L	5		SW-846 6020A	7/12/13	7/12/13 21:13	AMP
Cadmium	ND	2.5	µg/L	5		SW-846 6020A	7/12/13	7/12/13 21:13	AMP
Chromium	ND	5.0	µg/L	5		SW-846 6020A	7/12/13	7/12/13 21:13	AMP
Copper	ND	25	µg/L	5		SW-846 6020A	7/12/13	7/12/13 21:13	AMP
Lead	ND	5.0	µg/L	5		SW-846 6020A	7/12/13	7/12/13 21:13	AMP
Mercury	ND	0.00010	mg/L	1		SW-846 7470A	7/12/13	7/12/13 13:41	SAJ
Nickel	ND	25	µg/L	5		SW-846 6020A	7/12/13	7/12/13 21:13	AMP
Selenium	ND	25	µg/L	5		SW-846 6020A	7/12/13	7/12/13 21:13	AMP
Silver	ND	2.5	µg/L	5		SW-846 6020A	7/12/13	7/14/13 17:54	AMP
Thallium	ND	1.0	µg/L	5		SW-846 6020A	7/12/13	7/12/13 21:13	AMP
Zinc	170	50	µg/L	5		SW-846 6020A	7/12/13	7/12/13 21:13	AMP

39 Spruce Street * East Longmeadow, MA 01028 * FAX 413/525-6405 * TEL. 413/525-2332

Project Location: 25 Skinner St, Easthapton, CT 06 Sample Description: Work Order: 13G0389

Date Received: 7/10/2013

Field Sample #: B-203, 2ft Sampled: 7/9/2013 12:15

Sample ID: 13G0389-12

Sample Matrix: Soil

Petroleum Hydrocarbons Analyses

Analyte	Results	RL	Units	Dilution	Flag	Method	Date Prepared	Date/Time Analyzed	Analyst
CT ETPH	370	58	mg/Kg dry	5		CTDEP ETPH	7/12/13	7/17/13 11:59	SCS

Surrogates	% Recovery	Recovery Limits	Flag	
o-Terphenyl	94.0	50-150		7/17/13 11:59

39 Spruce Street * East Longmeadow, MA 01028 * FAX 413/525-6405 * TEL. 413/525-2332

Project Location: 25 Skinner St, Easthapton, CT 06 Sample Description: Work Order: 13G0389

Date Received: 7/10/2013

Field Sample #: B-203, 2ft Sampled: 7/9/2013 12:15

Sample ID: 13G0389-12

Sample Matrix: Soil

Metals Analyses (Total)

Analyte	Results	RL	Units	Dilution	Flag	Method	Date Prepared	Date/Time Analyzed	Analyst
Arsenic	6.0	2.8	mg/Kg dry	1		SW-846 6010C	7/11/13	7/12/13 12:19	OP
Barium	78	2.8	mg/Kg dry	1		SW-846 6010C	7/11/13	7/12/13 12:19	OP

39 Spruce Street * East Longmeadow, MA 01028 * FAX 413/525-6405 * TEL. 413/525-2332

Project Location: 25 Skinner St, Easthapton, CT 06 Sample Description: Work Order: 13G0389

Date Received: 7/10/2013

Field Sample #: B-203, 2ft Sampled: 7/9/2013 12:15

Sample ID: 13G0389-12

Sample Matrix: Soil

Conventional Chemistry Parameters by EPA/APHA/SW-846 Methods (Total)

Analyte	Results	RL	Units	Dilution	Flag	Method	Date Prepared	Date/Time Analyzed	Analyst
% Solids	86.5		% Wt	1		SM 2540G	7/13/13	7/15/13 8:13	MLA

39 Spruce Street * East Longmeadow, MA 01028 * FAX 413/525-6405 * TEL. 413/525-2332

Project Location: 25 Skinner St, Easthapton, CT 06 Sample Description: Work Order: 13G0389

Date Received: 7/10/2013

Field Sample #: B-203, 2ft Sampled: 7/9/2013 12:15

Sample ID: 13G0389-12

Sample Matrix: Soil

SPLP - Metals Analyses

Analyte	Results	RL	Units	Dilution	Flag	Method	Date Prepared	Date/Time Analyzed	Analyst
Arsenic	3.6	2.0	µg/L	5		SW-846 6020A	7/16/13	7/17/13 13:56	KSH
Barium	99	50	µg/L	5		SW-846 6020A	7/16/13	7/17/13 13:56	KSH

39 Spruce Street * East Longmeadow, MA 01028 * FAX 413/525-6405 * TEL. 413/525-2332

Project Location: 25 Skinner St, Easthapton, CT 06 Sample Description: Work Order: 13G0389

Date Received: 7/10/2013

Field Sample #: B-203, 6ft Sampled: 7/9/2013 12:20

Sample ID: 13G0389-13

Sample Matrix: Soil

Petroleum Hydrocarbons Analyses

Analyte	Results	RL	Units	Dilution	Flag	Method	Date Prepared	Date/Time Analyzed	Analyst
CT ETPH	ND	11	mg/Kg dry	1		CTDEP ETPH	7/12/13	7/15/13 19:35	SCS

Surrogates	% Recovery	Recovery Limits	Flag	
o-Terphenyl	75.4	50-150		7/15/13 19:35

39 Spruce Street * East Longmeadow, MA 01028 * FAX 413/525-6405 * TEL. 413/525-2332

Project Location: 25 Skinner St, Easthapton, CT 06 Sample Description: Work Order: 13G0389

Date Received: 7/10/2013

Field Sample #: B-203, 6ft Sampled: 7/9/2013 12:20

Sample ID: 13G0389-13

Sample Matrix: Soil

Metals Analyses (Total)

Analyte	Results	RL	Units	Dilution	Flag	Method	Date Prepared	Date/Time Analyzed	Analyst
Arsenic	ND	2.8	mg/Kg dry	1		SW-846 6010C	7/11/13	7/12/13 12:24	OP
Barium	27	2.8	mg/Kg dry	1		SW-846 6010C	7/11/13	7/12/13 12:24	OP

39 Spruce Street * East Longmeadow, MA 01028 * FAX 413/525-6405 * TEL. 413/525-2332

Project Location: 25 Skinner St, Easthapton, CT 06 Sample Description: Work Order: 13G0389

Date Received: 7/10/2013

Field Sample #: B-203, 6ft Sampled: 7/9/2013 12:20

Sample ID: 13G0389-13

Sample Matrix: Soil

Conventional Chemistry Parameters by EPA/APHA/SW-846 Methods (Total)

Analyte	Results	RL	Units	Dilution	Flag	Method	Date Prepared	Date/Time Analyzed	Analyst
% Solids	89.1		% Wt	1		SM 2540G	7/13/13	7/15/13 8:13	MLA

39 Spruce Street * East Longmeadow, MA 01028 * FAX 413/525-6405 * TEL. 413/525-2332

Project Location: 25 Skinner St, Easthapton, CT 06 Sample Description: Work Order: 13G0389

Date Received: 7/10/2013

Field Sample #: B-203, 6ft Sampled: 7/9/2013 12:20

Sample ID: 13G0389-13

Sample Matrix: Soil

SPLP - Metals Analyses

Analyte	Results	RL	Units	Dilution	Flag	Method	Date Prepared	Date/Time Analyzed	Analyst
Arsenic	ND	2.0	µg/L	5		SW-846 6020A	7/16/13	7/17/13 13:59	KSH
Barium	ND	50	µg/L	5		SW-846 6020A	7/16/13	7/17/13 13:59	KSH

con-test® ANALYTICAL LABORATORY

39 Spruce Street * East Longmeadow, MA 01028 * FAX 413/525-6405 * TEL. 413/525-2332

Project Location: 25 Skinner St, Easthapton, CT 06 Sample Description: Work Order: 13G0389

Date Received: 7/10/2013

Field Sample #: B-204, 2ft Sampled: 7/9/2013 12:25

Sample ID: 13G0389-14

Sample Matrix: Soil

Semivolatile Organic Compounds by GC/MS

Analyte	Results	RL	Units	Dilution	Flag	Method	Date Prepared	Date/Time Analyzed	Analyst
Acenaphthene	ND	0.25	mg/Kg dry	1		SW-846 8270D	7/11/13	7/17/13 2:27	CMR
Acenaphthylene	ND	0.25	mg/Kg dry	1		SW-846 8270D	7/11/13	7/17/13 2:27	CMR
Anthracene	ND	0.25	mg/Kg dry	1		SW-846 8270D	7/11/13	7/17/13 2:27	CMR
Benzo(a)anthracene	ND	0.25	mg/Kg dry	1		SW-846 8270D	7/11/13	7/17/13 2:27	CMR
Benzo(a)pyrene	ND	0.25	mg/Kg dry	1		SW-846 8270D	7/11/13	7/17/13 2:27	CMR
Benzo(b)fluoranthene	ND	0.25	mg/Kg dry	1	V-05	SW-846 8270D	7/11/13	7/17/13 2:27	CMR
Benzo(g,h,i)perylene	ND	0.25	mg/Kg dry	1	R-05	SW-846 8270D	7/11/13	7/17/13 2:27	CMR
Benzo(k)fluoranthene	ND	0.25	mg/Kg dry	1		SW-846 8270D	7/11/13	7/17/13 2:27	CMR
Chrysene	ND	0.25	mg/Kg dry	1		SW-846 8270D	7/11/13	7/17/13 2:27	CMR
Dibenz(a,h)anthracene	ND	0.25	mg/Kg dry	1		SW-846 8270D	7/11/13	7/17/13 2:27	CMR
Fluoranthene	ND	0.25	mg/Kg dry	1		SW-846 8270D	7/11/13	7/17/13 2:27	CMR
Fluorene	ND	0.25	mg/Kg dry	1		SW-846 8270D	7/11/13	7/17/13 2:27	CMR
Indeno(1,2,3-cd)pyrene	ND	0.25	mg/Kg dry	1		SW-846 8270D	7/11/13	7/17/13 2:27	CMR
2-Methylnaphthalene	ND	0.25	mg/Kg dry	1		SW-846 8270D	7/11/13	7/17/13 2:27	CMR
Naphthalene	ND	0.25	mg/Kg dry	1		SW-846 8270D	7/11/13	7/17/13 2:27	CMR
Phenanthrene	ND	0.25	mg/Kg dry	1		SW-846 8270D	7/11/13	7/17/13 2:27	CMR
Pyrene	ND	0.25	mg/Kg dry	1		SW-846 8270D	7/11/13	7/17/13 2:27	CMR

Surrogates	% Recovery	Recovery Limits	Flag	
Nitrobenzene-d5	64.0	30-130		7/17/13 2:27
2-Fluorobiphenyl	58.2	30-130		7/17/13 2:27
p-Terphenyl-d14	78.8	30-130		7/17/13 2:27

39 Spruce Street * East Longmeadow, MA 01028 * FAX 413/525-6405 * TEL. 413/525-2332

Project Location: 25 Skinner St, Easthapton, CT 06 Sample Description: Work Order: 13G0389

Date Received: 7/10/2013

Field Sample #: B-204, 2ft Sampled: 7/9/2013 12:25

Sample ID: 13G0389-14

Sample Matrix: Soil

Petroleum Hydrocarbons Analyses

Analyte	Results	RL	Units	Dilution	Flag	Method	Date Prepared	Date/Time Analyzed	Analyst
CT ETPH	1100	150	mg/Kg dry	10		CTDEP ETPH	7/12/13	7/17/13 13:03	SCS

Surrogates	% Recovery	Recovery Limits	Flag	
o-Terphenyl	89.8	50-150		7/17/13 13:03

con-test® ANALYTICAL LABORATORY

39 Spruce Street * East Longmeadow, MA 01028 * FAX 413/525-6405 * TEL. 413/525-2332

Project Location: 25 Skinner St, Easthapton, CT 06 Sample Description: Work Order: 13G0389

Date Received: 7/10/2013

Field Sample #: B-204, 2ft Sampled: 7/9/2013 12:25

Sample ID: 13G0389-14

Sample Matrix: Soil

Metals Analyses (Total)

Analyte	Results	RL	Units	Dilution	Flag	Method	Date Prepared	Date/Time Analyzed	Analyst
Antimony	5.0	3.4	mg/Kg dry	1		SW-846 6010C	7/11/13	7/12/13 12:30	OP
Arsenic	13	3.4	mg/Kg dry	1		SW-846 6010C	7/11/13	7/12/13 12:30	OP
Beryllium	ND	0.34	mg/Kg dry	1		SW-846 6010C	7/11/13	7/15/13 17:48	KSH
Cadmium	1.9	0.34	mg/Kg dry	1		SW-846 6010C	7/11/13	7/12/13 12:30	OP
Chromium	51	0.69	mg/Kg dry	1		SW-846 6010C	7/11/13	7/12/13 12:30	OP
Copper	960	0.69	mg/Kg dry	1		SW-846 6010C	7/11/13	7/12/13 12:30	OP
Lead	440	1.0	mg/Kg dry	1		SW-846 6010C	7/11/13	7/12/13 12:30	OP
Mercury	0.59	0.036	mg/Kg dry	1		SW-846 7471B	7/11/13	7/12/13 14:32	SAJ
Nickel	130	0.69	mg/Kg dry	1		SW-846 6010C	7/11/13	7/12/13 12:30	OP
Selenium	ND	6.9	mg/Kg dry	1		SW-846 6010C	7/11/13	7/12/13 12:30	OP
Silver	ND	0.69	mg/Kg dry	1		SW-846 6010C	7/11/13	7/12/13 12:30	OP
Thallium	ND	3.4	mg/Kg dry	1		SW-846 6010C	7/11/13	7/12/13 12:30	OP
Zinc	800	1.4	mg/Kg dry	1		SW-846 6010C	7/11/13	7/12/13 12:30	OP

39 Spruce Street * East Longmeadow, MA 01028 * FAX 413/525-6405 * TEL. 413/525-2332

Project Location: 25 Skinner St, Easthapton, CT 06 Sample Description: Work Order: 13G0389

Date Received: 7/10/2013

Field Sample #: B-204, 2ft Sampled: 7/9/2013 12:25

Sample ID: 13G0389-14

Sample Matrix: Soil

Conventional Chemistry Parameters by EPA/APHA/SW-846 Methods (Total)

Analyte	Results	RL	Units	Dilution	Flag	Method	Date Prepared	Date/Time Analyzed	Analyst
% Solids	68.1		% Wt	1		SM 2540G	7/11/13	7/11/13 13:58	MLA

con-test® ANALYTICAL LABORATORY

39 Spruce Street * East Longmeadow, MA 01028 * FAX 413/525-6405 * TEL. 413/525-2332

Project Location: 25 Skinner St, Easthapton, CT 06 Sample Description: Work Order: 13G0389

Date Received: 7/10/2013

Field Sample #: B-204, 2ft Sampled: 7/9/2013 12:25

Sample ID: 13G0389-14

Sample Matrix: Soil

SPLP - Metals Analyses

Analyte	Results	RL	Units	Dilution	Flag	Method	Date Prepared	Date/Time Analyzed	Analyst
Antimony	20	5.0	µg/L	5		SW-846 6020A	7/12/13	7/12/13 21:17	AMP
Arsenic	24	2.0	µg/L	5		SW-846 6020A	7/12/13	7/12/13 21:17	AMP
Beryllium	ND	2.0	µg/L	5		SW-846 6020A	7/12/13	7/12/13 21:17	AMP
Cadmium	ND	2.5	µg/L	5		SW-846 6020A	7/12/13	7/12/13 21:17	AMP
Chromium	ND	5.0	µg/L	5		SW-846 6020A	7/12/13	7/12/13 21:17	AMP
Copper	73	25	µg/L	5		SW-846 6020A	7/12/13	7/12/13 21:17	AMP
Lead	17	5.0	µg/L	5		SW-846 6020A	7/12/13	7/12/13 21:17	AMP
Mercury	ND	0.00010	mg/L	1		SW-846 7470A	7/12/13	7/12/13 13:42	SAJ
Nickel	59	25	µg/L	5		SW-846 6020A	7/12/13	7/12/13 21:17	AMP
Selenium	ND	25	µg/L	5		SW-846 6020A	7/12/13	7/12/13 21:17	AMP
Silver	ND	2.5	µg/L	5		SW-846 6020A	7/12/13	7/14/13 16:05	AMP
Thallium	ND	1.0	µg/L	5		SW-846 6020A	7/12/13	7/12/13 21:17	AMP
Zinc	320	50	µg/L	5		SW-846 6020A	7/12/13	7/12/13 21:17	AMP

con-test® ANALYTICAL LABORATORY

39 Spruce Street * East Longmeadow, MA 01028 * FAX 413/525-6405 * TEL. 413/525-2332

Project Location: 25 Skinner St, Easthapton, CT 06 Sample Description: Work Order: 13G0389

Date Received: 7/10/2013

Field Sample #: B-204, 4ft Sampled: 7/9/2013 12:25

Sample ID: 13G0389-15

Sample Matrix: Soil

Semivolatile Organic Compounds by GC/MS

Analyte	Results	RL	Units	Dilution	Flag	Method	Date Prepared	Date/Time Analyzed	Analyst
Acenaphthene	ND	0.20	mg/Kg dry	1		SW-846 8270D	7/11/13	7/17/13 3:00	CMR
Acenaphthylene	ND	0.20	mg/Kg dry	1		SW-846 8270D	7/11/13	7/17/13 3:00	CMR
Anthracene	ND	0.20	mg/Kg dry	1		SW-846 8270D	7/11/13	7/17/13 3:00	CMR
Benzo(a)anthracene	ND	0.20	mg/Kg dry	1		SW-846 8270D	7/11/13	7/17/13 3:00	CMR
Benzo(a)pyrene	ND	0.20	mg/Kg dry	1		SW-846 8270D	7/11/13	7/17/13 3:00	CMR
Benzo(b)fluoranthene	ND	0.20	mg/Kg dry	1	V-05	SW-846 8270D	7/11/13	7/17/13 3:00	CMR
Benzo(g,h,i)perylene	ND	0.20	mg/Kg dry	1	R-05	SW-846 8270D	7/11/13	7/17/13 3:00	CMR
Benzo(k)fluoranthene	ND	0.20	mg/Kg dry	1		SW-846 8270D	7/11/13	7/17/13 3:00	CMR
Chrysene	ND	0.20	mg/Kg dry	1		SW-846 8270D	7/11/13	7/17/13 3:00	CMR
Dibenz(a,h)anthracene	ND	0.20	mg/Kg dry	1		SW-846 8270D	7/11/13	7/17/13 3:00	CMR
Fluoranthene	ND	0.20	mg/Kg dry	1		SW-846 8270D	7/11/13	7/17/13 3:00	CMR
Fluorene	ND	0.20	mg/Kg dry	1		SW-846 8270D	7/11/13	7/17/13 3:00	CMR
Indeno(1,2,3-cd)pyrene	ND	0.20	mg/Kg dry	1		SW-846 8270D	7/11/13	7/17/13 3:00	CMR
2-Methylnaphthalene	ND	0.20	mg/Kg dry	1		SW-846 8270D	7/11/13	7/17/13 3:00	CMR
Naphthalene	ND	0.20	mg/Kg dry	1		SW-846 8270D	7/11/13	7/17/13 3:00	CMR
Phenanthrene	ND	0.20	mg/Kg dry	1		SW-846 8270D	7/11/13	7/17/13 3:00	CMR
Pyrene	ND	0.20	mg/Kg dry	1		SW-846 8270D	7/11/13	7/17/13 3:00	CMR

Surrogates	% Recovery	Recovery Limits	Flag	
Nitrobenzene-d5	78.8	30-130		7/17/13 3:00
2-Fluorobiphenyl	69.9	30-130		7/17/13 3:00
p-Terphenyl-d14	101	30-130		7/17/13 3:00

39 Spruce Street * East Longmeadow, MA 01028 * FAX 413/525-6405 * TEL. 413/525-2332

Project Location: 25 Skinner St, Easthapton, CT 06 Sample Description: Work Order: 13G0389

Date Received: 7/10/2013

Field Sample #: B-204, 4ft Sampled: 7/9/2013 12:25

Sample ID: 13G0389-15

Sample Matrix: Soil

Petroleum Hydrocarbons Analyses

Analyte	Results	RL	Units	Dilution	Flag	Method	Date Prepared	Date/Time Analyzed	Analyst
CT ETPH	ND	12	mg/Kg dry	1		CTDEP ETPH	7/12/13	7/15/13 19:54	SCS

Surrogates	% Recovery	Recovery Limits	Flag	
o-Terphenyl	73.7	50-150		7/15/13 19:54

con-test® ANALYTICAL LABORATORY

39 Spruce Street * East Longmeadow, MA 01028 * FAX 413/525-6405 * TEL. 413/525-2332

Project Location: 25 Skinner St, Easthapton, CT 06 Sample Description: Work Order: 13G0389

Date Received: 7/10/2013

Field Sample #: B-204, 4ft Sampled: 7/9/2013 12:25

Sample ID: 13G0389-15

Sample Matrix: Soil

Metals Analyses (Total)

Analyte	Results	RL	Units	Dilution	Flag	Method	Date Prepared	Date/Time Analyzed	Analyst
Antimony	ND	2.8	mg/Kg dry	1		SW-846 6010C	7/11/13	7/12/13 13:03	OP
Arsenic	6.4	2.8	mg/Kg dry	1		SW-846 6010C	7/11/13	7/12/13 13:03	OP
Beryllium	ND	0.28	mg/Kg dry	1		SW-846 6010C	7/11/13	7/15/13 17:52	KSH
Cadmium	0.62	0.28	mg/Kg dry	1		SW-846 6010C	7/11/13	7/12/13 13:03	OP
Chromium	7.2	0.57	mg/Kg dry	1		SW-846 6010C	7/11/13	7/12/13 13:03	OP
Copper	16	0.57	mg/Kg dry	1		SW-846 6010C	7/11/13	7/12/13 13:03	OP
Lead	1.8	0.85	mg/Kg dry	1		SW-846 6010C	7/11/13	7/12/13 13:03	OP
Mercury	ND	0.029	mg/Kg dry	1		SW-846 7471B	7/11/13	7/12/13 14:34	SAJ
Nickel	23	0.57	mg/Kg dry	1		SW-846 6010C	7/11/13	7/12/13 13:03	OP
Selenium	ND	5.7	mg/Kg dry	1		SW-846 6010C	7/11/13	7/12/13 13:03	OP
Silver	ND	0.57	mg/Kg dry	1		SW-846 6010C	7/11/13	7/12/13 13:03	OP
Thallium	ND	2.8	mg/Kg dry	1		SW-846 6010C	7/11/13	7/12/13 13:03	OP
Zinc	61	1.1	mg/Kg dry	1		SW-846 6010C	7/11/13	7/12/13 13:03	OP

39 Spruce Street * East Longmeadow, MA 01028 * FAX 413/525-6405 * TEL. 413/525-2332

Project Location: 25 Skinner St, Easthapton, CT 06 Sample Description: Work Order: 13G0389

Date Received: 7/10/2013

Field Sample #: B-204, 4ft Sampled: 7/9/2013 12:25

Sample ID: 13G0389-15

Sample Matrix: Soil

Conventional Chemistry Parameters by EPA/APHA/SW-846 Methods (Total)

Analyte	Results	RL	Units	Dilution	Flag	Method	Date Prepared	Date/Time Analyzed	Analyst
% Solids	84.8		% Wt	1		SM 2540G	7/11/13	7/11/13 13:58	MLA

con-test® ANALYTICAL LABORATORY

39 Spruce Street * East Longmeadow, MA 01028 * FAX 413/525-6405 * TEL. 413/525-2332

Project Location: 25 Skinner St, Easthapton, CT 06 Sample Description: Work Order: 13G0389

Date Received: 7/10/2013

Field Sample #: B-204, 4ft Sampled: 7/9/2013 12:25

Sample ID: 13G0389-15

Sample Matrix: Soil

SPLP - Metals Analyses

Analyte	Results	RL	Units	Dilution	Flag	Method	Date Prepared	Date/Time Analyzed	Analyst
Antimony	ND	5.0	µg/L	5		SW-846 6020A	7/12/13	7/12/13 21:33	AMP
Arsenic	9.2	2.0	µg/L	5		SW-846 6020A	7/12/13	7/12/13 21:33	AMP
Beryllium	ND	2.0	µg/L	5		SW-846 6020A	7/12/13	7/12/13 21:33	AMP
Cadmium	ND	2.5	µg/L	5		SW-846 6020A	7/12/13	7/12/13 21:33	AMP
Chromium	ND	5.0	µg/L	5		SW-846 6020A	7/12/13	7/12/13 21:33	AMP
Copper	ND	25	µg/L	5		SW-846 6020A	7/12/13	7/12/13 21:33	AMP
Lead	ND	5.0	µg/L	5		SW-846 6020A	7/12/13	7/12/13 21:33	AMP
Mercury	ND	0.00010	mg/L	1		SW-846 7470A	7/12/13	7/12/13 13:44	SAJ
Nickel	ND	25	µg/L	5		SW-846 6020A	7/12/13	7/12/13 21:33	AMP
Selenium	ND	25	µg/L	5		SW-846 6020A	7/12/13	7/12/13 21:33	AMP
Silver	ND	2.5	µg/L	5		SW-846 6020A	7/12/13	7/14/13 16:09	AMP
Thallium	1.1	1.0	µg/L	5		SW-846 6020A	7/12/13	7/12/13 21:33	AMP
Zinc	ND	50	µg/L	5		SW-846 6020A	7/12/13	7/12/13 21:33	AMP

con-test® ANALYTICAL LABORATORY

39 Spruce Street * East Longmeadow, MA 01028 * FAX 413/525-6405 * TEL. 413/525-2332

Project Location: 25 Skinner St, Easthapton, CT 06 Sample Description: Work Order: 13G0389

Date Received: 7/10/2013

Field Sample #: B-204, 6ft Sampled: 7/9/2013 12:30

Sample ID: 13G0389-16

Sample Matrix: Soil

Semivolatile Organic Compounds by GC/MS

Analyte	Results	RL	Units	Dilution	Flag	Method	Date Prepared	Date/Time Analyzed	Analyst
Acenaphthene	ND	0.19	mg/Kg dry	1	R-05	SW-846 8270D	7/12/13	7/16/13 17:25	CMR
Acenaphthylene	ND	0.19	mg/Kg dry	1	R-05	SW-846 8270D	7/12/13	7/16/13 17:25	CMR
Anthracene	ND	0.19	mg/Kg dry	1	R-05	SW-846 8270D	7/12/13	7/16/13 17:25	CMR
Benzo(a)anthracene	ND	0.19	mg/Kg dry	1	R-05	SW-846 8270D	7/12/13	7/16/13 17:25	CMR
Benzo(a)pyrene	ND	0.19	mg/Kg dry	1	R-05	SW-846 8270D	7/12/13	7/16/13 17:25	CMR
Benzo(b)fluoranthene	ND	0.19	mg/Kg dry	1	R-05	SW-846 8270D	7/12/13	7/16/13 17:25	CMR
Benzo(g,h,i)perylene	ND	0.19	mg/Kg dry	1	V-05	SW-846 8270D	7/12/13	7/16/13 17:25	CMR
Benzo(k)fluoranthene	ND	0.19	mg/Kg dry	1	R-05	SW-846 8270D	7/12/13	7/16/13 17:25	CMR
Chrysene	ND	0.19	mg/Kg dry	1	R-05	SW-846 8270D	7/12/13	7/16/13 17:25	CMR
Dibenz(a,h)anthracene	ND	0.19	mg/Kg dry	1	R-05	SW-846 8270D	7/12/13	7/16/13 17:25	CMR
Fluoranthene	ND	0.19	mg/Kg dry	1	R-05	SW-846 8270D	7/12/13	7/16/13 17:25	CMR
Fluorene	ND	0.19	mg/Kg dry	1	R-05	SW-846 8270D	7/12/13	7/16/13 17:25	CMR
Indeno(1,2,3-cd)pyrene	ND	0.19	mg/Kg dry	1	R-05	SW-846 8270D	7/12/13	7/16/13 17:25	CMR
2-Methylnaphthalene	ND	0.19	mg/Kg dry	1	R-05	SW-846 8270D	7/12/13	7/16/13 17:25	CMR
Naphthalene	ND	0.19	mg/Kg dry	1	R-05	SW-846 8270D	7/12/13	7/16/13 17:25	CMR
Phenanthrene	ND	0.19	mg/Kg dry	1	R-05	SW-846 8270D	7/12/13	7/16/13 17:25	CMR
Pyrene	ND	0.19	mg/Kg dry	1		SW-846 8270D	7/12/13	7/16/13 17:25	CMR

Surrogates	% Recovery	Recovery Limits	Flag	
Nitrobenzene-d5	62.6	30-130		7/16/13 17:25
2-Fluorobiphenyl	71.8	30-130		7/16/13 17:25
p-Terphenyl-d14	73.0	30-130		7/16/13 17:25

con-test® ANALYTICAL LABORATORY

39 Spruce Street * East Longmeadow, MA 01028 * FAX 413/525-6405 * TEL. 413/525-2332

Project Location: 25 Skinner St, Easthapton, CT 06 Sample Description: Work Order: 13G0389

Date Received: 7/10/2013

Field Sample #: B-204, 6ft Sampled: 7/9/2013 12:30

Sample ID: 13G0389-16

Sample Matrix: Soil

Petroleum Hydrocarbons Analyses

Analyte	Results	RL	Units	Dilution	Flag	Method	Date Prepared	Date/Time Analyzed	Analyst
CT ETPH	230	56	mg/Kg dry	5	MS-12	CTDEP ETPH	7/12/13	7/17/13 13:46	SCS

Surrogates	% Recovery	Recovery Limits	Flag	
o-Terphenyl	88.1	50-150		7/17/13 13:46

con-test® ANALYTICAL LABORATORY

39 Spruce Street * East Longmeadow, MA 01028 * FAX 413/525-6405 * TEL. 413/525-2332

Project Location: 25 Skinner St, Easthapton, CT 06 Sample Description: Work Order: 13G0389

Date Received: 7/10/2013

Field Sample #: B-204, 6ft Sampled: 7/9/2013 12:30

Sample ID: 13G0389-16

Sample Matrix: Soil

Metals Analyses (Total)

Analyte	Results	RL	Units	Dilution	Flag	Method	Date Prepared	Date/Time Analyzed	Analyst
Antimony	ND	2.7	mg/Kg dry	1	MS-07A	SW-846 6010C	7/12/13	7/15/13 19:10	KSH
Arsenic	3.7	2.7	mg/Kg dry	1		SW-846 6010C	7/12/13	7/15/13 19:10	KSH
Beryllium	ND	1.4	mg/Kg dry	5		SW-846 6010C	7/12/13	7/15/13 19:29	KSH
Cadmium	0.42	0.27	mg/Kg dry	1		SW-846 6010C	7/12/13	7/15/13 19:10	KSH
Chromium	5.5	0.55	mg/Kg dry	1		SW-846 6010C	7/12/13	7/15/13 19:10	KSH
Copper	25	0.55	mg/Kg dry	1		SW-846 6010C	7/12/13	7/15/13 19:10	KSH
Lead	3.1	0.82	mg/Kg dry	1		SW-846 6010C	7/12/13	7/15/13 19:10	KSH
Mercury	ND	0.028	mg/Kg dry	1		SW-846 7471B	7/12/13	7/15/13 13:24	SAJ
Nickel	23	0.55	mg/Kg dry	1		SW-846 6010C	7/12/13	7/15/13 19:10	KSH
Selenium	ND	5.5	mg/Kg dry	1		SW-846 6010C	7/12/13	7/15/13 19:10	KSH
Silver	ND	0.55	mg/Kg dry	1		SW-846 6010C	7/12/13	7/15/13 19:10	KSH
Thallium	ND	2.7	mg/Kg dry	1		SW-846 6010C	7/12/13	7/15/13 19:10	KSH
Zinc	33	1.1	mg/Kg dry	1	MS-23	SW-846 6010C	7/12/13	7/15/13 19:10	KSH

39 Spruce Street * East Longmeadow, MA 01028 * FAX 413/525-6405 * TEL. 413/525-2332

Project Location: 25 Skinner St, Easthapton, CT 06 Sample Description: Work Order: 13G0389

Date Received: 7/10/2013

Field Sample #: B-204, 6ft Sampled: 7/9/2013 12:30

Sample ID: 13G0389-16

Sample Matrix: Soil

Conventional Chemistry Parameters by EPA/APHA/SW-846 Methods (Total)

Analyte	Results	RL	Units	Dilution	Flag	Method	Date Prepared	Date/Time Analyzed	Analyst
% Solids	89.2		% Wt	1		SM 2540G	7/12/13	7/12/13 13:22	MLA

con-test® ANALYTICAL LABORATORY

39 Spruce Street * East Longmeadow, MA 01028 * FAX 413/525-6405 * TEL. 413/525-2332

Project Location: 25 Skinner St, Easthapton, CT 06 Sample Description: Work Order: 13G0389

Date Received: 7/10/2013

Field Sample #: B-204, 6ft Sampled: 7/9/2013 12:30

Sample ID: 13G0389-16

Sample Matrix: Soil

SPLP - Metals Analyses

Analyte	Results	RL	Units	Dilution	Flag	Method	Date Prepared	Date/Time Analyzed	Analyst
Antimony	ND	5.0	µg/L	5		SW-846 6020A	7/16/13	7/17/13 13:52	KSH
Arsenic	7.2	2.0	µg/L	5		SW-846 6020A	7/16/13	7/17/13 13:52	KSH
Beryllium	ND	2.0	µg/L	5		SW-846 6020A	7/16/13	7/17/13 13:52	KSH
Cadmium	ND	2.5	µg/L	5		SW-846 6020A	7/16/13	7/17/13 13:52	KSH
Chromium	ND	5.0	µg/L	5		SW-846 6020A	7/16/13	7/17/13 13:52	KSH
Copper	ND	25	µg/L	5		SW-846 6020A	7/16/13	7/17/13 13:52	KSH
Lead	ND	5.0	µg/L	5		SW-846 6020A	7/16/13	7/17/13 13:52	KSH
Mercury	ND	0.00010	mg/L	1		SW-846 7470A	7/16/13	7/16/13 12:28	SAJ
Nickel	120	25	µg/L	5		SW-846 6020A	7/16/13	7/17/13 13:52	KSH
Selenium	ND	25	µg/L	5		SW-846 6020A	7/16/13	7/17/13 13:52	KSH
Silver	ND	2.5	µg/L	5		SW-846 6020A	7/16/13	7/17/13 14:23	KSH
Thallium	ND	1.0	µg/L	5		SW-846 6020A	7/16/13	7/17/13 13:52	KSH
Zinc	57	50	µg/L	5		SW-846 6020A	7/16/13	7/17/13 13:52	KSH

con-test® ANALYTICAL LABORATORY

39 Spruce Street * East Longmeadow, MA 01028 * FAX 413/525-6405 * TEL. 413/525-2332

Project Location: 25 Skinner St, Easthapton, CT 06 Sample Description: Work Order: 13G0389

Date Received: 7/10/2013

Field Sample #: B-202, 2ft Sampled: 7/9/2013 12:45

Sample ID: 13G0389-17

Sample Matrix: Soil

Semivolatile Organic Compounds by GC/MS

Analyte	Results	RL	Units	Dilution	Flag	Method	Date Prepared	Date/Time Analyzed	Analyst
Acenaphthene	ND	0.19	mg/Kg dry	1	R-05	SW-846 8270D	7/12/13	7/16/13 18:24	CMR
Acenaphthylene	ND	0.19	mg/Kg dry	1	R-05	SW-846 8270D	7/12/13	7/16/13 18:24	CMR
Anthracene	ND	0.19	mg/Kg dry	1	R-05	SW-846 8270D	7/12/13	7/16/13 18:24	CMR
Benzo(a)anthracene	ND	0.19	mg/Kg dry	1	R-05	SW-846 8270D	7/12/13	7/16/13 18:24	CMR
Benzo(a)pyrene	ND	0.19	mg/Kg dry	1	R-05	SW-846 8270D	7/12/13	7/16/13 18:24	CMR
Benzo(b)fluoranthene	ND	0.19	mg/Kg dry	1	R-05	SW-846 8270D	7/12/13	7/16/13 18:24	CMR
Benzo(g,h,i)perylene	ND	0.19	mg/Kg dry	1	V-05	SW-846 8270D	7/12/13	7/16/13 18:24	CMR
Benzo(k)fluoranthene	ND	0.19	mg/Kg dry	1	R-05	SW-846 8270D	7/12/13	7/16/13 18:24	CMR
Chrysene	ND	0.19	mg/Kg dry	1	R-05	SW-846 8270D	7/12/13	7/16/13 18:24	CMR
Dibenz(a,h)anthracene	ND	0.19	mg/Kg dry	1	R-05	SW-846 8270D	7/12/13	7/16/13 18:24	CMR
Fluoranthene	ND	0.19	mg/Kg dry	1	R-05	SW-846 8270D	7/12/13	7/16/13 18:24	CMR
Fluorene	ND	0.19	mg/Kg dry	1	R-05	SW-846 8270D	7/12/13	7/16/13 18:24	CMR
Indeno(1,2,3-cd)pyrene	ND	0.19	mg/Kg dry	1	R-05	SW-846 8270D	7/12/13	7/16/13 18:24	CMR
2-Methylnaphthalene	ND	0.19	mg/Kg dry	1	R-05	SW-846 8270D	7/12/13	7/16/13 18:24	CMR
Naphthalene	ND	0.19	mg/Kg dry	1	R-05	SW-846 8270D	7/12/13	7/16/13 18:24	CMR
Phenanthrene	ND	0.19	mg/Kg dry	1	R-05	SW-846 8270D	7/12/13	7/16/13 18:24	CMR
Pyrene	ND	0.19	mg/Kg dry	1		SW-846 8270D	7/12/13	7/16/13 18:24	CMR

Surrogates	% Recovery	Recovery Limits	Flag	
Nitrobenzene-d5	42.0	30-130		7/16/13 18:24
2-Fluorobiphenyl	49.6	30-130		7/16/13 18:24
p-Terphenyl-d14	63.4	30-130		7/16/13 18:24

39 Spruce Street * East Longmeadow, MA 01028 * FAX 413/525-6405 * TEL. 413/525-2332

Project Location: 25 Skinner St, Easthapton, CT 06 Sample Description: Work Order: 13G0389

Date Received: 7/10/2013

Field Sample #: B-202, 2ft Sampled: 7/9/2013 12:45

Sample ID: 13G0389-17

Sample Matrix: Soil

Petroleum Hydrocarbons Analyses

Analyte	Results	RL	Units	Dilution	Flag	Method	Date Prepared	Date/Time Analyzed	Analyst
CT ETPH	12	11	mg/Kg dry	1		CTDEP ETPH	7/12/13	7/15/13 20:12	SCS

Surrogates	% Recovery	Recovery Limits	Flag	
o-Terphenyl	60.3	50-150		7/15/13 20:12

39 Spruce Street * East Longmeadow, MA 01028 * FAX 413/525-6405 * TEL. 413/525-2332

Project Location: 25 Skinner St, Easthapton, CT 06 Sample Description: Work Order: 13G0389

Date Received: 7/10/2013

Field Sample #: B-202, 2ft Sampled: 7/9/2013 12:45

Sample ID: 13G0389-17

Sample Matrix: Soil

Conventional Chemistry Parameters by EPA/APHA/SW-846 Methods (Total)

Analyte	Results	RL	Units	Dilution	Flag	Method	Date Prepared	Date/Time Analyzed	Analyst
% Solids	91.4		% Wt	1		SM 2540G	7/13/13	7/15/13 8:13	MLA

con-test® ANALYTICAL LABORATORY

39 Spruce Street * East Longmeadow, MA 01028 * FAX 413/525-6405 * TEL. 413/525-2332

Project Location: 25 Skinner St, Easthapton, CT 06 Sample Description: Work Order: 13G0389

Date Received: 7/10/2013

Field Sample #: B-202, 5ft Sampled: 7/9/2013 12:50

Sample ID: 13G0389-18

Sample Matrix: Soil

Semivolatile Organic Compounds by GC/MS

Analyte	Results	RL	Units	Dilution	Flag	Method	Date Prepared	Date/Time Analyzed	Analyst
Acenaphthene	ND	0.21	mg/Kg dry	1	R-05	SW-846 8270D	7/12/13	7/16/13 18:57	CMR
Acenaphthylene	ND	0.21	mg/Kg dry	1	R-05	SW-846 8270D	7/12/13	7/16/13 18:57	CMR
Anthracene	ND	0.21	mg/Kg dry	1	R-05	SW-846 8270D	7/12/13	7/16/13 18:57	CMR
Benzo(a)anthracene	ND	0.21	mg/Kg dry	1	R-05	SW-846 8270D	7/12/13	7/16/13 18:57	CMR
Benzo(a)pyrene	0.23	0.21	mg/Kg dry	1	R-05	SW-846 8270D	7/12/13	7/16/13 18:57	CMR
Benzo(b)fluoranthene	0.34	0.21	mg/Kg dry	1	R-05	SW-846 8270D	7/12/13	7/16/13 18:57	CMR
Benzo(g,h,i)perylene	ND	0.21	mg/Kg dry	1	V-05	SW-846 8270D	7/12/13	7/16/13 18:57	CMR
Benzo(k)fluoranthene	ND	0.21	mg/Kg dry	1	R-05	SW-846 8270D	7/12/13	7/16/13 18:57	CMR
Chrysene	0.24	0.21	mg/Kg dry	1	R-05	SW-846 8270D	7/12/13	7/16/13 18:57	CMR
Dibenz(a,h)anthracene	ND	0.21	mg/Kg dry	1	R-05	SW-846 8270D	7/12/13	7/16/13 18:57	CMR
Fluoranthene	0.41	0.21	mg/Kg dry	1	R-05	SW-846 8270D	7/12/13	7/16/13 18:57	CMR
Fluorene	ND	0.21	mg/Kg dry	1	R-05	SW-846 8270D	7/12/13	7/16/13 18:57	CMR
Indeno(1,2,3-cd)pyrene	ND	0.21	mg/Kg dry	1	R-05	SW-846 8270D	7/12/13	7/16/13 18:57	CMR
2-Methylnaphthalene	ND	0.21	mg/Kg dry	1	R-05	SW-846 8270D	7/12/13	7/16/13 18:57	CMR
Naphthalene	ND	0.21	mg/Kg dry	1	R-05	SW-846 8270D	7/12/13	7/16/13 18:57	CMR
Phenanthrene	0.24	0.21	mg/Kg dry	1	R-05	SW-846 8270D	7/12/13	7/16/13 18:57	CMR
Pyrene	0.44	0.21	mg/Kg dry	1		SW-846 8270D	7/12/13	7/16/13 18:57	CMR

Surrogates	% Recovery	Recovery Limits	Flag	
Nitrobenzene-d5	61.0	30-130		7/16/13 18:57
2-Fluorobiphenyl	73.0	30-130		7/16/13 18:57
p-Terphenyl-d14	82.1	30-130		7/16/13 18:57

39 Spruce Street * East Longmeadow, MA 01028 * FAX 413/525-6405 * TEL. 413/525-2332

Project Location: 25 Skinner St, Easthapton, CT 06 Sample Description: Work Order: 13G0389

Date Received: 7/10/2013

Field Sample #: B-202, 5ft Sampled: 7/9/2013 12:50

Sample ID: 13G0389-18

Sample Matrix: Soil

Petroleum Hydrocarbons Analyses

Analyte	Results	RL	Units	Dilution	Flag	Method	Date Prepared	Date/Time Analyzed	Analyst
CT ETPH	240	62	mg/Kg dry	5		CTDEP ETPH	7/12/13	7/17/13 14:48	SCS

Surrogates	% Recovery	Recovery Limits	Flag	
o-Terphenyl	80.1	50-150		7/17/13 14:48

39 Spruce Street * East Longmeadow, MA 01028 * FAX 413/525-6405 * TEL. 413/525-2332

Project Location: 25 Skinner St, Easthapton, CT 06 Sample Description: Work Order: 13G0389

Date Received: 7/10/2013

Field Sample #: B-202, 5ft Sampled: 7/9/2013 12:50

Sample ID: 13G0389-18

Sample Matrix: Soil

Conventional Chemistry Parameters by EPA/APHA/SW-846 Methods (Total)

Analyte	Results	RL	Units	Dilution	Flag	Method	Date Prepared	Date/Time Analyzed	Analyst
% Solids	80.5		% Wt	1		SM 2540G	7/13/13	7/15/13 8:13	MLA

con-test® ANALYTICAL LABORATORY

39 Spruce Street * East Longmeadow, MA 01028 * FAX 413/525-6405 * TEL. 413/525-2332

Project Location: 25 Skinner St, Easthapton, CT 06 Sample Description: Work Order: 13G0389

Date Received: 7/10/2013

Field Sample #: B-202, 7ft Sampled: 7/9/2013 12:55

Sample ID: 13G0389-19

Sample Matrix: Soil

Semivolatile Organic Compounds by GC/MS

Analyte	Results	RL	Units	Dilution	Flag	Method	Date Prepared	Date/Time Analyzed	Analyst
Acenaphthene	ND	0.19	mg/Kg dry	1	R-05	SW-846 8270D	7/12/13	7/13/13 16:21	CMR
Acenaphthylene	ND	0.19	mg/Kg dry	1	R-05	SW-846 8270D	7/12/13	7/13/13 16:21	CMR
Anthracene	ND	0.19	mg/Kg dry	1	R-05	SW-846 8270D	7/12/13	7/13/13 16:21	CMR
Benzo(a)anthracene	ND	0.19	mg/Kg dry	1	R-05	SW-846 8270D	7/12/13	7/13/13 16:21	CMR
Benzo(a)pyrene	ND	0.19	mg/Kg dry	1	R-05	SW-846 8270D	7/12/13	7/13/13 16:21	CMR
Benzo(b)fluoranthene	ND	0.19	mg/Kg dry	1	R-05	SW-846 8270D	7/12/13	7/13/13 16:21	CMR
Benzo(g,h,i)perylene	ND	0.19	mg/Kg dry	1		SW-846 8270D	7/12/13	7/13/13 16:21	CMR
Benzo(k)fluoranthene	ND	0.19	mg/Kg dry	1	R-05	SW-846 8270D	7/12/13	7/13/13 16:21	CMR
Chrysene	ND	0.19	mg/Kg dry	1	R-05	SW-846 8270D	7/12/13	7/13/13 16:21	CMR
Dibenz(a,h)anthracene	ND	0.19	mg/Kg dry	1	R-05	SW-846 8270D	7/12/13	7/13/13 16:21	CMR
Fluoranthene	ND	0.19	mg/Kg dry	1	R-05	SW-846 8270D	7/12/13	7/13/13 16:21	CMR
Fluorene	ND	0.19	mg/Kg dry	1	R-05	SW-846 8270D	7/12/13	7/13/13 16:21	CMR
Indeno(1,2,3-cd)pyrene	ND	0.19	mg/Kg dry	1	R-05	SW-846 8270D	7/12/13	7/13/13 16:21	CMR
2-Methylnaphthalene	ND	0.19	mg/Kg dry	1	R-05	SW-846 8270D	7/12/13	7/13/13 16:21	CMR
Naphthalene	ND	0.19	mg/Kg dry	1	R-05	SW-846 8270D	7/12/13	7/13/13 16:21	CMR
Phenanthrene	ND	0.19	mg/Kg dry	1	R-05	SW-846 8270D	7/12/13	7/13/13 16:21	CMR
Pyrene	ND	0.19	mg/Kg dry	1		SW-846 8270D	7/12/13	7/13/13 16:21	CMR

Surrogates	% Recovery	Recovery Limits	Flag	
Nitrobenzene-d5	83.7	30-130		7/13/13 16:21
2-Fluorobiphenyl	72.1	30-130		7/13/13 16:21
p-Terphenyl-d14	105	30-130		7/13/13 16:21

con-test® ANALYTICAL LABORATORY

39 Spruce Street * East Longmeadow, MA 01028 * FAX 413/525-6405 * TEL. 413/525-2332

Project Location: 25 Skinner St, Easthapton, CT 06 Sample Description: Work Order: 13G0389

Date Received: 7/10/2013

Field Sample #: B-202, 7ft Sampled: 7/9/2013 12:55

Sample ID: 13G0389-19

Sample Matrix: Soil

Petroleum Hydrocarbons Analyses

Analyte	Results	RL	Units	Dilution	Flag	Method	Date Prepared	Date/Time Analyzed	Analyst
CT ETPH	ND	11	mg/Kg dry	1		CTDEP ETPH	7/12/13	7/15/13 20:30	SCS

Surrogates	% Recovery	Recovery Limits	Flag	
o-Terphenyl	70.1	50-150		7/15/13 20:30

39 Spruce Street * East Longmeadow, MA 01028 * FAX 413/525-6405 * TEL. 413/525-2332

Project Location: 25 Skinner St, Easthapton, CT 06 Sample Description: Work Order: 13G0389

Date Received: 7/10/2013

Field Sample #: B-202, 7ft Sampled: 7/9/2013 12:55

Sample ID: 13G0389-19

Sample Matrix: Soil

Conventional Chemistry Parameters by EPA/APHA/SW-846 Methods (Total)

Analyte	Results	RL	Units	Dilution	Flag	Method	Date Prepared	Date/Time Analyzed	Analyst
% Solids	88.1		% Wt	1		SM 2540G	7/13/13	7/15/13 8:13	MLA

con-test® ANALYTICAL LABORATORY

39 Spruce Street * East Longmeadow, MA 01028 * FAX 413/525-6405 * TEL. 413/525-2332

Project Location: 25 Skinner St, Easthapton, CT 06 Sample Description: Work Order: 13G0389

Date Received: 7/10/2013

Field Sample #: B-201, 2ft Sampled: 7/9/2013 13:00

Sample ID: 13G0389-20

Sample Matrix: Soil

Semivolatile Organic Compounds by GC/MS

Analyte	Results	RL	Units	Dilution	Flag	Method	Date Prepared	Date/Time Analyzed	Analyst
Acenaphthene	ND	0.20	mg/Kg dry	1	R-05	SW-846 8270D	7/12/13	7/16/13 19:29	CMR
Acenaphthylene	ND	0.20	mg/Kg dry	1	R-05	SW-846 8270D	7/12/13	7/16/13 19:29	CMR
Anthracene	ND	0.20	mg/Kg dry	1	R-05	SW-846 8270D	7/12/13	7/16/13 19:29	CMR
Benzo(a)anthracene	0.21	0.20	mg/Kg dry	1	R-05	SW-846 8270D	7/12/13	7/16/13 19:29	CMR
Benzo(a)pyrene	0.26	0.20	mg/Kg dry	1	R-05	SW-846 8270D	7/12/13	7/16/13 19:29	CMR
Benzo(b)fluoranthene	0.38	0.20	mg/Kg dry	1	R-05	SW-846 8270D	7/12/13	7/16/13 19:29	CMR
Benzo(g,h,i)perylene	ND	0.20	mg/Kg dry	1	V-05	SW-846 8270D	7/12/13	7/16/13 19:29	CMR
Benzo(k)fluoranthene	ND	0.20	mg/Kg dry	1	R-05	SW-846 8270D	7/12/13	7/16/13 19:29	CMR
Chrysene	0.28	0.20	mg/Kg dry	1	R-05	SW-846 8270D	7/12/13	7/16/13 19:29	CMR
Dibenz(a,h)anthracene	ND	0.20	mg/Kg dry	1	R-05	SW-846 8270D	7/12/13	7/16/13 19:29	CMR
Fluoranthene	0.38	0.20	mg/Kg dry	1	R-05	SW-846 8270D	7/12/13	7/16/13 19:29	CMR
Fluorene	ND	0.20	mg/Kg dry	1	R-05	SW-846 8270D	7/12/13	7/16/13 19:29	CMR
Indeno(1,2,3-cd)pyrene	ND	0.20	mg/Kg dry	1	R-05	SW-846 8270D	7/12/13	7/16/13 19:29	CMR
2-Methylnaphthalene	ND	0.20	mg/Kg dry	1	R-05	SW-846 8270D	7/12/13	7/16/13 19:29	CMR
Naphthalene	ND	0.20	mg/Kg dry	1	R-05	SW-846 8270D	7/12/13	7/16/13 19:29	CMR
Phenanthrene	ND	0.20	mg/Kg dry	1	R-05	SW-846 8270D	7/12/13	7/16/13 19:29	CMR
Pyrene	0.44	0.20	mg/Kg dry	1		SW-846 8270D	7/12/13	7/16/13 19:29	CMR

Surrogates	% Recovery	Recovery Limits	Flag	
Nitrobenzene-d5	57.8	30-130		7/16/13 19:29
2-Fluorobiphenyl	70.6	30-130		7/16/13 19:29
p-Terphenyl-d14	81.5	30-130		7/16/13 19:29

39 Spruce Street * East Longmeadow, MA 01028 * FAX 413/525-6405 * TEL. 413/525-2332

Project Location: 25 Skinner St, Easthapton, CT 06 Sample Description: Work Order: 13G0389

Date Received: 7/10/2013

Field Sample #: B-201, 2ft Sampled: 7/9/2013 13:00

Sample ID: 13G0389-20

Sample Matrix: Soil

Petroleum Hydrocarbons Analyses

Analyte	Results	RL	Units	Dilution	Flag	Method	Date Prepared	Date/Time Analyzed	Analyst
CT ETPH	190	60	mg/Kg dry	5		CTDEP ETPH	7/12/13	7/17/13 11:37	SCS

Surrogates	% Recovery	Recovery Limits	Flag	
o-Terphenyl	73.0	50-150		7/17/13 11:37

39 Spruce Street * East Longmeadow, MA 01028 * FAX 413/525-6405 * TEL. 413/525-2332

Project Location: 25 Skinner St, Easthapton, CT 06 Sample Description: Work Order: 13G0389

Date Received: 7/10/2013

Field Sample #: B-201, 2ft Sampled: 7/9/2013 13:00

Sample ID: 13G0389-20

Sample Matrix: Soil

Conventional Chemistry Parameters by EPA/APHA/SW-846 Methods (Total)

Analyte	Results	RL	Units	Dilution	Flag	Method	Date Prepared	Date/Time Analyzed	Analyst
% Solids	83.7		% Wt	1		SM 2540G	7/13/13	7/15/13 8:13	MLA

con-test® ANALYTICAL LABORATORY

39 Spruce Street * East Longmeadow, MA 01028 * FAX 413/525-6405 * TEL. 413/525-2332

Project Location: 25 Skinner St, Easthapton, CT 06 Sample Description: Work Order: 13G0389

Date Received: 7/10/2013

Field Sample #: B-201, 5ft Sampled: 7/9/2013 13:05

Sample ID: 13G0389-21

Sample Matrix: Soil

Semivolatile Organic Compounds by GC/MS

Analyte	Results	RL	Units	Dilution	Flag	Method	Date Prepared	Date/Time Analyzed	Analyst
Acenaphthene	ND	0.27	mg/Kg dry	1	R-05	SW-846 8270D	7/12/13	7/13/13 18:41	CMR
Acenaphthylene	ND	0.27	mg/Kg dry	1	R-05	SW-846 8270D	7/12/13	7/13/13 18:41	CMR
Anthracene	ND	0.27	mg/Kg dry	1	R-05	SW-846 8270D	7/12/13	7/13/13 18:41	CMR
Benzo(a)anthracene	ND	0.27	mg/Kg dry	1	R-05	SW-846 8270D	7/12/13	7/13/13 18:41	CMR
Benzo(a)pyrene	ND	0.27	mg/Kg dry	1	R-05	SW-846 8270D	7/12/13	7/13/13 18:41	CMR
Benzo(b)fluoranthene	ND	0.27	mg/Kg dry	1	R-05	SW-846 8270D	7/12/13	7/13/13 18:41	CMR
Benzo(g,h,i)perylene	ND	0.27	mg/Kg dry	1		SW-846 8270D	7/12/13	7/13/13 18:41	CMR
Benzo(k)fluoranthene	ND	0.27	mg/Kg dry	1	R-05	SW-846 8270D	7/12/13	7/13/13 18:41	CMR
Chrysene	ND	0.27	mg/Kg dry	1	R-05	SW-846 8270D	7/12/13	7/13/13 18:41	CMR
Dibenz(a,h)anthracene	ND	0.27	mg/Kg dry	1	R-05	SW-846 8270D	7/12/13	7/13/13 18:41	CMR
Fluoranthene	ND	0.27	mg/Kg dry	1	R-05	SW-846 8270D	7/12/13	7/13/13 18:41	CMR
Fluorene	ND	0.27	mg/Kg dry	1	R-05	SW-846 8270D	7/12/13	7/13/13 18:41	CMR
Indeno(1,2,3-cd)pyrene	ND	0.27	mg/Kg dry	1	R-05	SW-846 8270D	7/12/13	7/13/13 18:41	CMR
2-Methylnaphthalene	ND	0.27	mg/Kg dry	1	R-05	SW-846 8270D	7/12/13	7/13/13 18:41	CMR
Naphthalene	ND	0.27	mg/Kg dry	1	R-05	SW-846 8270D	7/12/13	7/13/13 18:41	CMR
Phenanthrene	ND	0.27	mg/Kg dry	1	R-05	SW-846 8270D	7/12/13	7/13/13 18:41	CMR
Pyrene	ND	0.27	mg/Kg dry	1		SW-846 8270D	7/12/13	7/13/13 18:41	CMR

Surrogates	% Recovery	Recovery Limits	Flag	
Nitrobenzene-d5	57.7	30-130		7/13/13 18:41
2-Fluorobiphenyl	63.6	30-130		7/13/13 18:41
p-Terphenyl-d14	62.5	30-130		7/13/13 18:41

39 Spruce Street * East Longmeadow, MA 01028 * FAX 413/525-6405 * TEL. 413/525-2332

Project Location: 25 Skinner St, Easthapton, CT 06 Sample Description: Work Order: 13G0389

Date Received: 7/10/2013

Field Sample #: B-201, 5ft Sampled: 7/9/2013 13:05

Sample ID: 13G0389-21

Sample Matrix: Soil

Petroleum Hydrocarbons Analyses

Analyte	Results	RL	Units	Dilution	Flag	Method	Date Prepared	Date/Time Analyzed	Analyst
CT ETPH	48	16	mg/Kg dry	1		CTDEP ETPH	7/12/13	7/15/13 18:04	SCS

Surrogates	% Recovery	Recovery Limits	Flag	
o-Terphenyl	**45.3** *	50-150	S-25	7/15/13 18:04

39 Spruce Street * East Longmeadow, MA 01028 * FAX 413/525-6405 * TEL. 413/525-2332

Project Location: 25 Skinner St, Easthapton, CT 06 Sample Description: Work Order: 13G0389

Date Received: 7/10/2013

Field Sample #: B-201, 5ft Sampled: 7/9/2013 13:05

Sample ID: 13G0389-21

Sample Matrix: Soil

Conventional Chemistry Parameters by EPA/APHA/SW-846 Methods (Total)

Analyte	Results	RL	Units	Dilution	Flag	Method	Date Prepared	Date/Time Analyzed	Analyst
% Solids	63.0		% Wt	1		SM 2540G	7/13/13	7/15/13 8:13	MLA

con-test® ANALYTICAL LABORATORY

39 Spruce Street * East Longmeadow, MA 01028 * FAX 413/525-6405 * TEL. 413/525-2332

Project Location: 25 Skinner St, Easthapton, CT 06 Sample Description: Work Order: 13G0389

Date Received: 7/10/2013

Field Sample #: B-201, 7ft Sampled: 7/9/2013 13:10

Sample ID: 13G0389-22

Sample Matrix: Soil

Semivolatile Organic Compounds by GC/MS

Analyte	Results	RL	Units	Dilution	Flag	Method	Date Prepared	Date/Time Analyzed	Analyst
Acenaphthene	ND	0.19	mg/Kg dry	1	R-05	SW-846 8270D	7/12/13	7/13/13 16:55	CMR
Acenaphthylene	ND	0.19	mg/Kg dry	1	R-05	SW-846 8270D	7/12/13	7/13/13 16:55	CMR
Anthracene	ND	0.19	mg/Kg dry	1	R-05	SW-846 8270D	7/12/13	7/13/13 16:55	CMR
Benzo(a)anthracene	ND	0.19	mg/Kg dry	1	R-05	SW-846 8270D	7/12/13	7/13/13 16:55	CMR
Benzo(a)pyrene	ND	0.19	mg/Kg dry	1	R-05	SW-846 8270D	7/12/13	7/13/13 16:55	CMR
Benzo(b)fluoranthene	ND	0.19	mg/Kg dry	1	R-05	SW-846 8270D	7/12/13	7/13/13 16:55	CMR
Benzo(g,h,i)perylene	ND	0.19	mg/Kg dry	1		SW-846 8270D	7/12/13	7/13/13 16:55	CMR
Benzo(k)fluoranthene	ND	0.19	mg/Kg dry	1	R-05	SW-846 8270D	7/12/13	7/13/13 16:55	CMR
Chrysene	ND	0.19	mg/Kg dry	1	R-05	SW-846 8270D	7/12/13	7/13/13 16:55	CMR
Dibenz(a,h)anthracene	ND	0.19	mg/Kg dry	1	R-05	SW-846 8270D	7/12/13	7/13/13 16:55	CMR
Fluoranthene	ND	0.19	mg/Kg dry	1	R-05	SW-846 8270D	7/12/13	7/13/13 16:55	CMR
Fluorene	ND	0.19	mg/Kg dry	1	R-05	SW-846 8270D	7/12/13	7/13/13 16:55	CMR
Indeno(1,2,3-cd)pyrene	ND	0.19	mg/Kg dry	1	R-05	SW-846 8270D	7/12/13	7/13/13 16:55	CMR
2-Methylnaphthalene	ND	0.19	mg/Kg dry	1	R-05	SW-846 8270D	7/12/13	7/13/13 16:55	CMR
Naphthalene	ND	0.19	mg/Kg dry	1	R-05	SW-846 8270D	7/12/13	7/13/13 16:55	CMR
Phenanthrene	ND	0.19	mg/Kg dry	1	R-05	SW-846 8270D	7/12/13	7/13/13 16:55	CMR
Pyrene	ND	0.19	mg/Kg dry	1		SW-846 8270D	7/12/13	7/13/13 16:55	CMR

Surrogates	% Recovery	Recovery Limits	Flag	
Nitrobenzene-d5	57.8	30-130		7/13/13 16:55
2-Fluorobiphenyl	53.4	30-130		7/13/13 16:55
p-Terphenyl-d14	65.6	30-130		7/13/13 16:55

39 Spruce Street * East Longmeadow, MA 01028 * FAX 413/525-6405 * TEL. 413/525-2332

Project Location: 25 Skinner St, Easthapton, CT 06 Sample Description: Work Order: 13G0389

Date Received: 7/10/2013

Field Sample #: B-201, 7ft Sampled: 7/9/2013 13:10

Sample ID: 13G0389-22

Sample Matrix: Soil

Petroleum Hydrocarbons Analyses

Analyte	Results	RL	Units	Dilution	Flag	Method	Date Prepared	Date/Time Analyzed	Analyst
CT ETPH	ND	11	mg/Kg dry	1		CTDEP ETPH	7/12/13	7/15/13 18:22	SCS

Surrogates	% Recovery	Recovery Limits	Flag	
o-Terphenyl	58.6	50-150		7/15/13 18:22

39 Spruce Street * East Longmeadow, MA 01028 * FAX 413/525-6405 * TEL. 413/525-2332

Project Location: 25 Skinner St, Easthapton, CT 06 Sample Description: Work Order: 13G0389

Date Received: 7/10/2013

Field Sample #: B-201, 7ft Sampled: 7/9/2013 13:10

Sample ID: 13G0389-22

Sample Matrix: Soil

Conventional Chemistry Parameters by EPA/APHA/SW-846 Methods (Total)

Analyte	Results	RL	Units	Dilution	Flag	Method	Date Prepared	Date/Time Analyzed	Analyst
% Solids	90.8		% Wt	1		SM 2540G	7/13/13	7/15/13 8:13	MLA

con-test® ANALYTICAL LABORATORY

39 Spruce Street * East Longmeadow, MA 01028 * FAX 413/525-6405 * TEL. 413/525-2332

Project Location: 25 Skinner St, Easthapton, CT 06 Sample Description: Work Order: 13G0389

Date Received: 7/10/2013

Field Sample #: B-200, 2ft Sampled: 7/9/2013 13:15

Sample ID: 13G0389-23

Sample Matrix: Soil

Semivolatile Organic Compounds by GC/MS

Analyte	Results	RL	Units	Dilution	Flag	Method	Date Prepared	Date/Time Analyzed	Analyst
Acenaphthene	ND	0.18	mg/Kg dry	1	R-05	SW-846 8270D	7/12/13	7/13/13 17:28	CMR
Acenaphthylene	ND	0.18	mg/Kg dry	1	R-05	SW-846 8270D	7/12/13	7/13/13 17:28	CMR
Anthracene	ND	0.18	mg/Kg dry	1	R-05	SW-846 8270D	7/12/13	7/13/13 17:28	CMR
Benzo(a)anthracene	ND	0.18	mg/Kg dry	1	R-05	SW-846 8270D	7/12/13	7/13/13 17:28	CMR
Benzo(a)pyrene	ND	0.18	mg/Kg dry	1	R-05	SW-846 8270D	7/12/13	7/13/13 17:28	CMR
Benzo(b)fluoranthene	ND	0.18	mg/Kg dry	1	R-05	SW-846 8270D	7/12/13	7/13/13 17:28	CMR
Benzo(g,h,i)perylene	ND	0.18	mg/Kg dry	1		SW-846 8270D	7/12/13	7/13/13 17:28	CMR
Benzo(k)fluoranthene	ND	0.18	mg/Kg dry	1	R-05	SW-846 8270D	7/12/13	7/13/13 17:28	CMR
Chrysene	ND	0.18	mg/Kg dry	1	R-05	SW-846 8270D	7/12/13	7/13/13 17:28	CMR
Dibenz(a,h)anthracene	ND	0.18	mg/Kg dry	1	R-05	SW-846 8270D	7/12/13	7/13/13 17:28	CMR
Fluoranthene	ND	0.18	mg/Kg dry	1	R-05	SW-846 8270D	7/12/13	7/13/13 17:28	CMR
Fluorene	ND	0.18	mg/Kg dry	1	R-05	SW-846 8270D	7/12/13	7/13/13 17:28	CMR
Indeno(1,2,3-cd)pyrene	ND	0.18	mg/Kg dry	1	R-05	SW-846 8270D	7/12/13	7/13/13 17:28	CMR
2-Methylnaphthalene	ND	0.18	mg/Kg dry	1	R-05	SW-846 8270D	7/12/13	7/13/13 17:28	CMR
Naphthalene	ND	0.18	mg/Kg dry	1	R-05	SW-846 8270D	7/12/13	7/13/13 17:28	CMR
Phenanthrene	ND	0.18	mg/Kg dry	1	R-05	SW-846 8270D	7/12/13	7/13/13 17:28	CMR
Pyrene	ND	0.18	mg/Kg dry	1		SW-846 8270D	7/12/13	7/13/13 17:28	CMR

Surrogates	% Recovery	Recovery Limits	Flag	
Nitrobenzene-d5	42.9	30-130		7/13/13 17:28
2-Fluorobiphenyl	42.3	30-130		7/13/13 17:28
p-Terphenyl-d14	48.2	30-130		7/13/13 17:28

con-test® ANALYTICAL LABORATORY

39 Spruce Street * East Longmeadow, MA 01028 * FAX 413/525-6405 * TEL. 413/525-2332

Project Location: 25 Skinner St, Easthapton, CT 06 Sample Description: Work Order: 13G0389

Date Received: 7/10/2013

Field Sample #: B-200, 2ft Sampled: 7/9/2013 13:15

Sample ID: 13G0389-23

Sample Matrix: Soil

Petroleum Hydrocarbons Analyses

Analyte	Results	RL	Units	Dilution	Flag	Method	Date Prepared	Date/Time Analyzed	Analyst
CT ETPH	29	11	mg/Kg dry	1		CTDEP ETPH	7/12/13	7/15/13 20:30	SCS

Surrogates	% Recovery	Recovery Limits	Flag	
o-Terphenyl	**47.7** *	50-150	S-25	7/15/13 20:30

39 Spruce Street * East Longmeadow, MA 01028 * FAX 413/525-6405 * TEL. 413/525-2332

Project Location: 25 Skinner St, Easthapton, CT 06 Sample Description: Work Order: 13G0389

Date Received: 7/10/2013

Field Sample #: B-200, 2ft Sampled: 7/9/2013 13:15

Sample ID: 13G0389-23

Sample Matrix: Soil

Conventional Chemistry Parameters by EPA/APHA/SW-846 Methods (Total)

Analyte	Results	RL	Units	Dilution	Flag	Method	Date Prepared	Date/Time Analyzed	Analyst
% Solids	90.7		% Wt	1		SM 2540G	7/13/13	7/15/13 8:13	MLA

con-test® ANALYTICAL LABORATORY

39 Spruce Street * East Longmeadow, MA 01028 * FAX 413/525-6405 * TEL. 413/525-2332

Project Location: 25 Skinner St, Easthapton, CT 06 Sample Description: Work Order: 13G0389

Date Received: 7/10/2013

Field Sample #: B-200, 5ft Sampled: 7/9/2013 13:20

Sample ID: 13G0389-24

Sample Matrix: Soil

Semivolatile Organic Compounds by GC/MS

Analyte	Results	RL	Units	Dilution	Flag	Method	Date Prepared	Date/Time Analyzed	Analyst
Acenaphthene	ND	0.21	mg/Kg dry	1	R-05	SW-846 8270D	7/12/13	7/13/13 22:13	CMR
Acenaphthylene	ND	0.21	mg/Kg dry	1	R-05	SW-846 8270D	7/12/13	7/13/13 22:13	CMR
Anthracene	ND	0.21	mg/Kg dry	1	R-05	SW-846 8270D	7/12/13	7/13/13 22:13	CMR
Benzo(a)anthracene	0.71	0.21	mg/Kg dry	1	R-05	SW-846 8270D	7/12/13	7/13/13 22:13	CMR
Benzo(a)pyrene	0.74	0.21	mg/Kg dry	1	R-05	SW-846 8270D	7/12/13	7/13/13 22:13	CMR
Benzo(b)fluoranthene	1.0	0.21	mg/Kg dry	1	R-05	SW-846 8270D	7/12/13	7/13/13 22:13	CMR
Benzo(g,h,i)perylene	0.61	0.21	mg/Kg dry	1		SW-846 8270D	7/12/13	7/13/13 22:13	CMR
Benzo(k)fluoranthene	0.38	0.21	mg/Kg dry	1	R-05	SW-846 8270D	7/12/13	7/13/13 22:13	CMR
Chrysene	0.85	0.21	mg/Kg dry	1	R-05	SW-846 8270D	7/12/13	7/13/13 22:13	CMR
Dibenz(a,h)anthracene	ND	0.21	mg/Kg dry	1	R-05	SW-846 8270D	7/12/13	7/13/13 22:13	CMR
Fluoranthene	1.4	0.21	mg/Kg dry	1	R-05	SW-846 8270D	7/12/13	7/13/13 22:13	CMR
Fluorene	ND	0.21	mg/Kg dry	1	R-05	SW-846 8270D	7/12/13	7/13/13 22:13	CMR
Indeno(1,2,3-cd)pyrene	0.67	0.21	mg/Kg dry	1	R-05	SW-846 8270D	7/12/13	7/13/13 22:13	CMR
2-Methylnaphthalene	ND	0.21	mg/Kg dry	1	R-05	SW-846 8270D	7/12/13	7/13/13 22:13	CMR
Naphthalene	ND	0.21	mg/Kg dry	1	R-05	SW-846 8270D	7/12/13	7/13/13 22:13	CMR
Phenanthrene	0.81	0.21	mg/Kg dry	1	R-05	SW-846 8270D	7/12/13	7/13/13 22:13	CMR
Pyrene	1.5	0.21	mg/Kg dry	1		SW-846 8270D	7/12/13	7/13/13 22:13	CMR

Surrogates	% Recovery	Recovery Limits	Flag	
Nitrobenzene-d5	59.6	30-130		7/13/13 22:13
2-Fluorobiphenyl	66.2	30-130		7/13/13 22:13
p-Terphenyl-d14	77.5	30-130		7/13/13 22:13

con-test® ANALYTICAL LABORATORY

39 Spruce Street * East Longmeadow, MA 01028 * FAX 413/525-6405 * TEL. 413/525-2332

Project Location: 25 Skinner St, Easthapton, CT 06 Sample Description: Work Order: 13G0389

Date Received: 7/10/2013

Field Sample #: B-200, 5ft Sampled: 7/9/2013 13:20

Sample ID: 13G0389-24

Sample Matrix: Soil

Petroleum Hydrocarbons Analyses

Analyte	Results	RL	Units	Dilution	Flag	Method	Date Prepared	Date/Time Analyzed	Analyst
CT ETPH	370	63	mg/Kg dry	5		CTDEP ETPH	7/12/13	7/17/13 13:25	SCS

Surrogates	% Recovery	Recovery Limits	Flag	
o-Terphenyl	82.2	50-150		7/17/13 13:25

39 Spruce Street * East Longmeadow, MA 01028 * FAX 413/525-6405 * TEL. 413/525-2332

Project Location: 25 Skinner St, Easthapton, CT 06 Sample Description: Work Order: 13G0389

Date Received: 7/10/2013

Field Sample #: B-200, 5ft Sampled: 7/9/2013 13:20

Sample ID: 13G0389-24

Sample Matrix: Soil

Conventional Chemistry Parameters by EPA/APHA/SW-846 Methods (Total)

Analyte	Results	RL	Units	Dilution	Flag	Method	Date Prepared	Date/Time Analyzed	Analyst
% Solids	79.4		% Wt	1		SM 2540G	7/13/13	7/15/13 8:13	MLA

con-test® ANALYTICAL LABORATORY

39 Spruce Street * East Longmeadow, MA 01028 * FAX 413/525-6405 * TEL. 413/525-2332

Project Location: 25 Skinner St, Easthapton, CT 06 Sample Description: Work Order: 13G0389

Date Received: 7/10/2013

Field Sample #: B-200, 7ft Sampled: 7/9/2013 13:25

Sample ID: 13G0389-25

Sample Matrix: Soil

Semivolatile Organic Compounds by GC/MS

Analyte	Results	RL	Units	Dilution	Flag	Method	Date Prepared	Date/Time Analyzed	Analyst
Acenaphthene	ND	0.19	mg/Kg dry	1	R-05	SW-846 8270D	7/12/13	7/13/13 18:01	CMR
Acenaphthylene	ND	0.19	mg/Kg dry	1	R-05	SW-846 8270D	7/12/13	7/13/13 18:01	CMR
Anthracene	ND	0.19	mg/Kg dry	1	R-05	SW-846 8270D	7/12/13	7/13/13 18:01	CMR
Benzo(a)anthracene	ND	0.19	mg/Kg dry	1	R-05	SW-846 8270D	7/12/13	7/13/13 18:01	CMR
Benzo(a)pyrene	ND	0.19	mg/Kg dry	1	R-05	SW-846 8270D	7/12/13	7/13/13 18:01	CMR
Benzo(b)fluoranthene	ND	0.19	mg/Kg dry	1	R-05	SW-846 8270D	7/12/13	7/13/13 18:01	CMR
Benzo(g,h,i)perylene	ND	0.19	mg/Kg dry	1		SW-846 8270D	7/12/13	7/13/13 18:01	CMR
Benzo(k)fluoranthene	ND	0.19	mg/Kg dry	1	R-05	SW-846 8270D	7/12/13	7/13/13 18:01	CMR
Chrysene	ND	0.19	mg/Kg dry	1	R-05	SW-846 8270D	7/12/13	7/13/13 18:01	CMR
Dibenz(a,h)anthracene	ND	0.19	mg/Kg dry	1	R-05	SW-846 8270D	7/12/13	7/13/13 18:01	CMR
Fluoranthene	ND	0.19	mg/Kg dry	1	R-05	SW-846 8270D	7/12/13	7/13/13 18:01	CMR
Fluorene	ND	0.19	mg/Kg dry	1	R-05	SW-846 8270D	7/12/13	7/13/13 18:01	CMR
Indeno(1,2,3-cd)pyrene	ND	0.19	mg/Kg dry	1	R-05	SW-846 8270D	7/12/13	7/13/13 18:01	CMR
2-Methylnaphthalene	ND	0.19	mg/Kg dry	1	R-05	SW-846 8270D	7/12/13	7/13/13 18:01	CMR
Naphthalene	ND	0.19	mg/Kg dry	1	R-05	SW-846 8270D	7/12/13	7/13/13 18:01	CMR
Phenanthrene	ND	0.19	mg/Kg dry	1	R-05	SW-846 8270D	7/12/13	7/13/13 18:01	CMR
Pyrene	ND	0.19	mg/Kg dry	1		SW-846 8270D	7/12/13	7/13/13 18:01	CMR

Surrogates	% Recovery	Recovery Limits	Flag	
Nitrobenzene-d5	77.3	30-130		7/13/13 18:01
2-Fluorobiphenyl	74.9	30-130		7/13/13 18:01
p-Terphenyl-d14	95.0	30-130		7/13/13 18:01

39 Spruce Street * East Longmeadow, MA 01028 * FAX 413/525-6405 * TEL. 413/525-2332

Project Location: 25 Skinner St, Easthapton, CT 06 Sample Description: Work Order: 13G0389

Date Received: 7/10/2013

Field Sample #: B-200, 7ft Sampled: 7/9/2013 13:25

Sample ID: 13G0389-25

Sample Matrix: Soil

Petroleum Hydrocarbons Analyses

Analyte	Results	RL	Units	Dilution	Flag	Method	Date Prepared	Date/Time Analyzed	Analyst
CT ETPH	ND	11	mg/Kg dry	1		CTDEP ETPH	7/12/13	7/15/13 18:40	SCS

Surrogates	% Recovery	Recovery Limits	Flag	
o-Terphenyl	59.0	50-150		7/15/13 18:40

39 Spruce Street * East Longmeadow, MA 01028 * FAX 413/525-6405 * TEL. 413/525-2332

Project Location: 25 Skinner St, Easthapton, CT 06 Sample Description: Work Order: 13G0389

Date Received: 7/10/2013

Field Sample #: B-200, 7ft Sampled: 7/9/2013 13:25

Sample ID: 13G0389-25

Sample Matrix: Soil

Conventional Chemistry Parameters by EPA/APHA/SW-846 Methods (Total)

Analyte	Results	RL	Units	Dilution	Flag	Method	Date Prepared	Date/Time Analyzed	Analyst
% Solids	90.6		% Wt	1		SM 2540G	7/13/13	7/15/13 8:13	MLA

con-test® ANALYTICAL LABORATORY

39 Spruce Street * East Longmeadow, MA 01028 * FAX 413/525-6405 * TEL. 413/525-2332

Sample Extraction Data

Prep Method: SW-846 3546-CTDEP ETPH

Lab Number [Field ID]	Batch	Initial [g]	Final [mL]	Date
13G0389-01 [B-209, 2ft]	B076649	30.0	1.00	07/12/13
13G0389-02 [B-209, 4ft]	B076649	30.1	1.00	07/12/13
13G0389-03 [B-209, 6ft]	B076649	30.0	1.00	07/12/13
13G0389-04 [B-210, 2ft]	B076649	30.0	1.00	07/12/13
13G0389-05 [B-210, 4ft]	B076649	30.1	1.00	07/12/13
13G0389-06 [B-210, 6ft]	B076649	30.3	1.00	07/12/13
13G0389-07 [B-208, 2ft]	B076649	30.1	1.00	07/12/13
13G0389-08 [B-208, 4ft]	B076649	30.0	1.00	07/12/13
13G0389-09 [B-208, 6ft]	B076649	30.0	1.00	07/12/13
13G0389-10 [B-205, 2ft]	B076649	30.0	1.00	07/12/13
13G0389-11 [B-205, 6ft]	B076649	30.0	1.00	07/12/13
13G0389-12 [B-203, 2ft]	B076649	30.1	1.00	07/12/13
13G0389-13 [B-203, 6ft]	B076649	30.1	1.00	07/12/13
13G0389-14 [B-204, 2ft]	B076649	30.0	1.00	07/12/13
13G0389-15 [B-204, 4ft]	B076649	30.0	1.00	07/12/13
13G0389-16 [B-204, 6ft]	B076649	30.0	1.00	07/12/13
13G0389-17 [B-202, 2ft]	B076649	30.0	1.00	07/12/13
13G0389-18 [B-202, 5ft]	B076649	30.1	1.00	07/12/13
13G0389-19 [B-202, 7ft]	B076649	30.0	1.00	07/12/13
13G0389-20 [B-201, 2ft]	B076649	30.0	1.00	07/12/13

Prep Method: SW-846 3546-CTDEP ETPH

Lab Number [Field ID]	Batch	Initial [g]	Final [mL]	Date
13G0389-21 [B-201, 5ft]	B076652	30.0	1.00	07/12/13
13G0389-22 [B-201, 7ft]	B076652	30.1	1.00	07/12/13
13G0389-23 [B-200, 2ft]	B076652	30.0	1.00	07/12/13
13G0389-24 [B-200, 5ft]	B076652	30.1	1.00	07/12/13
13G0389-25 [B-200, 7ft]	B076652	30.2	1.00	07/12/13

Prep Method: % Solids-SM 2540G

Lab Number [Field ID]	Batch	Date
13G0389-01 [B-209, 2ft]	B076535	07/11/13
13G0389-02 [B-209, 4ft]	B076535	07/11/13
13G0389-03 [B-209, 6ft]	B076535	07/11/13
13G0389-04 [B-210, 2ft]	B076535	07/11/13
13G0389-05 [B-210, 4ft]	B076535	07/11/13
13G0389-06 [B-210, 6ft]	B076535	07/11/13
13G0389-07 [B-208, 2ft]	B076535	07/11/13
13G0389-08 [B-208, 4ft]	B076535	07/11/13
13G0389-09 [B-208, 6ft]	B076535	07/11/13
13G0389-10 [B-205, 2ft]	B076535	07/11/13
13G0389-11 [B-205, 6ft]	B076535	07/11/13
13G0389-14 [B-204, 2ft]	B076535	07/11/13
13G0389-15 [B-204, 4ft]	B076535	07/11/13

Prep Method: % Solids-SM 2540G

Lab Number [Field ID]	Batch	Date
13G0389-16 [B-204, 6ft]	B076624	07/12/13

con-test® ANALYTICAL LABORATORY

39 Spruce Street * East Longmeadow, MA 01028 * FAX 413/525-6405 * TEL. 413/525-2332

Sample Extraction Data

Prep Method: % Solids-SM 2540G

Lab Number [Field ID]	Batch	Date
13G0389-12 [B-203, 2ft]	B076709	07/13/13
13G0389-13 [B-203, 6ft]	B076709	07/13/13
13G0389-17 [B-202, 2ft]	B076709	07/13/13
13G0389-18 [B-202, 5ft]	B076709	07/13/13
13G0389-19 [B-202, 7ft]	B076709	07/13/13
13G0389-20 [B-201, 2ft]	B076709	07/13/13
13G0389-21 [B-201, 5ft]	B076709	07/13/13
13G0389-22 [B-201, 7ft]	B076709	07/13/13
13G0389-23 [B-200, 2ft]	B076709	07/13/13
13G0389-24 [B-200, 5ft]	B076709	07/13/13
13G0389-25 [B-200, 7ft]	B076709	07/13/13

Prep Method: SW-846 3050B-SW-846 6010C

Lab Number [Field ID]	Batch	Initial [g]	Final [mL]	Date
13G0389-01 [B-209, 2ft]	B076506	1.03	50.0	07/11/13
13G0389-02 [B-209, 4ft]	B076506	1.02	50.0	07/11/13
13G0389-03 [B-209, 6ft]	B076506	1.04	50.0	07/11/13
13G0389-04 [B-210, 2ft]	B076506	1.04	50.0	07/11/13
13G0389-05 [B-210, 4ft]	B076506	1.07	50.0	07/11/13
13G0389-06 [B-210, 6ft]	B076506	1.01	50.0	07/11/13
13G0389-07 [B-208, 2ft]	B076506	1.07	50.0	07/11/13
13G0389-08 [B-208, 4ft]	B076506	1.00	50.0	07/11/13
13G0389-09 [B-208, 6ft]	B076506	1.01	50.0	07/11/13
13G0389-10 [B-205, 2ft]	B076506	1.01	50.0	07/11/13
13G0389-11 [B-205, 6ft]	B076506	1.00	50.0	07/11/13
13G0389-12 [B-203, 2ft]	B076506	1.05	50.0	07/11/13
13G0389-13 [B-203, 6ft]	B076506	1.01	50.0	07/11/13
13G0389-14 [B-204, 2ft]	B076506	1.07	50.0	07/11/13
13G0389-15 [B-204, 4ft]	B076506	1.04	50.0	07/11/13

Prep Method: SW-846 3050B-SW-846 6010C

Lab Number [Field ID]	Batch	Initial [g]	Final [mL]	Date
13G0389-16 [B-204, 6ft]	B076591	1.02	50.0	07/12/13

Prep Method: SW-846 3010A-SW-846 6020A **Leachates were extracted on 7/11/2013 per SW-846 1312 in Batch B076534**

Lab Number [Field ID]	Batch	Initial [mL]	Final [mL]	Date
13G0389-01 [B-209, 2ft]	B076639	50.0	50.0	07/12/13
13G0389-02 [B-209, 4ft]	B076639	50.0	50.0	07/12/13
13G0389-03 [B-209, 6ft]	B076639	50.0	50.0	07/12/13
13G0389-04 [B-210, 2ft]	B076639	50.0	50.0	07/12/13
13G0389-05 [B-210, 4ft]	B076639	50.0	50.0	07/12/13
13G0389-06 [B-210, 6ft]	B076639	50.0	50.0	07/12/13
13G0389-07 [B-208, 2ft]	B076639	50.0	50.0	07/12/13
13G0389-08 [B-208, 4ft]	B076639	50.0	50.0	07/12/13
13G0389-09 [B-208, 6ft]	B076639	50.0	50.0	07/12/13
13G0389-10 [B-205, 2ft]	B076639	50.0	50.0	07/12/13
13G0389-11 [B-205, 6ft]	B076639	50.0	50.0	07/12/13

con-test® ANALYTICAL LABORATORY

39 Spruce Street * East Longmeadow, MA 01028 * FAX 413/525-6405 * TEL. 413/525-2332

Sample Extraction Data

Prep Method: SW-846 3010A-SW-846 6020A **Leachates were extracted on 7/11/2013 per SW-846 1312 in Batch B076534**

Lab Number [Field ID]	Batch	Initial [mL]	Final [mL]	Date
13G0389-14 [B-204, 2ft]	B076639	50.0	50.0	07/12/13
13G0389-15 [B-204, 4ft]	B076639	50.0	50.0	07/12/13

Prep Method: SW-846 3010A-SW-846 6020A **Leachates were extracted on 7/15/2013 per SW-846 1312 in Batch B076735**

Lab Number [Field ID]	Batch	Initial [mL]	Final [mL]	Date
13G0389-12 [B-203, 2ft]	B076790	50.0	50.0	07/16/13
13G0389-13 [B-203, 6ft]	B076790	50.0	50.0	07/16/13
13G0389-16 [B-204, 6ft]	B076790	50.0	50.0	07/16/13

Prep Method: SW-846 7470A Prep-SW-846 7470A **Leachates were extracted on 7/11/2013 per SW-846 1312 in Batch B076534**

Lab Number [Field ID]	Batch	Initial [mL]	Final [mL]	Date
13G0389-01 [B-209, 2ft]	B076636	6.00	6.00	07/12/13
13G0389-02 [B-209, 4ft]	B076636	6.00	6.00	07/12/13
13G0389-03 [B-209, 6ft]	B076636	6.00	6.00	07/12/13
13G0389-04 [B-210, 2ft]	B076636	6.00	6.00	07/12/13
13G0389-05 [B-210, 4ft]	B076636	6.00	6.00	07/12/13
13G0389-06 [B-210, 6ft]	B076636	6.00	6.00	07/12/13
13G0389-07 [B-208, 2ft]	B076636	6.00	6.00	07/12/13
13G0389-08 [B-208, 4ft]	B076636	6.00	6.00	07/12/13
13G0389-09 [B-208, 6ft]	B076636	6.00	6.00	07/12/13
13G0389-10 [B-205, 2ft]	B076636	6.00	6.00	07/12/13
13G0389-11 [B-205, 6ft]	B076636	6.00	6.00	07/12/13
13G0389-14 [B-204, 2ft]	B076636	6.00	6.00	07/12/13
13G0389-15 [B-204, 4ft]	B076636	6.00	6.00	07/12/13

Prep Method: SW-846 7470A Prep-SW-846 7470A **Leachates were extracted on 7/15/2013 per SW-846 1312 in Batch B076735**

Lab Number [Field ID]	Batch	Initial [mL]	Final [mL]	Date
13G0389-16 [B-204, 6ft]	B076788	6.00	6.00	07/16/13

Prep Method: SW-846 7471-SW-846 7471B

Lab Number [Field ID]	Batch	Initial [g]	Final [mL]	Date
13G0389-01 [B-209, 2ft]	B076500	0.605	50.0	07/11/13
13G0389-02 [B-209, 4ft]	B076500	0.605	50.0	07/11/13
13G0389-03 [B-209, 6ft]	B076500	0.601	50.0	07/11/13
13G0389-04 [B-210, 2ft]	B076500	0.601	50.0	07/11/13
13G0389-05 [B-210, 4ft]	B076500	0.617	50.0	07/11/13
13G0389-06 [B-210, 6ft]	B076500	0.603	50.0	07/11/13
13G0389-07 [B-208, 2ft]	B076500	0.618	50.0	07/11/13
13G0389-08 [B-208, 4ft]	B076500	0.602	50.0	07/11/13
13G0389-09 [B-208, 6ft]	B076500	0.617	50.0	07/11/13
13G0389-10 [B-205, 2ft]	B076500	0.608	50.0	07/11/13
13G0389-11 [B-205, 6ft]	B076500	0.610	50.0	07/11/13
13G0389-14 [B-204, 2ft]	B076500	0.608	50.0	07/11/13
13G0389-15 [B-204, 4ft]	B076500	0.606	50.0	07/11/13

con-test® ANALYTICAL LABORATORY

39 Spruce Street * East Longmeadow, MA 01028 * FAX 413/525-6405 * TEL. 413/525-2332

Sample Extraction Data

Prep Method: SW-846 7471-SW-846 7471B

Lab Number [Field ID]	Batch	Initial [g]	Final [mL]	Date
13G0389-16 [B-204, 6ft]	B076603	0.609	50.0	07/12/13

Prep Method: SW-846 3546-SW-846 8270D

Lab Number [Field ID]	Batch	Initial [g]	Final [mL]	Date
13G0389-01 [B-209, 2ft]	B076520	30.0	1.00	07/11/13
13G0389-02 [B-209, 4ft]	B076520	30.1	1.00	07/11/13
13G0389-03 [B-209, 6ft]	B076520	30.2	1.00	07/11/13
13G0389-04 [B-210, 2ft]	B076520	30.1	2.00	07/11/13
13G0389-05 [B-210, 4ft]	B076520	30.0	1.00	07/11/13
13G0389-06 [B-210, 6ft]	B076520	30.0	1.00	07/11/13
13G0389-07 [B-208, 2ft]	B076520	30.0	1.00	07/11/13
13G0389-08 [B-208, 4ft]	B076520	30.0	1.00	07/11/13
13G0389-09 [B-208, 6ft]	B076520	30.1	1.00	07/11/13
13G0389-10 [B-205, 2ft]	B076520	30.0	1.00	07/11/13
13G0389-11 [B-205, 6ft]	B076520	30.0	1.00	07/11/13
13G0389-14 [B-204, 2ft]	B076520	30.0	1.00	07/11/13
13G0389-15 [B-204, 4ft]	B076520	30.0	1.00	07/11/13

Prep Method: SW-846 3546-SW-846 8270D

Lab Number [Field ID]	Batch	Initial [g]	Final [mL]	Date
13G0389-16 [B-204, 6ft]	B076632	30.6	1.00	07/12/13
13G0389-17 [B-202, 2ft]	B076632	30.0	1.00	07/12/13
13G0389-18 [B-202, 5ft]	B076632	30.6	1.00	07/12/13
13G0389-19 [B-202, 7ft]	B076632	30.6	1.00	07/12/13
13G0389-20 [B-201, 2ft]	B076632	30.4	1.00	07/12/13
13G0389-21 [B-201, 5ft]	B076632	30.1	1.00	07/12/13
13G0389-22 [B-201, 7ft]	B076632	30.2	1.00	07/12/13
13G0389-23 [B-200, 2ft]	B076632	30.5	1.00	07/12/13
13G0389-24 [B-200, 5ft]	B076632	30.3	1.00	07/12/13
13G0389-25 [B-200, 7ft]	B076632	30.2	1.00	07/12/13

con-test® ANALYTICAL LABORATORY

39 Spruce Street * East Longmeadow, MA 01028 * FAX 413/525-6405 * TEL. 413/525-2332

QUALITY CONTROL

Semivolatile Organic Compounds by GC/MS - Quality Control

Analyte	Result	Reporting Limit	Units	Spike Level	Source Result	%REC	%REC Limits	RPD	RPD Limit	Notes
Batch B076520 - SW-846 3546										
Blank (B076520-BLK1)				Prepared & Analyzed: 07/11/13						
Acenaphthene	ND	0.17	mg/Kg wet							
Acenaphthylene	ND	0.17	mg/Kg wet							
Anthracene	ND	0.17	mg/Kg wet							
Benzo(a)anthracene	ND	0.17	mg/Kg wet							
Benzo(a)pyrene	ND	0.17	mg/Kg wet							
Benzo(b)fluoranthene	ND	0.17	mg/Kg wet							
Benzo(g,h,i)perylene	ND	0.17	mg/Kg wet							R-05
Benzo(k)fluoranthene	ND	0.17	mg/Kg wet							
Chrysene	ND	0.17	mg/Kg wet							
Dibenz(a,h)anthracene	ND	0.17	mg/Kg wet							
Fluoranthene	ND	0.17	mg/Kg wet							
Fluorene	ND	0.17	mg/Kg wet							
Indeno(1,2,3-cd)pyrene	ND	0.17	mg/Kg wet							
2-Methylnaphthalene	ND	0.17	mg/Kg wet							
Naphthalene	ND	0.17	mg/Kg wet							
Phenanthrene	ND	0.17	mg/Kg wet							
Pyrene	ND	0.17	mg/Kg wet							
Surrogate: Nitrobenzene-d5	*2.62*		mg/Kg wet	3.33		78.7	30-130			
Surrogate: 2-Fluorobiphenyl	*2.52*		mg/Kg wet	3.33		75.7	30-130			
Surrogate: p-Terphenyl-d14	*3.63*		mg/Kg wet	3.33		109	30-130			
LCS (B076520-BS1)				Prepared & Analyzed: 07/11/13						
Acenaphthene	1.43	0.17	mg/Kg wet	1.67		85.8	40-140			
Acenaphthylene	1.42	0.17	mg/Kg wet	1.67		85.5	40-140			
Anthracene	1.55	0.17	mg/Kg wet	1.67		93.0	40-140			
Benzo(a)anthracene	1.59	0.17	mg/Kg wet	1.67		95.4	40-140			
Benzo(a)pyrene	1.60	0.17	mg/Kg wet	1.67		96.1	40-140			
Benzo(b)fluoranthene	1.42	0.17	mg/Kg wet	1.67		85.0	40-140			
Benzo(g,h,i)perylene	0.859	0.17	mg/Kg wet	1.67		51.5	40-140			R-05
Benzo(k)fluoranthene	1.57	0.17	mg/Kg wet	1.67		94.0	40-140			
Chrysene	1.63	0.17	mg/Kg wet	1.67		97.6	40-140			
Dibenz(a,h)anthracene	1.20	0.17	mg/Kg wet	1.67		71.7	40-140			
Fluoranthene	1.76	0.17	mg/Kg wet	1.67		106	40-140			
Fluorene	1.53	0.17	mg/Kg wet	1.67		91.6	40-140			
Indeno(1,2,3-cd)pyrene	1.14	0.17	mg/Kg wet	1.67		68.2	40-140			
2-Methylnaphthalene	1.20	0.17	mg/Kg wet	1.67		72.0	40-140			
Naphthalene	1.23	0.17	mg/Kg wet	1.67		73.6	40-140			
Phenanthrene	1.59	0.17	mg/Kg wet	1.67		95.1	40-140			
Pyrene	1.65	0.17	mg/Kg wet	1.67		99.2	40-140			
Surrogate: Nitrobenzene-d5	*2.54*		mg/Kg wet	3.33		76.2	30-130			
Surrogate: 2-Fluorobiphenyl	*2.77*		mg/Kg wet	3.33		83.1	30-130			
Surrogate: p-Terphenyl-d14	*3.56*		mg/Kg wet	3.33		107	30-130			

con-test® ANALYTICAL LABORATORY

39 Spruce Street * East Longmeadow, MA 01028 * FAX 413/525-6405 * TEL. 413/525-2332

QUALITY CONTROL

Semivolatile Organic Compounds by GC/MS - Quality Control

Analyte	Result	Reporting Limit	Units	Spike Level	Source Result	%REC		%REC Limits	RPD		RPD Limit	Notes
Batch B076520 - SW-846 3546												
LCS Dup (B076520-BSD1)				Prepared & Analyzed: 07/11/13								
Acenaphthene	1.41	0.17	mg/Kg wet	1.67		84.9		40-140	1.12		30	
Acenaphthylene	1.44	0.17	mg/Kg wet	1.67		86.1		40-140	0.793		30	
Anthracene	1.55	0.17	mg/Kg wet	1.67		92.8		40-140	0.194		30	
Benzo(a)anthracene	1.58	0.17	mg/Kg wet	1.67		94.9		40-140	0.525		30	
Benzo(a)pyrene	1.59	0.17	mg/Kg wet	1.67		95.2		40-140	0.941		30	
Benzo(b)fluoranthene	1.33	0.17	mg/Kg wet	1.67		79.9		40-140	6.16		30	
Benzo(g,h,i)perylene	1.23	0.17	mg/Kg wet	1.67		74.1		40-140	**35.9**	*	30	R-05
Benzo(k)fluoranthene	1.59	0.17	mg/Kg wet	1.67		95.7		40-140	1.79		30	
Chrysene	1.60	0.17	mg/Kg wet	1.67		96.1		40-140	1.53		30	
Dibenz(a,h)anthracene	1.39	0.17	mg/Kg wet	1.67		83.4		40-140	15.1		30	
Fluoranthene	1.79	0.17	mg/Kg wet	1.67		108		40-140	1.78		30	
Fluorene	1.35	0.17	mg/Kg wet	1.67		81.0		40-140	12.4		30	
Indeno(1,2,3-cd)pyrene	1.34	0.17	mg/Kg wet	1.67		80.3		40-140	16.2		30	
2-Methylnaphthalene	1.34	0.17	mg/Kg wet	1.67		80.6		40-140	11.3		30	
Naphthalene	1.24	0.17	mg/Kg wet	1.67		74.3		40-140	0.920		30	
Phenanthrene	1.58	0.17	mg/Kg wet	1.67		94.7		40-140	0.421		30	
Pyrene	1.60	0.17	mg/Kg wet	1.67		96.2		40-140	3.03		30	
Surrogate: Nitrobenzene-d5	*2.86*		mg/Kg wet	3.33		85.9		30-130				
Surrogate: 2-Fluorobiphenyl	*2.62*		mg/Kg wet	3.33		78.5		30-130				
Surrogate: p-Terphenyl-d14	*3.39*		mg/Kg wet	3.33		102		30-130				
Matrix Spike (B076520-MS1)	**Source: 13G0389-01**			Prepared: 07/11/13 Analyzed: 07/12/13								
Acenaphthene	1.20	0.18	mg/Kg dry	1.73	ND	69.4		40-140				
Acenaphthylene	1.24	0.18	mg/Kg dry	1.73	ND	71.6		40-140				
Anthracene	1.45	0.18	mg/Kg dry	1.73	ND	84.1		40-140				
Benzo(a)anthracene	1.35	0.18	mg/Kg dry	1.73	ND	77.9		40-140				
Benzo(a)pyrene	1.34	0.18	mg/Kg dry	1.73	ND	77.4		40-140				
Benzo(b)fluoranthene	1.30	0.18	mg/Kg dry	1.73	ND	75.4		40-140				
Benzo(g,h,i)perylene	0.540	0.18	mg/Kg dry	1.73	ND	**31.2**	*	40-140				MS-23
Benzo(k)fluoranthene	1.58	0.18	mg/Kg dry	1.73	ND	91.3		40-140				
Chrysene	1.34	0.18	mg/Kg dry	1.73	ND	77.3		40-140				
Dibenz(a,h)anthracene	0.623	0.18	mg/Kg dry	1.73	ND	**36.0**	*	40-140				MS-23
Fluoranthene	1.54	0.18	mg/Kg dry	1.73	ND	89.3		40-140				
Fluorene	1.13	0.18	mg/Kg dry	1.73	ND	65.1		40-140				
Indeno(1,2,3-cd)pyrene	0.581	0.18	mg/Kg dry	1.73	ND	**33.6**	*	40-140				MS-23
2-Methylnaphthalene	1.11	0.18	mg/Kg dry	1.73	ND	64.3		40-140				
Naphthalene	1.11	0.18	mg/Kg dry	1.73	ND	64.4		40-140				
Phenanthrene	1.35	0.18	mg/Kg dry	1.73	ND	77.9		40-140				
Pyrene	1.47	0.18	mg/Kg dry	1.73	ND	85.2		40-140				
Surrogate: Nitrobenzene-d5	*2.30*		mg/Kg dry	3.46		66.5		30-130				
Surrogate: 2-Fluorobiphenyl	*2.22*		mg/Kg dry	3.46		64.2		30-130				
Surrogate: p-Terphenyl-d14	*3.13*		mg/Kg dry	3.46		90.5		30-130				

con-test® ANALYTICAL LABORATORY

39 Spruce Street * East Longmeadow, MA 01028 * FAX 413/525-6405 * TEL. 413/525-2332

QUALITY CONTROL

Semivolatile Organic Compounds by GC/MS - Quality Control

Analyte	Result	Reporting Limit	Units	Spike Level	Source Result	%REC	%REC Limits	RPD		RPD Limit	Notes
Batch B076520 - SW-846 3546											
Matrix Spike Dup (B076520-MSD1)		**Source: 13G0389-01**		Prepared: 07/11/13 Analyzed: 07/12/13							
Acenaphthene	1.29	0.18	mg/Kg dry	1.73	ND	74.3	40-140	6.84		30	
Acenaphthylene	1.29	0.18	mg/Kg dry	1.73	ND	74.8	40-140	4.37		30	
Anthracene	1.37	0.18	mg/Kg dry	1.73	ND	79.3	40-140	5.90		30	
Benzo(a)anthracene	1.42	0.18	mg/Kg dry	1.73	ND	82.4	40-140	5.64		30	
Benzo(a)pyrene	1.41	0.18	mg/Kg dry	1.73	ND	81.7	40-140	5.40		30	
Benzo(b)fluoranthene	1.33	0.18	mg/Kg dry	1.73	ND	77.0	40-140	2.07		30	
Benzo(g,h,i)perylene	0.857	0.18	mg/Kg dry	1.73	ND	49.5	40-140	**45.3**	*	30	R-06
Benzo(k)fluoranthene	1.52	0.18	mg/Kg dry	1.73	ND	87.7	40-140	4.11		30	
Chrysene	1.45	0.18	mg/Kg dry	1.73	ND	84.0	40-140	8.33		30	
Dibenz(a,h)anthracene	0.944	0.18	mg/Kg dry	1.73	ND	54.6	40-140	**41.0**	*	30	R-06
Fluoranthene	1.52	0.18	mg/Kg dry	1.73	ND	87.9	40-140	1.56		30	
Fluorene	1.22	0.18	mg/Kg dry	1.73	ND	70.3	40-140	7.65		30	
Indeno(1,2,3-cd)pyrene	0.884	0.18	mg/Kg dry	1.73	ND	51.1	40-140	**41.3**	*	30	R-06
2-Methylnaphthalene	1.13	0.18	mg/Kg dry	1.73	ND	65.1	40-140	1.30		30	
Naphthalene	1.21	0.18	mg/Kg dry	1.73	ND	70.1	40-140	8.44		30	
Phenanthrene	1.43	0.18	mg/Kg dry	1.73	ND	82.7	40-140	6.00		30	
Pyrene	1.51	0.18	mg/Kg dry	1.73	ND	87.5	40-140	2.73		30	
Surrogate: Nitrobenzene-d5	*2.50*		mg/Kg dry	3.46		72.2	30-130				
Surrogate: 2-Fluorobiphenyl	*2.40*		mg/Kg dry	3.46		69.3	30-130				
Surrogate: p-Terphenyl-d14	*3.12*		mg/Kg dry	3.46		90.2	30-130				
Batch B076632 - SW-846 3546											
Blank (B076632-BLK1)				Prepared: 07/12/13 Analyzed: 07/16/13							
Acenaphthene	ND	0.17	mg/Kg wet								R-05
Acenaphthylene	ND	0.17	mg/Kg wet								R-05
Anthracene	ND	0.17	mg/Kg wet								R-05
Benzo(a)anthracene	ND	0.17	mg/Kg wet								R-05
Benzo(a)pyrene	ND	0.17	mg/Kg wet								R-05
Benzo(b)fluoranthene	ND	0.17	mg/Kg wet								R-05
Benzo(g,h,i)perylene	ND	0.17	mg/Kg wet								V-05
Benzo(k)fluoranthene	ND	0.17	mg/Kg wet								R-05
Chrysene	ND	0.17	mg/Kg wet								R-05
Dibenz(a,h)anthracene	ND	0.17	mg/Kg wet								R-05
Fluoranthene	ND	0.17	mg/Kg wet								R-05
Fluorene	ND	0.17	mg/Kg wet								R-05
Indeno(1,2,3-cd)pyrene	ND	0.17	mg/Kg wet								R-05
2-Methylnaphthalene	ND	0.17	mg/Kg wet								R-05
Naphthalene	ND	0.17	mg/Kg wet								R-05
Phenanthrene	ND	0.17	mg/Kg wet								R-05
Pyrene	ND	0.17	mg/Kg wet								
Surrogate: Nitrobenzene-d5	*1.61*		mg/Kg wet	3.33		48.4	30-130				
Surrogate: 2-Fluorobiphenyl	*1.96*		mg/Kg wet	3.33		58.9	30-130				
Surrogate: p-Terphenyl-d14	*2.17*		mg/Kg wet	3.33		65.0	30-130				

con-test® ANALYTICAL LABORATORY

39 Spruce Street * East Longmeadow, MA 01028 * FAX 413/525-6405 * TEL. 413/525-2332

QUALITY CONTROL

Semivolatile Organic Compounds by GC/MS - Quality Control

Analyte	Result	Reporting Limit	Units	Spike Level	Source Result	%REC	%REC Limits	RPD		RPD Limit	Notes
Batch B076632 - SW-846 3546											
LCS (B076632-BS1)				Prepared: 07/12/13 Analyzed: 07/16/13							
Acenaphthene	1.34	0.17	mg/Kg wet	1.67		80.2	40-140				R-05
Acenaphthylene	1.36	0.17	mg/Kg wet	1.67		81.4	40-140				R-05
Anthracene	1.45	0.17	mg/Kg wet	1.67		87.1	40-140				R-05
Benzo(a)anthracene	1.48	0.17	mg/Kg wet	1.67		88.9	40-140				R-05
Benzo(a)pyrene	1.55	0.17	mg/Kg wet	1.67		93.2	40-140				R-05
Benzo(b)fluoranthene	1.59	0.17	mg/Kg wet	1.67		95.3	40-140				R-05
Benzo(g,h,i)perylene	1.43	0.17	mg/Kg wet	1.67		85.9	40-140				V-05
Benzo(k)fluoranthene	1.48	0.17	mg/Kg wet	1.67		88.8	40-140				R-05
Chrysene	1.35	0.17	mg/Kg wet	1.67		81.3	40-140				R-05
Dibenz(a,h)anthracene	1.50	0.17	mg/Kg wet	1.67		90.0	40-140				R-05
Fluoranthene	1.54	0.17	mg/Kg wet	1.67		92.6	40-140				R-05
Fluorene	1.41	0.17	mg/Kg wet	1.67		84.5	40-140				R-05
Indeno(1,2,3-cd)pyrene	1.55	0.17	mg/Kg wet	1.67		92.7	40-140				R-05
2-Methylnaphthalene	1.21	0.17	mg/Kg wet	1.67		72.6	40-140				R-05
Naphthalene	1.28	0.17	mg/Kg wet	1.67		76.9	40-140				R-05
Phenanthrene	1.44	0.17	mg/Kg wet	1.67		86.6	40-140				R-05
Pyrene	1.21	0.17	mg/Kg wet	1.67		72.4	40-140				
Surrogate: Nitrobenzene-d5	*2.41*		mg/Kg wet	3.33		72.2	30-130				
Surrogate: 2-Fluorobiphenyl	*2.68*		mg/Kg wet	3.33		80.3	30-130				
Surrogate: p-Terphenyl-d14	*2.67*		mg/Kg wet	3.33		80.0	30-130				
LCS Dup (B076632-BSD1)				Prepared: 07/12/13 Analyzed: 07/13/13							
Acenaphthene	0.903	0.17	mg/Kg wet	1.67		54.2	40-140	**38.7**	*	30	R-05
Acenaphthylene	0.909	0.17	mg/Kg wet	1.67		54.5	40-140	**39.5**	*	30	R-05
Anthracene	1.00	0.17	mg/Kg wet	1.67		60.0	40-140	**36.9**	*	30	R-05
Benzo(a)anthracene	1.03	0.17	mg/Kg wet	1.67		61.6	40-140	**36.4**	*	30	R-05
Benzo(a)pyrene	1.07	0.17	mg/Kg wet	1.67		64.4	40-140	**36.6**	*	30	R-05
Benzo(b)fluoranthene	1.06	0.17	mg/Kg wet	1.67		63.6	40-140	**39.9**	*	30	R-05
Benzo(g,h,i)perylene	1.07	0.17	mg/Kg wet	1.67		64.1	40-140	29.0		30	
Benzo(k)fluoranthene	1.03	0.17	mg/Kg wet	1.67		61.8	40-140	**35.9**	*	30	R-05
Chrysene	0.983	0.17	mg/Kg wet	1.67		59.0	40-140	**31.8**	*	30	R-05
Dibenz(a,h)anthracene	1.09	0.17	mg/Kg wet	1.67		65.6	40-140	**31.4**	*	30	R-05
Fluoranthene	1.01	0.17	mg/Kg wet	1.67		60.5	40-140	**41.9**	*	30	R-05
Fluorene	0.955	0.17	mg/Kg wet	1.67		57.3	40-140	**38.4**	*	30	R-05
Indeno(1,2,3-cd)pyrene	1.12	0.17	mg/Kg wet	1.67		67.3	40-140	**31.8**	*	30	R-05
2-Methylnaphthalene	0.745	0.17	mg/Kg wet	1.67		44.7	40-140	**47.6**	*	30	R-05
Naphthalene	0.748	0.17	mg/Kg wet	1.67		44.9	40-140	**52.6**	*	30	R-05
Phenanthrene	0.987	0.17	mg/Kg wet	1.67		59.2	40-140	**37.6**	*	30	R-05
Pyrene	0.985	0.17	mg/Kg wet	1.67		59.1	40-140	20.2		30	
Surrogate: Nitrobenzene-d5	*1.35*		mg/Kg wet	3.33		40.5	30-130				
Surrogate: 2-Fluorobiphenyl	*1.71*		mg/Kg wet	3.33		51.3	30-130				
Surrogate: p-Terphenyl-d14	*2.17*		mg/Kg wet	3.33		65.2	30-130				

con-test® ANALYTICAL LABORATORY

39 Spruce Street * East Longmeadow, MA 01028 * FAX 413/525-6405 * TEL. 413/525-2332

QUALITY CONTROL

Petroleum Hydrocarbons Analyses - Quality Control

Analyte	Result	Reporting Limit	Units	Spike Level	Source Result	%REC		%REC Limits	RPD	RPD Limit	Notes
Batch B076649 - SW-846 3546											
Blank (B076649-BLK1)				Prepared: 07/12/13	Analyzed: 07/15/13						
CT ETPH	ND	10	mg/Kg wet								
Surrogate: o-Terphenyl	*2.43*		mg/Kg wet	3.33		73.0		50-150			
LCS (B076649-BS1)				Prepared: 07/12/13	Analyzed: 07/15/13						
CT ETPH	26.2	10	mg/Kg wet	33.3		78.6		60-120			
Surrogate: o-Terphenyl	*2.59*		mg/Kg wet	3.33		77.7		50-150			
Matrix Spike (B076649-MS1)	**Source: 13G0389-01**			Prepared: 07/12/13	Analyzed: 07/15/13						
CT ETPH	27.1	10	mg/Kg dry	34.6	2.88	70.0		50-150			
Surrogate: o-Terphenyl	*2.56*		mg/Kg dry	3.46		74.0		50-150			
Matrix Spike (B076649-MS2)	**Source: 13G0389-16**			Prepared: 07/12/13	Analyzed: 07/17/13						
CT ETPH	366	110	mg/Kg dry	36.9	230	**369**	*	50-150			MS-12
Surrogate: o-Terphenyl	*3.43*		mg/Kg dry	3.69		93.0		50-150			
Matrix Spike Dup (B076649-MSD1)	**Source: 13G0389-01**			Prepared: 07/12/13	Analyzed: 07/15/13						
CT ETPH	28.2	10	mg/Kg dry	34.6	2.88	73.3		50-150	4.02	30	
Surrogate: o-Terphenyl	*2.72*		mg/Kg dry	3.46		78.7		50-150			
Matrix Spike Dup (B076649-MSD2)	**Source: 13G0389-16**			Prepared: 07/12/13	Analyzed: 07/17/13						
CT ETPH	369	110	mg/Kg dry	37.2	230	**375**	*	50-150	0.879	30	MS-12
Surrogate: o-Terphenyl	*3.65*		mg/Kg dry	3.72		98.0		50-150			
Batch B076652 - SW-846 3546											
Blank (B076652-BLK1)				Prepared: 07/12/13	Analyzed: 07/15/13						
CT ETPH	ND	10	mg/Kg wet								
Surrogate: o-Terphenyl	*2.43*		mg/Kg wet	3.33		72.8		50-150			
LCS (B076652-BS2)				Prepared: 07/12/13	Analyzed: 07/15/13						
CT ETPH	21.8	10	mg/Kg wet	33.3		65.5		60-120			
Surrogate: o-Terphenyl	*1.87*		mg/Kg wet	3.33		56.2		50-150			
Matrix Spike (B076652-MS1)	**Source: 13G0389-21**			Prepared: 07/12/13	Analyzed: 07/15/13						
CT ETPH	105	16	mg/Kg dry	52.9	48.5	107		50-150			
Surrogate: o-Terphenyl	*3.63*		mg/Kg dry	5.29		68.6		50-150			
Matrix Spike Dup (B076652-MSD1)	**Source: 13G0389-21**			Prepared: 07/12/13	Analyzed: 07/15/13						
CT ETPH	124	16	mg/Kg dry	52.9	48.5	142		50-150	16.3	30	
Surrogate: o-Terphenyl	*2.98*		mg/Kg dry	5.29		56.4		50-150			

con-test® ANALYTICAL LABORATORY

39 Spruce Street * East Longmeadow, MA 01028 * FAX 413/525-6405 * TEL. 413/525-2332

QUALITY CONTROL

Metals Analyses (Total) - Quality Control

Analyte	Result	Reporting Limit	Units	Spike Level	Source Result	%REC	%REC Limits	RPD	RPD Limit	Notes
Batch B076500 - SW-846 7471										
Blank (B076500-BLK1)				Prepared: 07/11/13 Analyzed: 07/12/13						
Mercury	ND	0.025	mg/Kg wet							
LCS (B076500-BS1)				Prepared: 07/11/13 Analyzed: 07/12/13						
Mercury	3.93	0.33	mg/Kg wet	4.05		97.1	71.6-128.1			
LCS Dup (B076500-BSD1)				Prepared: 07/11/13 Analyzed: 07/12/13						
Mercury	3.46	0.33	mg/Kg wet	4.05		85.3	71.6-128.1	12.9	30	
Batch B076506 - SW-846 3050B										
Blank (B076506-BLK1)				Prepared: 07/11/13 Analyzed: 07/12/13						
Antimony	ND	2.5	mg/Kg wet							
Arsenic	ND	2.5	mg/Kg wet							
Barium	ND	2.5	mg/Kg wet							
Beryllium	ND	0.25	mg/Kg wet							
Cadmium	ND	0.25	mg/Kg wet							
Chromium	ND	0.50	mg/Kg wet							
Copper	ND	0.50	mg/Kg wet							
Lead	ND	0.75	mg/Kg wet							
Nickel	ND	0.50	mg/Kg wet							
Selenium	ND	5.0	mg/Kg wet							
Silver	ND	0.50	mg/Kg wet							
Thallium	ND	2.5	mg/Kg wet							
Zinc	ND	1.0	mg/Kg wet							
LCS (B076506-BS1)				Prepared: 07/11/13 Analyzed: 07/12/13						
Antimony	92.1	5.0	mg/Kg wet	106		86.9	8.2-218.9			
Arsenic	178	5.0	mg/Kg wet	182		97.7	83-117.6			
Barium	137	5.0	mg/Kg wet	143		95.7	83.2-117.5			
Beryllium	97.5	0.50	mg/Kg wet	98.3		99.2	83.9-116			
Cadmium	62.5	0.50	mg/Kg wet	60.4		104	83.1-116.9			
Chromium	123	1.0	mg/Kg wet	125		98.3	81.6-117.6			
Copper	80.4	1.0	mg/Kg wet	80.1		100	83.8-116.1			
Lead	115	1.5	mg/Kg wet	136		84.4	82.4-117.8			
Nickel	125	1.0	mg/Kg wet	128		97.3	84.4-115.6			
Selenium	87.7	10	mg/Kg wet	85.9		102	80-120			
Silver	57.4	1.0	mg/Kg wet	61.3		93.7	66.2-133.8			
Thallium	138	5.0	mg/Kg wet	144		95.5	81.2-118.8			
Zinc	195	2.0	mg/Kg wet	204		95.7	81.9-117.6			
LCS Dup (B076506-BSD1)				Prepared: 07/11/13 Analyzed: 07/12/13						
Antimony	98.4	5.0	mg/Kg wet	106		92.8	8.2-218.9	6.60	30	
Arsenic	187	5.0	mg/Kg wet	182		103	83-117.6	4.84	30	
Barium	142	5.0	mg/Kg wet	143		99.4	83.2-117.5	3.88	30	
Beryllium	104	0.50	mg/Kg wet	98.3		106	83.9-116	6.38	30	
Cadmium	63.9	0.50	mg/Kg wet	60.4		106	83.1-116.9	2.24	30	
Chromium	128	1.0	mg/Kg wet	125		102	81.6-117.6	3.80	30	
Copper	82.4	1.0	mg/Kg wet	80.1		103	83.8-116.1	2.42	30	
Lead	119	1.5	mg/Kg wet	136		87.7	82.4-117.8	3.85	30	
Nickel	128	1.0	mg/Kg wet	128		99.6	84.4-115.6	2.40	30	
Selenium	92.7	10	mg/Kg wet	85.9		108	80-120	5.47	30	
Silver	58.8	1.0	mg/Kg wet	61.3		95.9	66.2-133.8	2.30	30	
Thallium	142	5.0	mg/Kg wet	144		98.6	81.2-118.8	3.18	30	
Zinc	201	2.0	mg/Kg wet	204		98.6	81.9-117.6	2.99	30	

con-test® ANALYTICAL LABORATORY

39 Spruce Street * East Longmeadow, MA 01028 * FAX 413/525-6405 * TEL. 413/525-2332

QUALITY CONTROL

Metals Analyses (Total) - Quality Control

Analyte	Result	Reporting Limit	Units	Spike Level	Source Result	%REC	%REC Limits	RPD	RPD Limit	Notes
Batch B076506 - SW-846 3050B										
MRL Check (B076506-MRL1)				Prepared: 07/11/13 Analyzed: 07/12/13						
Lead	0.783	0.72	mg/Kg wet	0.718		109	80-120			
Batch B076591 - SW-846 3050B										
Blank (B076591-BLK1)				Prepared: 07/12/13 Analyzed: 07/15/13						
Antimony	ND	2.5	mg/Kg wet							
Arsenic	ND	2.5	mg/Kg wet							
Beryllium	ND	0.25	mg/Kg wet							
Cadmium	ND	0.25	mg/Kg wet							
Chromium	ND	0.50	mg/Kg wet							
Copper	ND	0.50	mg/Kg wet							
Lead	ND	0.75	mg/Kg wet							
Nickel	ND	0.50	mg/Kg wet							
Selenium	ND	5.0	mg/Kg wet							
Silver	ND	0.50	mg/Kg wet							
Thallium	ND	2.5	mg/Kg wet							
Zinc	ND	1.0	mg/Kg wet							
LCS (B076591-BS1)				Prepared: 07/12/13 Analyzed: 07/15/13						
Antimony	96.0	5.0	mg/Kg wet	106		90.6	8.2-218.9			
Arsenic	190	5.0	mg/Kg wet	182		105	83-117.6			
Beryllium	107	0.50	mg/Kg wet	98.3		109	83.9-116			
Cadmium	63.9	0.50	mg/Kg wet	60.4		106	83.1-116.9			
Chromium	132	1.0	mg/Kg wet	125		105	81.6-117.6			
Copper	87.8	1.0	mg/Kg wet	80.1		110	83.8-116.1			
Lead	132	1.5	mg/Kg wet	136		97.3	82.4-117.8			
Nickel	130	1.0	mg/Kg wet	128		102	84.4-115.6			
Selenium	90.0	10	mg/Kg wet	85.9		105	80-120			
Silver	56.3	1.0	mg/Kg wet	61.3		91.8	66.2-133.8			
Thallium	141	5.0	mg/Kg wet	144		97.9	81.2-118.8			
Zinc	206	2.0	mg/Kg wet	204		101	81.9-117.6			
LCS Dup (B076591-BSD1)				Prepared: 07/12/13 Analyzed: 07/15/13						
Antimony	99.0	5.0	mg/Kg wet	106		93.4	8.2-218.9	3.11	30	
Arsenic	185	5.0	mg/Kg wet	182		102	83-117.6	2.64	30	
Beryllium	104	0.50	mg/Kg wet	98.3		106	83.9-116	3.04	30	
Cadmium	61.5	0.50	mg/Kg wet	60.4		102	83.1-116.9	3.83	30	
Chromium	129	1.0	mg/Kg wet	125		103	81.6-117.6	2.32	30	
Copper	85.1	1.0	mg/Kg wet	80.1		106	83.8-116.1	3.08	30	
Lead	129	1.5	mg/Kg wet	136		94.9	82.4-117.8	2.59	30	
Nickel	127	1.0	mg/Kg wet	128		99.0	84.4-115.6	2.87	30	
Selenium	86.7	10	mg/Kg wet	85.9		101	80-120	3.75	30	
Silver	55.1	1.0	mg/Kg wet	61.3		89.9	66.2-133.8	2.04	30	
Thallium	139	5.0	mg/Kg wet	144		96.3	81.2-118.8	1.69	30	
Zinc	199	2.0	mg/Kg wet	204		97.7	81.9-117.6	3.08	30	

con-test® ANALYTICAL LABORATORY

39 Spruce Street * East Longmeadow, MA 01028 * FAX 413/525-6405 * TEL. 413/525-2332

QUALITY CONTROL

Metals Analyses (Total) - Quality Control

Analyte	Result	Reporting Limit	Units	Spike Level	Source Result	%REC		%REC Limits	RPD		RPD Limit	Notes
Batch B076591 - SW-846 3050B												
MRL Check (B076591-MRL1)				Prepared: 07/12/13 Analyzed: 07/15/13								
Lead	0.768	0.74	mg/Kg wet	0.741		104		80-120				
Matrix Spike (B076591-MS2)		**Source: 13G0389-16**		Prepared: 07/11/13 Analyzed: 07/15/13								
Antimony	12.5	2.6	mg/Kg dry	25.9	ND	**48.4**	*	75-125				MS-07A
Arsenic	30.0	2.6	mg/Kg dry	25.9	3.70	101		75-125				
Beryllium	26.6	0.26	mg/Kg dry	25.9	ND	103		75-125				
Cadmium	26.5	0.26	mg/Kg dry	25.9	0.425	100		75-125				
Chromium	34.9	0.52	mg/Kg dry	25.9	5.49	114		75-125				
Copper	43.9	0.52	mg/Kg dry	25.9	24.8	**73.6**	*	75-125				MS-22
Lead	28.0	0.78	mg/Kg dry	25.9	3.08	96.3		75-125				
Nickel	44.0	0.52	mg/Kg dry	25.9	23.1	80.7		75-125				
Selenium	25.5	5.2	mg/Kg dry	25.9	0.866	95.1		75-125				
Silver	24.3	0.52	mg/Kg dry	25.9	ND	93.6		75-125				
Thallium	25.2	2.6	mg/Kg dry	25.9	ND	97.2		75-125				
Zinc	55.2	1.0	mg/Kg dry	25.9	33.2	85.1		75-125				
Matrix Spike Dup (B076591-MSD2)		**Source: 13G0389-16**		Prepared: 07/11/13 Analyzed: 07/15/13								
Antimony	11.5	2.7	mg/Kg dry	26.7	ND	**43.1**	*	75-125	8.52		35	MS-07A
Arsenic	32.6	2.7	mg/Kg dry	26.7	3.70	108		75-125	8.36		35	
Beryllium	26.6	0.27	mg/Kg dry	26.7	ND	99.7		75-125	0.00188		35	
Cadmium	27.6	0.27	mg/Kg dry	26.7	0.425	102		75-125	4.20		35	
Chromium	35.6	0.53	mg/Kg dry	26.7	5.49	113		75-125	1.92		35	
Copper	52.8	0.53	mg/Kg dry	26.7	24.8	105		75-125	18.4		35	
Lead	28.9	0.80	mg/Kg dry	26.7	3.08	96.7		75-125	3.03		35	
Nickel	105	0.53	mg/Kg dry	26.7	23.1	**305**	*	75-125	**81.5**	*	35	MS-23
Selenium	26.1	5.3	mg/Kg dry	26.7	0.866	94.4		75-125	2.26		35	
Silver	25.0	0.53	mg/Kg dry	26.7	ND	93.6		75-125	2.97		35	
Thallium	26.1	2.7	mg/Kg dry	26.7	ND	97.8		75-125	3.66		35	
Zinc	83.7	1.1	mg/Kg dry	26.7	33.2	**189**	*	75-125	**41.0**	*	35	MS-23
Batch B076603 - SW-846 7471												
Blank (B076603-BLK1)				Prepared: 07/12/13 Analyzed: 07/15/13								
Mercury	ND	0.025	mg/Kg wet									
LCS (B076603-BS1)				Prepared: 07/12/13 Analyzed: 07/15/13								
Mercury	3.32	0.33	mg/Kg wet	4.05		82.0		71.6-128.1				
LCS Dup (B076603-BSD1)				Prepared: 07/12/13 Analyzed: 07/15/13								
Mercury	3.96	0.33	mg/Kg wet	4.05		97.9		71.6-128.1	17.7		30	
Matrix Spike (B076603-MS4)		**Source: 13G0389-16**		Prepared: 07/12/13 Analyzed: 07/15/13								
Mercury	0.178	0.028	mg/Kg dry	0.186	ND	96.1		75-125				

39 Spruce Street * East Longmeadow, MA 01028 * FAX 413/525-6405 * TEL. 413/525-2332

QUALITY CONTROL

Metals Analyses (Total) - Quality Control

Analyte	Result	Reporting Limit	Units	Spike Level	Source Result	%REC	%REC Limits	RPD	RPD Limit	Notes
Batch B076603 - SW-846 7471										
Matrix Spike Dup (B076603-MSD4)		**Source: 13G0389-16**		Prepared: 07/12/13 Analyzed: 07/15/13						
Mercury	0.179	0.028	mg/Kg dry	0.186	ND	96.4	75-125	0.300	35	

con-test® ANALYTICAL LABORATORY

39 Spruce Street * East Longmeadow, MA 01028 * FAX 413/525-6405 * TEL. 413/525-2332

QUALITY CONTROL

Conventional Chemistry Parameters by EPA/APHA/SW-846 Methods (Total) - Quality Control

Analyte	Result	Reporting Limit	Units	Spike Level	Source Result	%REC	%REC Limits	RPD	RPD Limit	Notes
Batch B076709 - % Solids										
Duplicate (B076709-DUP3)		**Source: 13G0389-12**		Prepared: 07/13/13 Analyzed: 07/15/13						
% Solids	86.2		% Wt		86.5			0.347	20	
Duplicate (B076709-DUP4)		**Source: 13G0389-24**		Prepared: 07/13/13 Analyzed: 07/15/13						
% Solids	78.1		% Wt		79.4			1.65	20	

con-test® ANALYTICAL LABORATORY

39 Spruce Street * East Longmeadow, MA 01028 * FAX 413/525-6405 * TEL. 413/525-2332

QUALITY CONTROL

SPLP - Metals Analyses - Quality Control

Analyte	Result	Reporting Limit	Units	Spike Level	Source Result	%REC	%REC Limits	RPD	RPD Limit	Notes
Batch B076636 - SW-846 7470A Prep										
Blank (B076636-BLK1)				Prepared & Analyzed: 07/12/13						
Mercury	ND	0.00010	mg/L							
LCS (B076636-BS1)				Prepared & Analyzed: 07/12/13						
Mercury	0.00189	0.00010	mg/L	0.00200		94.5	80-120			
LCS Dup (B076636-BSD1)				Prepared & Analyzed: 07/12/13						
Mercury	0.00191	0.00010	mg/L	0.00200		95.3	80-120	0.884	20	
Batch B076639 - SW-846 3010A										
Blank (B076639-BLK1)				Prepared & Analyzed: 07/12/13						
Antimony	ND	5.0	µg/L							
Arsenic	ND	2.0	µg/L							
Beryllium	ND	2.0	µg/L							
Cadmium	ND	2.5	µg/L							
Chromium	ND	5.0	µg/L							
Copper	ND	25	µg/L							
Lead	ND	5.0	µg/L							
Nickel	ND	25	µg/L							
Selenium	ND	25	µg/L							
Silver	ND	2.5	µg/L							
Thallium	ND	1.0	µg/L							
Zinc	ND	50	µg/L							
LCS (B076639-BS1)				Prepared & Analyzed: 07/12/13						
Antimony	243	5.0	µg/L	250		97.4	80-120			
Arsenic	240	2.0	µg/L	250		96.0	80-120			
Beryllium	235	2.0	µg/L	250		94.1	80-120			
Cadmium	238	2.5	µg/L	250		95.1	80-120			
Chromium	242	5.0	µg/L	250		96.8	80-120			
Copper	237	25	µg/L	250		94.9	80-120			
Lead	243	5.0	µg/L	250		97.2	80-120			
Nickel	240	25	µg/L	250		96.2	80-120			
Selenium	239	25	µg/L	250		95.6	80-120			
Silver	237	2.5	µg/L	250		94.9	80-120			
Thallium	228	1.0	µg/L	250		91.2	80-120			
Zinc	243	50	µg/L	250		97.1	80-120			
LCS Dup (B076639-BSD1)				Prepared & Analyzed: 07/12/13						
Antimony	244	5.0	µg/L	250		97.7	80-120	0.313	20	
Arsenic	242	2.0	µg/L	250		96.6	80-120	0.657	20	
Beryllium	236	2.0	µg/L	250		94.3	80-120	0.294	20	
Cadmium	238	2.5	µg/L	250		95.4	80-120	0.336	20	
Chromium	244	5.0	µg/L	250		97.8	80-120	1.00	20	
Copper	241	25	µg/L	250		96.5	80-120	1.71	20	
Lead	244	5.0	µg/L	250		97.5	80-120	0.266	20	
Nickel	241	25	µg/L	250		96.5	80-120	0.394	20	
Selenium	244	25	µg/L	250		97.6	80-120	2.05	20	
Silver	250	2.5	µg/L	250		99.9	80-120	5.09	20	
Thallium	230	1.0	µg/L	250		92.2	80-120	1.03	20	
Zinc	245	50	µg/L	250		98.1	80-120	1.02	20	

con-test® ANALYTICAL LABORATORY

39 Spruce Street * East Longmeadow, MA 01028 * FAX 413/525-6405 * TEL. 413/525-2332

QUALITY CONTROL

SPLP - Metals Analyses - Quality Control

Analyte	Result	Reporting Limit	Units	Spike Level	Source Result	%REC		%REC Limits	RPD	RPD Limit	Notes
Batch B076788 - SW-846 7470A Prep											
Blank (B076788-BLK1)				Prepared & Analyzed: 07/16/13							
Mercury	ND	0.00010	mg/L								
LCS (B076788-BS1)				Prepared & Analyzed: 07/16/13							
Mercury	0.00187	0.00010	mg/L	0.00200		93.3		80-120			
LCS Dup (B076788-BSD1)				Prepared & Analyzed: 07/16/13							
Mercury	0.00180	0.00010	mg/L	0.00200		89.8		80-120	3.79	20	
Matrix Spike (B076788-MS1)		**Source: 13G0389-16**		Prepared & Analyzed: 07/16/13							
Mercury	0.00191	0.00010	mg/L	0.00200	ND	95.3		75-125			
Matrix Spike Dup (B076788-MSD1)		**Source: 13G0389-16**		Prepared & Analyzed: 07/16/13							
Mercury	0.00184	0.00010	mg/L	0.00200	ND	91.8		75-125	3.66	20	
Batch B076790 - SW-846 3010A											
Blank (B076790-BLK1)				Prepared: 07/16/13 Analyzed: 07/17/13							
Antimony	ND	5.0	µg/L								
Arsenic	ND	2.0	µg/L								
Barium	ND	50	µg/L								
Beryllium	ND	2.0	µg/L								
Cadmium	ND	2.5	µg/L								
Chromium	ND	5.0	µg/L								
Copper	ND	25	µg/L								
Lead	ND	5.0	µg/L								
Nickel	ND	25	µg/L								
Selenium	ND	25	µg/L								
Silver	ND	2.5	µg/L								
Thallium	ND	1.0	µg/L								
Zinc	ND	50	µg/L								
LCS (B076790-BS1)				Prepared: 07/16/13 Analyzed: 07/17/13							
Antimony	254	5.0	µg/L	250		102		80-120			
Arsenic	258	2.0	µg/L	250		103		80-120			
Barium	241	50	µg/L	250		96.6		80-120			
Beryllium	268	2.0	µg/L	250		107		80-120			
Cadmium	257	2.5	µg/L	250		103		80-120			
Chromium	230	5.0	µg/L	250		92.1		80-120			
Copper	236	25	µg/L	250		94.5		80-120			
Lead	248	5.0	µg/L	250		99.3		80-120			
Nickel	231	25	µg/L	250		92.3		80-120			
Selenium	268	25	µg/L	250		107		80-120			
Silver	199	2.5	µg/L	250		**79.8**	*	80-120			L-07
Thallium	237	1.0	µg/L	250		94.7		80-120			
Zinc	272	50	µg/L	250		109		80-120			

con-test® ANALYTICAL LABORATORY

39 Spruce Street * East Longmeadow, MA 01028 * FAX 413/525-6405 * TEL. 413/525-2332

QUALITY CONTROL

SPLP - Metals Analyses - Quality Control

Analyte	Result	Reporting Limit	Units	Spike Level	Source Result	%REC	%REC Limits	RPD	RPD Limit	Notes
Batch B076790 - SW-846 3010A										
LCS Dup (B076790-BSD1)				Prepared: 07/16/13 Analyzed: 07/17/13						
Antimony	259	5.0	µg/L	250		104	80-120	1.93	20	
Arsenic	266	2.0	µg/L	250		106	80-120	2.89	20	
Barium	242	50	µg/L	250		96.6	80-120	0.0511	20	
Beryllium	272	2.0	µg/L	250		109	80-120	1.33	20	
Cadmium	259	2.5	µg/L	250		103	80-120	0.711	20	
Chromium	243	5.0	µg/L	250		97.0	80-120	5.19	20	
Copper	250	25	µg/L	250		100	80-120	5.78	20	
Lead	255	5.0	µg/L	250		102	80-120	2.50	20	
Nickel	243	25	µg/L	250		97.1	80-120	4.99	20	
Selenium	283	25	µg/L	250		113	80-120	5.32	20	
Silver	225	2.5	µg/L	250		89.9	80-120	12.0	20	
Thallium	243	1.0	µg/L	250		97.1	80-120	2.56	20	
Zinc	285	50	µg/L	250		114	80-120	4.74	20	
Matrix Spike (B076790-MS1)	**Source: 13G0389-16**			Prepared: 07/16/13 Analyzed: 07/17/13						
Antimony	265	5.0	µg/L	250	ND	106	75-125			
Arsenic	271	2.0	µg/L	250	7.24	105	75-125			
Barium	375	50	µg/L	250	117	103	75-125			
Beryllium	282	2.0	µg/L	250	0.542	112	75-125			
Cadmium	268	2.5	µg/L	250	0.479	107	75-125			
Chromium	244	5.0	µg/L	250	ND	97.4	75-125			
Copper	258	25	µg/L	250	15.1	97.3	75-125			
Lead	256	5.0	µg/L	250	1.60	102	75-125			
Nickel	357	25	µg/L	250	118	95.6	75-125			
Selenium	274	25	µg/L	250	ND	110	75-125			
Silver	241	2.5	µg/L	250	1.16	95.9	75-125			
Thallium	245	1.0	µg/L	250	0.933	97.5	75-125			
Zinc	337	50	µg/L	250	57.2	112	75-125			
Matrix Spike Dup (B076790-MSD1)	**Source: 13G0389-16**			Prepared: 07/16/13 Analyzed: 07/17/13						
Antimony	254	5.0	µg/L	250	ND	102	75-125	3.95	20	
Arsenic	270	2.0	µg/L	250	7.24	105	75-125	0.381	20	
Barium	360	50	µg/L	250	117	97.1	75-125	4.03	20	
Beryllium	267	2.0	µg/L	250	0.542	107	75-125	5.21	20	
Cadmium	256	2.5	µg/L	250	0.479	102	75-125	4.69	20	
Chromium	242	5.0	µg/L	250	ND	96.7	75-125	0.707	20	
Copper	256	25	µg/L	250	15.1	96.4	75-125	0.934	20	
Lead	251	5.0	µg/L	250	1.60	99.6	75-125	2.01	20	
Nickel	355	25	µg/L	250	118	95.1	75-125	0.333	20	
Selenium	272	25	µg/L	250	ND	109	75-125	0.701	20	
Silver	231	2.5	µg/L	250	1.16	92.0	75-125	4.07	20	
Thallium	240	1.0	µg/L	250	0.933	95.7	75-125	1.78	20	
Zinc	333	50	µg/L	250	57.2	110	75-125	1.22	20	

39 Spruce Street * East Longmeadow, MA 01028 * FAX 413/525-6405 * TEL. 413/525-2332

FLAG/QUALIFIER SUMMARY

*	QC result is outside of established limits.
†	Wide recovery limits established for difficult compound.
‡	Wide RPD limits established for difficult compound.
#	Data exceeded client recommended or regulatory level
	Percent recoveries and relative percent differences (RPDs) are determined by the software using values in the calculation which have not been rounded.
L-07	Either laboratory fortified blank/laboratory control sample or duplicate recovery is outside of control limits, but the other is within limits. RPD between the two LFB/LCS results is within method specified criteria.
MS-07A	Matrix spike and spike duplicate recovery is outside of control limits. Analysis is in control based on laboratory fortified blank recovery. Possiblity of matrix effects that lead to low bias or non-homogeneous sample aliquot cannot be eliminated.
MS-12	Matrix spike recovery and matrix spike duplicate recovery outside of control limits. Possibility of sample matrix effects that lead to a high bias for reported result or non-homogeneous sample aliquots cannot be eliminated.
MS-22	Either matrix spike or MS duplicate is outside of control limits, but the other is within limits. RPD between the two MS/MSD results is within method specified criteria.
MS-23	Either matrix spike or MS duplicate is outside of control limits, but the other is within limits. RPD between the two MS/MSD results is outside of the method specified criteria. Reduced precision anticipated for any reported result for this compound.
R-05	Laboratory fortified blank duplicate RPD is outside of control limits. Reduced precision is anticipated for any reported value for this compound.
R-06	Matrix spike duplicate RPD is outside of control limits. Reduced precision is anticipated for reported result for this compound in this sample.
S-25	Surrogate recovery is outside of control limits due to suspected matrix interference. Samples of a clay-like matrix historically have exhibited low surrogate recovery.
V-05	Continuing calibration did not meet method specifications and was biased on the low side for this compound. Increased uncertainty is associated with the reported value which is likely to be biased on the low side.

con-test® ANALYTICAL LABORATORY

39 Spruce Street * East Longmeadow, MA 01028 * FAX 413/525-6405 * TEL. 413/525-2332

CERTIFICATIONS

Certified Analyses included in this Report

Analyte	Certifications
CTDEP ETPH in Soil	
CT ETPH	CT
SW-846 6010C in Soil	
Antimony	CT,NH,NY,NC,ME,VA
Arsenic	CT,NH,NY,ME,NC,VA
Barium	CT,NH,NY,ME,NC,VA
Beryllium	CT,NH,NY,ME,NC,VA
Cadmium	CT,NH,NY,ME,NC,VA
Chromium	CT,NH,NY,ME,NC,VA
Copper	CT,NH,NY,ME,NC,VA
Lead	CT,NH,NY,AIHA,ME,NC,VA
Nickel	CT,NH,NY,ME,NC,VA
Selenium	CT,NH,NY,ME,NC,VA
Silver	CT,NH,NY,ME,NC,VA
Thallium	CT,NH,NY,ME,NC,VA
Zinc	CT,NH,NY,ME,NC,VA
SW-846 7471B in Soil	
Mercury	CT,NH,NY,NC,ME,VA
SW-846 8270D in Soil	
Acenaphthene	CT,NY,NH,ME,NC,VA
Acenaphthylene	CT,NY,NH,ME,NC,VA
Anthracene	CT,NY,NH,ME,NC,VA
Benzo(a)anthracene	CT,NY,NH,ME,NC,VA
Benzo(a)pyrene	CT,NY,NH,ME,NC,VA
Benzo(b)fluoranthene	CT,NY,NH,ME,NC,VA
Benzo(g,h,i)perylene	CT,NY,NH,ME,NC,VA
Benzo(k)fluoranthene	CT,NY,NH,ME,NC,VA
Chrysene	CT,NY,NH,ME,NC,VA
Dibenz(a,h)anthracene	CT,NY,NH,ME,NC,VA
Fluoranthene	CT,NY,NH,ME,NC,VA
Fluorene	CT,NY,NH,ME,NC,VA
Indeno(1,2,3-cd)pyrene	CT,NY,NH,ME,NC,VA
2-Methylnaphthalene	CT,NY,NH,ME,NC,VA
Naphthalene	CT,NY,NH,ME,NC,VA
Phenanthrene	CT,NY,NH,ME,NC,VA
Pyrene	CT,NY,NH,ME,NC,VA

39 Spruce Street * East Longmeadow, MA 01028 * FAX 413/525-6405 * TEL. 413/525-2332

The CON-TEST Environmental Laboratory operates under the following certifications and accreditations:

Code	Description	Number	Expires
AIHA	AIHA-LAP, LLC	100033	02/1/2014
MA	Massachusetts DEP	M-MA100	06/30/2014
CT	Connecticut Department of Publilc Health	PH-0567	09/30/2013
NY	New York State Department of Health	10899 NELAP	04/1/2014
NH-S	New Hampshire Environmental Lab	2516 NELAP	02/5/2014
RI	Rhode Island Department of Health	LAO00112	12/30/2013
NC	North Carolina Div. of Water Quality	652	12/31/2013
NJ	New Jersey DEP	MA007 NELAP	06/30/2014
FL	Florida Department of Health	E871027 NELAP	06/30/2014
VT	Vermont Department of Health Lead Laboratory	LL015036	07/30/2014
WA	State of Washington Department of Ecology	C2065	02/23/2014
ME	State of Maine	2011028	06/9/2015
VA	Commonwealth of Virginia	460217	12/14/2013
NH-P	New Hampshire Environmental Lab	2557 NELAP	09/6/2012

44

con-test ANALYTICAL LABORATORY

Phone: 413-525-2332
Fax: 413-525-6405
Email: info@contestlabs.com
www.contestlabs.com

CHAIN OF CUSTODY RECORD

13G0389

Rev 04.05.12

39 Spruce Street
East longmeadow, MA 01028

Company Name: VHB, Inc
Address: 54 Tuttle Place
Middletown, CT 06457
Attention: Peter Chiarizio
Project Location: 25 Skinner St, East Hampton, CT 06424
Sampled By:

Telephone: 860-632-1500
Project # 41770.01
Client PO#

DATA DELIVERY (check all that apply)
○ FAX ☑ EMAIL ○ WEBSITE
Fax #
Email: pchiarizio@vhb.com
Format: ☑ PDF ☑ EXCEL ○ GIS
○ OTHER
○ "Enhanced Data Package"

Project Proposal Provided? (for billing purposes)
☑ yes See Theresa E. proposal date

ANALYSIS REQUESTED

Con-Test Lab ID (laboratory use only)	Client Sample ID / Description	Collection Beginning Date/Time	Collection Ending Date/Time	Composite	Grab	*Matrix Code	Conc Code	CT-ETPH	8270 PAHs only	PP13 metals - Total	PP13 metals - SPLP	As + Ba only - Total	As + Ba only - SPLP	# of Containers	** Preservation	***Container Code
01	B-209, 2'	7/9/13 740 am			X	S	L	X	X	X	X					
02	B-209, 4'	7/9/13 745 am			X	S	L	X	X	X	X					
03	B-209, 6'	7/9/13 750 am			X	S	L	X	X	X	X					
04	B-210, 2'	7/9/13 915 am			X	S	L	X	X	X	X					
05	B-210, 4'	7/9/13 920 am			X	S	L	X	X	X	X					
06	B-210, 6'	7/9/13 930 am			X	S	L	X	X	X	X					
07	B-208, 2'	7/9/13 935 am			X	S	L	X	X	X	X					
08	B-208, 4'	7/9/13 940 am			X	S	L	X	X	X	X					
09	B-208, 6'	7/9/13 945 am			X	S	L	X	X	X	X					

Comments: Do ~~MS/MSD~~ SS-MS + SS-MSD

Please use the following codes to let Con-Test know if a specific sample may be high in concentration in Matrix/Conc. Code Box:

H - High; M - Medium; L - Low; C - Clean; U - Unknown

*Dissolved Metals
○ Field Filtered
○ Lab to Filter

***Cont. Code:
A=amber glass
G=glass
P=plastic
ST=sterile
V= vial
S=summa can
T=tedlar bag
O=Other

**Preservation
I = Iced
H = HCL
M = Methanol
N = Nitric Acid
S = Sulfuric Acid
B = Sodium bisulfate
X = Na hydroxide
T = Na thiosulfate
O = Other

*Matrix Code:
GW= groundwater
WW= wastewater
DW= drinking water
A = air
S = soil/solid
SL = sludge
O = other

Relinquished by: (signature)	Date/Time: 7/9/13, 3pm
Received by: (signature) VHB Fridge	Date/Time: 7/9/13, 3pm
Relinquished by: (signature) FRIDGE 855	Date/Time: 7/10/13
Received by: (signature) 855	Date/Time: 7/10/13

Turnaround ††
☑ 7-Day
☐ 10-Day
☐ Other
RUSH †
☐ †24-Hr ☐ †48-Hr
☐ †72-Hr ☐ †4-Day
† Require lab approval

Detection Limit Requirements
Massachusetts:
Connecticut: RCP-GA
Other:

Is your project MCP or RCP ?
○ MCP Form Required
☑ RCP Form Required
○ MA State DW Form Required PWSID #

NELAC & AIHA-LAP, LLC Accredited
WBE/DBE Certified

†† TURNAROUND TIME STARTS AT 9:00 A.M. THE DAY AFTER SAMPLE RECEIPT UNLESS THERE ARE QUESTIONS ON YOUR CHAIN. IF THIS FORM IS NOT FILLED OUT COMPLETELY OR IS INCORRECT, TURNAROUND TIME WILL NOT START UNTIL ALL QUESTIONS ARE ANSWERED BY OUR CLIENT.

PLEASE BE CAREFUL NOT TO CONTAMINATE THIS DOCUMENT

Page 134 of 143 CRWPDF87 07/17/13 18:12:44

con-test® ANALYTICAL LABORATORY
Phone: 413-525-2332
Fax: 413-525-6405
Email: info@contestlabs.com
www.contestlabs.com

CHAIN OF CUSTODY RECORD

1360389

Rev 04.05.12

39 Spruce Street
East longmeadow, MA 01028

Page 135 of 143 CRWPDF87 07/17/13 18:12:44

Company Name: VHB, Inc.
Address: 54 Tuttle Place
Middletown, CT 06457
Attention: Peter Chiarizio
Project Location: 25 Skinner Street, East Hampton, CT 06424
Sampled By:

Telephone: 860-632-1500
Project # 41770.01
Client PO#

DATA DELIVERY (check all that apply)
○ FAX ☒ EMAIL ○ WEBSITE
Fax #
Email: pchiarizio@vhb.com
Format: ☒ PDF ☒ EXCEL ○ GIS
○ OTHER
○ "Enhanced Data Package"

Project Proposal Provided? (for billing purposes)
☒ yes See Theresa proposal date

ANALYSIS REQUESTED

Con-Test Lab ID (laboratory use only)	Client Sample ID / Description	Collection Beginning Date/Time	Collection Ending Date/Time	Composite	Grab	*Matrix Code	Conc Code	CT-ETPH	8270 PAHs ONLY	PP 13 Metals-Total	PP 13 Metals-SPLP	As & Ba ONLY-Total	As & Ba ONLY-SPLP	# of Containers	** Preservation	***Container Code
10	B-205, 2'	7/9/13 950 am			X	S	L	X	X	X	X					
11	B-205, 6'	7/9/13 955 am			X	S	L	X	X	X	X					
12	B-203, 2'	7/9/13 1215 pm			X	S	L	X				X	X			
13	B-203, 6'	7/9/13 1220 pm			X	S	L	X				X	X			
14	B-204, 2'	7/9/13 1225 pm			X	S	L	X	X	X	X					
15	B-204, 4'	7/9/13 1225 pm			X	S	L	X	X	X	X					
16	B-204, 6'	7/9/13 1230 pm			X	S	L	X	X	X	X					
17	B-202, 2'	7/9/13 1248 pm			X	S	L	X	X							
18	B-202, 5'	7/9/13 1250 pm			X	S	L	X	X							
19	B-202, 7'	7/9/13 1255 pm			X	S	L	X	X							

Comments: SS-MS & SS-MSD

Please use the following codes to let Con-Test know if a specific sample may be high in concentration in Matrix/Conc. Code Box:

H - High; M - Medium; L - Low; C - Clean; U - Unknown

Dissolved Metals
○ Field Filtered
○ Lab to Filter

***Cont. Code:
A=amber glass
G=glass
P=plastic
ST=sterile
V=vial
S=summa can
T=tedlar bag
O=Other

**Preservation
I = Iced
H = HCL
M = Methanol
N = Nitric Acid
S = Sulfuric Acid
B = Sodium bisulfate
X = Na hydroxide
T = Na thiosulfate
O = Other

*Matrix Code:
GW = groundwater
WW = wastewater
DW = drinking water
A = air
S = soil/solid
SL = sludge
O = other

Relinquished by: (signature)	Date/Time:
[signature]	7/9/13 3pm
Received by: (signature) VHB fridge	Date/Time: 7/9/13 3pm
Relinquished by: (signature) FRIDGE 855	Date/Time: 7/10/13
Received by: (signature) 855	Date/Time: 7/10/13

Turnaround ††
☒ 7-Day
☐ 10-Day
☐ Other ____

RUSH †
☐ †24-Hr ☐ †48-Hr
☐ †72-Hr ☐ †4-Day
† Require lab approval

Detection Limit Requirements
Massachusetts:
Connecticut: RCP-GA
Other:

Is your project MCP or RCP?
○ MCP Form Required
✓ RCP Form Required
○ MA State DW Form Required PWSID # ____

NELAC & AIHA-LAP, LLC Accredited
WBE/DBE Certified

†† TURNAROUND TIME STARTS AT 9:00 AM THE DAY AFTER SAMPLE RECEIPT UNLESS THERE ARE QUESTIONS ON YOUR CHAIN. IF THIS FORM IS NOT FILLED OUT COMPLETELY OR IS INCORRECT, TURNAROUND TIME WILL NOT START UNTIL ALL QUESTIONS ARE ANSWERED BY OUR CLIENT.

PLEASE BE CAREFUL NOT TO CONTAMINATE THIS DOCUMENT

con-test® ANALYTICAL LABORATORY
Phone: 413-525-2332
Fax: 413-525-6405
Email: info@contestlabs.com
www.contestlabs.com

CHAIN OF CUSTODY RECORD

13G0389

Rev 04.05.12

39 Spruce Street
East longmeadow, MA 01028

Company Name: VHB, Inc
Address: 54 Tuttle Place
Middletown, CT 06457
Attention: Peter Chiarizio
Project Location: 25 Skinner Street, East Hampton CT 06424
Sampled By:

Project Proposal Provided? (for billing purposes)
☒ yes See Theresa proposal date

Telephone: 860-632-1500
Project # 41770.01
Client PO#

DATA DELIVERY (check all that apply)
○ FAX ☒ EMAIL ○ WEBSITE
Fax #
Email: pchiarizio@vhb.com
Format: ☒ PDF ☒ EXCEL ○ GIS
○ OTHER
○ "Enhanced Data Package"

ANALYSIS REQUESTED

Con-Test Lab ID (laboratory use only)	Client Sample ID / Description	Collection Beginning Date/Time	Collection Ending Date/Time	Composite	Grab	*Matrix Code	Conc Code	CT - ETPH	8270 PAHs ONLY	PP 13 Metals - Total	PP 13 Metals - SPLP	As & Ba ONLY - Total	As & Ba ONLY - SPLP										
20	B-201, 2'	7/9/13 100 pm			X	S	L	X	X														
21	B-201, 5'	7/9/13 105 pm			X	S	L	X	X														
22	B-201, 7'	7/9/13 110 pm			X	S	L	X	X														
23	B-200, 2'	7/9/13 115 pm			X	S	L	X	X														
24	B-200, 5'	7/9/13 120 pm			X	S	L	X	X														
25	B-200, 7'	7/9/13 125 pm			X	S	L	X	X														

# of Containers
** Preservation
***Container Code

Dissolved Metals
○ Field Filtered
○ Lab to Filter

***Cont. Code:**
A=amber glass
G=glass
P=plastic
ST=sterile
V= vial
S=summa can
T=tedlar bag
O=Other

**Preservation
I = Iced
H = HCL
M = Methanol
N = Nitric Acid
S = Sulfuric Acid
B = Sodium bisulfate
X = Na hydroxide
T = Na thiosulfate
O = Other

*Matrix Code:
GW= groundwater
WW= wastewater
DW= drinking water
A = air
S = soil/solid
SL = sludge
O = other

Comments: SS-MS & SS-MSD
Wont Turnaround 4.6 7/10/13 1130

Please use the following codes to let Con-Test know if a specific sample may be high in concentration in Matrix/Conc. Code Box:
H - High; M - Medium; L - Low; C - Clean; U - Unknown

Relinquished by: (signature)	Date/Time: 7/9/13 3pm	
Received by: (signature) VHB fridge	Date/Time: 7/9/13 3pm	
Relinquished by: (signature) FRIDGE 855	Date/Time: 7/10/13	
Received by: (signature) 855	Date/Time: 7/10/13 1130	

Turnaround ††
☒ 7-Day
☐ 10-Day
☐ Other ____

RUSH †
☐ †24-Hr ☐ †48-Hr
☐ †72-Hr ☐ †4-Day
† Require lab approval

Detection Limit Requirements
Massachusetts:
Connecticut: RCP - GA
Other:

Is your project MCP or RCP ?
○ MCP Form Required
✓ RCP Form Required
○ MA State DW Form Required PWSID # ____

NELAC & AIHA-LAP, LLC Accredited
WBE/DBE Certified

†† TURNAROUND TIME STARTS AT 9:00 A.M. THE DAY AFTER SAMPLE RECEIPT UNLESS THERE ARE QUESTIONS ON YOUR CHAIN. IF THIS FORM IS NOT FILLED OUT COMPLETELY OR IS INCORRECT, TURNAROUND TIME WILL NOT START UNTIL ALL QUESTIONS ARE ANSWERED BY OUR CLIENT.

PLEASE BE CAREFUL NOT TO CONTAMINATE THIS DOCUMENT

39 Spruce St.
East Longmeadow, MA. 01028
P: 413-525-2332
F: 413-525-6405
www.contestlabs.com

con-test® ANALYTICAL LABORATORY



Sample Receipt Checklist

CLIENT NAME: VHB RECEIVED BY: WK DATE: 7-10-13

1) **Was the chain(s) of custody relinquished and signed?** Yes No No CoC Included
2) **Does the chain agree with the samples?** Yes No see below
   If not, explain:
3) **Are all the samples in good condition?** Yes No
   If not, explain:
4) **How were the samples received:**

On Ice ☑ Direct from Sampling ☐ Ambient ☐ In Cooler(s) ☒

Were the samples received in Temperature Compliance of (2-6°C)? Yes No N/A

Temperature °C by Temp blank _____ Temperature °C by Temp gun 4.6

5) **Are there Dissolved samples for the lab to filter?** Yes No
   Who was notified _____ Date _____ Time _____
6) **Are there any RUSH or SHORT HOLDING TIME samples?** Yes No
   Who was notified _____ Date _____ Time _____
7) **Location where samples are stored:** 19

Permission to subcontract samples? Yes No
(Walk-in clients only) if not already approved
Client Signature: _____

8) **Do all samples have the proper Acid pH:** Yes No N/A _____
9) **Do all samples have the proper Base pH:** Yes No N/A _____
10) **Was the PC notified of any discrepancies with the CoC vs the samples:** Yes No N/A

Containers received at Con-Test

	# of containers			# of containers
1 Liter Amber			8 oz amber/clear jar	44
500 mL Amber			4 oz amber/clear jar	
250 mL Amber (8oz amber)			2 oz amber/clear jar	
1 Liter Plastic			Air Cassette	
500 mL Plastic			Hg/Hopcalite Tube	
250 mL plastic			Plastic Bag / Ziploc	
40 mL Vial - type listed below			PM 2.5 / PM 10	
Colisure / bacteria bottle			PUF Cartridge	
Dissolved Oxygen bottle			SOC Kit	
Encore			TO-17 Tubes	
Flashpoint bottle			Non-ConTest Container	
Perchlorate Kit			Other glass jar	
Other			Other	

Laboratory Comments: Samples 16-25 NOT SENT

40 mL vials: # HCl _____ # Methanol _____
Bisulfate _____ # DI Water _____
Thiosulfate _____ Unpreserved _____

Time and Date Frozen:

39 Spruce St.
East Longmeadow, MA. 01028
P: 413-525-2332
F: 413-525-6405
www.contestlabs.com

con-test® ANALYTICAL LABORATORY



Sample Receipt Checklist

CLIENT NAME: VHB Inc **RECEIVED BY:** JMH **DATE:** 7/11/13

1) **Was the chain(s) of custody relinquished and signed?** (Yes) No No CoC Included
2) **Does the chain agree with the samples?** (Yes) No
   If not, explain:
3) **Are all the samples in good condition?** (Yes) No
   If not, explain:
4) **How were the samples received:**
   On Ice ☑ Direct from Sampling ☐ Ambient ☐ In Cooler(s) ☑
   Were the samples received in Temperature Compliance of (2-6°C)? (Yes) No N/A
   Temperature °C by Temp blank _____ Temperature °C by Temp gun 5.9c
5) **Are there Dissolved samples for the lab to filter?** Yes (No)
   Who was notified _____ Date _____ Time _____
6) **Are there any RUSH or SHORT HOLDING TIME samples?** Yes (No)
   Who was notified _____ Date _____ Time _____
7) **Location where samples are stored:** 19

Permission to subcontract samples? Yes No
(Walk-in clients only) if not already approved
Client Signature: _____

8) **Do all samples have the proper Acid pH:** Yes No (N/A) _____
9) **Do all samples have the proper Base pH:** Yes No (N/A) _____
10) **Was the PC notified of any discrepancies with the CoC vs the samples:** Yes No (N/A)

Containers received at Con-Test

	# of containers			# of containers
1 Liter Amber			8 oz amber/clear jar	30
500 mL Amber			4 oz amber/clear jar	
250 mL Amber (8oz amber)			2 oz amber/clear jar	
1 Liter Plastic			Air Cassette	
500 mL Plastic			Hg/Hopcalite Tube	
250 mL plastic			Plastic Bag / Ziploc	
40 mL Vial - type listed below			PM 2.5 / PM 10	
Colisure / bacteria bottle			PUF Cartridge	
Dissolved Oxygen bottle			SOC Kit	
Encore			TO-17 Tubes	
Flashpoint bottle			Non-ConTest Container	
Perchlorate Kit			Other glass jar	
Other			Other	

Laboratory Comments:

40 mL vials: # HCl _____ # Methanol _____
Bisulfate _____ # DI Water _____
Thiosulfate _____ Unpreserved _____

Time and Date Frozen:

CT ETPH DISCRIMINATION CHECK

Date Acquired	7/15/13
Data File Name	A0715022.D
Sample Name	ETPH 1500
Instrument Name	5890DFID

Compound	Ret Time	Target Response	Average Response	*%D +/- 20
c - 9	1.20	318409	353197	-10
c - 10	1.55	336226	353197	-5
c - 12	2.28	346202	353197	-2
c - 14	2.96	367978	353197	4
c - 16	3.56	377754	353197	7
c - 18	4.16	390377	353197	11
o-Terphenyl	4.44	456201	353197	
c - 20	4.78	388835	353197	10
c - 22	5.29	385564	353197	9
c - 24	5.73	377936	353197	7
c - 26	6.13	366480	353197	4
c - 28	6.49	348807	353197	-1
c - 30	6.83	334419	353197	-5
c - 32	7.14	316340	353197	-10
c - 34	7.44	316057	353197	-11
c - 36	7.75	326573	353197	-8

* One compound allowed %D <= 50%

Samples

13G0257-01
13G0389-21
13G0389-22
13G0389-25
13G0280-03
13G0280-04
13G0280-05
13G0280-06
13G0389-23

CT ETPH DISCRIMINATION CHECK

Date Acquired	7/15/13
Data File Name	A0715023.D
Sample Name	ETPH 1500
Instrument Name	5890DFID

Compound	Ret Time	Target Response	Average Response	*%D +/- 20
c - 9	1.25	275762	289045	-5
c - 10	1.60	286118	289045	-1
c - 12	2.33	280972	289045	-3
c - 14	2.99	286860	289045	-1
c - 16	3.59	288652	289045	0
c - 18	4.20	297904	289045	3
o-Terphenyl	4.48	350195	289045	
c - 20	4.81	298816	289045	3
c - 22	5.32	300583	289045	4
c - 24	5.76	301229	289045	4
c - 26	6.16	300133	289045	4
c - 28	6.52	294910	289045	2
c - 30	6.86	291939	289045	1
c - 32	7.17	281200	289045	-3
c - 34	7.47	277114	289045	-4
c - 36	7.78	273483	289045	-5

* One compound allowed %D <= 50%

Samples

13G0389-01
13G0389-02
13G0389-03
13G0389-05
13G0389-06
13G0389-08
13G0389-09
13G0389-11
13G0389-13
13G0389-15
13G0389-17
13G0389-19

CT ETPH MASS DISCRIMINATION CHECK

Date Acquired 7/17/2013 10:55
Data File Name B0717004.D
Sample Name ETPH 1500
Instrument Name GCFID2

Name	Ret Time	Target Response	Average Response	*%D +/- 20
n-Nonane	1.31	7991896	8827048	-9
n-Decane	2.08	8419343	8827048	-5
n-Dodecane	3.09	8416732	8827048	-5
n-Tetradecane	3.81	8595285	8827048	-3
n-Hexadecane	4.43	8644004	8827048	-2
n-Octadecane	4.98	8929295	8827048	1
n-Eicosane	5.57	9001099	8827048	2
n-Docosane	6.29	9102737	8827048	3
n-Tetracosane	7.12	9191585	8827048	4
n-Hexacosane	7.94	9251809	8827048	5
n-Octacosane	8.68	9163753	8827048	4
n-Triacontane	9.37	9141857	8827048	4
n-Dotriacontane	10.01	8876889	8827048	1
n-Tetratriacontane	10.61	8857018	8827048	0
n-Hexatriacontane	11.19	8822413	8827048	0

*One compound allowed %D <= 50

Samples

13G0389-20@5X
13G0389-07@5X
13G0388-03@5X
13G0389-10@5X
13G0389-16@5X

CT ETPH MASS DISCRIMINATION CHECK

Date Acquired 7/17/2013 11:16
Data File Name B0717005.D
Sample Name ETPH 1500
Instrument Name GCFID2

Name	Ret Time	Target Response	Average Response	*%D +/- 20
n-Nonane	1.66	8971148	10052436	-11
n-Decane	2.28	9401773	10052436	-6
n-Dodecane	3.21	9348627	10052436	-7
n-Tetradecane	3.93	9557551	10052436	-5
n-Hexadecane	4.54	9685654	10052436	-4
n-Octadecane	5.09	10081214	10052436	0
n-Eicosane	5.71	10233995	10052436	2
n-Docosane	6.47	10421169	10052436	4
n-Tetracosane	7.32	10582402	10052436	5
n-Hexacosane	8.12	10671301	10052436	6
n-Octacosane	8.86	10590749	10052436	5
n-Triacontane	9.55	10597638	10052436	5
n-Dotriacontane	10.19	10290681	10052436	2
n-Tetratriacontane	10.78	10222043	10052436	2
n-Hexatriacontane	11.39	10130601	10052436	1

*One compound allowed %D </= 50

Samples

13G0328-08
13G0389-12@5X
13G0389-04@5X
13G0389-14@10X
13G0561-01@10X
13G0389-24@5X
13G0388-08@5X
13G0389-18@5X

REASONABLE CONFIDENCE PROTOCOL
LABORATORY ANALYSIS QA/QC CERTIFICATION FORM

Laboratory Name: Con-Test Analytical Laboratory

Client: Vanasse Hangen Brustlin, Inc. - CT

Project Location: 25 Skinner St, Easthapton, CT 06424

Project Number: 13G0389

Laboratory Sample ID(s):

13G0389-01 thru 13G0389-25

Sample Date(s):

07/09/2013

List RCP Methods Used:

CTDEP ETPH, SW-846 1312, SW-846 6010C, SW-846 6020A, SW-846 7470A, SW-846 7471B, SW-846 8270D

1	For each analytical method referenced in this laboratory report package, were all specified QA/QC performance criteria followed, including the requirement to explain any criteria falling outside of acceptable guidelines, as specified in the CTDEP method-specific Reasonable Confidence Protocol documents?	☑ Yes ☐ No
1A	Were the method specified preservation and holding time requirements met?	☑ Yes ☐ No
1B	VPH and EPH Methods only: Was the VPH and EPH method conducted without significant modifications (see Section 11.3 of respective RCP methods)?	☐ Yes ☐ No ☑ N/A
2	Were all samples received by the laboratory in a condition consistent with that described on the associated chain-of-custody document(s)?	☑ Yes ☐ No
3	Were samples received at an appropriate temperature (< 6 degrees C.)?	☑ Yes ☐ No ☐ N/A
4	Were all QA/QC performance criteria specified in the CTDEP Reasonable Confidence Protocol documents achieved?	☐ Yes ☑ No
5A	Were reporting limits specified or referenced on the chain-of-custody?	☑ Yes ☐ No
5B	Were these reporting limits met?	☑ Yes ☐ No
6	For each analytical method referenced in this laboratory report package, were results reported for all constituents identified in the method-specific analyte lists presented in the Reasonable Confidence Protocol documents?	☐ Yes ☑ No
7	Are project-specific matrix spikes and laboratory duplicates included in this data set?	☑ Yes ☐ No

Notes: For all questions to which the response was "No" (with the exception of question #7), additional information must be provided in an attached narrative. If the answer to question #1, #1A, or #1B is "No", the data package does not meet the requirements for "Reasonable Confidence."
This form may not be altered and all questions must be answered.

I, the undersigned, attest under the pains and penalties of perjury that, to the best of my knowledge and belief and based upon my personal inquiry of those responsible for providing the information contained in this analytical report, such information is accurate and complete.

Authorized Signature: **Position:** **Laboratory Manager**

Printed Name: **Daren J. Damboragian** **Date:** **07/17/13**

Name of Laboratory: **Con-Test Analytical Laboratory**

This certification form is to be used for RCP methods only.

con-test® ANALYTICAL LABORATORY
39 Spruce Street * East Longmeadow, MA 01028 * FAX 413/525-6405 * TEL. 413/525-2332

July 19, 2013

Peter Chiarizio
Vanasse Hangen Brustlin, Inc. - CT
54 Tuttle Place
Middletown, CT 06457

Project Location: 25 Skinner Street, East Hampton, CT
Client Job Number:
Project Number: [none]
Laboratory Work Order Number: 13G0469

Enclosed are results of analyses for samples received by the laboratory on July 11, 2013. If you have any questions concerning this report, please feel free to contact me.

Sincerely,

Lisa A. Worthington
Project Manager

39 Spruce Street * East Longmeadow, MA 01028 * FAX 413/525-6405 * TEL. 413/525-2332

Vanasse Hangen Brustlin, Inc. - CT
54 Tuttle Place
Middletown, CT 06457
ATTN: Peter Chiarizio

REPORT DATE: 7/19/2013

PURCHASE ORDER NUMBER: 41770.01

PROJECT NUMBER: [none]

ANALYTICAL SUMMARY

WORK ORDER NUMBER: 13G0469

The results of analyses performed on the following samples submitted to the CON-TEST Analytical Laboratory are found in this report.

PROJECT LOCATION: 25 Skinner Street, East Hampton, CT

FIELD SAMPLE #	LAB ID:	MATRIX	SAMPLE DESCRIPTION	TEST	SUB LAB
AST-3	13G0469-01	Soil		CTDEP ETPH	
				SM 2540G	
				SW-846 1312	
				SW-846 6010C	
				SW-846 6020A	
				SW-846 7470A	
				SW-846 7471B	
				SW-846 8270D	
FD-4	13G0469-02	Soil		CTDEP ETPH	
				SM 2540G	
				SW-846 1312	
				SW-846 6010C	
				SW-846 6020A	
				SW-846 7470A	
				SW-846 7471B	
				SW-846 8260C	
				SW-846 8270D	
B-206, 2'	13G0469-03	Soil		CTDEP ETPH	
				SM 2540G	
				SW-846 1312	
				SW-846 6010C	
				SW-846 6020A	
				SW-846 7196A	
				SW-846 7470A	
				SW-846 7471B	
				SW-846 8260C	
				SW-846 8270D	
B-206, 4'	13G0469-04	Soil		CTDEP ETPH	
				SM 2540G	
				SW-846 1312	
				SW-846 6010C	
				SW-846 6020A	
				SW-846 7196A	
				SW-846 7470A	
				SW-846 7471B	
				SW-846 8260C	
				SW-846 8270D	

39 Spruce Street * East Longmeadow, MA 01028 * FAX 413/525-6405 * TEL. 413/525-2332

Vanasse Hangen Brustlin, Inc. - CT
54 Tuttle Place
Middletown, CT 06457
ATTN: Peter Chiarizio

REPORT DATE: 7/19/2013

PURCHASE ORDER NUMBER: 41770.01

PROJECT NUMBER: [none]

ANALYTICAL SUMMARY

WORK ORDER NUMBER: 13G0469

The results of analyses performed on the following samples submitted to the CON-TEST Analytical Laboratory are found in this report.

PROJECT LOCATION: 25 Skinner Street, East Hampton, CT

FIELD SAMPLE #	LAB ID:	MATRIX	SAMPLE DESCRIPTION	TEST	SUB LAB
SS-A	13G0469-05	Soil		CTDEP ETPH	
				SM 2540G	
				SW-846 1312	
				SW-846 6010C	
				SW-846 6020A	
				SW-846 7470A	
				SW-846 7471B	
				SW-846 8082A	
				SW-846 8260C	
				SW-846 8270D	
SS-B	13G0469-06	Soil		CTDEP ETPH	
				SM 2540G	
				SW-846 1312	
				SW-846 6010C	
				SW-846 6020A	
				SW-846 7470A	
				SW-846 7471B	
				SW-846 8082A	
				SW-846 8260C	
				SW-846 8270D	
SS-C	13G0469-07	Soil		CTDEP ETPH	
				SM 2540G	
				SW-846 1312	
				SW-846 6010C	
				SW-846 6020A	
				SW-846 7470A	
				SW-846 7471B	
				SW-846 8082A	
				SW-846 8260C	
				SW-846 8270D	
SS-D	13G0469-08	Soil		CTDEP ETPH	
				SM 2540G	
				SW-846 1312	
				SW-846 6010C	
				SW-846 6020A	
				SW-846 7470A	
				SW-846 7471B	
				SW-846 8082A	
				SW-846 8260C	
				SW-846 8270D	

39 Spruce Street * East Longmeadow, MA 01028 * FAX 413/525-6405 * TEL. 413/525-2332

Vanasse Hangen Brustlin, Inc. - CT
54 Tuttle Place
Middletown, CT 06457
ATTN: Peter Chiarizio

REPORT DATE: 7/19/2013

PURCHASE ORDER NUMBER: 41770.01

PROJECT NUMBER: [none]

ANALYTICAL SUMMARY

WORK ORDER NUMBER: 13G0469

The results of analyses performed on the following samples submitted to the CON-TEST Analytical Laboratory are found in this report.

PROJECT LOCATION: 25 Skinner Street, East Hampton, CT

FIELD SAMPLE #	LAB ID:	MATRIX	SAMPLE DESCRIPTION	TEST	SUB LAB
SS-E	13G0469-09	Soil		SM 2540G	
				SW-846 8082A	
SS-F	13G0469-10	Soil		CTDEP ETPH	
				SM 2540G	
				SW-846 8082A	

39 Spruce Street * East Longmeadow, MA 01028 * FAX 413/525-6405 * TEL. 413/525-2332

CASE NARRATIVE SUMMARY

All reported results are within defined laboratory quality control objectives unless listed below or otherwise qualified in this report.

For method 6010, only PP13 metals were requested and reported.

For method 6020, only PP13 metals were requested and reported.

For method 8260, internal standard recovery for 1,4-Dichlorobenzene-d4 was outside of criteria for sample 13G0469-06 Reanalysis yielded similar internal standard non-conformance.

	1,4-Dichlorobenzene-d4 Recovery
Sample 13G0469-06	26.3%
Sample 13D0469-06RE1	37.0%

Compounds associated with this internal standard:tert-Butylbenzene, 1,2,4-Trimethylbenzene, sec-Butylbenzene, 1,3-Dichlorobenzene, p-Isopropyltoluene, 1,4-Dichlorobenzene, n-Butylbenzene, 1,2-Dichlorobenzene, 1,2-Dibromo-3-chloropropane, 1,2,4-Trichlorobenzene, Hexachlorobutadiene, Naphthalene, 1,2,3-Trichlorobenzene

For method 8270 only PAHs were requested and reported.

con-test® ANALYTICAL LABORATORY

39 Spruce Street * East Longmeadow, MA 01028 * FAX 413/525-6405 * TEL. 413/525-2332

CTDEP ETPH

Qualifications:

Sample to spike ratio is greater than or equal to 4:1. Spiked amount is not representative of the native amount in the sample. Appropriate or meaningful recoveries cannot be calculated.

Analyte & Samples(s) Qualified:

CT ETPH

B076765-MS2, B076765-MSD2

The surrogate recovery for this sample is not available due to sample dilution below the surrogate reporting limit required from high analyte concentration and/or matrix interferences.

Analyte & Samples(s) Qualified:

o-Terphenyl

13G0469-06[SS-B]

SW-846 6010C

Qualifications:

Elevated reporting limit due to high concentration of an interfering analyte(s).

Analyte & Samples(s) Qualified:

Antimony, Thallium

13G0469-06[SS-B]

Result is serial dilution as per MA CAM/ CT RCP regulation.

Analyte & Samples(s) Qualified:

B076602-DUP2

Matrix spike and spike duplicate recovery is outside of control limits. Analysis is in control based on laboratory fortified blank recovery. Possiblity of matrix effects that lead to low bias or non-homogeneous sample aliquot cannot be eliminated.

Analyte & Samples(s) Qualified:

Antimony

13G0469-05[SS-A], B076602-MS3, B076602-MSD3

Matrix spike recovery and matrix spike duplicate recovery outside of control limits. Possibility of sample matrix effects that lead to a high bias for reported result or non-homogeneous sample aliquots cannot be eliminated.

Analyte & Samples(s) Qualified:

Arsenic

13G0469-05[SS-A], B076602-MS3, B076602-MSD3

Either matrix spike or MS duplicate is outside of control limits, but the other is within limits. RPD between the two MS/MSD results is within method specified criteria.

Analyte & Samples(s) Qualified:

Chromium, Copper, Zinc

B076602-MS3, B076602-MSD3

Continuing calibration blank did not meet method specified criteria. Data is not affected since all associated samples were >10x the level of contamination.

Analyte & Samples(s) Qualified:

Copper

13G0469-01[AST-3], 13G0469-02[FD-4], 13G0469-03[B-206, 2'], 13G0469-04[B-206, 4'], 13G0469-06[SS-B], 13G0469-07[SS-C], 13G0469-08[SS-D]

SW-846 6020A

Qualifications:

Either laboratory fortified blank/laboratory control sample or duplicate recovery is outside of control limits, but the other is within limits. RPD between the two LFB/LCS results is within method specified criteria.

Analyte & Samples(s) Qualified:

Silver

B076790-BS1

Matrix spike recovery and matrix spike duplicate recovery outside of control limits. Possibility of sample matrix effects that lead to a high bias for reported result or non-homogeneous sample aliquots cannot be eliminated.

Analyte & Samples(s) Qualified:

Zinc

13G0469-05[SS-A], B076790-MS3, B076790-MSD3

SW-846 7196A

Qualifications:

For solid method SW846-7196A, the matrix spike is outside of control limits. pH and ORP results were indicative of reducing conditions. Reanalysis is not required. Analysis is in control based on LCS recoveries.

Analyte & Samples(s) Qualified:

Hexavalent Chromium

13G0469-03[B-206, 2'], 13G0469-04[B-206, 4'], B076763-MS1, B076763-MS2, B076763-MSD1

SW-846 8082A

Qualifications:

Surrogate recovery is biased high due to the presence of Aroclor 1268 in the sample. Aroclor 1268 contains decachlorobiphenyl.

Analyte & Samples(s) Qualified:

Decachlorobiphenyl, Decachlorobiphenyl [2C]

13G0469-06[SS-B]

SW-846 8260C

Qualifications:

Laboratory fortified blank /laboratory control sample recovery outside of control limits. Data validation is not affected since all results are "not detected" for all samples in this batch for this compound and bias is on the high side.

Analyte & Samples(s) Qualified:

1,1-Dichloroethylene, Acrylonitrile, Bromomethane, Carbon Disulfide, Methylene Chloride, Trichlorofluoromethane (Freon 11)

B076749-BS1, B076911-BS1, B076800-BS1

Laboratory fortified blank/laboratory control sample recovery is outside of control limits. Reported value for this compound is likely to be biased on the high side.

Analyte & Samples(s) Qualified:

Acetone

B076749-BS1

Matrix spike recovery is outside of control limits. Analysis is in control based on laboratory fortified blank recovery. Possiblity of sample matrix effects that lead to low bias for reported result or non-homogeneous sample aliquot cannot be eliminated.

Analyte & Samples(s) Qualified:

Chloromethane, Dichlorodifluoromethane (Freon 12), Vinyl Chloride

B076749-MS1, 13G0469-02[FD-4]

Matrix spike and spike duplicate recovery is outside of control limits. Analysis is in control based on laboratory fortified blank recovery. Possiblity of matrix effects that lead to low bias or non-homogeneous sample aliquot cannot be eliminated.

Analyte & Samples(s) Qualified:

1,2,3-Trichlorobenzene, Chloromethane, Dichlorodifluoromethane (Freon 12), Hexachlorobutadiene, Naphthalene, n-Butylbenzene, p-Isopropyltoluene (p-Cymene)
13G0469-05[SS-A], B076911-MS1, B076911-MSD1

Matrix spike recovery is outside of control limits. Data validation is not affected since sample result is "not detected" and recovery bias is on the high side for this compound.

Analyte & Samples(s) Qualified:

Acrylonitrile, Methyl tert-Butyl Ether (MTBE), Methylene Chloride
B076749-MS1

Either matrix spike or MS duplicate is outside of control limits, but the other is within limits. RPD between the two MS/MSD results is outside of the method specified criteria. Reduced precision anticipated for any reported result for this compound.

Analyte & Samples(s) Qualified:

Bromomethane
B076911-MSD1

Either matrix spike or matrix spike duplicate is outside of control limits, but the other is within limits. Analysis is in control based on laboratory fortified blank recovery.

Analyte & Samples(s) Qualified:

1,2,4-Trimethylbenzene, 1,4-Dichlorobenzene, Acetone, Bromoform
B076911-MS1

Matrix spike duplicate RPD is outside of control limits. Reduced precision is anticipated for reported result for this compound in this sample.

Analyte & Samples(s) Qualified:

Bromomethane
B076911-MS1, B076911-MSD1

Response factor is less than method specified minimum acceptable value. Reduced precision and accuracy may be associated with reported result.

Analyte & Samples(s) Qualified:

1,2-Dibromo-3-chloropropane (DBCP), Acrylonitrile, Tetrahydrofuran
13G0469-02[FD-4], 13G0469-03[B-206, 2'], 13G0469-04[B-206, 4'], 13G0469-05[SS-A], 13G0469-06[SS-B], 13G0469-06RE1[SS-B], 13G0469-07[SS-C], 13G0469-08[SS-D], B076749-BLK1, B076749-BS1, B076749-MS1, B076800-BLK1, B076800-BS1, B076911-BLK1, B076911-BS1, B076911-MS1, B076911-MSD1

Internal standard area <50% of associated calibration standard internal standard area.

Analyte & Samples(s) Qualified:

1,2,3-Trichlorobenzene, 1,2,4-Trichlorobenzene, 1,2,4-Trimethylbenzene, 1,2-Dibromo-3-chloropropane (DBCP), 1,2-Dichlorobenzene, 1,3-Dichlorobenzene, 1,4-Dichlorobenzene, 1,4-Dichlorobenzene-d4, Hexachlorobutadiene, Naphthalene, n-Butylbenzene, p-Isopropyltoluene (p-Cymene), sec-Butylbenzene, tert-Butylbenzene
13G0469-06[SS-B], 13G0469-06RE1[SS-B]

Continuing calibration did not meet method specifications and was biased on the high side. Data validation is not affected since sample result was "not detected" for this compound.

Analyte & Samples(s) Qualified:

Acetone, Bromomethane
B076911-BS1, B076749-BS1, B076800-BS1

SW-846 8270D

Qualifications:

39 Spruce Street * East Longmeadow, MA 01028 * FAX 413/525-6405 * TEL. 413/525-2332

Elevated reporting limit due to matrix.

Analyte & Samples(s) Qualified:

13G0469-06[SS-B], 13G0469-07RE1[SS-C]

Reported result is estimated. Value reported over verified calibration range.

Analyte & Samples(s) Qualified:

Fluoranthene, Pyrene
13G0469-07[SS-C]

One associated surrogate standard recovery is outside of control limits but the other(s) is/are within limits. All recoveries are > 10%.

Analyte & Samples(s) Qualified:

Nitrobenzene-d5
13G0469-06[SS-B]

The results of analyses reported only relate to samples submitted to the Con-Test Analytical Laboratory for testing.
I certify that the analyses listed above, unless specifically listed as subcontracted, if any, were performed under my direction according to the approved methodologies listed in this document, and that based upon my inquiry of those individuals immediately responsible for obtaining the information, the material contained in this report is, to the best of my knowledge and belief, accurate and complete.

Daren J. Damboragian
Laboratory Manager

con-test® ANALYTICAL LABORATORY

39 Spruce Street * East Longmeadow, MA 01028 * FAX 413/525-6405 * TEL. 413/525-2332

Project Location: 25 Skinner Street, East Hampton, Sample Description: Work Order: 13G0469

Date Received: 7/11/2013

Field Sample #: AST-3 Sampled: 7/11/2013 08:55

Sample ID: 13G0469-01

Sample Matrix: Soil

Semivolatile Organic Compounds by GC/MS

Analyte	Results	RL	Units	Dilution	Flag	Method	Date Prepared	Date/Time Analyzed	Analyst
Acenaphthene	ND	0.21	mg/Kg dry	1		SW-846 8270D	7/16/13	7/17/13 17:26	CMR
Acenaphthylene	ND	0.21	mg/Kg dry	1		SW-846 8270D	7/16/13	7/17/13 17:26	CMR
Anthracene	ND	0.21	mg/Kg dry	1		SW-846 8270D	7/16/13	7/17/13 17:26	CMR
Benzo(a)anthracene	ND	0.21	mg/Kg dry	1		SW-846 8270D	7/16/13	7/17/13 17:26	CMR
Benzo(a)pyrene	ND	0.21	mg/Kg dry	1		SW-846 8270D	7/16/13	7/17/13 17:26	CMR
Benzo(b)fluoranthene	ND	0.21	mg/Kg dry	1		SW-846 8270D	7/16/13	7/17/13 17:26	CMR
Benzo(g,h,i)perylene	ND	0.21	mg/Kg dry	1		SW-846 8270D	7/16/13	7/17/13 17:26	CMR
Benzo(k)fluoranthene	ND	0.21	mg/Kg dry	1		SW-846 8270D	7/16/13	7/17/13 17:26	CMR
Chrysene	ND	0.21	mg/Kg dry	1		SW-846 8270D	7/16/13	7/17/13 17:26	CMR
Dibenz(a,h)anthracene	ND	0.21	mg/Kg dry	1		SW-846 8270D	7/16/13	7/17/13 17:26	CMR
Fluoranthene	0.25	0.21	mg/Kg dry	1		SW-846 8270D	7/16/13	7/17/13 17:26	CMR
Fluorene	ND	0.21	mg/Kg dry	1		SW-846 8270D	7/16/13	7/17/13 17:26	CMR
Indeno(1,2,3-cd)pyrene	ND	0.21	mg/Kg dry	1		SW-846 8270D	7/16/13	7/17/13 17:26	CMR
2-Methylnaphthalene	ND	0.21	mg/Kg dry	1		SW-846 8270D	7/16/13	7/17/13 17:26	CMR
Naphthalene	ND	0.21	mg/Kg dry	1		SW-846 8270D	7/16/13	7/17/13 17:26	CMR
Phenanthrene	ND	0.21	mg/Kg dry	1		SW-846 8270D	7/16/13	7/17/13 17:26	CMR
Pyrene	ND	0.21	mg/Kg dry	1		SW-846 8270D	7/16/13	7/17/13 17:26	CMR

Surrogates	% Recovery	Recovery Limits	Flag	
Nitrobenzene-d5	40.9	30-130		7/17/13 17:26
2-Fluorobiphenyl	53.4	30-130		7/17/13 17:26
p-Terphenyl-d14	53.7	30-130		7/17/13 17:26

39 Spruce Street * East Longmeadow, MA 01028 * FAX 413/525-6405 * TEL. 413/525-2332

Project Location: 25 Skinner Street, East Hampton, Sample Description: Work Order: 13G0469

Date Received: 7/11/2013

Field Sample #: AST-3 Sampled: 7/11/2013 08:55

Sample ID: 13G0469-01

Sample Matrix: Soil

Petroleum Hydrocarbons Analyses

Analyte	Results	RL	Units	Dilution	Flag	Method	Date Prepared	Date/Time Analyzed	Analyst
CT ETPH	39	12	mg/Kg dry	1		CTDEP ETPH	7/15/13	7/17/13 20:13	SCS

Surrogates	% Recovery	Recovery Limits	Flag	
o-Terphenyl	61.8	50-150		7/17/13 20:13

39 Spruce Street * East Longmeadow, MA 01028 * FAX 413/525-6405 * TEL. 413/525-2332

Project Location: 25 Skinner Street, East Hampton, Sample Description: Work Order: 13G0469

Date Received: 7/11/2013

Field Sample #: AST-3 Sampled: 7/11/2013 08:55

Sample ID: 13G0469-01

Sample Matrix: Soil

Metals Analyses (Total)

Analyte	Results	RL	Units	Dilution	Flag	Method	Date Prepared	Date/Time Analyzed	Analyst
Antimony	ND	2.8	mg/Kg dry	1		SW-846 6010C	7/12/13	7/15/13 17:31	KSH
Arsenic	ND	2.8	mg/Kg dry	1		SW-846 6010C	7/12/13	7/15/13 17:31	KSH
Beryllium	ND	0.28	mg/Kg dry	1		SW-846 6010C	7/12/13	7/15/13 13:33	KSH
Cadmium	ND	0.28	mg/Kg dry	1		SW-846 6010C	7/12/13	7/15/13 13:33	KSH
Chromium	14	0.56	mg/Kg dry	1		SW-846 6010C	7/12/13	7/15/13 13:33	KSH
Copper	130	0.56	mg/Kg dry	1	Z-01	SW-846 6010C	7/12/13	7/15/13 13:33	KSH
Lead	70	0.85	mg/Kg dry	1		SW-846 6010C	7/12/13	7/15/13 13:33	KSH
Mercury	0.037	0.030	mg/Kg dry	1		SW-846 7471B	7/15/13	7/16/13 13:42	SAJ
Nickel	21	0.56	mg/Kg dry	1		SW-846 6010C	7/12/13	7/15/13 13:33	KSH
Selenium	ND	5.6	mg/Kg dry	1		SW-846 6010C	7/12/13	7/15/13 17:31	KSH
Silver	ND	0.56	mg/Kg dry	1		SW-846 6010C	7/12/13	7/15/13 13:33	KSH
Thallium	ND	2.8	mg/Kg dry	1		SW-846 6010C	7/12/13	7/15/13 13:33	KSH
Zinc	140	1.1	mg/Kg dry	1		SW-846 6010C	7/12/13	7/15/13 13:33	KSH

39 Spruce Street * East Longmeadow, MA 01028 * FAX 413/525-6405 * TEL. 413/525-2332

Project Location: 25 Skinner Street, East Hampton, Sample Description: Work Order: 13G0469

Date Received: 7/11/2013

Field Sample #: AST-3 Sampled: 7/11/2013 08:55

Sample ID: 13G0469-01

Sample Matrix: Soil

Conventional Chemistry Parameters by EPA/APHA/SW-846 Methods (Total)

Analyte	Results	RL	Units	Dilution	Flag	Method	Date Prepared	Date/Time Analyzed	Analyst
% Solids	82.3		% Wt	1		SM 2540G	7/12/13	7/12/13 13:13	MLA

39 Spruce Street * East Longmeadow, MA 01028 * FAX 413/525-6405 * TEL. 413/525-2332

Project Location: 25 Skinner Street, East Hampton, Sample Description: Work Order: 13G0469

Date Received: 7/11/2013

Field Sample #: AST-3 Sampled: 7/11/2013 08:55

Sample ID: 13G0469-01

Sample Matrix: Soil

SPLP - Metals Analyses

Analyte	Results	RL	Units	Dilution	Flag	Method	Date Prepared	Date/Time Analyzed	Analyst
Antimony	ND	5.0	µg/L	5		SW-846 6020A	7/16/13	7/17/13 16:51	KSH
Arsenic	ND	2.0	µg/L	5		SW-846 6020A	7/16/13	7/17/13 16:51	KSH
Beryllium	ND	2.0	µg/L	5		SW-846 6020A	7/16/13	7/17/13 16:51	KSH
Cadmium	ND	2.5	µg/L	5		SW-846 6020A	7/16/13	7/17/13 16:51	KSH
Chromium	ND	5.0	µg/L	5		SW-846 6020A	7/16/13	7/17/13 16:51	KSH
Copper	ND	25	µg/L	5		SW-846 6020A	7/16/13	7/17/13 16:51	KSH
Lead	12	5.0	µg/L	5		SW-846 6020A	7/16/13	7/17/13 16:51	KSH
Mercury	ND	0.00010	mg/L	1		SW-846 7470A	7/16/13	7/16/13 13:01	SAJ
Nickel	ND	25	µg/L	5		SW-846 6020A	7/16/13	7/17/13 16:51	KSH
Selenium	ND	25	µg/L	5		SW-846 6020A	7/16/13	7/17/13 16:51	KSH
Silver	ND	2.5	µg/L	5		SW-846 6020A	7/16/13	7/17/13 16:51	KSH
Thallium	ND	1.0	µg/L	5		SW-846 6020A	7/16/13	7/17/13 16:51	KSH
Zinc	180	50	µg/L	5		SW-846 6020A	7/16/13	7/17/13 16:51	KSH

con-test® ANALYTICAL LABORATORY

39 Spruce Street * East Longmeadow, MA 01028 * FAX 413/525-6405 * TEL. 413/525-2332

Project Location: 25 Skinner Street, East Hampton, Sample Description: Work Order: 13G0469

Date Received: 7/11/2013

Field Sample #: FD-4 Sampled: 7/11/2013 09:15

Sample ID: 13G0469-02

Sample Matrix: Soil

Volatile Organic Compounds by GC/MS

Analyte	Results	RL	Units	Dilution	Flag	Method	Date Prepared	Date/Time Analyzed	Analyst
Acetone	ND	0.076	mg/Kg dry	1		SW-846 8260C	7/15/13	7/15/13 9:55	MFF
Acrylonitrile	ND	0.0046	mg/Kg dry	1	V-16	SW-846 8260C	7/15/13	7/15/13 9:55	MFF
Benzene	ND	0.0015	mg/Kg dry	1		SW-846 8260C	7/15/13	7/15/13 9:55	MFF
Bromobenzene	ND	0.0015	mg/Kg dry	1		SW-846 8260C	7/15/13	7/15/13 9:55	MFF
Bromodichloromethane	ND	0.0015	mg/Kg dry	1		SW-846 8260C	7/15/13	7/15/13 9:55	MFF
Bromoform	ND	0.0015	mg/Kg dry	1		SW-846 8260C	7/15/13	7/15/13 9:55	MFF
Bromomethane	ND	0.0076	mg/Kg dry	1		SW-846 8260C	7/15/13	7/15/13 9:55	MFF
2-Butanone (MEK)	ND	0.030	mg/Kg dry	1		SW-846 8260C	7/15/13	7/15/13 9:55	MFF
n-Butylbenzene	ND	0.0015	mg/Kg dry	1		SW-846 8260C	7/15/13	7/15/13 9:55	MFF
sec-Butylbenzene	ND	0.0015	mg/Kg dry	1		SW-846 8260C	7/15/13	7/15/13 9:55	MFF
tert-Butylbenzene	ND	0.0015	mg/Kg dry	1		SW-846 8260C	7/15/13	7/15/13 9:55	MFF
Carbon Disulfide	ND	0.015	mg/Kg dry	1		SW-846 8260C	7/15/13	7/15/13 9:55	MFF
Carbon Tetrachloride	ND	0.0015	mg/Kg dry	1		SW-846 8260C	7/15/13	7/15/13 9:55	MFF
Chlorobenzene	ND	0.0015	mg/Kg dry	1		SW-846 8260C	7/15/13	7/15/13 9:55	MFF
Chlorodibromomethane	ND	0.0030	mg/Kg dry	1		SW-846 8260C	7/15/13	7/15/13 9:55	MFF
Chloroethane	ND	0.015	mg/Kg dry	1		SW-846 8260C	7/15/13	7/15/13 9:55	MFF
Chloroform	ND	0.0030	mg/Kg dry	1		SW-846 8260C	7/15/13	7/15/13 9:55	MFF
Chloromethane	ND	0.0076	mg/Kg dry	1		SW-846 8260C	7/15/13	7/15/13 9:55	MFF
2-Chlorotoluene	ND	0.0015	mg/Kg dry	1		SW-846 8260C	7/15/13	7/15/13 9:55	MFF
4-Chlorotoluene	ND	0.0015	mg/Kg dry	1		SW-846 8260C	7/15/13	7/15/13 9:55	MFF
1,2-Dibromo-3-chloropropane (DBCP)	ND	0.0015	mg/Kg dry	1	V-16	SW-846 8260C	7/15/13	7/15/13 9:55	MFF
1,2-Dibromoethane (EDB)	ND	0.00076	mg/Kg dry	1		SW-846 8260C	7/15/13	7/15/13 9:55	MFF
Dibromomethane	ND	0.0015	mg/Kg dry	1		SW-846 8260C	7/15/13	7/15/13 9:55	MFF
1,2-Dichlorobenzene	ND	0.0015	mg/Kg dry	1		SW-846 8260C	7/15/13	7/15/13 9:55	MFF
1,3-Dichlorobenzene	ND	0.0015	mg/Kg dry	1		SW-846 8260C	7/15/13	7/15/13 9:55	MFF
1,4-Dichlorobenzene	ND	0.0015	mg/Kg dry	1		SW-846 8260C	7/15/13	7/15/13 9:55	MFF
trans-1,4-Dichloro-2-butene	ND	0.0030	mg/Kg dry	1		SW-846 8260C	7/15/13	7/15/13 9:55	MFF
Dichlorodifluoromethane (Freon 12)	ND	0.015	mg/Kg dry	1	MS-07	SW-846 8260C	7/15/13	7/15/13 9:55	MFF
1,1-Dichloroethane	ND	0.0015	mg/Kg dry	1		SW-846 8260C	7/15/13	7/15/13 9:55	MFF
1,2-Dichloroethane	ND	0.0015	mg/Kg dry	1		SW-846 8260C	7/15/13	7/15/13 9:55	MFF
1,1-Dichloroethylene	ND	0.0030	mg/Kg dry	1		SW-846 8260C	7/15/13	7/15/13 9:55	MFF
cis-1,2-Dichloroethylene	ND	0.0015	mg/Kg dry	1		SW-846 8260C	7/15/13	7/15/13 9:55	MFF
trans-1,2-Dichloroethylene	ND	0.0015	mg/Kg dry	1		SW-846 8260C	7/15/13	7/15/13 9:55	MFF
1,2-Dichloropropane	ND	0.0015	mg/Kg dry	1		SW-846 8260C	7/15/13	7/15/13 9:55	MFF
1,3-Dichloropropane	ND	0.00076	mg/Kg dry	1		SW-846 8260C	7/15/13	7/15/13 9:55	MFF
2,2-Dichloropropane	ND	0.0015	mg/Kg dry	1		SW-846 8260C	7/15/13	7/15/13 9:55	MFF
1,1-Dichloropropene	ND	0.0015	mg/Kg dry	1		SW-846 8260C	7/15/13	7/15/13 9:55	MFF
cis-1,3-Dichloropropene	ND	0.00076	mg/Kg dry	1		SW-846 8260C	7/15/13	7/15/13 9:55	MFF
trans-1,3-Dichloropropene	ND	0.00076	mg/Kg dry	1		SW-846 8260C	7/15/13	7/15/13 9:55	MFF
Ethylbenzene	ND	0.0015	mg/Kg dry	1		SW-846 8260C	7/15/13	7/15/13 9:55	MFF
Hexachlorobutadiene	ND	0.0015	mg/Kg dry	1		SW-846 8260C	7/15/13	7/15/13 9:55	MFF
2-Hexanone (MBK)	ND	0.030	mg/Kg dry	1		SW-846 8260C	7/15/13	7/15/13 9:55	MFF
Isopropylbenzene (Cumene)	ND	0.0015	mg/Kg dry	1		SW-846 8260C	7/15/13	7/15/13 9:55	MFF
p-Isopropyltoluene (p-Cymene)	ND	0.0015	mg/Kg dry	1		SW-846 8260C	7/15/13	7/15/13 9:55	MFF

con-test® ANALYTICAL LABORATORY

39 Spruce Street * East Longmeadow, MA 01028 * FAX 413/525-6405 * TEL. 413/525-2332

Project Location: 25 Skinner Street, East Hampton, Sample Description: Work Order: 13G0469

Date Received: 7/11/2013

Field Sample #: FD-4 Sampled: 7/11/2013 09:15

Sample ID: 13G0469-02

Sample Matrix: Soil

Volatile Organic Compounds by GC/MS

Analyte	Results	RL	Units	Dilution	Flag	Method	Date Prepared	Date/Time Analyzed	Analyst
Methyl tert-Butyl Ether (MTBE)	ND	0.0030	mg/Kg dry	1		SW-846 8260C	7/15/13	7/15/13 9:55	MFF
Methylene Chloride	ND	0.015	mg/Kg dry	1		SW-846 8260C	7/15/13	7/15/13 9:55	MFF
4-Methyl-2-pentanone (MIBK)	ND	0.030	mg/Kg dry	1		SW-846 8260C	7/15/13	7/15/13 9:55	MFF
Naphthalene	ND	0.0030	mg/Kg dry	1		SW-846 8260C	7/15/13	7/15/13 9:55	MFF
n-Propylbenzene	ND	0.0015	mg/Kg dry	1		SW-846 8260C	7/15/13	7/15/13 9:55	MFF
Styrene	ND	0.0015	mg/Kg dry	1		SW-846 8260C	7/15/13	7/15/13 9:55	MFF
1,1,1,2-Tetrachloroethane	ND	0.0015	mg/Kg dry	1		SW-846 8260C	7/15/13	7/15/13 9:55	MFF
1,1,2,2-Tetrachloroethane	ND	0.00076	mg/Kg dry	1		SW-846 8260C	7/15/13	7/15/13 9:55	MFF
Tetrachloroethylene	ND	0.0015	mg/Kg dry	1		SW-846 8260C	7/15/13	7/15/13 9:55	MFF
Tetrahydrofuran	ND	0.0076	mg/Kg dry	1	V-16	SW-846 8260C	7/15/13	7/15/13 9:55	MFF
Toluene	ND	0.0015	mg/Kg dry	1		SW-846 8260C	7/15/13	7/15/13 9:55	MFF
1,2,3-Trichlorobenzene	ND	0.0015	mg/Kg dry	1		SW-846 8260C	7/15/13	7/15/13 9:55	MFF
1,2,4-Trichlorobenzene	ND	0.0015	mg/Kg dry	1		SW-846 8260C	7/15/13	7/15/13 9:55	MFF
1,1,1-Trichloroethane	ND	0.0015	mg/Kg dry	1		SW-846 8260C	7/15/13	7/15/13 9:55	MFF
1,1,2-Trichloroethane	ND	0.0015	mg/Kg dry	1		SW-846 8260C	7/15/13	7/15/13 9:55	MFF
Trichloroethylene	ND	0.0015	mg/Kg dry	1		SW-846 8260C	7/15/13	7/15/13 9:55	MFF
Trichlorofluoromethane (Freon 11)	ND	0.0076	mg/Kg dry	1		SW-846 8260C	7/15/13	7/15/13 9:55	MFF
1,2,3-Trichloropropane	ND	0.0015	mg/Kg dry	1		SW-846 8260C	7/15/13	7/15/13 9:55	MFF
1,1,2-Trichloro-1,2,2-trifluoroethane (Freon 113)	ND	0.0076	mg/Kg dry	1		SW-846 8260C	7/15/13	7/15/13 9:55	MFF
1,2,4-Trimethylbenzene	ND	0.0015	mg/Kg dry	1		SW-846 8260C	7/15/13	7/15/13 9:55	MFF
1,3,5-Trimethylbenzene	ND	0.0015	mg/Kg dry	1		SW-846 8260C	7/15/13	7/15/13 9:55	MFF
Vinyl Chloride	ND	0.0076	mg/Kg dry	1	MS-07	SW-846 8260C	7/15/13	7/15/13 9:55	MFF
m+p Xylene	ND	0.0030	mg/Kg dry	1		SW-846 8260C	7/15/13	7/15/13 9:55	MFF
o-Xylene	ND	0.0015	mg/Kg dry	1		SW-846 8260C	7/15/13	7/15/13 9:55	MFF

Surrogates	% Recovery	Recovery Limits	Flag	
1,2-Dichloroethane-d4	95.0	70-130		7/15/13 9:55
Toluene-d8	99.9	70-130		7/15/13 9:55
4-Bromofluorobenzene	97.9	70-130		7/15/13 9:55

39 Spruce Street * East Longmeadow, MA 01028 * FAX 413/525-6405 * TEL. 413/525-2332

Project Location: 25 Skinner Street, East Hampton, Sample Description: Work Order: 13G0469

Date Received: 7/11/2013

Field Sample #: FD-4 Sampled: 7/11/2013 09:15

Sample ID: 13G0469-02

Sample Matrix: Soil

Semivolatile Organic Compounds by GC/MS

Analyte	Results	RL	Units	Dilution	Flag	Method	Date Prepared	Date/Time Analyzed	Analyst
Acenaphthene	ND	0.19	mg/Kg dry	1		SW-846 8270D	7/16/13	7/18/13 14:14	CMR
Acenaphthylene	ND	0.19	mg/Kg dry	1		SW-846 8270D	7/16/13	7/18/13 14:14	CMR
Anthracene	ND	0.19	mg/Kg dry	1		SW-846 8270D	7/16/13	7/18/13 14:14	CMR
Benzo(a)anthracene	ND	0.19	mg/Kg dry	1		SW-846 8270D	7/16/13	7/18/13 14:14	CMR
Benzo(a)pyrene	ND	0.19	mg/Kg dry	1		SW-846 8270D	7/16/13	7/18/13 14:14	CMR
Benzo(b)fluoranthene	ND	0.19	mg/Kg dry	1		SW-846 8270D	7/16/13	7/18/13 14:14	CMR
Benzo(g,h,i)perylene	ND	0.19	mg/Kg dry	1		SW-846 8270D	7/16/13	7/18/13 14:14	CMR
Benzo(k)fluoranthene	ND	0.19	mg/Kg dry	1		SW-846 8270D	7/16/13	7/18/13 14:14	CMR
Chrysene	ND	0.19	mg/Kg dry	1		SW-846 8270D	7/16/13	7/18/13 14:14	CMR
Dibenz(a,h)anthracene	ND	0.19	mg/Kg dry	1		SW-846 8270D	7/16/13	7/18/13 14:14	CMR
Fluoranthene	ND	0.19	mg/Kg dry	1		SW-846 8270D	7/16/13	7/18/13 14:14	CMR
Fluorene	ND	0.19	mg/Kg dry	1		SW-846 8270D	7/16/13	7/18/13 14:14	CMR
Indeno(1,2,3-cd)pyrene	ND	0.19	mg/Kg dry	1		SW-846 8270D	7/16/13	7/18/13 14:14	CMR
2-Methylnaphthalene	ND	0.19	mg/Kg dry	1		SW-846 8270D	7/16/13	7/18/13 14:14	CMR
Naphthalene	ND	0.19	mg/Kg dry	1		SW-846 8270D	7/16/13	7/18/13 14:14	CMR
Phenanthrene	ND	0.19	mg/Kg dry	1		SW-846 8270D	7/16/13	7/18/13 14:14	CMR
Pyrene	ND	0.19	mg/Kg dry	1		SW-846 8270D	7/16/13	7/18/13 14:14	CMR

Surrogates	% Recovery	Recovery Limits	Flag	
Nitrobenzene-d5	44.8	30-130		7/18/13 14:14
2-Fluorobiphenyl	46.3	30-130		7/18/13 14:14
p-Terphenyl-d14	57.9	30-130		7/18/13 14:14

39 Spruce Street * East Longmeadow, MA 01028 * FAX 413/525-6405 * TEL. 413/525-2332

Project Location: 25 Skinner Street, East Hampton, Sample Description: Work Order: 13G0469

Date Received: 7/11/2013

Field Sample #: FD-4 Sampled: 7/11/2013 09:15

Sample ID: 13G0469-02

Sample Matrix: Soil

Petroleum Hydrocarbons Analyses

Analyte	Results	RL	Units	Dilution	Flag	Method	Date Prepared	Date/Time Analyzed	Analyst
CT ETPH	34	11	mg/Kg dry	1		CTDEP ETPH	7/15/13	7/17/13 20:34	SCS

Surrogates	% Recovery	Recovery Limits	Flag	
o-Terphenyl	62.9	50-150		7/17/13 20:34

39 Spruce Street * East Longmeadow, MA 01028 * FAX 413/525-6405 * TEL. 413/525-2332

Project Location: 25 Skinner Street, East Hampton, Sample Description: Work Order: 13G0469

Date Received: 7/11/2013

Field Sample #: FD-4 Sampled: 7/11/2013 09:15

Sample ID: 13G0469-02

Sample Matrix: Soil

Metals Analyses (Total)

Analyte	Results	RL	Units	Dilution	Flag	Method	Date Prepared	Date/Time Analyzed	Analyst
Antimony	ND	2.5	mg/Kg dry	1		SW-846 6010C	7/12/13	7/15/13 17:35	KSH
Arsenic	ND	2.5	mg/Kg dry	1		SW-846 6010C	7/12/13	7/15/13 17:35	KSH
Beryllium	ND	0.25	mg/Kg dry	1		SW-846 6010C	7/12/13	7/15/13 13:37	KSH
Cadmium	ND	0.25	mg/Kg dry	1		SW-846 6010C	7/12/13	7/15/13 13:37	KSH
Chromium	8.0	0.51	mg/Kg dry	1		SW-846 6010C	7/12/13	7/15/13 13:37	KSH
Copper	13	0.51	mg/Kg dry	1	Z-01	SW-846 6010C	7/12/13	7/15/13 13:37	KSH
Lead	4.0	0.76	mg/Kg dry	1		SW-846 6010C	7/12/13	7/15/13 13:37	KSH
Mercury	ND	0.027	mg/Kg dry	1		SW-846 7471B	7/15/13	7/16/13 13:43	SAJ
Nickel	6.1	0.51	mg/Kg dry	1		SW-846 6010C	7/12/13	7/15/13 13:37	KSH
Selenium	ND	5.1	mg/Kg dry	1		SW-846 6010C	7/12/13	7/15/13 17:35	KSH
Silver	ND	0.51	mg/Kg dry	1		SW-846 6010C	7/12/13	7/15/13 13:37	KSH
Thallium	ND	2.5	mg/Kg dry	1		SW-846 6010C	7/12/13	7/15/13 13:37	KSH
Zinc	28	1.0	mg/Kg dry	1		SW-846 6010C	7/12/13	7/15/13 13:37	KSH

39 Spruce Street * East Longmeadow, MA 01028 * FAX 413/525-6405 * TEL. 413/525-2332

Project Location: 25 Skinner Street, East Hampton, Sample Description: Work Order: 13G0469

Date Received: 7/11/2013

Field Sample #: FD-4 Sampled: 7/11/2013 09:15

Sample ID: 13G0469-02

Sample Matrix: Soil

Conventional Chemistry Parameters by EPA/APHA/SW-846 Methods (Total)

Analyte	Results	RL	Units	Dilution	Flag	Method	Date Prepared	Date/Time Analyzed	Analyst
% Solids	91.2		% Wt	1		SM 2540G	7/12/13	7/12/13 13:22	MLA

39 Spruce Street * East Longmeadow, MA 01028 * FAX 413/525-6405 * TEL. 413/525-2332

Project Location: 25 Skinner Street, East Hampton, Sample Description: Work Order: 13G0469

Date Received: 7/11/2013

Field Sample #: FD-4 Sampled: 7/11/2013 09:15

Sample ID: 13G0469-02

Sample Matrix: Soil

SPLP - Metals Analyses

Analyte	Results	RL	Units	Dilution	Flag	Method	Date Prepared	Date/Time Analyzed	Analyst
Antimony	ND	5.0	µg/L	5		SW-846 6020A	7/16/13	7/17/13 16:54	KSH
Arsenic	ND	2.0	µg/L	5		SW-846 6020A	7/16/13	7/17/13 16:54	KSH
Beryllium	ND	2.0	µg/L	5		SW-846 6020A	7/16/13	7/17/13 16:54	KSH
Cadmium	ND	2.5	µg/L	5		SW-846 6020A	7/16/13	7/17/13 16:54	KSH
Chromium	ND	5.0	µg/L	5		SW-846 6020A	7/16/13	7/17/13 16:54	KSH
Copper	ND	25	µg/L	5		SW-846 6020A	7/16/13	7/17/13 16:54	KSH
Lead	37	5.0	µg/L	5		SW-846 6020A	7/16/13	7/17/13 16:54	KSH
Mercury	ND	0.00010	mg/L	1		SW-846 7470A	7/16/13	7/16/13 13:03	SAJ
Nickel	ND	25	µg/L	5		SW-846 6020A	7/16/13	7/17/13 16:54	KSH
Selenium	ND	25	µg/L	5		SW-846 6020A	7/16/13	7/17/13 16:54	KSH
Silver	ND	2.5	µg/L	5		SW-846 6020A	7/16/13	7/17/13 16:54	KSH
Thallium	ND	1.0	µg/L	5		SW-846 6020A	7/16/13	7/17/13 16:54	KSH
Zinc	ND	50	µg/L	5		SW-846 6020A	7/16/13	7/17/13 16:54	KSH

con-test® ANALYTICAL LABORATORY

39 Spruce Street * East Longmeadow, MA 01028 * FAX 413/525-6405 * TEL. 413/525-2332

Project Location: 25 Skinner Street, East Hampton, Sample Description: Work Order: 13G0469

Date Received: 7/11/2013

Field Sample #: B-206, 2' Sampled: 7/11/2013 10:10

Sample ID: 13G0469-03

Sample Matrix: Soil

Volatile Organic Compounds by GC/MS

Analyte	Results	RL	Units	Dilution	Flag	Method	Date Prepared	Date/Time Analyzed	Analyst
Acetone	ND	0.091	mg/Kg dry	1		SW-846 8260C	7/15/13	7/15/13 10:23	MFF
Acrylonitrile	ND	0.0055	mg/Kg dry	1	V-16	SW-846 8260C	7/15/13	7/15/13 10:23	MFF
Benzene	ND	0.0018	mg/Kg dry	1		SW-846 8260C	7/15/13	7/15/13 10:23	MFF
Bromobenzene	ND	0.0018	mg/Kg dry	1		SW-846 8260C	7/15/13	7/15/13 10:23	MFF
Bromodichloromethane	ND	0.0018	mg/Kg dry	1		SW-846 8260C	7/15/13	7/15/13 10:23	MFF
Bromoform	ND	0.0018	mg/Kg dry	1		SW-846 8260C	7/15/13	7/15/13 10:23	MFF
Bromomethane	ND	0.0091	mg/Kg dry	1		SW-846 8260C	7/15/13	7/15/13 10:23	MFF
2-Butanone (MEK)	ND	0.037	mg/Kg dry	1		SW-846 8260C	7/15/13	7/15/13 10:23	MFF
n-Butylbenzene	ND	0.0018	mg/Kg dry	1		SW-846 8260C	7/15/13	7/15/13 10:23	MFF
sec-Butylbenzene	ND	0.0018	mg/Kg dry	1		SW-846 8260C	7/15/13	7/15/13 10:23	MFF
tert-Butylbenzene	ND	0.0018	mg/Kg dry	1		SW-846 8260C	7/15/13	7/15/13 10:23	MFF
Carbon Disulfide	ND	0.018	mg/Kg dry	1		SW-846 8260C	7/15/13	7/15/13 10:23	MFF
Carbon Tetrachloride	ND	0.0018	mg/Kg dry	1		SW-846 8260C	7/15/13	7/15/13 10:23	MFF
Chlorobenzene	ND	0.0018	mg/Kg dry	1		SW-846 8260C	7/15/13	7/15/13 10:23	MFF
Chlorodibromomethane	ND	0.0037	mg/Kg dry	1		SW-846 8260C	7/15/13	7/15/13 10:23	MFF
Chloroethane	ND	0.018	mg/Kg dry	1		SW-846 8260C	7/15/13	7/15/13 10:23	MFF
Chloroform	ND	0.0037	mg/Kg dry	1		SW-846 8260C	7/15/13	7/15/13 10:23	MFF
Chloromethane	ND	0.0091	mg/Kg dry	1		SW-846 8260C	7/15/13	7/15/13 10:23	MFF
2-Chlorotoluene	ND	0.0018	mg/Kg dry	1		SW-846 8260C	7/15/13	7/15/13 10:23	MFF
4-Chlorotoluene	ND	0.0018	mg/Kg dry	1		SW-846 8260C	7/15/13	7/15/13 10:23	MFF
1,2-Dibromo-3-chloropropane (DBCP)	ND	0.0018	mg/Kg dry	1	V-16	SW-846 8260C	7/15/13	7/15/13 10:23	MFF
1,2-Dibromoethane (EDB)	ND	0.00091	mg/Kg dry	1		SW-846 8260C	7/15/13	7/15/13 10:23	MFF
Dibromomethane	ND	0.0018	mg/Kg dry	1		SW-846 8260C	7/15/13	7/15/13 10:23	MFF
1,2-Dichlorobenzene	ND	0.0018	mg/Kg dry	1		SW-846 8260C	7/15/13	7/15/13 10:23	MFF
1,3-Dichlorobenzene	ND	0.0018	mg/Kg dry	1		SW-846 8260C	7/15/13	7/15/13 10:23	MFF
1,4-Dichlorobenzene	ND	0.0018	mg/Kg dry	1		SW-846 8260C	7/15/13	7/15/13 10:23	MFF
trans-1,4-Dichloro-2-butene	ND	0.0037	mg/Kg dry	1		SW-846 8260C	7/15/13	7/15/13 10:23	MFF
Dichlorodifluoromethane (Freon 12)	ND	0.018	mg/Kg dry	1		SW-846 8260C	7/15/13	7/15/13 10:23	MFF
1,1-Dichloroethane	ND	0.0018	mg/Kg dry	1		SW-846 8260C	7/15/13	7/15/13 10:23	MFF
1,2-Dichloroethane	ND	0.0018	mg/Kg dry	1		SW-846 8260C	7/15/13	7/15/13 10:23	MFF
1,1-Dichloroethylene	ND	0.0037	mg/Kg dry	1		SW-846 8260C	7/15/13	7/15/13 10:23	MFF
cis-1,2-Dichloroethylene	ND	0.0018	mg/Kg dry	1		SW-846 8260C	7/15/13	7/15/13 10:23	MFF
trans-1,2-Dichloroethylene	ND	0.0018	mg/Kg dry	1		SW-846 8260C	7/15/13	7/15/13 10:23	MFF
1,2-Dichloropropane	ND	0.0018	mg/Kg dry	1		SW-846 8260C	7/15/13	7/15/13 10:23	MFF
1,3-Dichloropropane	ND	0.00091	mg/Kg dry	1		SW-846 8260C	7/15/13	7/15/13 10:23	MFF
2,2-Dichloropropane	ND	0.0018	mg/Kg dry	1		SW-846 8260C	7/15/13	7/15/13 10:23	MFF
1,1-Dichloropropene	ND	0.0018	mg/Kg dry	1		SW-846 8260C	7/15/13	7/15/13 10:23	MFF
cis-1,3-Dichloropropene	ND	0.00091	mg/Kg dry	1		SW-846 8260C	7/15/13	7/15/13 10:23	MFF
trans-1,3-Dichloropropene	ND	0.00091	mg/Kg dry	1		SW-846 8260C	7/15/13	7/15/13 10:23	MFF
Ethylbenzene	ND	0.0018	mg/Kg dry	1		SW-846 8260C	7/15/13	7/15/13 10:23	MFF
Hexachlorobutadiene	ND	0.0018	mg/Kg dry	1		SW-846 8260C	7/15/13	7/15/13 10:23	MFF
2-Hexanone (MBK)	ND	0.037	mg/Kg dry	1		SW-846 8260C	7/15/13	7/15/13 10:23	MFF
Isopropylbenzene (Cumene)	ND	0.0018	mg/Kg dry	1		SW-846 8260C	7/15/13	7/15/13 10:23	MFF
p-Isopropyltoluene (p-Cymene)	ND	0.0018	mg/Kg dry	1		SW-846 8260C	7/15/13	7/15/13 10:23	MFF

con-test® ANALYTICAL LABORATORY

39 Spruce Street * East Longmeadow, MA 01028 * FAX 413/525-6405 * TEL. 413/525-2332

Project Location: 25 Skinner Street, East Hampton, Sample Description: Work Order: 13G0469

Date Received: 7/11/2013

Field Sample #: B-206, 2' Sampled: 7/11/2013 10:10

Sample ID: 13G0469-03

Sample Matrix: Soil

Volatile Organic Compounds by GC/MS

Analyte	Results	RL	Units	Dilution	Flag	Method	Date Prepared	Date/Time Analyzed	Analyst
Methyl tert-Butyl Ether (MTBE)	ND	0.0037	mg/Kg dry	1		SW-846 8260C	7/15/13	7/15/13 10:23	MFF
Methylene Chloride	ND	0.018	mg/Kg dry	1		SW-846 8260C	7/15/13	7/15/13 10:23	MFF
4-Methyl-2-pentanone (MIBK)	ND	0.037	mg/Kg dry	1		SW-846 8260C	7/15/13	7/15/13 10:23	MFF
Naphthalene	ND	0.0037	mg/Kg dry	1		SW-846 8260C	7/15/13	7/15/13 10:23	MFF
n-Propylbenzene	ND	0.0018	mg/Kg dry	1		SW-846 8260C	7/15/13	7/15/13 10:23	MFF
Styrene	ND	0.0018	mg/Kg dry	1		SW-846 8260C	7/15/13	7/15/13 10:23	MFF
1,1,1,2-Tetrachloroethane	ND	0.0018	mg/Kg dry	1		SW-846 8260C	7/15/13	7/15/13 10:23	MFF
1,1,2,2-Tetrachloroethane	ND	0.00091	mg/Kg dry	1		SW-846 8260C	7/15/13	7/15/13 10:23	MFF
Tetrachloroethylene	ND	0.0018	mg/Kg dry	1		SW-846 8260C	7/15/13	7/15/13 10:23	MFF
Tetrahydrofuran	ND	0.0091	mg/Kg dry	1	V-16	SW-846 8260C	7/15/13	7/15/13 10:23	MFF
Toluene	ND	0.0018	mg/Kg dry	1		SW-846 8260C	7/15/13	7/15/13 10:23	MFF
1,2,3-Trichlorobenzene	ND	0.0018	mg/Kg dry	1		SW-846 8260C	7/15/13	7/15/13 10:23	MFF
1,2,4-Trichlorobenzene	ND	0.0018	mg/Kg dry	1		SW-846 8260C	7/15/13	7/15/13 10:23	MFF
1,1,1-Trichloroethane	ND	0.0018	mg/Kg dry	1		SW-846 8260C	7/15/13	7/15/13 10:23	MFF
1,1,2-Trichloroethane	ND	0.0018	mg/Kg dry	1		SW-846 8260C	7/15/13	7/15/13 10:23	MFF
Trichloroethylene	ND	0.0018	mg/Kg dry	1		SW-846 8260C	7/15/13	7/15/13 10:23	MFF
Trichlorofluoromethane (Freon 11)	ND	0.0091	mg/Kg dry	1		SW-846 8260C	7/15/13	7/15/13 10:23	MFF
1,2,3-Trichloropropane	ND	0.0018	mg/Kg dry	1		SW-846 8260C	7/15/13	7/15/13 10:23	MFF
1,1,2-Trichloro-1,2,2-trifluoroethane (Freon 113)	ND	0.0091	mg/Kg dry	1		SW-846 8260C	7/15/13	7/15/13 10:23	MFF
1,2,4-Trimethylbenzene	ND	0.0018	mg/Kg dry	1		SW-846 8260C	7/15/13	7/15/13 10:23	MFF
1,3,5-Trimethylbenzene	ND	0.0018	mg/Kg dry	1		SW-846 8260C	7/15/13	7/15/13 10:23	MFF
Vinyl Chloride	ND	0.0091	mg/Kg dry	1		SW-846 8260C	7/15/13	7/15/13 10:23	MFF
m+p Xylene	ND	0.0037	mg/Kg dry	1		SW-846 8260C	7/15/13	7/15/13 10:23	MFF
o-Xylene	ND	0.0018	mg/Kg dry	1		SW-846 8260C	7/15/13	7/15/13 10:23	MFF

Surrogates	% Recovery	Recovery Limits	Flag	
1,2-Dichloroethane-d4	95.2	70-130		7/15/13 10:23
Toluene-d8	96.7	70-130		7/15/13 10:23
4-Bromofluorobenzene	82.2	70-130		7/15/13 10:23

con-test® ANALYTICAL LABORATORY

39 Spruce Street * East Longmeadow, MA 01028 * FAX 413/525-6405 * TEL. 413/525-2332

Project Location: 25 Skinner Street, East Hampton, Sample Description: Work Order: 13G0469

Date Received: 7/11/2013

Field Sample #: B-206, 2' Sampled: 7/11/2013 10:10

Sample ID: 13G0469-03

Sample Matrix: Soil

Semivolatile Organic Compounds by GC/MS

Analyte	Results	RL	Units	Dilution	Flag	Method	Date Prepared	Date/Time Analyzed	Analyst
Acenaphthene	ND	0.21	mg/Kg dry	1		SW-846 8270D	7/16/13	7/17/13 17:59	CMR
Acenaphthylene	ND	0.21	mg/Kg dry	1		SW-846 8270D	7/16/13	7/17/13 17:59	CMR
Anthracene	ND	0.21	mg/Kg dry	1		SW-846 8270D	7/16/13	7/17/13 17:59	CMR
Benzo(a)anthracene	ND	0.21	mg/Kg dry	1		SW-846 8270D	7/16/13	7/17/13 17:59	CMR
Benzo(a)pyrene	ND	0.21	mg/Kg dry	1		SW-846 8270D	7/16/13	7/17/13 17:59	CMR
Benzo(b)fluoranthene	ND	0.21	mg/Kg dry	1		SW-846 8270D	7/16/13	7/17/13 17:59	CMR
Benzo(g,h,i)perylene	ND	0.21	mg/Kg dry	1		SW-846 8270D	7/16/13	7/17/13 17:59	CMR
Benzo(k)fluoranthene	ND	0.21	mg/Kg dry	1		SW-846 8270D	7/16/13	7/17/13 17:59	CMR
Chrysene	ND	0.21	mg/Kg dry	1		SW-846 8270D	7/16/13	7/17/13 17:59	CMR
Dibenz(a,h)anthracene	ND	0.21	mg/Kg dry	1		SW-846 8270D	7/16/13	7/17/13 17:59	CMR
Fluoranthene	0.22	0.21	mg/Kg dry	1		SW-846 8270D	7/16/13	7/17/13 17:59	CMR
Fluorene	ND	0.21	mg/Kg dry	1		SW-846 8270D	7/16/13	7/17/13 17:59	CMR
Indeno(1,2,3-cd)pyrene	ND	0.21	mg/Kg dry	1		SW-846 8270D	7/16/13	7/17/13 17:59	CMR
2-Methylnaphthalene	ND	0.21	mg/Kg dry	1		SW-846 8270D	7/16/13	7/17/13 17:59	CMR
Naphthalene	ND	0.21	mg/Kg dry	1		SW-846 8270D	7/16/13	7/17/13 17:59	CMR
Phenanthrene	ND	0.21	mg/Kg dry	1		SW-846 8270D	7/16/13	7/17/13 17:59	CMR
Pyrene	0.23	0.21	mg/Kg dry	1		SW-846 8270D	7/16/13	7/17/13 17:59	CMR

Surrogates	% Recovery	Recovery Limits	Flag	
Nitrobenzene-d5	48.1	30-130		7/17/13 17:59
2-Fluorobiphenyl	57.5	30-130		7/17/13 17:59
p-Terphenyl-d14	64.7	30-130		7/17/13 17:59

con-test® ANALYTICAL LABORATORY

39 Spruce Street * East Longmeadow, MA 01028 * FAX 413/525-6405 * TEL. 413/525-2332

Project Location: 25 Skinner Street, East Hampton, Sample Description: Work Order: 13G0469

Date Received: 7/11/2013

Field Sample #: B-206, 2' Sampled: 7/11/2013 10:10

Sample ID: 13G0469-03

Sample Matrix: Soil

Petroleum Hydrocarbons Analyses

Analyte	Results	RL	Units	Dilution	Flag	Method	Date Prepared	Date/Time Analyzed	Analyst
CT ETPH	95	12	mg/Kg dry	1		CTDEP ETPH	7/15/13	7/17/13 20:56	SCS

Surrogates	% Recovery	Recovery Limits	Flag	
o-Terphenyl	58.4	50-150		7/17/13 20:56

39 Spruce Street * East Longmeadow, MA 01028 * FAX 413/525-6405 * TEL. 413/525-2332

Project Location: 25 Skinner Street, East Hampton, Sample Description: Work Order: 13G0469

Date Received: 7/11/2013

Field Sample #: B-206, 2' Sampled: 7/11/2013 10:10

Sample ID: 13G0469-03

Sample Matrix: Soil

Metals Analyses (Total)

Analyte	Results	RL	Units	Dilution	Flag	Method	Date Prepared	Date/Time Analyzed	Analyst
Antimony	ND	2.9	mg/Kg dry	1		SW-846 6010C	7/12/13	7/15/13 17:40	KSH
Arsenic	7.6	2.9	mg/Kg dry	1		SW-846 6010C	7/12/13	7/15/13 17:40	KSH
Beryllium	ND	0.29	mg/Kg dry	1		SW-846 6010C	7/12/13	7/15/13 13:42	KSH
Cadmium	0.33	0.29	mg/Kg dry	1		SW-846 6010C	7/12/13	7/15/13 13:42	KSH
Chromium	27	0.59	mg/Kg dry	1		SW-846 6010C	7/12/13	7/15/13 13:42	KSH
Copper	920	0.59	mg/Kg dry	1	Z-01	SW-846 6010C	7/12/13	7/15/13 13:42	KSH
Lead	130	0.88	mg/Kg dry	1		SW-846 6010C	7/12/13	7/15/13 13:42	KSH
Mercury	0.075	0.031	mg/Kg dry	1		SW-846 7471B	7/15/13	7/16/13 13:45	SAJ
Nickel	20	0.59	mg/Kg dry	1		SW-846 6010C	7/12/13	7/15/13 13:42	KSH
Selenium	ND	5.9	mg/Kg dry	1		SW-846 6010C	7/12/13	7/15/13 17:40	KSH
Silver	2.1	0.59	mg/Kg dry	1		SW-846 6010C	7/12/13	7/15/13 13:42	KSH
Thallium	ND	2.9	mg/Kg dry	1		SW-846 6010C	7/12/13	7/15/13 13:42	KSH
Zinc	620	1.2	mg/Kg dry	1		SW-846 6010C	7/12/13	7/15/13 13:42	KSH

39 Spruce Street * East Longmeadow, MA 01028 * FAX 413/525-6405 * TEL. 413/525-2332

Project Location: 25 Skinner Street, East Hampton, Sample Description: Work Order: 13G0469

Date Received: 7/11/2013

Field Sample #: B-206, 2' Sampled: 7/11/2013 10:10

Sample ID: 13G0469-03

Sample Matrix: Soil

Conventional Chemistry Parameters by EPA/APHA/SW-846 Methods (Total)

Analyte	Results	RL	Units	Dilution	Flag	Method	Date Prepared	Date/Time Analyzed	Analyst
Hexavalent Chromium	ND	0.20	mg/Kg dry	1	MS-16	SW-846 7196A	7/16/13	7/16/13 16:00	CM
% Solids	79.0		% Wt	1		SM 2540G	7/12/13	7/12/13 13:22	MLA

39 Spruce Street * East Longmeadow, MA 01028 * FAX 413/525-6405 * TEL. 413/525-2332

Project Location: 25 Skinner Street, East Hampton, Sample Description: Work Order: 13G0469

Date Received: 7/11/2013

Field Sample #: B-206, 2' Sampled: 7/11/2013 10:10

Sample ID: 13G0469-03

Sample Matrix: Soil

SPLP - Metals Analyses

Analyte	Results	RL	Units	Dilution	Flag	Method	Date Prepared	Date/Time Analyzed	Analyst
Antimony	ND	5.0	µg/L	5		SW-846 6020A	7/16/13	7/17/13 17:10	KSH
Arsenic	ND	2.0	µg/L	5		SW-846 6020A	7/16/13	7/17/13 17:10	KSH
Beryllium	ND	2.0	µg/L	5		SW-846 6020A	7/16/13	7/17/13 17:10	KSH
Cadmium	ND	2.5	µg/L	5		SW-846 6020A	7/16/13	7/17/13 17:10	KSH
Chromium	ND	5.0	µg/L	5		SW-846 6020A	7/16/13	7/17/13 17:10	KSH
Copper	590	25	µg/L	5		SW-846 6020A	7/16/13	7/17/13 17:10	KSH
Lead	17	5.0	µg/L	5		SW-846 6020A	7/16/13	7/17/13 17:10	KSH
Mercury	ND	0.00010	mg/L	1		SW-846 7470A	7/16/13	7/16/13 13:04	SAJ
Nickel	ND	25	µg/L	5		SW-846 6020A	7/16/13	7/17/13 17:10	KSH
Selenium	ND	25	µg/L	5		SW-846 6020A	7/16/13	7/17/13 17:10	KSH
Silver	ND	2.5	µg/L	5		SW-846 6020A	7/16/13	7/17/13 17:10	KSH
Thallium	ND	1.0	µg/L	5		SW-846 6020A	7/16/13	7/17/13 17:10	KSH
Zinc	1300	50	µg/L	5		SW-846 6020A	7/16/13	7/17/13 17:10	KSH

39 Spruce Street * East Longmeadow, MA 01028 * FAX 413/525-6405 * TEL. 413/525-2332

Project Location: 25 Skinner Street, East Hampton, Sample Description: Work Order: 13G0469

Date Received: 7/11/2013

Field Sample #: B-206, 2' Sampled: 7/11/2013 10:10

Sample ID: 13G0469-03

Sample Matrix: Soil

SPLP - Conventional Chemistry Parameters by EPA/APHA/SW-846 Methods

Analyte	Results	RL	Units	Dilution	Flag	Method	Date Prepared	Date/Time Analyzed	Analyst
Hexavalent Chromium	ND	0.0040	mg/L	1		SW-846 7196A	7/18/13	7/18/13 13:20	CM

con-test® ANALYTICAL LABORATORY

39 Spruce Street * East Longmeadow, MA 01028 * FAX 413/525-6405 * TEL. 413/525-2332

Project Location: 25 Skinner Street, East Hampton, Sample Description: Work Order: 13G0469

Date Received: 7/11/2013

Field Sample #: B-206, 4' Sampled: 7/11/2013 10:25

Sample ID: 13G0469-04

Sample Matrix: Soil

Volatile Organic Compounds by GC/MS

Analyte	Results	RL	Units	Dilution	Flag	Method	Date Prepared	Date/Time Analyzed	Analyst
Acetone	ND	0.087	mg/Kg dry	1		SW-846 8260C	7/15/13	7/15/13 10:51	MFF
Acrylonitrile	ND	0.0052	mg/Kg dry	1	V-16	SW-846 8260C	7/15/13	7/15/13 10:51	MFF
Benzene	ND	0.0017	mg/Kg dry	1		SW-846 8260C	7/15/13	7/15/13 10:51	MFF
Bromobenzene	ND	0.0017	mg/Kg dry	1		SW-846 8260C	7/15/13	7/15/13 10:51	MFF
Bromodichloromethane	ND	0.0017	mg/Kg dry	1		SW-846 8260C	7/15/13	7/15/13 10:51	MFF
Bromoform	ND	0.0017	mg/Kg dry	1		SW-846 8260C	7/15/13	7/15/13 10:51	MFF
Bromomethane	ND	0.0087	mg/Kg dry	1		SW-846 8260C	7/15/13	7/15/13 10:51	MFF
2-Butanone (MEK)	ND	0.035	mg/Kg dry	1		SW-846 8260C	7/15/13	7/15/13 10:51	MFF
n-Butylbenzene	ND	0.0017	mg/Kg dry	1		SW-846 8260C	7/15/13	7/15/13 10:51	MFF
sec-Butylbenzene	ND	0.0017	mg/Kg dry	1		SW-846 8260C	7/15/13	7/15/13 10:51	MFF
tert-Butylbenzene	ND	0.0017	mg/Kg dry	1		SW-846 8260C	7/15/13	7/15/13 10:51	MFF
Carbon Disulfide	ND	0.017	mg/Kg dry	1		SW-846 8260C	7/15/13	7/15/13 10:51	MFF
Carbon Tetrachloride	ND	0.0017	mg/Kg dry	1		SW-846 8260C	7/15/13	7/15/13 10:51	MFF
Chlorobenzene	ND	0.0017	mg/Kg dry	1		SW-846 8260C	7/15/13	7/15/13 10:51	MFF
Chlorodibromomethane	ND	0.0035	mg/Kg dry	1		SW-846 8260C	7/15/13	7/15/13 10:51	MFF
Chloroethane	ND	0.017	mg/Kg dry	1		SW-846 8260C	7/15/13	7/15/13 10:51	MFF
Chloroform	ND	0.0035	mg/Kg dry	1		SW-846 8260C	7/15/13	7/15/13 10:51	MFF
Chloromethane	ND	0.0087	mg/Kg dry	1		SW-846 8260C	7/15/13	7/15/13 10:51	MFF
2-Chlorotoluene	ND	0.0017	mg/Kg dry	1		SW-846 8260C	7/15/13	7/15/13 10:51	MFF
4-Chlorotoluene	ND	0.0017	mg/Kg dry	1		SW-846 8260C	7/15/13	7/15/13 10:51	MFF
1,2-Dibromo-3-chloropropane (DBCP)	ND	0.0017	mg/Kg dry	1	V-16	SW-846 8260C	7/15/13	7/15/13 10:51	MFF
1,2-Dibromoethane (EDB)	ND	0.00087	mg/Kg dry	1		SW-846 8260C	7/15/13	7/15/13 10:51	MFF
Dibromomethane	ND	0.0017	mg/Kg dry	1		SW-846 8260C	7/15/13	7/15/13 10:51	MFF
1,2-Dichlorobenzene	ND	0.0017	mg/Kg dry	1		SW-846 8260C	7/15/13	7/15/13 10:51	MFF
1,3-Dichlorobenzene	ND	0.0017	mg/Kg dry	1		SW-846 8260C	7/15/13	7/15/13 10:51	MFF
1,4-Dichlorobenzene	ND	0.0017	mg/Kg dry	1		SW-846 8260C	7/15/13	7/15/13 10:51	MFF
trans-1,4-Dichloro-2-butene	ND	0.0035	mg/Kg dry	1		SW-846 8260C	7/15/13	7/15/13 10:51	MFF
Dichlorodifluoromethane (Freon 12)	ND	0.017	mg/Kg dry	1		SW-846 8260C	7/15/13	7/15/13 10:51	MFF
1,1-Dichloroethane	ND	0.0017	mg/Kg dry	1		SW-846 8260C	7/15/13	7/15/13 10:51	MFF
1,2-Dichloroethane	ND	0.0017	mg/Kg dry	1		SW-846 8260C	7/15/13	7/15/13 10:51	MFF
1,1-Dichloroethylene	ND	0.0035	mg/Kg dry	1		SW-846 8260C	7/15/13	7/15/13 10:51	MFF
cis-1,2-Dichloroethylene	ND	0.0017	mg/Kg dry	1		SW-846 8260C	7/15/13	7/15/13 10:51	MFF
trans-1,2-Dichloroethylene	ND	0.0017	mg/Kg dry	1		SW-846 8260C	7/15/13	7/15/13 10:51	MFF
1,2-Dichloropropane	ND	0.0017	mg/Kg dry	1		SW-846 8260C	7/15/13	7/15/13 10:51	MFF
1,3-Dichloropropane	ND	0.00087	mg/Kg dry	1		SW-846 8260C	7/15/13	7/15/13 10:51	MFF
2,2-Dichloropropane	ND	0.0017	mg/Kg dry	1		SW-846 8260C	7/15/13	7/15/13 10:51	MFF
1,1-Dichloropropene	ND	0.0017	mg/Kg dry	1		SW-846 8260C	7/15/13	7/15/13 10:51	MFF
cis-1,3-Dichloropropene	ND	0.00087	mg/Kg dry	1		SW-846 8260C	7/15/13	7/15/13 10:51	MFF
trans-1,3-Dichloropropene	ND	0.00087	mg/Kg dry	1		SW-846 8260C	7/15/13	7/15/13 10:51	MFF
Ethylbenzene	ND	0.0017	mg/Kg dry	1		SW-846 8260C	7/15/13	7/15/13 10:51	MFF
Hexachlorobutadiene	ND	0.0017	mg/Kg dry	1		SW-846 8260C	7/15/13	7/15/13 10:51	MFF
2-Hexanone (MBK)	ND	0.035	mg/Kg dry	1		SW-846 8260C	7/15/13	7/15/13 10:51	MFF
Isopropylbenzene (Cumene)	ND	0.0017	mg/Kg dry	1		SW-846 8260C	7/15/13	7/15/13 10:51	MFF
p-Isopropyltoluene (p-Cymene)	ND	0.0017	mg/Kg dry	1		SW-846 8260C	7/15/13	7/15/13 10:51	MFF

con-test® ANALYTICAL LABORATORY

39 Spruce Street * East Longmeadow, MA 01028 * FAX 413/525-6405 * TEL. 413/525-2332

Project Location: 25 Skinner Street, East Hampton, Sample Description: Work Order: 13G0469

Date Received: 7/11/2013

Field Sample #: B-206, 4' Sampled: 7/11/2013 10:25

Sample ID: 13G0469-04

Sample Matrix: Soil

Volatile Organic Compounds by GC/MS

Analyte	Results	RL	Units	Dilution	Flag	Method	Date Prepared	Date/Time Analyzed	Analyst
Methyl tert-Butyl Ether (MTBE)	ND	0.0035	mg/Kg dry	1		SW-846 8260C	7/15/13	7/15/13 10:51	MFF
Methylene Chloride	ND	0.017	mg/Kg dry	1		SW-846 8260C	7/15/13	7/15/13 10:51	MFF
4-Methyl-2-pentanone (MIBK)	ND	0.035	mg/Kg dry	1		SW-846 8260C	7/15/13	7/15/13 10:51	MFF
Naphthalene	ND	0.0035	mg/Kg dry	1		SW-846 8260C	7/15/13	7/15/13 10:51	MFF
n-Propylbenzene	ND	0.0017	mg/Kg dry	1		SW-846 8260C	7/15/13	7/15/13 10:51	MFF
Styrene	ND	0.0017	mg/Kg dry	1		SW-846 8260C	7/15/13	7/15/13 10:51	MFF
1,1,1,2-Tetrachloroethane	ND	0.0017	mg/Kg dry	1		SW-846 8260C	7/15/13	7/15/13 10:51	MFF
1,1,2,2-Tetrachloroethane	ND	0.00087	mg/Kg dry	1		SW-846 8260C	7/15/13	7/15/13 10:51	MFF
Tetrachloroethylene	ND	0.0017	mg/Kg dry	1		SW-846 8260C	7/15/13	7/15/13 10:51	MFF
Tetrahydrofuran	ND	0.0087	mg/Kg dry	1	V-16	SW-846 8260C	7/15/13	7/15/13 10:51	MFF
Toluene	ND	0.0017	mg/Kg dry	1		SW-846 8260C	7/15/13	7/15/13 10:51	MFF
1,2,3-Trichlorobenzene	ND	0.0017	mg/Kg dry	1		SW-846 8260C	7/15/13	7/15/13 10:51	MFF
1,2,4-Trichlorobenzene	ND	0.0017	mg/Kg dry	1		SW-846 8260C	7/15/13	7/15/13 10:51	MFF
1,1,1-Trichloroethane	ND	0.0017	mg/Kg dry	1		SW-846 8260C	7/15/13	7/15/13 10:51	MFF
1,1,2-Trichloroethane	ND	0.0017	mg/Kg dry	1		SW-846 8260C	7/15/13	7/15/13 10:51	MFF
Trichloroethylene	ND	0.0017	mg/Kg dry	1		SW-846 8260C	7/15/13	7/15/13 10:51	MFF
Trichlorofluoromethane (Freon 11)	ND	0.0087	mg/Kg dry	1		SW-846 8260C	7/15/13	7/15/13 10:51	MFF
1,2,3-Trichloropropane	ND	0.0017	mg/Kg dry	1		SW-846 8260C	7/15/13	7/15/13 10:51	MFF
1,1,2-Trichloro-1,2,2-trifluoroethane (Freon 113)	ND	0.0087	mg/Kg dry	1		SW-846 8260C	7/15/13	7/15/13 10:51	MFF
1,2,4-Trimethylbenzene	ND	0.0017	mg/Kg dry	1		SW-846 8260C	7/15/13	7/15/13 10:51	MFF
1,3,5-Trimethylbenzene	ND	0.0017	mg/Kg dry	1		SW-846 8260C	7/15/13	7/15/13 10:51	MFF
Vinyl Chloride	ND	0.0087	mg/Kg dry	1		SW-846 8260C	7/15/13	7/15/13 10:51	MFF
m+p Xylene	ND	0.0035	mg/Kg dry	1		SW-846 8260C	7/15/13	7/15/13 10:51	MFF
o-Xylene	ND	0.0017	mg/Kg dry	1		SW-846 8260C	7/15/13	7/15/13 10:51	MFF

Surrogates	% Recovery	Recovery Limits	Flag	
1,2-Dichloroethane-d4	94.8	70-130		7/15/13 10:51
Toluene-d8	98.3	70-130		7/15/13 10:51
4-Bromofluorobenzene	90.2	70-130		7/15/13 10:51

con-test® ANALYTICAL LABORATORY

39 Spruce Street * East Longmeadow, MA 01028 * FAX 413/525-6405 * TEL. 413/525-2332

Project Location: 25 Skinner Street, East Hampton, Sample Description: Work Order: 13G0469

Date Received: 7/11/2013

Field Sample #: B-206, 4' Sampled: 7/11/2013 10:25

Sample ID: 13G0469-04

Sample Matrix: Soil

Semivolatile Organic Compounds by GC/MS

Analyte	Results	RL	Units	Dilution	Flag	Method	Date Prepared	Date/Time Analyzed	Analyst
Acenaphthene	ND	0.20	mg/Kg dry	1		SW-846 8270D	7/16/13	7/18/13 14:54	CMR
Acenaphthylene	ND	0.20	mg/Kg dry	1		SW-846 8270D	7/16/13	7/18/13 14:54	CMR
Anthracene	ND	0.20	mg/Kg dry	1		SW-846 8270D	7/16/13	7/18/13 14:54	CMR
Benzo(a)anthracene	ND	0.20	mg/Kg dry	1		SW-846 8270D	7/16/13	7/18/13 14:54	CMR
Benzo(a)pyrene	ND	0.20	mg/Kg dry	1		SW-846 8270D	7/16/13	7/18/13 14:54	CMR
Benzo(b)fluoranthene	0.21	0.20	mg/Kg dry	1		SW-846 8270D	7/16/13	7/18/13 14:54	CMR
Benzo(g,h,i)perylene	ND	0.20	mg/Kg dry	1		SW-846 8270D	7/16/13	7/18/13 14:54	CMR
Benzo(k)fluoranthene	ND	0.20	mg/Kg dry	1		SW-846 8270D	7/16/13	7/18/13 14:54	CMR
Chrysene	ND	0.20	mg/Kg dry	1		SW-846 8270D	7/16/13	7/18/13 14:54	CMR
Dibenz(a,h)anthracene	ND	0.20	mg/Kg dry	1		SW-846 8270D	7/16/13	7/18/13 14:54	CMR
Fluoranthene	ND	0.20	mg/Kg dry	1		SW-846 8270D	7/16/13	7/18/13 14:54	CMR
Fluorene	ND	0.20	mg/Kg dry	1		SW-846 8270D	7/16/13	7/18/13 14:54	CMR
Indeno(1,2,3-cd)pyrene	ND	0.20	mg/Kg dry	1		SW-846 8270D	7/16/13	7/18/13 14:54	CMR
2-Methylnaphthalene	ND	0.20	mg/Kg dry	1		SW-846 8270D	7/16/13	7/18/13 14:54	CMR
Naphthalene	ND	0.20	mg/Kg dry	1		SW-846 8270D	7/16/13	7/18/13 14:54	CMR
Phenanthrene	ND	0.20	mg/Kg dry	1		SW-846 8270D	7/16/13	7/18/13 14:54	CMR
Pyrene	ND	0.20	mg/Kg dry	1		SW-846 8270D	7/16/13	7/18/13 14:54	CMR

Surrogates	% Recovery	Recovery Limits	Flag	
Nitrobenzene-d5	55.1	30-130		7/18/13 14:54
2-Fluorobiphenyl	55.4	30-130		7/18/13 14:54
p-Terphenyl-d14	76.1	30-130		7/18/13 14:54

con-test® ANALYTICAL LABORATORY

39 Spruce Street * East Longmeadow, MA 01028 * FAX 413/525-6405 * TEL. 413/525-2332

Project Location: 25 Skinner Street, East Hampton, Sample Description: Work Order: 13G0469

Date Received: 7/11/2013

Field Sample #: B-206, 4' Sampled: 7/11/2013 10:25

Sample ID: 13G0469-04

Sample Matrix: Soil

Petroleum Hydrocarbons Analyses

Analyte	Results	RL	Units	Dilution	Flag	Method	Date Prepared	Date/Time Analyzed	Analyst
CT ETPH	74	12	mg/Kg dry	1		CTDEP ETPH	7/15/13	7/17/13 21:17	SCS

Surrogates	% Recovery	Recovery Limits	Flag	
o-Terphenyl	58.0	50-150		7/17/13 21:17

39 Spruce Street * East Longmeadow, MA 01028 * FAX 413/525-6405 * TEL. 413/525-2332

Project Location: 25 Skinner Street, East Hampton, Sample Description: Work Order: 13G0469

Date Received: 7/11/2013

Field Sample #: B-206, 4' Sampled: 7/11/2013 10:25

Sample ID: 13G0469-04

Sample Matrix: Soil

Metals Analyses (Total)

Analyte	Results	RL	Units	Dilution	Flag	Method	Date Prepared	Date/Time Analyzed	Analyst
Antimony	ND	3.0	mg/Kg dry	1		SW-846 6010C	7/12/13	7/15/13 18:00	KSH
Arsenic	12	3.0	mg/Kg dry	1		SW-846 6010C	7/12/13	7/15/13 18:00	KSH
Beryllium	ND	0.30	mg/Kg dry	1		SW-846 6010C	7/12/13	7/15/13 13:47	KSH
Cadmium	ND	0.30	mg/Kg dry	1		SW-846 6010C	7/12/13	7/15/13 13:47	KSH
Chromium	34	0.60	mg/Kg dry	1		SW-846 6010C	7/12/13	7/15/13 13:47	KSH
Copper	630	0.60	mg/Kg dry	1	Z-01	SW-846 6010C	7/12/13	7/15/13 13:47	KSH
Lead	74	0.90	mg/Kg dry	1		SW-846 6010C	7/12/13	7/15/13 13:47	KSH
Mercury	0.048	0.030	mg/Kg dry	1		SW-846 7471B	7/15/13	7/16/13 13:47	SAJ
Nickel	34	0.60	mg/Kg dry	1		SW-846 6010C	7/12/13	7/15/13 13:47	KSH
Selenium	ND	6.0	mg/Kg dry	1		SW-846 6010C	7/12/13	7/15/13 18:00	KSH
Silver	ND	0.60	mg/Kg dry	1		SW-846 6010C	7/12/13	7/15/13 13:47	KSH
Thallium	ND	3.0	mg/Kg dry	1		SW-846 6010C	7/12/13	7/15/13 13:47	KSH
Zinc	530	1.2	mg/Kg dry	1		SW-846 6010C	7/12/13	7/15/13 13:47	KSH

39 Spruce Street * East Longmeadow, MA 01028 * FAX 413/525-6405 * TEL. 413/525-2332

Project Location: 25 Skinner Street, East Hampton, Sample Description: Work Order: 13G0469

Date Received: 7/11/2013

Field Sample #: B-206, 4' Sampled: 7/11/2013 10:25

Sample ID: 13G0469-04

Sample Matrix: Soil

Conventional Chemistry Parameters by EPA/APHA/SW-846 Methods (Total)

Analyte	Results	RL	Units	Dilution	Flag	Method	Date Prepared	Date/Time Analyzed	Analyst
Hexavalent Chromium	ND	0.19	mg/Kg dry	1	MS-16	SW-846 7196A	7/16/13	7/16/13 16:00	CM
% Solids	82.8		% Wt	1		SM 2540G	7/12/13	7/12/13 13:22	MLA

39 Spruce Street * East Longmeadow, MA 01028 * FAX 413/525-6405 * TEL. 413/525-2332

Project Location: 25 Skinner Street, East Hampton, Sample Description: Work Order: 13G0469

Date Received: 7/11/2013

Field Sample #: B-206, 4' Sampled: 7/11/2013 10:25

Sample ID: 13G0469-04

Sample Matrix: Soil

SPLP - Metals Analyses

Analyte	Results	RL	Units	Dilution	Flag	Method	Date Prepared	Date/Time Analyzed	Analyst
Antimony	ND	5.0	µg/L	5		SW-846 6020A	7/16/13	7/17/13 17:14	KSH
Arsenic	ND	2.0	µg/L	5		SW-846 6020A	7/16/13	7/17/13 17:14	KSH
Beryllium	ND	2.0	µg/L	5		SW-846 6020A	7/16/13	7/17/13 17:14	KSH
Cadmium	ND	2.5	µg/L	5		SW-846 6020A	7/16/13	7/17/13 17:14	KSH
Chromium	ND	5.0	µg/L	5		SW-846 6020A	7/16/13	7/17/13 17:14	KSH
Copper	240	25	µg/L	5		SW-846 6020A	7/16/13	7/17/13 17:14	KSH
Lead	5.3	5.0	µg/L	5		SW-846 6020A	7/16/13	7/17/13 17:14	KSH
Mercury	ND	0.00010	mg/L	1		SW-846 7470A	7/16/13	7/16/13 13:06	SAJ
Nickel	ND	25	µg/L	5		SW-846 6020A	7/16/13	7/17/13 17:14	KSH
Selenium	ND	25	µg/L	5		SW-846 6020A	7/16/13	7/17/13 17:14	KSH
Silver	ND	2.5	µg/L	5		SW-846 6020A	7/16/13	7/17/13 17:14	KSH
Thallium	ND	1.0	µg/L	5		SW-846 6020A	7/16/13	7/17/13 17:14	KSH
Zinc	790	50	µg/L	5		SW-846 6020A	7/16/13	7/17/13 17:14	KSH

39 Spruce Street * East Longmeadow, MA 01028 * FAX 413/525-6405 * TEL. 413/525-2332

Project Location: 25 Skinner Street, East Hampton, Sample Description: Work Order: 13G0469

Date Received: 7/11/2013

Field Sample #: B-206, 4' Sampled: 7/11/2013 10:25

Sample ID: 13G0469-04

Sample Matrix: Soil

SPLP - Conventional Chemistry Parameters by EPA/APHA/SW-846 Methods

Analyte	Results	RL	Units	Dilution	Flag	Method	Date Prepared	Date/Time Analyzed	Analyst
Hexavalent Chromium	ND	0.0040	mg/L	1		SW-846 7196A	7/18/13	7/18/13 13:20	CM

con-test® ANALYTICAL LABORATORY

39 Spruce Street * East Longmeadow, MA 01028 * FAX 413/525-6405 * TEL. 413/525-2332

Project Location: 25 Skinner Street, East Hampton, Sample Description: Work Order: 13G0469

Date Received: 7/11/2013

Field Sample #: SS-A Sampled: 7/11/2013 10:30

Sample ID: 13G0469-05

Sample Matrix: Soil

Volatile Organic Compounds by GC/MS

Analyte	Results	RL	Units	Dilution	Flag	Method	Date Prepared	Date/Time Analyzed	Analyst
Acetone	ND	0.12	mg/Kg dry	1		SW-846 8260C	7/17/13	7/17/13 8:55	MFF
Acrylonitrile	ND	0.0072	mg/Kg dry	1	V-16	SW-846 8260C	7/17/13	7/17/13 8:55	MFF
Benzene	ND	0.0024	mg/Kg dry	1		SW-846 8260C	7/17/13	7/17/13 8:55	MFF
Bromobenzene	ND	0.0024	mg/Kg dry	1		SW-846 8260C	7/17/13	7/17/13 8:55	MFF
Bromodichloromethane	ND	0.0024	mg/Kg dry	1		SW-846 8260C	7/17/13	7/17/13 8:55	MFF
Bromoform	ND	0.0024	mg/Kg dry	1		SW-846 8260C	7/17/13	7/17/13 8:55	MFF
Bromomethane	ND	0.012	mg/Kg dry	1		SW-846 8260C	7/17/13	7/17/13 8:55	MFF
2-Butanone (MEK)	ND	0.048	mg/Kg dry	1		SW-846 8260C	7/17/13	7/17/13 8:55	MFF
n-Butylbenzene	ND	0.0024	mg/Kg dry	1	MS-07A	SW-846 8260C	7/17/13	7/17/13 8:55	MFF
sec-Butylbenzene	ND	0.0024	mg/Kg dry	1		SW-846 8260C	7/17/13	7/17/13 8:55	MFF
tert-Butylbenzene	ND	0.0024	mg/Kg dry	1		SW-846 8260C	7/17/13	7/17/13 8:55	MFF
Carbon Disulfide	ND	0.024	mg/Kg dry	1		SW-846 8260C	7/17/13	7/17/13 8:55	MFF
Carbon Tetrachloride	ND	0.0024	mg/Kg dry	1		SW-846 8260C	7/17/13	7/17/13 8:55	MFF
Chlorobenzene	ND	0.0024	mg/Kg dry	1		SW-846 8260C	7/17/13	7/17/13 8:55	MFF
Chlorodibromomethane	ND	0.0048	mg/Kg dry	1		SW-846 8260C	7/17/13	7/17/13 8:55	MFF
Chloroethane	ND	0.024	mg/Kg dry	1		SW-846 8260C	7/17/13	7/17/13 8:55	MFF
Chloroform	ND	0.0048	mg/Kg dry	1		SW-846 8260C	7/17/13	7/17/13 8:55	MFF
Chloromethane	ND	0.012	mg/Kg dry	1	MS-07A	SW-846 8260C	7/17/13	7/17/13 8:55	MFF
2-Chlorotoluene	ND	0.0024	mg/Kg dry	1		SW-846 8260C	7/17/13	7/17/13 8:55	MFF
4-Chlorotoluene	ND	0.0024	mg/Kg dry	1		SW-846 8260C	7/17/13	7/17/13 8:55	MFF
1,2-Dibromo-3-chloropropane (DBCP)	ND	0.0024	mg/Kg dry	1	V-16	SW-846 8260C	7/17/13	7/17/13 8:55	MFF
1,2-Dibromoethane (EDB)	ND	0.0012	mg/Kg dry	1		SW-846 8260C	7/17/13	7/17/13 8:55	MFF
Dibromomethane	ND	0.0024	mg/Kg dry	1		SW-846 8260C	7/17/13	7/17/13 8:55	MFF
1,2-Dichlorobenzene	ND	0.0024	mg/Kg dry	1		SW-846 8260C	7/17/13	7/17/13 8:55	MFF
1,3-Dichlorobenzene	ND	0.0024	mg/Kg dry	1		SW-846 8260C	7/17/13	7/17/13 8:55	MFF
1,4-Dichlorobenzene	ND	0.0024	mg/Kg dry	1		SW-846 8260C	7/17/13	7/17/13 8:55	MFF
trans-1,4-Dichloro-2-butene	ND	0.0048	mg/Kg dry	1		SW-846 8260C	7/17/13	7/17/13 8:55	MFF
Dichlorodifluoromethane (Freon 12)	ND	0.024	mg/Kg dry	1	MS-07A	SW-846 8260C	7/17/13	7/17/13 8:55	MFF
1,1-Dichloroethane	ND	0.0024	mg/Kg dry	1		SW-846 8260C	7/17/13	7/17/13 8:55	MFF
1,2-Dichloroethane	ND	0.0024	mg/Kg dry	1		SW-846 8260C	7/17/13	7/17/13 8:55	MFF
1,1-Dichloroethylene	ND	0.0048	mg/Kg dry	1		SW-846 8260C	7/17/13	7/17/13 8:55	MFF
cis-1,2-Dichloroethylene	ND	0.0024	mg/Kg dry	1		SW-846 8260C	7/17/13	7/17/13 8:55	MFF
trans-1,2-Dichloroethylene	ND	0.0024	mg/Kg dry	1		SW-846 8260C	7/17/13	7/17/13 8:55	MFF
1,2-Dichloropropane	ND	0.0024	mg/Kg dry	1		SW-846 8260C	7/17/13	7/17/13 8:55	MFF
1,3-Dichloropropane	ND	0.0012	mg/Kg dry	1		SW-846 8260C	7/17/13	7/17/13 8:55	MFF
2,2-Dichloropropane	ND	0.0024	mg/Kg dry	1		SW-846 8260C	7/17/13	7/17/13 8:55	MFF
1,1-Dichloropropene	ND	0.0024	mg/Kg dry	1		SW-846 8260C	7/17/13	7/17/13 8:55	MFF
cis-1,3-Dichloropropene	ND	0.0012	mg/Kg dry	1		SW-846 8260C	7/17/13	7/17/13 8:55	MFF
trans-1,3-Dichloropropene	ND	0.0012	mg/Kg dry	1		SW-846 8260C	7/17/13	7/17/13 8:55	MFF
Ethylbenzene	ND	0.0024	mg/Kg dry	1		SW-846 8260C	7/17/13	7/17/13 8:55	MFF
Hexachlorobutadiene	ND	0.0024	mg/Kg dry	1	MS-07A	SW-846 8260C	7/17/13	7/17/13 8:55	MFF
2-Hexanone (MBK)	ND	0.048	mg/Kg dry	1		SW-846 8260C	7/17/13	7/17/13 8:55	MFF
Isopropylbenzene (Cumene)	ND	0.0024	mg/Kg dry	1		SW-846 8260C	7/17/13	7/17/13 8:55	MFF
p-Isopropyltoluene (p-Cymene)	0.0042	0.0024	mg/Kg dry	1	MS-07A	SW-846 8260C	7/17/13	7/17/13 8:55	MFF

39 Spruce Street * East Longmeadow, MA 01028 * FAX 413/525-6405 * TEL. 413/525-2332

Project Location: 25 Skinner Street, East Hampton, Sample Description: Work Order: 13G0469

Date Received: 7/11/2013

Field Sample #: SS-A Sampled: 7/11/2013 10:30

Sample ID: 13G0469-05

Sample Matrix: Soil

Volatile Organic Compounds by GC/MS

Analyte	Results	RL	Units	Dilution	Flag	Method	Date Prepared	Date/Time Analyzed	Analyst
Methyl tert-Butyl Ether (MTBE)	ND	0.0048	mg/Kg dry	1		SW-846 8260C	7/17/13	7/17/13 8:55	MFF
Methylene Chloride	ND	0.024	mg/Kg dry	1		SW-846 8260C	7/17/13	7/17/13 8:55	MFF
4-Methyl-2-pentanone (MIBK)	ND	0.048	mg/Kg dry	1		SW-846 8260C	7/17/13	7/17/13 8:55	MFF
Naphthalene	ND	0.0048	mg/Kg dry	1	MS-07A	SW-846 8260C	7/17/13	7/17/13 8:55	MFF
n-Propylbenzene	ND	0.0024	mg/Kg dry	1		SW-846 8260C	7/17/13	7/17/13 8:55	MFF
Styrene	ND	0.0024	mg/Kg dry	1		SW-846 8260C	7/17/13	7/17/13 8:55	MFF
1,1,1,2-Tetrachloroethane	ND	0.0024	mg/Kg dry	1		SW-846 8260C	7/17/13	7/17/13 8:55	MFF
1,1,2,2-Tetrachloroethane	ND	0.0012	mg/Kg dry	1		SW-846 8260C	7/17/13	7/17/13 8:55	MFF
Tetrachloroethylene	ND	0.0024	mg/Kg dry	1		SW-846 8260C	7/17/13	7/17/13 8:55	MFF
Tetrahydrofuran	ND	0.012	mg/Kg dry	1	V-16	SW-846 8260C	7/17/13	7/17/13 8:55	MFF
Toluene	ND	0.0024	mg/Kg dry	1		SW-846 8260C	7/17/13	7/17/13 8:55	MFF
1,2,3-Trichlorobenzene	ND	0.0024	mg/Kg dry	1	MS-07A	SW-846 8260C	7/17/13	7/17/13 8:55	MFF
1,2,4-Trichlorobenzene	ND	0.0024	mg/Kg dry	1		SW-846 8260C	7/17/13	7/17/13 8:55	MFF
1,1,1-Trichloroethane	ND	0.0024	mg/Kg dry	1		SW-846 8260C	7/17/13	7/17/13 8:55	MFF
1,1,2-Trichloroethane	ND	0.0024	mg/Kg dry	1		SW-846 8260C	7/17/13	7/17/13 8:55	MFF
Trichloroethylene	ND	0.0024	mg/Kg dry	1		SW-846 8260C	7/17/13	7/17/13 8:55	MFF
Trichlorofluoromethane (Freon 11)	ND	0.012	mg/Kg dry	1		SW-846 8260C	7/17/13	7/17/13 8:55	MFF
1,2,3-Trichloropropane	ND	0.0024	mg/Kg dry	1		SW-846 8260C	7/17/13	7/17/13 8:55	MFF
1,1,2-Trichloro-1,2,2-trifluoroethane (Freon 113)	ND	0.012	mg/Kg dry	1		SW-846 8260C	7/17/13	7/17/13 8:55	MFF
1,2,4-Trimethylbenzene	ND	0.0024	mg/Kg dry	1		SW-846 8260C	7/17/13	7/17/13 8:55	MFF
1,3,5-Trimethylbenzene	ND	0.0024	mg/Kg dry	1		SW-846 8260C	7/17/13	7/17/13 8:55	MFF
Vinyl Chloride	ND	0.012	mg/Kg dry	1		SW-846 8260C	7/17/13	7/17/13 8:55	MFF
m+p Xylene	ND	0.0048	mg/Kg dry	1		SW-846 8260C	7/17/13	7/17/13 8:55	MFF
o-Xylene	ND	0.0024	mg/Kg dry	1		SW-846 8260C	7/17/13	7/17/13 8:55	MFF

Surrogates	% Recovery	Recovery Limits	Flag	
1,2-Dichloroethane-d4	91.1	70-130		7/17/13 8:55
Toluene-d8	95.4	70-130		7/17/13 8:55
4-Bromofluorobenzene	87.6	70-130		7/17/13 8:55

con-test® ANALYTICAL LABORATORY

39 Spruce Street * East Longmeadow, MA 01028 * FAX 413/525-6405 * TEL. 413/525-2332

Project Location: 25 Skinner Street, East Hampton, Sample Description: Work Order: 13G0469

Date Received: 7/11/2013

Field Sample #: SS-A Sampled: 7/11/2013 10:30

Sample ID: 13G0469-05

Sample Matrix: Soil

Semivolatile Organic Compounds by GC/MS

Analyte	Results	RL	Units	Dilution	Flag	Method	Date Prepared	Date/Time Analyzed	Analyst
Acenaphthene	ND	0.22	mg/Kg dry	1		SW-846 8270D	7/16/13	7/17/13 18:31	CMR
Acenaphthylene	ND	0.22	mg/Kg dry	1		SW-846 8270D	7/16/13	7/17/13 18:31	CMR
Anthracene	ND	0.22	mg/Kg dry	1		SW-846 8270D	7/16/13	7/17/13 18:31	CMR
Benzo(a)anthracene	ND	0.22	mg/Kg dry	1		SW-846 8270D	7/16/13	7/17/13 18:31	CMR
Benzo(a)pyrene	ND	0.22	mg/Kg dry	1		SW-846 8270D	7/16/13	7/17/13 18:31	CMR
Benzo(b)fluoranthene	ND	0.22	mg/Kg dry	1		SW-846 8270D	7/16/13	7/17/13 18:31	CMR
Benzo(g,h,i)perylene	ND	0.22	mg/Kg dry	1		SW-846 8270D	7/16/13	7/17/13 18:31	CMR
Benzo(k)fluoranthene	ND	0.22	mg/Kg dry	1		SW-846 8270D	7/16/13	7/17/13 18:31	CMR
Chrysene	ND	0.22	mg/Kg dry	1		SW-846 8270D	7/16/13	7/17/13 18:31	CMR
Dibenz(a,h)anthracene	ND	0.22	mg/Kg dry	1		SW-846 8270D	7/16/13	7/17/13 18:31	CMR
Fluoranthene	ND	0.22	mg/Kg dry	1		SW-846 8270D	7/16/13	7/17/13 18:31	CMR
Fluorene	ND	0.22	mg/Kg dry	1		SW-846 8270D	7/16/13	7/17/13 18:31	CMR
Indeno(1,2,3-cd)pyrene	ND	0.22	mg/Kg dry	1		SW-846 8270D	7/16/13	7/17/13 18:31	CMR
2-Methylnaphthalene	ND	0.22	mg/Kg dry	1		SW-846 8270D	7/16/13	7/17/13 18:31	CMR
Naphthalene	ND	0.22	mg/Kg dry	1		SW-846 8270D	7/16/13	7/17/13 18:31	CMR
Phenanthrene	ND	0.22	mg/Kg dry	1		SW-846 8270D	7/16/13	7/17/13 18:31	CMR
Pyrene	ND	0.22	mg/Kg dry	1		SW-846 8270D	7/16/13	7/17/13 18:31	CMR

Surrogates	% Recovery	Recovery Limits	Flag	
Nitrobenzene-d5	38.2	30-130		7/17/13 18:31
2-Fluorobiphenyl	45.2	30-130		7/17/13 18:31
p-Terphenyl-d14	49.4	30-130		7/17/13 18:31

39 Spruce Street * East Longmeadow, MA 01028 * FAX 413/525-6405 * TEL. 413/525-2332

Project Location: 25 Skinner Street, East Hampton, Sample Description: Work Order: 13G0469

Date Received: 7/11/2013

Field Sample #: SS-A Sampled: 7/11/2013 10:30

Sample ID: 13G0469-05

Sample Matrix: Soil

Polychlorinated Biphenyls By GC/ECD

Analyte	Results	RL	Units	Dilution	Flag	Method	Date Prepared	Date/Time Analyzed	Analyst
Aroclor-1016 [1]	ND	0.13	mg/Kg dry	5		SW-846 8082A	7/15/13	7/16/13 20:27	MJC
Aroclor-1221 [1]	ND	0.13	mg/Kg dry	5		SW-846 8082A	7/15/13	7/16/13 20:27	MJC
Aroclor-1232 [1]	ND	0.13	mg/Kg dry	5		SW-846 8082A	7/15/13	7/16/13 20:27	MJC
Aroclor-1242 [1]	ND	0.13	mg/Kg dry	5		SW-846 8082A	7/15/13	7/16/13 20:27	MJC
Aroclor-1248 [1]	ND	0.13	mg/Kg dry	5		SW-846 8082A	7/15/13	7/16/13 20:27	MJC
Aroclor-1254 [1]	ND	0.13	mg/Kg dry	5		SW-846 8082A	7/15/13	7/16/13 20:27	MJC
Aroclor-1260 [1]	ND	0.13	mg/Kg dry	5		SW-846 8082A	7/15/13	7/16/13 20:27	MJC
Aroclor-1262 [1]	ND	0.13	mg/Kg dry	5		SW-846 8082A	7/15/13	7/16/13 20:27	MJC
Aroclor-1268 [1]	ND	0.13	mg/Kg dry	5		SW-846 8082A	7/15/13	7/16/13 20:27	MJC

Surrogates	% Recovery	Recovery Limits	Flag	
Decachlorobiphenyl [1]	87.7	30-150		7/16/13 20:27
Decachlorobiphenyl [2]	83.2	30-150		7/16/13 20:27
Tetrachloro-m-xylene [1]	83.3	30-150		7/16/13 20:27
Tetrachloro-m-xylene [2]	79.3	30-150		7/16/13 20:27

39 Spruce Street * East Longmeadow, MA 01028 * FAX 413/525-6405 * TEL. 413/525-2332

Project Location: 25 Skinner Street, East Hampton, Sample Description: Work Order: 13G0469

Date Received: 7/11/2013

Field Sample #: SS-A Sampled: 7/11/2013 10:30

Sample ID: 13G0469-05

Sample Matrix: Soil

Petroleum Hydrocarbons Analyses

Analyte	Results	RL	Units	Dilution	Flag	Method	Date Prepared	Date/Time Analyzed	Analyst
CT ETPH	630	130	mg/Kg dry	10		CTDEP ETPH	7/15/13	7/18/13 0:08	SCS

Surrogates	% Recovery	Recovery Limits	Flag	
o-Terphenyl	90.2	50-150		7/18/13 0:08

39 Spruce Street * East Longmeadow, MA 01028 * FAX 413/525-6405 * TEL. 413/525-2332

Project Location: 25 Skinner Street, East Hampton, Sample Description: Work Order: 13G0469

Date Received: 7/11/2013

Field Sample #: SS-A Sampled: 7/11/2013 10:30

Sample ID: 13G0469-05

Sample Matrix: Soil

Metals Analyses (Total)

Analyte	Results	RL	Units	Dilution	Flag	Method	Date Prepared	Date/Time Analyzed	Analyst
Antimony	ND	3.3	mg/Kg dry	1	MS-07A	SW-846 6010C	7/12/13	7/15/13 16:29	KSH
Arsenic	49	3.3	mg/Kg dry	1	MS-12	SW-846 6010C	7/12/13	7/15/13 16:29	KSH
Beryllium	ND	0.33	mg/Kg dry	1		SW-846 6010C	7/12/13	7/15/13 12:18	KSH
Cadmium	2.4	0.33	mg/Kg dry	1		SW-846 6010C	7/12/13	7/15/13 12:18	KSH
Chromium	69	0.65	mg/Kg dry	1		SW-846 6010C	7/12/13	7/15/13 12:18	KSH
Copper	61	0.65	mg/Kg dry	1		SW-846 6010C	7/12/13	7/15/13 12:18	KSH
Lead	34	0.98	mg/Kg dry	1		SW-846 6010C	7/12/13	7/15/13 12:18	KSH
Mercury	0.088	0.033	mg/Kg dry	1		SW-846 7471B	7/15/13	7/16/13 13:48	SAJ
Nickel	13	0.65	mg/Kg dry	1		SW-846 6010C	7/12/13	7/15/13 12:18	KSH
Selenium	ND	6.5	mg/Kg dry	1		SW-846 6010C	7/12/13	7/15/13 16:29	KSH
Silver	ND	0.65	mg/Kg dry	1		SW-846 6010C	7/12/13	7/15/13 12:18	KSH
Thallium	ND	3.3	mg/Kg dry	1		SW-846 6010C	7/12/13	7/15/13 12:18	KSH
Zinc	110	1.3	mg/Kg dry	1		SW-846 6010C	7/12/13	7/15/13 12:18	KSH

39 Spruce Street * East Longmeadow, MA 01028 * FAX 413/525-6405 * TEL. 413/525-2332

Project Location: 25 Skinner Street, East Hampton, Sample Description: Work Order: 13G0469

Date Received: 7/11/2013

Field Sample #: SS-A Sampled: 7/11/2013 10:30

Sample ID: 13G0469-05

Sample Matrix: Soil

Conventional Chemistry Parameters by EPA/APHA/SW-846 Methods (Total)

Analyte	Results	RL	Units	Dilution	Flag	Method	Date Prepared	Date/Time Analyzed	Analyst
% Solids	74.7		% Wt	1		SM 2540G	7/12/13	7/12/13 13:22	MLA

39 Spruce Street * East Longmeadow, MA 01028 * FAX 413/525-6405 * TEL. 413/525-2332

Project Location: 25 Skinner Street, East Hampton, Sample Description: Work Order: 13G0469

Date Received: 7/11/2013

Field Sample #: SS-A Sampled: 7/11/2013 10:30

Sample ID: 13G0469-05

Sample Matrix: Soil

SPLP - Metals Analyses

Analyte	Results	RL	Units	Dilution	Flag	Method	Date Prepared	Date/Time Analyzed	Analyst
Antimony	ND	1.0	µg/L	1		SW-846 6020A	7/16/13	7/17/13 16:05	KSH
Arsenic	9.8	0.40	µg/L	1		SW-846 6020A	7/16/13	7/17/13 16:05	KSH
Beryllium	ND	0.40	µg/L	1		SW-846 6020A	7/16/13	7/17/13 16:05	KSH
Cadmium	ND	0.50	µg/L	1		SW-846 6020A	7/16/13	7/17/13 16:05	KSH
Chromium	1.1	1.0	µg/L	1		SW-846 6020A	7/16/13	7/17/13 16:05	KSH
Copper	5.8	5.0	µg/L	1		SW-846 6020A	7/16/13	7/17/13 16:05	KSH
Lead	ND	1.0	µg/L	1		SW-846 6020A	7/16/13	7/17/13 16:05	KSH
Mercury	ND	0.00010	mg/L	1		SW-846 7470A	7/16/13	7/16/13 12:42	SAJ
Nickel	ND	5.0	µg/L	1		SW-846 6020A	7/16/13	7/17/13 16:05	KSH
Selenium	ND	5.0	µg/L	1		SW-846 6020A	7/16/13	7/17/13 16:05	KSH
Silver	0.79	0.50	µg/L	1		SW-846 6020A	7/16/13	7/17/13 16:05	KSH
Thallium	ND	0.20	µg/L	1		SW-846 6020A	7/16/13	7/17/13 16:05	KSH
Zinc	13	10	µg/L	1	MS-12	SW-846 6020A	7/16/13	7/17/13 16:05	KSH

con-test® ANALYTICAL LABORATORY

39 Spruce Street * East Longmeadow, MA 01028 * FAX 413/525-6405 * TEL. 413/525-2332

Project Location: 25 Skinner Street, East Hampton, Sample Description: Work Order: 13G0469

Date Received: 7/11/2013

Field Sample #: SS-B Sampled: 7/11/2013 10:45

Sample ID: 13G0469-06

Sample Matrix: Soil

Volatile Organic Compounds by GC/MS

Analyte	Results	RL	Units	Dilution	Flag	Method	Date Prepared	Date/Time Analyzed	Analyst
Acetone	0.24	0.18	mg/Kg dry	1		SW-846 8260C	7/15/13	7/15/13 13:12	MFF
Acetone	ND	0.21	mg/Kg dry	1		SW-846 8260C	7/15/13	7/16/13 11:41	MFF
Acrylonitrile	ND	0.011	mg/Kg dry	1	V-16	SW-846 8260C	7/15/13	7/15/13 13:12	MFF
Acrylonitrile	ND	0.012	mg/Kg dry	1	V-16	SW-846 8260C	7/15/13	7/16/13 11:41	MFF
Benzene	ND	0.0036	mg/Kg dry	1		SW-846 8260C	7/15/13	7/15/13 13:12	MFF
Benzene	ND	0.0041	mg/Kg dry	1		SW-846 8260C	7/15/13	7/16/13 11:41	MFF
Bromobenzene	ND	0.0041	mg/Kg dry	1		SW-846 8260C	7/15/13	7/16/13 11:41	MFF
Bromobenzene	ND	0.0036	mg/Kg dry	1		SW-846 8260C	7/15/13	7/15/13 13:12	MFF
Bromodichloromethane	ND	0.0041	mg/Kg dry	1		SW-846 8260C	7/15/13	7/16/13 11:41	MFF
Bromodichloromethane	ND	0.0036	mg/Kg dry	1		SW-846 8260C	7/15/13	7/15/13 13:12	MFF
Bromoform	ND	0.0041	mg/Kg dry	1		SW-846 8260C	7/15/13	7/16/13 11:41	MFF
Bromoform	ND	0.0036	mg/Kg dry	1		SW-846 8260C	7/15/13	7/15/13 13:12	MFF
Bromomethane	ND	0.021	mg/Kg dry	1		SW-846 8260C	7/15/13	7/16/13 11:41	MFF
Bromomethane	ND	0.018	mg/Kg dry	1		SW-846 8260C	7/15/13	7/15/13 13:12	MFF
2-Butanone (MEK)	ND	0.073	mg/Kg dry	1		SW-846 8260C	7/15/13	7/15/13 13:12	MFF
2-Butanone (MEK)	ND	0.082	mg/Kg dry	1		SW-846 8260C	7/15/13	7/16/13 11:41	MFF
n-Butylbenzene	ND	0.0041	mg/Kg dry	1	V-17	SW-846 8260C	7/15/13	7/16/13 11:41	MFF
n-Butylbenzene	ND	0.0036	mg/Kg dry	1	V-17	SW-846 8260C	7/15/13	7/15/13 13:12	MFF
sec-Butylbenzene	ND	0.0036	mg/Kg dry	1	V-17	SW-846 8260C	7/15/13	7/15/13 13:12	MFF
sec-Butylbenzene	ND	0.0041	mg/Kg dry	1	V-17	SW-846 8260C	7/15/13	7/16/13 11:41	MFF
tert-Butylbenzene	ND	0.0036	mg/Kg dry	1	V-17	SW-846 8260C	7/15/13	7/15/13 13:12	MFF
tert-Butylbenzene	ND	0.0041	mg/Kg dry	1	V-17	SW-846 8260C	7/15/13	7/16/13 11:41	MFF
Carbon Disulfide	ND	0.041	mg/Kg dry	1		SW-846 8260C	7/15/13	7/16/13 11:41	MFF
Carbon Disulfide	ND	0.036	mg/Kg dry	1		SW-846 8260C	7/15/13	7/15/13 13:12	MFF
Carbon Tetrachloride	ND	0.0041	mg/Kg dry	1		SW-846 8260C	7/15/13	7/16/13 11:41	MFF
Carbon Tetrachloride	ND	0.0036	mg/Kg dry	1		SW-846 8260C	7/15/13	7/15/13 13:12	MFF
Chlorobenzene	ND	0.0041	mg/Kg dry	1		SW-846 8260C	7/15/13	7/16/13 11:41	MFF
Chlorobenzene	ND	0.0036	mg/Kg dry	1		SW-846 8260C	7/15/13	7/15/13 13:12	MFF
Chlorodibromomethane	ND	0.0082	mg/Kg dry	1		SW-846 8260C	7/15/13	7/16/13 11:41	MFF
Chlorodibromomethane	ND	0.0073	mg/Kg dry	1		SW-846 8260C	7/15/13	7/15/13 13:12	MFF
Chloroethane	ND	0.041	mg/Kg dry	1		SW-846 8260C	7/15/13	7/16/13 11:41	MFF
Chloroethane	ND	0.036	mg/Kg dry	1		SW-846 8260C	7/15/13	7/15/13 13:12	MFF
Chloroform	ND	0.0082	mg/Kg dry	1		SW-846 8260C	7/15/13	7/16/13 11:41	MFF
Chloroform	ND	0.0073	mg/Kg dry	1		SW-846 8260C	7/15/13	7/15/13 13:12	MFF
Chloromethane	ND	0.021	mg/Kg dry	1		SW-846 8260C	7/15/13	7/16/13 11:41	MFF
Chloromethane	ND	0.018	mg/Kg dry	1		SW-846 8260C	7/15/13	7/15/13 13:12	MFF
2-Chlorotoluene	ND	0.0036	mg/Kg dry	1		SW-846 8260C	7/15/13	7/15/13 13:12	MFF
2-Chlorotoluene	ND	0.0041	mg/Kg dry	1		SW-846 8260C	7/15/13	7/16/13 11:41	MFF
4-Chlorotoluene	ND	0.0036	mg/Kg dry	1		SW-846 8260C	7/15/13	7/15/13 13:12	MFF
4-Chlorotoluene	ND	0.0041	mg/Kg dry	1		SW-846 8260C	7/15/13	7/16/13 11:41	MFF
1,2-Dibromo-3-chloropropane (DBCP)	ND	0.0036	mg/Kg dry	1	V-16, V-17	SW-846 8260C	7/15/13	7/15/13 13:12	MFF
1,2-Dibromo-3-chloropropane (DBCP)	ND	0.0041	mg/Kg dry	1	V-16, V-17	SW-846 8260C	7/15/13	7/16/13 11:41	MFF
1,2-Dibromoethane (EDB)	ND	0.0018	mg/Kg dry	1		SW-846 8260C	7/15/13	7/15/13 13:12	MFF
1,2-Dibromoethane (EDB)	ND	0.0021	mg/Kg dry	1		SW-846 8260C	7/15/13	7/16/13 11:41	MFF

con-test® ANALYTICAL LABORATORY
39 Spruce Street * East Longmeadow, MA 01028 * FAX 413/525-6405 * TEL. 413/525-2332

Project Location: 25 Skinner Street, East Hampton, Sample Description: Work Order: 13G0469

Date Received: 7/11/2013

Field Sample #: SS-B Sampled: 7/11/2013 10:45

Sample ID: 13G0469-06

Sample Matrix: Soil

Volatile Organic Compounds by GC/MS

Analyte	Results	RL	Units	Dilution	Flag	Method	Date Prepared	Date/Time Analyzed	Analyst
Dibromomethane	ND	0.0041	mg/Kg dry	1		SW-846 8260C	7/15/13	7/16/13 11:41	MFF
Dibromomethane	ND	0.0036	mg/Kg dry	1		SW-846 8260C	7/15/13	7/15/13 13:12	MFF
1,2-Dichlorobenzene	ND	0.0036	mg/Kg dry	1	V-17	SW-846 8260C	7/15/13	7/15/13 13:12	MFF
1,2-Dichlorobenzene	ND	0.0041	mg/Kg dry	1	V-17	SW-846 8260C	7/15/13	7/16/13 11:41	MFF
1,3-Dichlorobenzene	ND	0.0036	mg/Kg dry	1	V-17	SW-846 8260C	7/15/13	7/15/13 13:12	MFF
1,3-Dichlorobenzene	ND	0.0041	mg/Kg dry	1	V-17	SW-846 8260C	7/15/13	7/16/13 11:41	MFF
1,4-Dichlorobenzene	ND	0.0036	mg/Kg dry	1	V-17	SW-846 8260C	7/15/13	7/15/13 13:12	MFF
1,4-Dichlorobenzene	ND	0.0041	mg/Kg dry	1	V-17	SW-846 8260C	7/15/13	7/16/13 11:41	MFF
trans-1,4-Dichloro-2-butene	ND	0.0082	mg/Kg dry	1		SW-846 8260C	7/15/13	7/16/13 11:41	MFF
trans-1,4-Dichloro-2-butene	ND	0.0073	mg/Kg dry	1		SW-846 8260C	7/15/13	7/15/13 13:12	MFF
Dichlorodifluoromethane (Freon 12)	ND	0.041	mg/Kg dry	1		SW-846 8260C	7/15/13	7/16/13 11:41	MFF
Dichlorodifluoromethane (Freon 12)	ND	0.036	mg/Kg dry	1		SW-846 8260C	7/15/13	7/15/13 13:12	MFF
1,1-Dichloroethane	ND	0.0036	mg/Kg dry	1		SW-846 8260C	7/15/13	7/15/13 13:12	MFF
1,1-Dichloroethane	ND	0.0041	mg/Kg dry	1		SW-846 8260C	7/15/13	7/16/13 11:41	MFF
1,2-Dichloroethane	ND	0.0036	mg/Kg dry	1		SW-846 8260C	7/15/13	7/15/13 13:12	MFF
1,2-Dichloroethane	ND	0.0041	mg/Kg dry	1		SW-846 8260C	7/15/13	7/16/13 11:41	MFF
1,1-Dichloroethylene	ND	0.0073	mg/Kg dry	1		SW-846 8260C	7/15/13	7/15/13 13:12	MFF
1,1-Dichloroethylene	ND	0.0082	mg/Kg dry	1		SW-846 8260C	7/15/13	7/16/13 11:41	MFF
cis-1,2-Dichloroethylene	ND	0.0041	mg/Kg dry	1		SW-846 8260C	7/15/13	7/16/13 11:41	MFF
cis-1,2-Dichloroethylene	ND	0.0036	mg/Kg dry	1		SW-846 8260C	7/15/13	7/15/13 13:12	MFF
trans-1,2-Dichloroethylene	ND	0.0041	mg/Kg dry	1		SW-846 8260C	7/15/13	7/16/13 11:41	MFF
trans-1,2-Dichloroethylene	ND	0.0036	mg/Kg dry	1		SW-846 8260C	7/15/13	7/15/13 13:12	MFF
1,2-Dichloropropane	ND	0.0036	mg/Kg dry	1		SW-846 8260C	7/15/13	7/15/13 13:12	MFF
1,2-Dichloropropane	ND	0.0041	mg/Kg dry	1		SW-846 8260C	7/15/13	7/16/13 11:41	MFF
1,3-Dichloropropane	ND	0.0018	mg/Kg dry	1		SW-846 8260C	7/15/13	7/15/13 13:12	MFF
1,3-Dichloropropane	ND	0.0021	mg/Kg dry	1		SW-846 8260C	7/15/13	7/16/13 11:41	MFF
2,2-Dichloropropane	ND	0.0041	mg/Kg dry	1		SW-846 8260C	7/15/13	7/16/13 11:41	MFF
2,2-Dichloropropane	ND	0.0036	mg/Kg dry	1		SW-846 8260C	7/15/13	7/15/13 13:12	MFF
1,1-Dichloropropene	ND	0.0036	mg/Kg dry	1		SW-846 8260C	7/15/13	7/15/13 13:12	MFF
1,1-Dichloropropene	ND	0.0041	mg/Kg dry	1		SW-846 8260C	7/15/13	7/16/13 11:41	MFF
cis-1,3-Dichloropropene	ND	0.0021	mg/Kg dry	1		SW-846 8260C	7/15/13	7/16/13 11:41	MFF
cis-1,3-Dichloropropene	ND	0.0018	mg/Kg dry	1		SW-846 8260C	7/15/13	7/15/13 13:12	MFF
trans-1,3-Dichloropropene	ND	0.0018	mg/Kg dry	1		SW-846 8260C	7/15/13	7/15/13 13:12	MFF
trans-1,3-Dichloropropene	ND	0.0021	mg/Kg dry	1		SW-846 8260C	7/15/13	7/16/13 11:41	MFF
Ethylbenzene	ND	0.0041	mg/Kg dry	1		SW-846 8260C	7/15/13	7/16/13 11:41	MFF
Ethylbenzene	ND	0.0036	mg/Kg dry	1		SW-846 8260C	7/15/13	7/15/13 13:12	MFF
Hexachlorobutadiene	ND	0.0041	mg/Kg dry	1	V-17	SW-846 8260C	7/15/13	7/16/13 11:41	MFF
Hexachlorobutadiene	ND	0.0036	mg/Kg dry	1	V-17	SW-846 8260C	7/15/13	7/15/13 13:12	MFF
2-Hexanone (MBK)	ND	0.073	mg/Kg dry	1		SW-846 8260C	7/15/13	7/15/13 13:12	MFF
2-Hexanone (MBK)	ND	0.082	mg/Kg dry	1		SW-846 8260C	7/15/13	7/16/13 11:41	MFF
Isopropylbenzene (Cumene)	ND	0.0041	mg/Kg dry	1		SW-846 8260C	7/15/13	7/16/13 11:41	MFF
Isopropylbenzene (Cumene)	ND	0.0036	mg/Kg dry	1		SW-846 8260C	7/15/13	7/15/13 13:12	MFF
p-Isopropyltoluene (p-Cymene)	ND	0.0036	mg/Kg dry	1	V-17	SW-846 8260C	7/15/13	7/15/13 13:12	MFF
p-Isopropyltoluene (p-Cymene)	ND	0.0041	mg/Kg dry	1		SW-846 8260C	7/15/13	7/16/13 11:41	MFF

con-test® ANALYTICAL LABORATORY

39 Spruce Street * East Longmeadow, MA 01028 * FAX 413/525-6405 * TEL. 413/525-2332

Project Location: 25 Skinner Street, East Hampton, Sample Description: Work Order: 13G0469

Date Received: 7/11/2013

Field Sample #: SS-B Sampled: 7/11/2013 10:45

Sample ID: 13G0469-06

Sample Matrix: Soil

Volatile Organic Compounds by GC/MS

Analyte	Results	RL	Units	Dilution	Flag	Method	Date Prepared	Date/Time Analyzed	Analyst
Methyl tert-Butyl Ether (MTBE)	ND	0.0082	mg/Kg dry	1		SW-846 8260C	7/15/13	7/16/13 11:41	MFF
Methyl tert-Butyl Ether (MTBE)	ND	0.0073	mg/Kg dry	1		SW-846 8260C	7/15/13	7/15/13 13:12	MFF
Methylene Chloride	ND	0.041	mg/Kg dry	1		SW-846 8260C	7/15/13	7/16/13 11:41	MFF
Methylene Chloride	ND	0.036	mg/Kg dry	1		SW-846 8260C	7/15/13	7/15/13 13:12	MFF
4-Methyl-2-pentanone (MIBK)	ND	0.073	mg/Kg dry	1		SW-846 8260C	7/15/13	7/15/13 13:12	MFF
4-Methyl-2-pentanone (MIBK)	ND	0.082	mg/Kg dry	1		SW-846 8260C	7/15/13	7/16/13 11:41	MFF
Naphthalene	ND	0.0082	mg/Kg dry	1	V-17	SW-846 8260C	7/15/13	7/16/13 11:41	MFF
Naphthalene	ND	0.0073	mg/Kg dry	1	V-17	SW-846 8260C	7/15/13	7/15/13 13:12	MFF
n-Propylbenzene	ND	0.0041	mg/Kg dry	1		SW-846 8260C	7/15/13	7/16/13 11:41	MFF
n-Propylbenzene	ND	0.0036	mg/Kg dry	1		SW-846 8260C	7/15/13	7/15/13 13:12	MFF
Styrene	ND	0.0036	mg/Kg dry	1		SW-846 8260C	7/15/13	7/15/13 13:12	MFF
Styrene	ND	0.0041	mg/Kg dry	1		SW-846 8260C	7/15/13	7/16/13 11:41	MFF
1,1,1,2-Tetrachloroethane	ND	0.0041	mg/Kg dry	1		SW-846 8260C	7/15/13	7/16/13 11:41	MFF
1,1,1,2-Tetrachloroethane	ND	0.0036	mg/Kg dry	1		SW-846 8260C	7/15/13	7/15/13 13:12	MFF
1,1,2,2-Tetrachloroethane	ND	0.0021	mg/Kg dry	1		SW-846 8260C	7/15/13	7/16/13 11:41	MFF
1,1,2,2-Tetrachloroethane	ND	0.0018	mg/Kg dry	1		SW-846 8260C	7/15/13	7/15/13 13:12	MFF
Tetrachloroethylene	ND	0.0036	mg/Kg dry	1		SW-846 8260C	7/15/13	7/15/13 13:12	MFF
Tetrachloroethylene	ND	0.0041	mg/Kg dry	1		SW-846 8260C	7/15/13	7/16/13 11:41	MFF
Tetrahydrofuran	ND	0.018	mg/Kg dry	1	V-16	SW-846 8260C	7/15/13	7/15/13 13:12	MFF
Tetrahydrofuran	ND	0.021	mg/Kg dry	1	V-16	SW-846 8260C	7/15/13	7/16/13 11:41	MFF
Toluene	ND	0.0036	mg/Kg dry	1		SW-846 8260C	7/15/13	7/15/13 13:12	MFF
Toluene	ND	0.0041	mg/Kg dry	1		SW-846 8260C	7/15/13	7/16/13 11:41	MFF
1,2,3-Trichlorobenzene	ND	0.0036	mg/Kg dry	1	V-17	SW-846 8260C	7/15/13	7/15/13 13:12	MFF
1,2,3-Trichlorobenzene	ND	0.0041	mg/Kg dry	1	V-17	SW-846 8260C	7/15/13	7/16/13 11:41	MFF
1,2,4-Trichlorobenzene	ND	0.0036	mg/Kg dry	1	V-17	SW-846 8260C	7/15/13	7/15/13 13:12	MFF
1,2,4-Trichlorobenzene	ND	0.0041	mg/Kg dry	1	V-17	SW-846 8260C	7/15/13	7/16/13 11:41	MFF
1,1,1-Trichloroethane	ND	0.0041	mg/Kg dry	1		SW-846 8260C	7/15/13	7/16/13 11:41	MFF
1,1,1-Trichloroethane	ND	0.0036	mg/Kg dry	1		SW-846 8260C	7/15/13	7/15/13 13:12	MFF
1,1,2-Trichloroethane	ND	0.0041	mg/Kg dry	1		SW-846 8260C	7/15/13	7/16/13 11:41	MFF
1,1,2-Trichloroethane	ND	0.0036	mg/Kg dry	1		SW-846 8260C	7/15/13	7/15/13 13:12	MFF
Trichloroethylene	ND	0.0036	mg/Kg dry	1		SW-846 8260C	7/15/13	7/15/13 13:12	MFF
Trichloroethylene	ND	0.0041	mg/Kg dry	1		SW-846 8260C	7/15/13	7/16/13 11:41	MFF
Trichlorofluoromethane (Freon 11)	ND	0.018	mg/Kg dry	1		SW-846 8260C	7/15/13	7/15/13 13:12	MFF
Trichlorofluoromethane (Freon 11)	ND	0.021	mg/Kg dry	1		SW-846 8260C	7/15/13	7/16/13 11:41	MFF
1,2,3-Trichloropropane	ND	0.0036	mg/Kg dry	1		SW-846 8260C	7/15/13	7/15/13 13:12	MFF
1,2,3-Trichloropropane	ND	0.0041	mg/Kg dry	1		SW-846 8260C	7/15/13	7/16/13 11:41	MFF
1,1,2-Trichloro-1,2,2-trifluoroethane (Freon 113)	ND	0.021	mg/Kg dry	1		SW-846 8260C	7/15/13	7/16/13 11:41	MFF
1,1,2-Trichloro-1,2,2-trifluoroethane (Freon 113)	ND	0.018	mg/Kg dry	1		SW-846 8260C	7/15/13	7/15/13 13:12	MFF
1,2,4-Trimethylbenzene	ND	0.0036	mg/Kg dry	1	V-17	SW-846 8260C	7/15/13	7/15/13 13:12	MFF
1,2,4-Trimethylbenzene	ND	0.0041	mg/Kg dry	1	V-17	SW-846 8260C	7/15/13	7/16/13 11:41	MFF
1,3,5-Trimethylbenzene	ND	0.0036	mg/Kg dry	1		SW-846 8260C	7/15/13	7/15/13 13:12	MFF
1,3,5-Trimethylbenzene	ND	0.0041	mg/Kg dry	1		SW-846 8260C	7/15/13	7/16/13 11:41	MFF
Vinyl Chloride	ND	0.018	mg/Kg dry	1		SW-846 8260C	7/15/13	7/15/13 13:12	MFF

con-test® ANALYTICAL LABORATORY

39 Spruce Street * East Longmeadow, MA 01028 * FAX 413/525-6405 * TEL. 413/525-2332

Project Location: 25 Skinner Street, East Hampton, Sample Description: Work Order: 13G0469

Date Received: 7/11/2013

Field Sample #: SS-B Sampled: 7/11/2013 10:45

Sample ID: 13G0469-06

Sample Matrix: Soil

Volatile Organic Compounds by GC/MS

Analyte	Results	RL	Units	Dilution	Flag	Method	Date Prepared	Date/Time Analyzed	Analyst
Vinyl Chloride	ND	0.021	mg/Kg dry	1		SW-846 8260C	7/15/13	7/16/13 11:41	MFF
m+p Xylene	ND	0.0082	mg/Kg dry	1		SW-846 8260C	7/15/13	7/16/13 11:41	MFF
m+p Xylene	ND	0.0073	mg/Kg dry	1		SW-846 8260C	7/15/13	7/15/13 13:12	MFF
o-Xylene	ND	0.0041	mg/Kg dry	1		SW-846 8260C	7/15/13	7/16/13 11:41	MFF
o-Xylene	ND	0.0036	mg/Kg dry	1		SW-846 8260C	7/15/13	7/15/13 13:12	MFF

Surrogates	% Recovery	Recovery Limits	Flag	
1,2-Dichloroethane-d4	98.1	70-130		7/15/13 13:12
1,2-Dichloroethane-d4	92.1	70-130		7/16/13 11:41
Toluene-d8	90.4	70-130		7/16/13 11:41
Toluene-d8	87.6	70-130		7/15/13 13:12
4-Bromofluorobenzene	70.4	70-130		7/15/13 13:12
4-Bromofluorobenzene	75.6	70-130		7/16/13 11:41

con-test® ANALYTICAL LABORATORY

39 Spruce Street * East Longmeadow, MA 01028 * FAX 413/525-6405 * TEL. 413/525-2332

Project Location: 25 Skinner Street, East Hampton, Sample Description: Work Order: 13G0469

Date Received: 7/11/2013

Field Sample #: SS-B Sampled: 7/11/2013 10:45

Sample ID: 13G0469-06

Sample Matrix: Soil

Sample Flags: DL-03

Semivolatile Organic Compounds by GC/MS

Analyte	Results	RL	Units	Dilution	Flag	Method	Date Prepared	Date/Time Analyzed	Analyst
Acenaphthene	ND	1.4	mg/Kg dry	2		SW-846 8270D	7/16/13	7/18/13 15:10	CMR
Acenaphthylene	ND	1.4	mg/Kg dry	2		SW-846 8270D	7/16/13	7/18/13 15:10	CMR
Anthracene	ND	1.4	mg/Kg dry	2		SW-846 8270D	7/16/13	7/18/13 15:10	CMR
Benzo(a)anthracene	2.9	1.4	mg/Kg dry	2		SW-846 8270D	7/16/13	7/18/13 15:10	CMR
Benzo(a)pyrene	6.0	1.4	mg/Kg dry	2		SW-846 8270D	7/16/13	7/18/13 15:10	CMR
Benzo(b)fluoranthene	15	1.4	mg/Kg dry	2		SW-846 8270D	7/16/13	7/18/13 15:10	CMR
Benzo(g,h,i)perylene	5.6	1.4	mg/Kg dry	2		SW-846 8270D	7/16/13	7/18/13 15:10	CMR
Benzo(k)fluoranthene	5.0	1.4	mg/Kg dry	2		SW-846 8270D	7/16/13	7/18/13 15:10	CMR
Chrysene	5.6	1.4	mg/Kg dry	2		SW-846 8270D	7/16/13	7/18/13 15:10	CMR
Dibenz(a,h)anthracene	1.5	1.4	mg/Kg dry	2		SW-846 8270D	7/16/13	7/18/13 15:10	CMR
Fluoranthene	4.4	1.4	mg/Kg dry	2		SW-846 8270D	7/16/13	7/18/13 15:10	CMR
Fluorene	ND	1.4	mg/Kg dry	2		SW-846 8270D	7/16/13	7/18/13 15:10	CMR
Indeno(1,2,3-cd)pyrene	7.1	1.4	mg/Kg dry	2		SW-846 8270D	7/16/13	7/18/13 15:10	CMR
2-Methylnaphthalene	ND	1.4	mg/Kg dry	2		SW-846 8270D	7/16/13	7/18/13 15:10	CMR
Naphthalene	ND	1.4	mg/Kg dry	2		SW-846 8270D	7/16/13	7/18/13 15:10	CMR
Phenanthrene	1.4	1.4	mg/Kg dry	2		SW-846 8270D	7/16/13	7/18/13 15:10	CMR
Pyrene	3.8	1.4	mg/Kg dry	2		SW-846 8270D	7/16/13	7/18/13 15:10	CMR

Surrogates	% Recovery		Recovery Limits	Flag	
Nitrobenzene-d5	**27.5**	*	30-130	S-07	7/18/13 15:10
2-Fluorobiphenyl	43.2		30-130		7/18/13 15:10
p-Terphenyl-d14	51.4		30-130		7/18/13 15:10

con-test® ANALYTICAL LABORATORY

39 Spruce Street * East Longmeadow, MA 01028 * FAX 413/525-6405 * TEL. 413/525-2332

Project Location: 25 Skinner Street, East Hampton, Sample Description: Work Order: 13G0469

Date Received: 7/11/2013

Field Sample #: SS-B Sampled: 7/11/2013 10:45

Sample ID: 13G0469-06

Sample Matrix: Soil

Polychlorinated Biphenyls By GC/ECD

Analyte	Results	RL	Units	Dilution	Flag	Method	Date Prepared	Date/Time Analyzed	Analyst
Aroclor-1016 [1]	ND	0.20	mg/Kg dry	5		SW-846 8082A	7/15/13	7/16/13 20:40	MJC
Aroclor-1221 [1]	ND	0.20	mg/Kg dry	5		SW-846 8082A	7/15/13	7/16/13 20:40	MJC
Aroclor-1232 [1]	ND	0.20	mg/Kg dry	5		SW-846 8082A	7/15/13	7/16/13 20:40	MJC
Aroclor-1242 [1]	ND	0.20	mg/Kg dry	5		SW-846 8082A	7/15/13	7/16/13 20:40	MJC
Aroclor-1248 [1]	ND	0.20	mg/Kg dry	5		SW-846 8082A	7/15/13	7/16/13 20:40	MJC
Aroclor-1254 [2]	0.21	0.20	mg/Kg dry	5		SW-846 8082A	7/15/13	7/16/13 20:40	MJC
Aroclor-1260 [1]	ND	0.20	mg/Kg dry	5		SW-846 8082A	7/15/13	7/16/13 20:40	MJC
Aroclor-1262 [1]	ND	0.20	mg/Kg dry	5		SW-846 8082A	7/15/13	7/16/13 20:40	MJC
Aroclor-1268 [1]	0.49	0.20	mg/Kg dry	5		SW-846 8082A	7/15/13	7/16/13 20:40	MJC

Surrogates	% Recovery		Recovery Limits	Flag	
Decachlorobiphenyl [1]	**172**	*	30-150	S-24	7/16/13 20:40
Decachlorobiphenyl [2]	**158**	*	30-150	S-24	7/16/13 20:40
Tetrachloro-m-xylene [1]	78.0		30-150		7/16/13 20:40
Tetrachloro-m-xylene [2]	72.9		30-150		7/16/13 20:40

39 Spruce Street * East Longmeadow, MA 01028 * FAX 413/525-6405 * TEL. 413/525-2332

Project Location: 25 Skinner Street, East Hampton, Sample Description: Work Order: 13G0469

Date Received: 7/11/2013

Field Sample #: SS-B Sampled: 7/11/2013 10:45

Sample ID: 13G0469-06

Sample Matrix: Soil

Petroleum Hydrocarbons Analyses

Analyte	Results	RL	Units	Dilution	Flag	Method	Date Prepared	Date/Time Analyzed	Analyst
CT ETPH	6100	2000	mg/Kg dry	50		CTDEP ETPH	7/15/13	7/18/13 14:08	SCS

Surrogates	% Recovery	Recovery Limits	Flag	
o-Terphenyl	*	50-150	S-01	7/18/13 14:08

39 Spruce Street * East Longmeadow, MA 01028 * FAX 413/525-6405 * TEL. 413/525-2332

Project Location: 25 Skinner Street, East Hampton, Sample Description: Work Order: 13G0469

Date Received: 7/11/2013

Field Sample #: SS-B Sampled: 7/11/2013 10:45

Sample ID: 13G0469-06

Sample Matrix: Soil

Metals Analyses (Total)

Analyte	Results	RL	Units	Dilution	Flag	Method	Date Prepared	Date/Time Analyzed	Analyst
Antimony	ND	98	mg/Kg dry	20	DL-04	SW-846 6010C	7/12/13	7/17/13 16:18	KSH
Arsenic	ND	4.9	mg/Kg dry	1		SW-846 6010C	7/12/13	7/15/13 18:05	KSH
Beryllium	ND	0.49	mg/Kg dry	1		SW-846 6010C	7/12/13	7/15/13 13:52	KSH
Cadmium	ND	0.49	mg/Kg dry	1		SW-846 6010C	7/12/13	7/15/13 13:52	KSH
Chromium	96	0.98	mg/Kg dry	1		SW-846 6010C	7/12/13	7/15/13 13:52	KSH
Copper	290	0.98	mg/Kg dry	1	Z-01	SW-846 6010C	7/12/13	7/15/13 13:52	KSH
Lead	410	1.5	mg/Kg dry	1		SW-846 6010C	7/12/13	7/15/13 13:52	KSH
Mercury	0.18	0.049	mg/Kg dry	1		SW-846 7471B	7/15/13	7/16/13 13:50	SAJ
Nickel	120	0.98	mg/Kg dry	1		SW-846 6010C	7/12/13	7/15/13 13:52	KSH
Selenium	ND	9.8	mg/Kg dry	1		SW-846 6010C	7/12/13	7/15/13 18:05	KSH
Silver	10	0.98	mg/Kg dry	1		SW-846 6010C	7/12/13	7/15/13 13:52	KSH
Thallium	ND	24	mg/Kg dry	5	DL-04	SW-846 6010C	7/12/13	7/17/13 14:47	KSH
Zinc	280	2.0	mg/Kg dry	1		SW-846 6010C	7/12/13	7/15/13 13:52	KSH

39 Spruce Street * East Longmeadow, MA 01028 * FAX 413/525-6405 * TEL. 413/525-2332

Project Location: 25 Skinner Street, East Hampton, Sample Description: Work Order: 13G0469

Date Received: 7/11/2013

Field Sample #: SS-B Sampled: 7/11/2013 10:45

Sample ID: 13G0469-06

Sample Matrix: Soil

Conventional Chemistry Parameters by EPA/APHA/SW-846 Methods (Total)

Analyte	Results	RL	Units	Dilution	Flag	Method	Date Prepared	Date/Time Analyzed	Analyst
% Solids	50.0		% Wt	1		SM 2540G	7/12/13	7/12/13 13:22	MLA

39 Spruce Street * East Longmeadow, MA 01028 * FAX 413/525-6405 * TEL. 413/525-2332

Project Location: 25 Skinner Street, East Hampton, Sample Description: Work Order: 13G0469

Date Received: 7/11/2013

Field Sample #: SS-B Sampled: 7/11/2013 10:45

Sample ID: 13G0469-06

Sample Matrix: Soil

SPLP - Metals Analyses

Analyte	Results	RL	Units	Dilution	Flag	Method	Date Prepared	Date/Time Analyzed	Analyst
Antimony	ND	5.0	µg/L	5		SW-846 6020A	7/16/13	7/17/13 17:18	KSH
Arsenic	ND	2.0	µg/L	5		SW-846 6020A	7/16/13	7/17/13 17:18	KSH
Beryllium	ND	2.0	µg/L	5		SW-846 6020A	7/16/13	7/17/13 17:18	KSH
Cadmium	ND	2.5	µg/L	5		SW-846 6020A	7/16/13	7/17/13 17:18	KSH
Chromium	ND	5.0	µg/L	5		SW-846 6020A	7/16/13	7/17/13 17:18	KSH
Copper	46	25	µg/L	5		SW-846 6020A	7/16/13	7/17/13 17:18	KSH
Lead	79	5.0	µg/L	5		SW-846 6020A	7/16/13	7/17/13 17:18	KSH
Mercury	ND	0.00010	mg/L	1		SW-846 7470A	7/16/13	7/16/13 13:07	SAJ
Nickel	ND	25	µg/L	5		SW-846 6020A	7/16/13	7/17/13 17:18	KSH
Selenium	ND	25	µg/L	5		SW-846 6020A	7/16/13	7/17/13 17:18	KSH
Silver	ND	2.5	µg/L	5		SW-846 6020A	7/16/13	7/17/13 17:18	KSH
Thallium	ND	1.0	µg/L	5		SW-846 6020A	7/16/13	7/17/13 17:18	KSH
Zinc	180	50	µg/L	5		SW-846 6020A	7/16/13	7/17/13 17:18	KSH

con-test® ANALYTICAL LABORATORY

39 Spruce Street * East Longmeadow, MA 01028 * FAX 413/525-6405 * TEL. 413/525-2332

Project Location: 25 Skinner Street, East Hampton, Sample Description: Work Order: 13G0469

Date Received: 7/11/2013

Field Sample #: SS-C Sampled: 7/11/2013 10:55

Sample ID: 13G0469-07

Sample Matrix: Soil

Volatile Organic Compounds by GC/MS

Analyte	Results	RL	Units	Dilution	Flag	Method	Date Prepared	Date/Time Analyzed	Analyst
Acetone	ND	0.088	mg/Kg dry	1		SW-846 8260C	7/15/13	7/16/13 12:31	MFF
Acrylonitrile	ND	0.0053	mg/Kg dry	1	V-16	SW-846 8260C	7/15/13	7/16/13 12:31	MFF
Benzene	ND	0.0018	mg/Kg dry	1		SW-846 8260C	7/15/13	7/16/13 12:31	MFF
Bromobenzene	ND	0.0018	mg/Kg dry	1		SW-846 8260C	7/15/13	7/16/13 12:31	MFF
Bromodichloromethane	ND	0.0018	mg/Kg dry	1		SW-846 8260C	7/15/13	7/16/13 12:31	MFF
Bromoform	ND	0.0018	mg/Kg dry	1		SW-846 8260C	7/15/13	7/16/13 12:31	MFF
Bromomethane	ND	0.0088	mg/Kg dry	1		SW-846 8260C	7/15/13	7/16/13 12:31	MFF
2-Butanone (MEK)	ND	0.035	mg/Kg dry	1		SW-846 8260C	7/15/13	7/16/13 12:31	MFF
n-Butylbenzene	ND	0.0018	mg/Kg dry	1		SW-846 8260C	7/15/13	7/16/13 12:31	MFF
sec-Butylbenzene	ND	0.0018	mg/Kg dry	1		SW-846 8260C	7/15/13	7/16/13 12:31	MFF
tert-Butylbenzene	ND	0.0018	mg/Kg dry	1		SW-846 8260C	7/15/13	7/16/13 12:31	MFF
Carbon Disulfide	ND	0.018	mg/Kg dry	1		SW-846 8260C	7/15/13	7/16/13 12:31	MFF
Carbon Tetrachloride	ND	0.0018	mg/Kg dry	1		SW-846 8260C	7/15/13	7/16/13 12:31	MFF
Chlorobenzene	ND	0.0018	mg/Kg dry	1		SW-846 8260C	7/15/13	7/16/13 12:31	MFF
Chlorodibromomethane	ND	0.0035	mg/Kg dry	1		SW-846 8260C	7/15/13	7/16/13 12:31	MFF
Chloroethane	ND	0.018	mg/Kg dry	1		SW-846 8260C	7/15/13	7/16/13 12:31	MFF
Chloroform	ND	0.0035	mg/Kg dry	1		SW-846 8260C	7/15/13	7/16/13 12:31	MFF
Chloromethane	ND	0.0088	mg/Kg dry	1		SW-846 8260C	7/15/13	7/16/13 12:31	MFF
2-Chlorotoluene	ND	0.0018	mg/Kg dry	1		SW-846 8260C	7/15/13	7/16/13 12:31	MFF
4-Chlorotoluene	ND	0.0018	mg/Kg dry	1		SW-846 8260C	7/15/13	7/16/13 12:31	MFF
1,2-Dibromo-3-chloropropane (DBCP)	ND	0.0018	mg/Kg dry	1	V-16	SW-846 8260C	7/15/13	7/16/13 12:31	MFF
1,2-Dibromoethane (EDB)	ND	0.00088	mg/Kg dry	1		SW-846 8260C	7/15/13	7/16/13 12:31	MFF
Dibromomethane	ND	0.0018	mg/Kg dry	1		SW-846 8260C	7/15/13	7/16/13 12:31	MFF
1,2-Dichlorobenzene	ND	0.0018	mg/Kg dry	1		SW-846 8260C	7/15/13	7/16/13 12:31	MFF
1,3-Dichlorobenzene	ND	0.0018	mg/Kg dry	1		SW-846 8260C	7/15/13	7/16/13 12:31	MFF
1,4-Dichlorobenzene	ND	0.0018	mg/Kg dry	1		SW-846 8260C	7/15/13	7/16/13 12:31	MFF
trans-1,4-Dichloro-2-butene	ND	0.0035	mg/Kg dry	1		SW-846 8260C	7/15/13	7/16/13 12:31	MFF
Dichlorodifluoromethane (Freon 12)	ND	0.018	mg/Kg dry	1		SW-846 8260C	7/15/13	7/16/13 12:31	MFF
1,1-Dichloroethane	ND	0.0018	mg/Kg dry	1		SW-846 8260C	7/15/13	7/16/13 12:31	MFF
1,2-Dichloroethane	ND	0.0018	mg/Kg dry	1		SW-846 8260C	7/15/13	7/16/13 12:31	MFF
1,1-Dichloroethylene	ND	0.0035	mg/Kg dry	1		SW-846 8260C	7/15/13	7/16/13 12:31	MFF
cis-1,2-Dichloroethylene	ND	0.0018	mg/Kg dry	1		SW-846 8260C	7/15/13	7/16/13 12:31	MFF
trans-1,2-Dichloroethylene	ND	0.0018	mg/Kg dry	1		SW-846 8260C	7/15/13	7/16/13 12:31	MFF
1,2-Dichloropropane	ND	0.0018	mg/Kg dry	1		SW-846 8260C	7/15/13	7/16/13 12:31	MFF
1,3-Dichloropropane	ND	0.00088	mg/Kg dry	1		SW-846 8260C	7/15/13	7/16/13 12:31	MFF
2,2-Dichloropropane	ND	0.0018	mg/Kg dry	1		SW-846 8260C	7/15/13	7/16/13 12:31	MFF
1,1-Dichloropropene	ND	0.0018	mg/Kg dry	1		SW-846 8260C	7/15/13	7/16/13 12:31	MFF
cis-1,3-Dichloropropene	ND	0.00088	mg/Kg dry	1		SW-846 8260C	7/15/13	7/16/13 12:31	MFF
trans-1,3-Dichloropropene	ND	0.00088	mg/Kg dry	1		SW-846 8260C	7/15/13	7/16/13 12:31	MFF
Ethylbenzene	ND	0.0018	mg/Kg dry	1		SW-846 8260C	7/15/13	7/16/13 12:31	MFF
Hexachlorobutadiene	ND	0.0018	mg/Kg dry	1		SW-846 8260C	7/15/13	7/16/13 12:31	MFF
2-Hexanone (MBK)	ND	0.035	mg/Kg dry	1		SW-846 8260C	7/15/13	7/16/13 12:31	MFF
Isopropylbenzene (Cumene)	ND	0.0018	mg/Kg dry	1		SW-846 8260C	7/15/13	7/16/13 12:31	MFF
p-Isopropyltoluene (p-Cymene)	ND	0.0018	mg/Kg dry	1		SW-846 8260C	7/15/13	7/16/13 12:31	MFF

39 Spruce Street * East Longmeadow, MA 01028 * FAX 413/525-6405 * TEL. 413/525-2332

Project Location: 25 Skinner Street, East Hampton, Sample Description: Work Order: 13G0469

Date Received: 7/11/2013

Field Sample #: SS-C Sampled: 7/11/2013 10:55

Sample ID: 13G0469-07

Sample Matrix: Soil

Volatile Organic Compounds by GC/MS

Analyte	Results	RL	Units	Dilution	Flag	Method	Date Prepared	Date/Time Analyzed	Analyst
Methyl tert-Butyl Ether (MTBE)	ND	0.0035	mg/Kg dry	1		SW-846 8260C	7/15/13	7/16/13 12:31	MFF
Methylene Chloride	ND	0.018	mg/Kg dry	1		SW-846 8260C	7/15/13	7/16/13 12:31	MFF
4-Methyl-2-pentanone (MIBK)	ND	0.035	mg/Kg dry	1		SW-846 8260C	7/15/13	7/16/13 12:31	MFF
Naphthalene	ND	0.0035	mg/Kg dry	1		SW-846 8260C	7/15/13	7/16/13 12:31	MFF
n-Propylbenzene	ND	0.0018	mg/Kg dry	1		SW-846 8260C	7/15/13	7/16/13 12:31	MFF
Styrene	ND	0.0018	mg/Kg dry	1		SW-846 8260C	7/15/13	7/16/13 12:31	MFF
1,1,1,2-Tetrachloroethane	ND	0.0018	mg/Kg dry	1		SW-846 8260C	7/15/13	7/16/13 12:31	MFF
1,1,2,2-Tetrachloroethane	ND	0.00088	mg/Kg dry	1		SW-846 8260C	7/15/13	7/16/13 12:31	MFF
Tetrachloroethylene	ND	0.0018	mg/Kg dry	1		SW-846 8260C	7/15/13	7/16/13 12:31	MFF
Tetrahydrofuran	ND	0.0088	mg/Kg dry	1	V-16	SW-846 8260C	7/15/13	7/16/13 12:31	MFF
Toluene	ND	0.0018	mg/Kg dry	1		SW-846 8260C	7/15/13	7/16/13 12:31	MFF
1,2,3-Trichlorobenzene	ND	0.0018	mg/Kg dry	1		SW-846 8260C	7/15/13	7/16/13 12:31	MFF
1,2,4-Trichlorobenzene	ND	0.0018	mg/Kg dry	1		SW-846 8260C	7/15/13	7/16/13 12:31	MFF
1,1,1-Trichloroethane	ND	0.0018	mg/Kg dry	1		SW-846 8260C	7/15/13	7/16/13 12:31	MFF
1,1,2-Trichloroethane	ND	0.0018	mg/Kg dry	1		SW-846 8260C	7/15/13	7/16/13 12:31	MFF
Trichloroethylene	ND	0.0018	mg/Kg dry	1		SW-846 8260C	7/15/13	7/16/13 12:31	MFF
Trichlorofluoromethane (Freon 11)	ND	0.0088	mg/Kg dry	1		SW-846 8260C	7/15/13	7/16/13 12:31	MFF
1,2,3-Trichloropropane	ND	0.0018	mg/Kg dry	1		SW-846 8260C	7/15/13	7/16/13 12:31	MFF
1,1,2-Trichloro-1,2,2-trifluoroethane (Freon 113)	ND	0.0088	mg/Kg dry	1		SW-846 8260C	7/15/13	7/16/13 12:31	MFF
1,2,4-Trimethylbenzene	ND	0.0018	mg/Kg dry	1		SW-846 8260C	7/15/13	7/16/13 12:31	MFF
1,3,5-Trimethylbenzene	ND	0.0018	mg/Kg dry	1		SW-846 8260C	7/15/13	7/16/13 12:31	MFF
Vinyl Chloride	ND	0.0088	mg/Kg dry	1		SW-846 8260C	7/15/13	7/16/13 12:31	MFF
m+p Xylene	ND	0.0035	mg/Kg dry	1		SW-846 8260C	7/15/13	7/16/13 12:31	MFF
o-Xylene	ND	0.0018	mg/Kg dry	1		SW-846 8260C	7/15/13	7/16/13 12:31	MFF

Surrogates	% Recovery	Recovery Limits	Flag	
1,2-Dichloroethane-d4	92.0	70-130		7/16/13 12:31
Toluene-d8	99.8	70-130		7/16/13 12:31
4-Bromofluorobenzene	91.4	70-130		7/16/13 12:31

con-test® ANALYTICAL LABORATORY

39 Spruce Street * East Longmeadow, MA 01028 * FAX 413/525-6405 * TEL. 413/525-2332

Project Location: 25 Skinner Street, East Hampton, Sample Description: Work Order: 13G0469

Date Received: 7/11/2013

Field Sample #: SS-C Sampled: 7/11/2013 10:55

Sample ID: 13G0469-07

Sample Matrix: Soil

Semivolatile Organic Compounds by GC/MS

Analyte	Results	RL	Units	Dilution	Flag	Method	Date Prepared	Date/Time Analyzed	Analyst
Acenaphthene	ND	0.22	mg/Kg dry	1		SW-846 8270D	7/16/13	7/18/13 15:43	CMR
Acenaphthene	ND	0.43	mg/Kg dry	2		SW-846 8270D	7/16/13	7/18/13 17:25	CMR
Acenaphthylene	ND	0.43	mg/Kg dry	2		SW-846 8270D	7/16/13	7/18/13 17:25	CMR
Acenaphthylene	0.79	0.22	mg/Kg dry	1		SW-846 8270D	7/16/13	7/18/13 15:43	CMR
Anthracene	0.44	0.22	mg/Kg dry	1		SW-846 8270D	7/16/13	7/18/13 15:43	CMR
Anthracene	ND	0.43	mg/Kg dry	2		SW-846 8270D	7/16/13	7/18/13 17:25	CMR
Benzo(a)anthracene	2.2	0.22	mg/Kg dry	1		SW-846 8270D	7/16/13	7/18/13 15:43	CMR
Benzo(a)anthracene	1.9	0.43	mg/Kg dry	2		SW-846 8270D	7/16/13	7/18/13 17:25	CMR
Benzo(a)pyrene	2.2	0.43	mg/Kg dry	2		SW-846 8270D	7/16/13	7/18/13 17:25	CMR
Benzo(a)pyrene	2.5	0.22	mg/Kg dry	1		SW-846 8270D	7/16/13	7/18/13 15:43	CMR
Benzo(b)fluoranthene	3.5	0.22	mg/Kg dry	1		SW-846 8270D	7/16/13	7/18/13 15:43	CMR
Benzo(b)fluoranthene	3.1	0.43	mg/Kg dry	2		SW-846 8270D	7/16/13	7/18/13 17:25	CMR
Benzo(g,h,i)perylene	1.4	0.22	mg/Kg dry	1		SW-846 8270D	7/16/13	7/18/13 15:43	CMR
Benzo(g,h,i)perylene	1.1	0.43	mg/Kg dry	2		SW-846 8270D	7/16/13	7/18/13 17:25	CMR
Benzo(k)fluoranthene	1.3	0.22	mg/Kg dry	1		SW-846 8270D	7/16/13	7/18/13 15:43	CMR
Benzo(k)fluoranthene	1.2	0.43	mg/Kg dry	2		SW-846 8270D	7/16/13	7/18/13 17:25	CMR
Chrysene	2.5	0.22	mg/Kg dry	1		SW-846 8270D	7/16/13	7/18/13 15:43	CMR
Chrysene	2.3	0.43	mg/Kg dry	2		SW-846 8270D	7/16/13	7/18/13 17:25	CMR
Dibenz(a,h)anthracene	ND	0.43	mg/Kg dry	2		SW-846 8270D	7/16/13	7/18/13 17:25	CMR
Dibenz(a,h)anthracene	0.34	0.22	mg/Kg dry	1		SW-846 8270D	7/16/13	7/18/13 15:43	CMR
Fluoranthene	5.1	0.43	mg/Kg dry	2		SW-846 8270D	7/16/13	7/18/13 17:25	CMR
Fluoranthene	6.4	0.22	mg/Kg dry	1	E	SW-846 8270D	7/16/13	7/18/13 15:43	CMR
Fluorene	ND	0.22	mg/Kg dry	1		SW-846 8270D	7/16/13	7/18/13 15:43	CMR
Fluorene	ND	0.43	mg/Kg dry	2		SW-846 8270D	7/16/13	7/18/13 17:25	CMR
Indeno(1,2,3-cd)pyrene	1.5	0.22	mg/Kg dry	1		SW-846 8270D	7/16/13	7/18/13 15:43	CMR
Indeno(1,2,3-cd)pyrene	1.2	0.43	mg/Kg dry	2		SW-846 8270D	7/16/13	7/18/13 17:25	CMR
2-Methylnaphthalene	ND	0.22	mg/Kg dry	1		SW-846 8270D	7/16/13	7/18/13 15:43	CMR
2-Methylnaphthalene	ND	0.43	mg/Kg dry	2		SW-846 8270D	7/16/13	7/18/13 17:25	CMR
Naphthalene	ND	0.22	mg/Kg dry	1		SW-846 8270D	7/16/13	7/18/13 15:43	CMR
Naphthalene	ND	0.43	mg/Kg dry	2		SW-846 8270D	7/16/13	7/18/13 17:25	CMR
Phenanthrene	2.5	0.22	mg/Kg dry	1		SW-846 8270D	7/16/13	7/18/13 15:43	CMR
Phenanthrene	2.3	0.43	mg/Kg dry	2		SW-846 8270D	7/16/13	7/18/13 17:25	CMR
Pyrene	5.1	0.22	mg/Kg dry	1	E	SW-846 8270D	7/16/13	7/18/13 15:43	CMR
Pyrene	3.9	0.43	mg/Kg dry	2		SW-846 8270D	7/16/13	7/18/13 17:25	CMR

Surrogates	% Recovery	Recovery Limits	Flag	
Nitrobenzene-d5	41.2	30-130		7/18/13 17:25
Nitrobenzene-d5	58.2	30-130		7/18/13 15:43
2-Fluorobiphenyl	63.4	30-130		7/18/13 17:25
2-Fluorobiphenyl	72.4	30-130		7/18/13 15:43
p-Terphenyl-d14	84.7	30-130		7/18/13 15:43
p-Terphenyl-d14	70.2	30-130		7/18/13 17:25

39 Spruce Street * East Longmeadow, MA 01028 * FAX 413/525-6405 * TEL. 413/525-2332

Project Location: 25 Skinner Street, East Hampton, Sample Description: Work Order: 13G0469

Date Received: 7/11/2013

Field Sample #: SS-C Sampled: 7/11/2013 10:55

Sample ID: 13G0469-07

Sample Matrix: Soil

Polychlorinated Biphenyls By GC/ECD

Analyte	Results	RL	Units	Dilution	Flag	Method	Date Prepared	Date/Time Analyzed	Analyst
Aroclor-1016 [1]	ND	0.13	mg/Kg dry	5		SW-846 8082A	7/15/13	7/16/13 20:52	MJC
Aroclor-1221 [1]	ND	0.13	mg/Kg dry	5		SW-846 8082A	7/15/13	7/16/13 20:52	MJC
Aroclor-1232 [1]	ND	0.13	mg/Kg dry	5		SW-846 8082A	7/15/13	7/16/13 20:52	MJC
Aroclor-1242 [1]	ND	0.13	mg/Kg dry	5		SW-846 8082A	7/15/13	7/16/13 20:52	MJC
Aroclor-1248 [1]	ND	0.13	mg/Kg dry	5		SW-846 8082A	7/15/13	7/16/13 20:52	MJC
Aroclor-1254 [1]	ND	0.13	mg/Kg dry	5		SW-846 8082A	7/15/13	7/16/13 20:52	MJC
Aroclor-1260 [1]	ND	0.13	mg/Kg dry	5		SW-846 8082A	7/15/13	7/16/13 20:52	MJC
Aroclor-1262 [1]	ND	0.13	mg/Kg dry	5		SW-846 8082A	7/15/13	7/16/13 20:52	MJC
Aroclor-1268 [1]	ND	0.13	mg/Kg dry	5		SW-846 8082A	7/15/13	7/16/13 20:52	MJC

Surrogates	% Recovery	Recovery Limits	Flag	
Decachlorobiphenyl [1]	88.3	30-150		7/16/13 20:52
Decachlorobiphenyl [2]	81.6	30-150		7/16/13 20:52
Tetrachloro-m-xylene [1]	92.5	30-150		7/16/13 20:52
Tetrachloro-m-xylene [2]	87.3	30-150		7/16/13 20:52

39 Spruce Street * East Longmeadow, MA 01028 * FAX 413/525-6405 * TEL. 413/525-2332

Project Location: 25 Skinner Street, East Hampton, Sample Description: Work Order: 13G0469

Date Received: 7/11/2013

Field Sample #: SS-C Sampled: 7/11/2013 10:55

Sample ID: 13G0469-07

Sample Matrix: Soil

Petroleum Hydrocarbons Analyses

Analyte	Results	RL	Units	Dilution	Flag	Method	Date Prepared	Date/Time Analyzed	Analyst
CT ETPH	820	130	mg/Kg dry	10		CTDEP ETPH	7/15/13	7/18/13 1:32	SCS

Surrogates	% Recovery	Recovery Limits	Flag	
o-Terphenyl	72.8	50-150		7/18/13 1:32

39 Spruce Street * East Longmeadow, MA 01028 * FAX 413/525-6405 * TEL. 413/525-2332

Project Location: 25 Skinner Street, East Hampton, Sample Description: Work Order: 13G0469

Date Received: 7/11/2013

Field Sample #: SS-C Sampled: 7/11/2013 10:55

Sample ID: 13G0469-07

Sample Matrix: Soil

Metals Analyses (Total)

Analyte	Results	RL	Units	Dilution	Flag	Method	Date Prepared	Date/Time Analyzed	Analyst
Antimony	ND	3.1	mg/Kg dry	1		SW-846 6010C	7/12/13	7/15/13 18:11	KSH
Arsenic	ND	3.1	mg/Kg dry	1		SW-846 6010C	7/12/13	7/15/13 18:11	KSH
Beryllium	ND	0.31	mg/Kg dry	1		SW-846 6010C	7/12/13	7/15/13 13:57	KSH
Cadmium	ND	0.31	mg/Kg dry	1		SW-846 6010C	7/12/13	7/15/13 13:57	KSH
Chromium	14	0.63	mg/Kg dry	1		SW-846 6010C	7/12/13	7/15/13 13:57	KSH
Copper	340	0.63	mg/Kg dry	1	Z-01	SW-846 6010C	7/12/13	7/15/13 13:57	KSH
Lead	100	0.94	mg/Kg dry	1		SW-846 6010C	7/12/13	7/15/13 13:57	KSH
Mercury	0.076	0.032	mg/Kg dry	1		SW-846 7471B	7/15/13	7/16/13 13:51	SAJ
Nickel	33	0.63	mg/Kg dry	1		SW-846 6010C	7/12/13	7/15/13 13:57	KSH
Selenium	ND	6.3	mg/Kg dry	1		SW-846 6010C	7/12/13	7/15/13 18:11	KSH
Silver	ND	0.63	mg/Kg dry	1		SW-846 6010C	7/12/13	7/15/13 13:57	KSH
Thallium	ND	3.1	mg/Kg dry	1		SW-846 6010C	7/12/13	7/15/13 13:57	KSH
Zinc	300	1.3	mg/Kg dry	1		SW-846 6010C	7/12/13	7/15/13 13:57	KSH

39 Spruce Street * East Longmeadow, MA 01028 * FAX 413/525-6405 * TEL. 413/525-2332

Project Location: 25 Skinner Street, East Hampton, Sample Description: Work Order: 13G0469

Date Received: 7/11/2013

Field Sample #: SS-C Sampled: 7/11/2013 10:55

Sample ID: 13G0469-07

Sample Matrix: Soil

Conventional Chemistry Parameters by EPA/APHA/SW-846 Methods (Total)

Analyte	Results	RL	Units	Dilution	Flag	Method	Date Prepared	Date/Time Analyzed	Analyst
% Solids	78.2		% Wt	1		SM 2540G	7/12/13	7/12/13 13:22	MLA

39 Spruce Street * East Longmeadow, MA 01028 * FAX 413/525-6405 * TEL. 413/525-2332

Project Location: 25 Skinner Street, East Hampton, Sample Description: Work Order: 13G0469

Date Received: 7/11/2013

Field Sample #: SS-C Sampled: 7/11/2013 10:55

Sample ID: 13G0469-07

Sample Matrix: Soil

SPLP - Metals Analyses

Analyte	Results	RL	Units	Dilution	Flag	Method	Date Prepared	Date/Time Analyzed	Analyst
Antimony	ND	5.0	µg/L	5		SW-846 6020A	7/16/13	7/17/13 17:21	KSH
Arsenic	ND	2.0	µg/L	5		SW-846 6020A	7/16/13	7/17/13 17:21	KSH
Beryllium	ND	2.0	µg/L	5		SW-846 6020A	7/16/13	7/17/13 17:21	KSH
Cadmium	ND	2.5	µg/L	5		SW-846 6020A	7/16/13	7/17/13 17:21	KSH
Chromium	ND	5.0	µg/L	5		SW-846 6020A	7/16/13	7/17/13 17:21	KSH
Copper	310	25	µg/L	5		SW-846 6020A	7/16/13	7/17/13 17:21	KSH
Lead	18	5.0	µg/L	5		SW-846 6020A	7/16/13	7/17/13 17:21	KSH
Mercury	ND	0.00010	mg/L	1		SW-846 7470A	7/16/13	7/16/13 13:09	SAJ
Nickel	29	25	µg/L	5		SW-846 6020A	7/16/13	7/17/13 17:21	KSH
Selenium	ND	25	µg/L	5		SW-846 6020A	7/16/13	7/17/13 17:21	KSH
Silver	ND	2.5	µg/L	5		SW-846 6020A	7/16/13	7/17/13 17:21	KSH
Thallium	ND	1.0	µg/L	5		SW-846 6020A	7/16/13	7/17/13 17:21	KSH
Zinc	420	50	µg/L	5		SW-846 6020A	7/16/13	7/17/13 17:21	KSH

con-test® ANALYTICAL LABORATORY

39 Spruce Street * East Longmeadow, MA 01028 * FAX 413/525-6405 * TEL. 413/525-2332

Project Location: 25 Skinner Street, East Hampton, Sample Description: Work Order: 13G0469

Date Received: 7/11/2013

Field Sample #: SS-D Sampled: 7/11/2013 11:10

Sample ID: 13G0469-08

Sample Matrix: Soil

Volatile Organic Compounds by GC/MS

Analyte	Results	RL	Units	Dilution	Flag	Method	Date Prepared	Date/Time Analyzed	Analyst
Acetone	ND	0.12	mg/Kg dry	1		SW-846 8260C	7/15/13	7/15/13 14:09	MFF
Acrylonitrile	ND	0.0073	mg/Kg dry	1	V-16	SW-846 8260C	7/15/13	7/15/13 14:09	MFF
Benzene	ND	0.0024	mg/Kg dry	1		SW-846 8260C	7/15/13	7/15/13 14:09	MFF
Bromobenzene	ND	0.0024	mg/Kg dry	1		SW-846 8260C	7/15/13	7/15/13 14:09	MFF
Bromodichloromethane	ND	0.0024	mg/Kg dry	1		SW-846 8260C	7/15/13	7/15/13 14:09	MFF
Bromoform	ND	0.0024	mg/Kg dry	1		SW-846 8260C	7/15/13	7/15/13 14:09	MFF
Bromomethane	ND	0.012	mg/Kg dry	1		SW-846 8260C	7/15/13	7/15/13 14:09	MFF
2-Butanone (MEK)	ND	0.049	mg/Kg dry	1		SW-846 8260C	7/15/13	7/15/13 14:09	MFF
n-Butylbenzene	ND	0.0024	mg/Kg dry	1		SW-846 8260C	7/15/13	7/15/13 14:09	MFF
sec-Butylbenzene	ND	0.0024	mg/Kg dry	1		SW-846 8260C	7/15/13	7/15/13 14:09	MFF
tert-Butylbenzene	ND	0.0024	mg/Kg dry	1		SW-846 8260C	7/15/13	7/15/13 14:09	MFF
Carbon Disulfide	ND	0.024	mg/Kg dry	1		SW-846 8260C	7/15/13	7/15/13 14:09	MFF
Carbon Tetrachloride	ND	0.0024	mg/Kg dry	1		SW-846 8260C	7/15/13	7/15/13 14:09	MFF
Chlorobenzene	ND	0.0024	mg/Kg dry	1		SW-846 8260C	7/15/13	7/15/13 14:09	MFF
Chlorodibromomethane	ND	0.0049	mg/Kg dry	1		SW-846 8260C	7/15/13	7/15/13 14:09	MFF
Chloroethane	ND	0.024	mg/Kg dry	1		SW-846 8260C	7/15/13	7/15/13 14:09	MFF
Chloroform	ND	0.0049	mg/Kg dry	1		SW-846 8260C	7/15/13	7/15/13 14:09	MFF
Chloromethane	ND	0.012	mg/Kg dry	1		SW-846 8260C	7/15/13	7/15/13 14:09	MFF
2-Chlorotoluene	ND	0.0024	mg/Kg dry	1		SW-846 8260C	7/15/13	7/15/13 14:09	MFF
4-Chlorotoluene	ND	0.0024	mg/Kg dry	1		SW-846 8260C	7/15/13	7/15/13 14:09	MFF
1,2-Dibromo-3-chloropropane (DBCP)	ND	0.0024	mg/Kg dry	1	V-16	SW-846 8260C	7/15/13	7/15/13 14:09	MFF
1,2-Dibromoethane (EDB)	ND	0.0012	mg/Kg dry	1		SW-846 8260C	7/15/13	7/15/13 14:09	MFF
Dibromomethane	ND	0.0024	mg/Kg dry	1		SW-846 8260C	7/15/13	7/15/13 14:09	MFF
1,2-Dichlorobenzene	ND	0.0024	mg/Kg dry	1		SW-846 8260C	7/15/13	7/15/13 14:09	MFF
1,3-Dichlorobenzene	ND	0.0024	mg/Kg dry	1		SW-846 8260C	7/15/13	7/15/13 14:09	MFF
1,4-Dichlorobenzene	ND	0.0024	mg/Kg dry	1		SW-846 8260C	7/15/13	7/15/13 14:09	MFF
trans-1,4-Dichloro-2-butene	ND	0.0049	mg/Kg dry	1		SW-846 8260C	7/15/13	7/15/13 14:09	MFF
Dichlorodifluoromethane (Freon 12)	ND	0.024	mg/Kg dry	1		SW-846 8260C	7/15/13	7/15/13 14:09	MFF
1,1-Dichloroethane	ND	0.0024	mg/Kg dry	1		SW-846 8260C	7/15/13	7/15/13 14:09	MFF
1,2-Dichloroethane	ND	0.0024	mg/Kg dry	1		SW-846 8260C	7/15/13	7/15/13 14:09	MFF
1,1-Dichloroethylene	ND	0.0049	mg/Kg dry	1		SW-846 8260C	7/15/13	7/15/13 14:09	MFF
cis-1,2-Dichloroethylene	ND	0.0024	mg/Kg dry	1		SW-846 8260C	7/15/13	7/15/13 14:09	MFF
trans-1,2-Dichloroethylene	ND	0.0024	mg/Kg dry	1		SW-846 8260C	7/15/13	7/15/13 14:09	MFF
1,2-Dichloropropane	ND	0.0024	mg/Kg dry	1		SW-846 8260C	7/15/13	7/15/13 14:09	MFF
1,3-Dichloropropane	ND	0.0012	mg/Kg dry	1		SW-846 8260C	7/15/13	7/15/13 14:09	MFF
2,2-Dichloropropane	ND	0.0024	mg/Kg dry	1		SW-846 8260C	7/15/13	7/15/13 14:09	MFF
1,1-Dichloropropene	ND	0.0024	mg/Kg dry	1		SW-846 8260C	7/15/13	7/15/13 14:09	MFF
cis-1,3-Dichloropropene	ND	0.0012	mg/Kg dry	1		SW-846 8260C	7/15/13	7/15/13 14:09	MFF
trans-1,3-Dichloropropene	ND	0.0012	mg/Kg dry	1		SW-846 8260C	7/15/13	7/15/13 14:09	MFF
Ethylbenzene	ND	0.0024	mg/Kg dry	1		SW-846 8260C	7/15/13	7/15/13 14:09	MFF
Hexachlorobutadiene	ND	0.0024	mg/Kg dry	1		SW-846 8260C	7/15/13	7/15/13 14:09	MFF
2-Hexanone (MBK)	ND	0.049	mg/Kg dry	1		SW-846 8260C	7/15/13	7/15/13 14:09	MFF
Isopropylbenzene (Cumene)	ND	0.0024	mg/Kg dry	1		SW-846 8260C	7/15/13	7/15/13 14:09	MFF
p-Isopropyltoluene (p-Cymene)	ND	0.0024	mg/Kg dry	1		SW-846 8260C	7/15/13	7/15/13 14:09	MFF

con-test® ANALYTICAL LABORATORY

39 Spruce Street * East Longmeadow, MA 01028 * FAX 413/525-6405 * TEL. 413/525-2332

Project Location: 25 Skinner Street, East Hampton, Sample Description: Work Order: 13G0469

Date Received: 7/11/2013

Field Sample #: SS-D Sampled: 7/11/2013 11:10

Sample ID: 13G0469-08

Sample Matrix: Soil

Volatile Organic Compounds by GC/MS

Analyte	Results	RL	Units	Dilution	Flag	Method	Date Prepared	Date/Time Analyzed	Analyst
Methyl tert-Butyl Ether (MTBE)	ND	0.0049	mg/Kg dry	1		SW-846 8260C	7/15/13	7/15/13 14:09	MFF
Methylene Chloride	ND	0.024	mg/Kg dry	1		SW-846 8260C	7/15/13	7/15/13 14:09	MFF
4-Methyl-2-pentanone (MIBK)	ND	0.049	mg/Kg dry	1		SW-846 8260C	7/15/13	7/15/13 14:09	MFF
Naphthalene	ND	0.0049	mg/Kg dry	1		SW-846 8260C	7/15/13	7/15/13 14:09	MFF
n-Propylbenzene	ND	0.0024	mg/Kg dry	1		SW-846 8260C	7/15/13	7/15/13 14:09	MFF
Styrene	ND	0.0024	mg/Kg dry	1		SW-846 8260C	7/15/13	7/15/13 14:09	MFF
1,1,1,2-Tetrachloroethane	ND	0.0024	mg/Kg dry	1		SW-846 8260C	7/15/13	7/15/13 14:09	MFF
1,1,2,2-Tetrachloroethane	ND	0.0012	mg/Kg dry	1		SW-846 8260C	7/15/13	7/15/13 14:09	MFF
Tetrachloroethylene	ND	0.0024	mg/Kg dry	1		SW-846 8260C	7/15/13	7/15/13 14:09	MFF
Tetrahydrofuran	ND	0.012	mg/Kg dry	1	V-16	SW-846 8260C	7/15/13	7/15/13 14:09	MFF
Toluene	ND	0.0024	mg/Kg dry	1		SW-846 8260C	7/15/13	7/15/13 14:09	MFF
1,2,3-Trichlorobenzene	ND	0.0024	mg/Kg dry	1		SW-846 8260C	7/15/13	7/15/13 14:09	MFF
1,2,4-Trichlorobenzene	ND	0.0024	mg/Kg dry	1		SW-846 8260C	7/15/13	7/15/13 14:09	MFF
1,1,1-Trichloroethane	ND	0.0024	mg/Kg dry	1		SW-846 8260C	7/15/13	7/15/13 14:09	MFF
1,1,2-Trichloroethane	ND	0.0024	mg/Kg dry	1		SW-846 8260C	7/15/13	7/15/13 14:09	MFF
Trichloroethylene	ND	0.0024	mg/Kg dry	1		SW-846 8260C	7/15/13	7/15/13 14:09	MFF
Trichlorofluoromethane (Freon 11)	ND	0.012	mg/Kg dry	1		SW-846 8260C	7/15/13	7/15/13 14:09	MFF
1,2,3-Trichloropropane	ND	0.0024	mg/Kg dry	1		SW-846 8260C	7/15/13	7/15/13 14:09	MFF
1,1,2-Trichloro-1,2,2-trifluoroethane (Freon 113)	ND	0.012	mg/Kg dry	1		SW-846 8260C	7/15/13	7/15/13 14:09	MFF
1,2,4-Trimethylbenzene	ND	0.0024	mg/Kg dry	1		SW-846 8260C	7/15/13	7/15/13 14:09	MFF
1,3,5-Trimethylbenzene	ND	0.0024	mg/Kg dry	1		SW-846 8260C	7/15/13	7/15/13 14:09	MFF
Vinyl Chloride	ND	0.012	mg/Kg dry	1		SW-846 8260C	7/15/13	7/15/13 14:09	MFF
m+p Xylene	ND	0.0049	mg/Kg dry	1		SW-846 8260C	7/15/13	7/15/13 14:09	MFF
o-Xylene	ND	0.0024	mg/Kg dry	1		SW-846 8260C	7/15/13	7/15/13 14:09	MFF

Surrogates	% Recovery	Recovery Limits	Flag	
1,2-Dichloroethane-d4	90.8	70-130		7/15/13 14:09
Toluene-d8	92.5	70-130		7/15/13 14:09
4-Bromofluorobenzene	85.6	70-130		7/15/13 14:09

con-test® ANALYTICAL LABORATORY

39 Spruce Street * East Longmeadow, MA 01028 * FAX 413/525-6405 * TEL. 413/525-2332

Project Location: 25 Skinner Street, East Hampton, Sample Description: Work Order: 13G0469

Date Received: 7/11/2013

Field Sample #: SS-D Sampled: 7/11/2013 11:10

Sample ID: 13G0469-08

Sample Matrix: Soil

Semivolatile Organic Compounds by GC/MS

Analyte	Results	RL	Units	Dilution	Flag	Method	Date Prepared	Date/Time Analyzed	Analyst
Acenaphthene	ND	0.25	mg/Kg dry	1		SW-846 8270D	7/16/13	7/18/13 16:18	CMR
Acenaphthylene	ND	0.25	mg/Kg dry	1		SW-846 8270D	7/16/13	7/18/13 16:18	CMR
Anthracene	ND	0.25	mg/Kg dry	1		SW-846 8270D	7/16/13	7/18/13 16:18	CMR
Benzo(a)anthracene	1.4	0.25	mg/Kg dry	1		SW-846 8270D	7/16/13	7/18/13 16:18	CMR
Benzo(a)pyrene	1.5	0.25	mg/Kg dry	1		SW-846 8270D	7/16/13	7/18/13 16:18	CMR
Benzo(b)fluoranthene	2.1	0.25	mg/Kg dry	1		SW-846 8270D	7/16/13	7/18/13 16:18	CMR
Benzo(g,h,i)perylene	0.79	0.25	mg/Kg dry	1		SW-846 8270D	7/16/13	7/18/13 16:18	CMR
Benzo(k)fluoranthene	0.87	0.25	mg/Kg dry	1		SW-846 8270D	7/16/13	7/18/13 16:18	CMR
Chrysene	1.5	0.25	mg/Kg dry	1		SW-846 8270D	7/16/13	7/18/13 16:18	CMR
Dibenz(a,h)anthracene	ND	0.25	mg/Kg dry	1		SW-846 8270D	7/16/13	7/18/13 16:18	CMR
Fluoranthene	3.1	0.25	mg/Kg dry	1		SW-846 8270D	7/16/13	7/18/13 16:18	CMR
Fluorene	ND	0.25	mg/Kg dry	1		SW-846 8270D	7/16/13	7/18/13 16:18	CMR
Indeno(1,2,3-cd)pyrene	1.0	0.25	mg/Kg dry	1		SW-846 8270D	7/16/13	7/18/13 16:18	CMR
2-Methylnaphthalene	ND	0.25	mg/Kg dry	1		SW-846 8270D	7/16/13	7/18/13 16:18	CMR
Naphthalene	ND	0.25	mg/Kg dry	1		SW-846 8270D	7/16/13	7/18/13 16:18	CMR
Phenanthrene	1.3	0.25	mg/Kg dry	1		SW-846 8270D	7/16/13	7/18/13 16:18	CMR
Pyrene	2.6	0.25	mg/Kg dry	1		SW-846 8270D	7/16/13	7/18/13 16:18	CMR

Surrogates	% Recovery	Recovery Limits	Flag	
Nitrobenzene-d5	43.2	30-130		7/18/13 16:18
2-Fluorobiphenyl	55.8	30-130		7/18/13 16:18
p-Terphenyl-d14	57.8	30-130		7/18/13 16:18

39 Spruce Street * East Longmeadow, MA 01028 * FAX 413/525-6405 * TEL. 413/525-2332

Project Location: 25 Skinner Street, East Hampton, Sample Description: Work Order: 13G0469

Date Received: 7/11/2013

Field Sample #: SS-D Sampled: 7/11/2013 11:10

Sample ID: 13G0469-08

Sample Matrix: Soil

Polychlorinated Biphenyls By GC/ECD

Analyte	Results	RL	Units	Dilution	Flag	Method	Date Prepared	Date/Time Analyzed	Analyst
Aroclor-1016 [1]	ND	0.14	mg/Kg dry	5		SW-846 8082A	7/15/13	7/16/13 21:04	MJC
Aroclor-1221 [1]	ND	0.14	mg/Kg dry	5		SW-846 8082A	7/15/13	7/16/13 21:04	MJC
Aroclor-1232 [1]	ND	0.14	mg/Kg dry	5		SW-846 8082A	7/15/13	7/16/13 21:04	MJC
Aroclor-1242 [1]	ND	0.14	mg/Kg dry	5		SW-846 8082A	7/15/13	7/16/13 21:04	MJC
Aroclor-1248 [1]	ND	0.14	mg/Kg dry	5		SW-846 8082A	7/15/13	7/16/13 21:04	MJC
Aroclor-1254 [1]	ND	0.14	mg/Kg dry	5		SW-846 8082A	7/15/13	7/16/13 21:04	MJC
Aroclor-1260 [1]	ND	0.14	mg/Kg dry	5		SW-846 8082A	7/15/13	7/16/13 21:04	MJC
Aroclor-1262 [1]	ND	0.14	mg/Kg dry	5		SW-846 8082A	7/15/13	7/16/13 21:04	MJC
Aroclor-1268 [1]	ND	0.14	mg/Kg dry	5		SW-846 8082A	7/15/13	7/16/13 21:04	MJC

Surrogates	% Recovery	Recovery Limits	Flag	
Decachlorobiphenyl [1]	71.7	30-150		7/16/13 21:04
Decachlorobiphenyl [2]	68.2	30-150		7/16/13 21:04
Tetrachloro-m-xylene [1]	74.5	30-150		7/16/13 21:04
Tetrachloro-m-xylene [2]	70.5	30-150		7/16/13 21:04

39 Spruce Street * East Longmeadow, MA 01028 * FAX 413/525-6405 * TEL. 413/525-2332

Project Location: 25 Skinner Street, East Hampton, Sample Description: Work Order: 13G0469

Date Received: 7/11/2013

Field Sample #: SS-D Sampled: 7/11/2013 11:10

Sample ID: 13G0469-08

Sample Matrix: Soil

Petroleum Hydrocarbons Analyses

Analyte	Results	RL	Units	Dilution	Flag	Method	Date Prepared	Date/Time Analyzed	Analyst
CT ETPH	760	150	mg/Kg dry	10		CTDEP ETPH	7/15/13	7/18/13 1:53	SCS

Surrogates	% Recovery	Recovery Limits	Flag	
o-Terphenyl	61.5	50-150		7/18/13 1:53

39 Spruce Street * East Longmeadow, MA 01028 * FAX 413/525-6405 * TEL. 413/525-2332

Project Location: 25 Skinner Street, East Hampton, Sample Description: Work Order: 13G0469

Date Received: 7/11/2013

Field Sample #: SS-D Sampled: 7/11/2013 11:10

Sample ID: 13G0469-08

Sample Matrix: Soil

Metals Analyses (Total)

Analyte	Results	RL	Units	Dilution	Flag	Method	Date Prepared	Date/Time Analyzed	Analyst
Antimony	ND	3.5	mg/Kg dry	1		SW-846 6010C	7/12/13	7/15/13 18:16	KSH
Arsenic	ND	3.5	mg/Kg dry	1		SW-846 6010C	7/12/13	7/15/13 18:16	KSH
Beryllium	0.52	0.35	mg/Kg dry	1		SW-846 6010C	7/12/13	7/15/13 14:01	KSH
Cadmium	ND	0.35	mg/Kg dry	1		SW-846 6010C	7/12/13	7/15/13 14:01	KSH
Chromium	19	0.69	mg/Kg dry	1		SW-846 6010C	7/12/13	7/15/13 14:01	KSH
Copper	150	0.69	mg/Kg dry	1	Z-01	SW-846 6010C	7/12/13	7/15/13 14:01	KSH
Lead	72	1.0	mg/Kg dry	1		SW-846 6010C	7/12/13	7/15/13 14:01	KSH
Mercury	0.051	0.037	mg/Kg dry	1		SW-846 7471B	7/15/13	7/16/13 13:53	SAJ
Nickel	13	0.69	mg/Kg dry	1		SW-846 6010C	7/12/13	7/15/13 14:01	KSH
Selenium	ND	6.9	mg/Kg dry	1		SW-846 6010C	7/12/13	7/15/13 18:16	KSH
Silver	ND	0.69	mg/Kg dry	1		SW-846 6010C	7/12/13	7/15/13 14:01	KSH
Thallium	ND	3.5	mg/Kg dry	1		SW-846 6010C	7/12/13	7/15/13 14:01	KSH
Zinc	180	1.4	mg/Kg dry	1		SW-846 6010C	7/12/13	7/15/13 14:01	KSH

39 Spruce Street * East Longmeadow, MA 01028 * FAX 413/525-6405 * TEL. 413/525-2332

Project Location: 25 Skinner Street, East Hampton, Sample Description: Work Order: 13G0469

Date Received: 7/11/2013

Field Sample #: SS-D Sampled: 7/11/2013 11:10

Sample ID: 13G0469-08

Sample Matrix: Soil

Conventional Chemistry Parameters by EPA/APHA/SW-846 Methods (Total)

Analyte	Results	RL	Units	Dilution	Flag	Method	Date Prepared	Date/Time Analyzed	Analyst
% Solids	66.7		% Wt	1		SM 2540G	7/12/13	7/12/13 13:22	MLA

39 Spruce Street * East Longmeadow, MA 01028 * FAX 413/525-6405 * TEL. 413/525-2332

Project Location: 25 Skinner Street, East Hampton, Sample Description: Work Order: 13G0469

Date Received: 7/11/2013

Field Sample #: SS-D Sampled: 7/11/2013 11:10

Sample ID: 13G0469-08

Sample Matrix: Soil

SPLP - Metals Analyses

Analyte	Results	RL	Units	Dilution	Flag	Method	Date Prepared	Date/Time Analyzed	Analyst
Antimony	ND	5.0	µg/L	5		SW-846 6020A	7/16/13	7/17/13 17:25	KSH
Arsenic	ND	2.0	µg/L	5		SW-846 6020A	7/16/13	7/17/13 17:25	KSH
Beryllium	ND	2.0	µg/L	5		SW-846 6020A	7/16/13	7/17/13 17:25	KSH
Cadmium	ND	2.5	µg/L	5		SW-846 6020A	7/16/13	7/17/13 17:25	KSH
Chromium	ND	5.0	µg/L	5		SW-846 6020A	7/16/13	7/17/13 17:25	KSH
Copper	33	25	µg/L	5		SW-846 6020A	7/16/13	7/17/13 17:25	KSH
Lead	8.0	5.0	µg/L	5		SW-846 6020A	7/16/13	7/17/13 17:25	KSH
Mercury	ND	0.00010	mg/L	1		SW-846 7470A	7/16/13	7/16/13 13:11	SAJ
Nickel	ND	25	µg/L	5		SW-846 6020A	7/16/13	7/17/13 17:25	KSH
Selenium	ND	25	µg/L	5		SW-846 6020A	7/16/13	7/17/13 17:25	KSH
Silver	ND	2.5	µg/L	5		SW-846 6020A	7/16/13	7/17/13 17:25	KSH
Thallium	ND	1.0	µg/L	5		SW-846 6020A	7/16/13	7/17/13 17:25	KSH
Zinc	ND	50	µg/L	5		SW-846 6020A	7/16/13	7/17/13 17:25	KSH

39 Spruce Street * East Longmeadow, MA 01028 * FAX 413/525-6405 * TEL. 413/525-2332

Project Location: 25 Skinner Street, East Hampton, Sample Description: Work Order: 13G0469

Date Received: 7/11/2013

Field Sample #: SS-E Sampled: 7/11/2013 11:20

Sample ID: 13G0469-09

Sample Matrix: Soil

Polychlorinated Biphenyls By GC/ECD

Analyte	Results	RL	Units	Dilution	Flag	Method	Date Prepared	Date/Time Analyzed	Analyst
Aroclor-1016 [1]	ND	0.11	mg/Kg dry	5		SW-846 8082A	7/15/13	7/16/13 21:17	MJC
Aroclor-1221 [1]	ND	0.11	mg/Kg dry	5		SW-846 8082A	7/15/13	7/16/13 21:17	MJC
Aroclor-1232 [1]	ND	0.11	mg/Kg dry	5		SW-846 8082A	7/15/13	7/16/13 21:17	MJC
Aroclor-1242 [1]	ND	0.11	mg/Kg dry	5		SW-846 8082A	7/15/13	7/16/13 21:17	MJC
Aroclor-1248 [1]	ND	0.11	mg/Kg dry	5		SW-846 8082A	7/15/13	7/16/13 21:17	MJC
Aroclor-1254 [1]	ND	0.11	mg/Kg dry	5		SW-846 8082A	7/15/13	7/16/13 21:17	MJC
Aroclor-1260 [1]	ND	0.11	mg/Kg dry	5		SW-846 8082A	7/15/13	7/16/13 21:17	MJC
Aroclor-1262 [1]	ND	0.11	mg/Kg dry	5		SW-846 8082A	7/15/13	7/16/13 21:17	MJC
Aroclor-1268 [1]	ND	0.11	mg/Kg dry	5		SW-846 8082A	7/15/13	7/16/13 21:17	MJC

Surrogates	% Recovery	Recovery Limits	Flag	
Decachlorobiphenyl [1]	69.5	30-150		7/16/13 21:17
Decachlorobiphenyl [2]	66.6	30-150		7/16/13 21:17
Tetrachloro-m-xylene [1]	70.8	30-150		7/16/13 21:17
Tetrachloro-m-xylene [2]	67.4	30-150		7/16/13 21:17

39 Spruce Street * East Longmeadow, MA 01028 * FAX 413/525-6405 * TEL. 413/525-2332

Project Location: 25 Skinner Street, East Hampton, Sample Description: Work Order: 13G0469

Date Received: 7/11/2013

Field Sample #: SS-E Sampled: 7/11/2013 11:20

Sample ID: 13G0469-09

Sample Matrix: Soil

Conventional Chemistry Parameters by EPA/APHA/SW-846 Methods (Total)

Analyte	Results	RL	Units	Dilution	Flag	Method	Date Prepared	Date/Time Analyzed	Analyst
% Solids	87.3		% Wt	1		SM 2540G	7/12/13	7/12/13 13:22	MLA

39 Spruce Street * East Longmeadow, MA 01028 * FAX 413/525-6405 * TEL. 413/525-2332

Project Location: 25 Skinner Street, East Hampton, Sample Description: Work Order: 13G0469

Date Received: 7/11/2013

Field Sample #: SS-F Sampled: 7/11/2013 11:25

Sample ID: 13G0469-10

Sample Matrix: Soil

Polychlorinated Biphenyls By GC/ECD

Analyte	Results	RL	Units	Dilution	Flag	Method	Date Prepared	Date/Time Analyzed	Analyst
Aroclor-1016 [1]	ND	0.12	mg/Kg dry	5		SW-846 8082A	7/15/13	7/16/13 21:29	MJC
Aroclor-1221 [1]	ND	0.12	mg/Kg dry	5		SW-846 8082A	7/15/13	7/16/13 21:29	MJC
Aroclor-1232 [1]	ND	0.12	mg/Kg dry	5		SW-846 8082A	7/15/13	7/16/13 21:29	MJC
Aroclor-1242 [1]	ND	0.12	mg/Kg dry	5		SW-846 8082A	7/15/13	7/16/13 21:29	MJC
Aroclor-1248 [1]	ND	0.12	mg/Kg dry	5		SW-846 8082A	7/15/13	7/16/13 21:29	MJC
Aroclor-1254 [1]	ND	0.12	mg/Kg dry	5		SW-846 8082A	7/15/13	7/16/13 21:29	MJC
Aroclor-1260 [1]	ND	0.12	mg/Kg dry	5		SW-846 8082A	7/15/13	7/16/13 21:29	MJC
Aroclor-1262 [1]	ND	0.12	mg/Kg dry	5		SW-846 8082A	7/15/13	7/16/13 21:29	MJC
Aroclor-1268 [1]	ND	0.12	mg/Kg dry	5		SW-846 8082A	7/15/13	7/16/13 21:29	MJC

Surrogates	% Recovery	Recovery Limits	Flag	
Decachlorobiphenyl [1]	78.1	30-150		7/16/13 21:29
Decachlorobiphenyl [2]	73.4	30-150		7/16/13 21:29
Tetrachloro-m-xylene [1]	78.9	30-150		7/16/13 21:29
Tetrachloro-m-xylene [2]	75.0	30-150		7/16/13 21:29

39 Spruce Street * East Longmeadow, MA 01028 * FAX 413/525-6405 * TEL. 413/525-2332

Project Location: 25 Skinner Street, East Hampton, Sample Description: Work Order: 13G0469

Date Received: 7/11/2013

Field Sample #: SS-F Sampled: 7/11/2013 11:25

Sample ID: 13G0469-10

Sample Matrix: Soil

Petroleum Hydrocarbons Analyses

Analyte	Results	RL	Units	Dilution	Flag	Method	Date Prepared	Date/Time Analyzed	Analyst
CT ETPH	550	130	mg/Kg dry	10		CTDEP ETPH	7/15/13	7/18/13 2:14	SCS

Surrogates	% Recovery	Recovery Limits	Flag		
o-Terphenyl	78.0	50-150			7/18/13 2:14

39 Spruce Street * East Longmeadow, MA 01028 * FAX 413/525-6405 * TEL. 413/525-2332

Project Location: 25 Skinner Street, East Hampton, Sample Description: Work Order: 13G0469

Date Received: 7/11/2013

Field Sample #: SS-F Sampled: 7/11/2013 11:25

Sample ID: 13G0469-10

Sample Matrix: Soil

Conventional Chemistry Parameters by EPA/APHA/SW-846 Methods (Total)

Analyte	Results	RL	Units	Dilution	Flag	Method	Date Prepared	Date/Time Analyzed	Analyst
% Solids	78.9		% Wt	1		SM 2540G	7/12/13	7/12/13 13:13	MLA

con-test® ANALYTICAL LABORATORY

39 Spruce Street * East Longmeadow, MA 01028 * FAX 413/525-6405 * TEL. 413/525-2332

Sample Extraction Data

Prep Method: SW-846 3546-CTDEP ETPH

Lab Number [Field ID]	Batch	Initial [g]	Final [mL]	Date
13G0469-01 [AST-3]	B076765	30.2	1.00	07/15/13
13G0469-02 [FD-4]	B076765	30.4	1.00	07/15/13
13G0469-03 [B-206, 2']	B076765	30.6	1.00	07/15/13
13G0469-04 [B-206, 4']	B076765	30.4	1.00	07/15/13
13G0469-05 [SS-A]	B076765	30.0	1.00	07/15/13
13G0469-06 [SS-B]	B076765	30.0	2.00	07/15/13
13G0469-07 [SS-C]	B076765	30.4	1.00	07/15/13
13G0469-08 [SS-D]	B076765	30.4	1.00	07/15/13
13G0469-10 [SS-F]	B076765	30.1	1.00	07/15/13

Prep Method: % Solids-SM 2540G

Lab Number [Field ID]	Batch	Date
13G0469-01 [AST-3]	B076624	07/12/13
13G0469-02 [FD-4]	B076624	07/12/13
13G0469-03 [B-206, 2']	B076624	07/12/13
13G0469-04 [B-206, 4']	B076624	07/12/13
13G0469-05 [SS-A]	B076624	07/12/13
13G0469-06 [SS-B]	B076624	07/12/13
13G0469-07 [SS-C]	B076624	07/12/13
13G0469-08 [SS-D]	B076624	07/12/13
13G0469-09 [SS-E]	B076624	07/12/13
13G0469-10 [SS-F]	B076624	07/12/13

Prep Method: SW-846 3050B-SW-846 6010C

Lab Number [Field ID]	Batch	Initial [g]	Final [mL]	Date
13G0469-01 [AST-3]	B076602	1.08	50.0	07/12/13
13G0469-02 [FD-4]	B076602	1.08	50.0	07/12/13
13G0469-03 [B-206, 2']	B076602	1.08	50.0	07/12/13
13G0469-04 [B-206, 4']	B076602	1.00	50.0	07/12/13
13G0469-05 [SS-A]	B076602	1.02	50.0	07/12/13
13G0469-06 [SS-B]	B076602	1.02	50.0	07/12/13
13G0469-07 [SS-C]	B076602	1.02	50.0	07/12/13
13G0469-08 [SS-D]	B076602	1.09	50.0	07/12/13

Prep Method: SW-846 3010A-SW-846 6020A **Leachates were extracted on 7/15/2013 per SW-846 1312 in Batch B076735**

Lab Number [Field ID]	Batch	Initial [mL]	Final [mL]	Date
13G0469-01 [AST-3]	B076790	50.0	50.0	07/16/13
13G0469-02 [FD-4]	B076790	50.0	50.0	07/16/13
13G0469-03 [B-206, 2']	B076790	50.0	50.0	07/16/13
13G0469-04 [B-206, 4']	B076790	50.0	50.0	07/16/13
13G0469-05 [SS-A]	B076790	50.0	50.0	07/16/13
13G0469-06 [SS-B]	B076790	50.0	50.0	07/16/13
13G0469-07 [SS-C]	B076790	50.0	50.0	07/16/13
13G0469-08 [SS-D]	B076790	50.0	50.0	07/16/13

con-test® ANALYTICAL LABORATORY

39 Spruce Street * East Longmeadow, MA 01028 * FAX 413/525-6405 * TEL. 413/525-2332

Sample Extraction Data

SW-846 7196A

Lab Number [Field ID]	Batch	Initial [g]	Final [mL]	Date
13G0469-03 [B-206, 2']	B076763	2.59	100	07/16/13
13G0469-04 [B-206, 4']	B076763	2.55	100	07/16/13

SW-846 7196A **Leachates were extracted on 7/15/2013 per SW-846 1312 in Batch B076735**

Lab Number [Field ID]	Batch	Initial [mL]	Final [mL]	Date
13G0469-03 [B-206, 2']	B076996	50.0	50.0	07/18/13
13G0469-04 [B-206, 4']	B076996	50.0	50.0	07/18/13

Prep Method: SW-846 7470A Prep-SW-846 7470A **Leachates were extracted on 7/15/2013 per SW-846 1312 in Batch B076735**

Lab Number [Field ID]	Batch	Initial [mL]	Final [mL]	Date
13G0469-01 [AST-3]	B076788	6.00	6.00	07/16/13
13G0469-02 [FD-4]	B076788	6.00	6.00	07/16/13
13G0469-03 [B-206, 2']	B076788	6.00	6.00	07/16/13
13G0469-04 [B-206, 4']	B076788	6.00	6.00	07/16/13
13G0469-05 [SS-A]	B076788	6.00	6.00	07/16/13
13G0469-06 [SS-B]	B076788	6.00	6.00	07/16/13
13G0469-07 [SS-C]	B076788	6.00	6.00	07/16/13
13G0469-08 [SS-D]	B076788	6.00	6.00	07/16/13

Prep Method: SW-846 7471-SW-846 7471B

Lab Number [Field ID]	Batch	Initial [g]	Final [mL]	Date
13G0469-01 [AST-3]	B076715	0.610	50.0	07/15/13
13G0469-02 [FD-4]	B076715	0.600	50.0	07/15/13
13G0469-03 [B-206, 2']	B076715	0.605	50.0	07/15/13
13G0469-04 [B-206, 4']	B076715	0.606	50.0	07/15/13
13G0469-05 [SS-A]	B076715	0.605	50.0	07/15/13
13G0469-06 [SS-B]	B076715	0.606	50.0	07/15/13
13G0469-07 [SS-C]	B076715	0.605	50.0	07/15/13
13G0469-08 [SS-D]	B076715	0.603	50.0	07/15/13

Prep Method: SW-846 3546-SW-846 8082A

Lab Number [Field ID]	Batch	Initial [g]	Final [mL]	Date
13G0469-05 [SS-A]	B076766	10.3	10.0	07/15/13
13G0469-06 [SS-B]	B076766	10.0	10.0	07/15/13
13G0469-07 [SS-C]	B076766	10.2	10.0	07/15/13
13G0469-08 [SS-D]	B076766	10.4	10.0	07/15/13
13G0469-09 [SS-E]	B076766	10.3	10.0	07/15/13
13G0469-10 [SS-F]	B076766	10.4	10.0	07/15/13

Prep Method: SW-846 5035-SW-846 8260C

Lab Number [Field ID]	Batch	Initial [g]	Final [mL]	Date
13G0469-02 [FD-4]	B076749	7.22	10.0	07/15/13
13G0469-03 [B-206, 2']	B076749	6.92	10.0	07/15/13
13G0469-04 [B-206, 4']	B076749	6.95	10.0	07/15/13

39 Spruce Street * East Longmeadow, MA 01028 * FAX 413/525-6405 * TEL. 413/525-2332

Sample Extraction Data

Prep Method: SW-846 5035-SW-846 8260C

Lab Number [Field ID]	Batch	Initial [g]	Final [mL]	Date
13G0469-06 [SS-B]	B076749	5.51	10.0	07/15/13
13G0469-08 [SS-D]	B076749	6.15	10.0	07/15/13

Prep Method: SW-846 5035-SW-846 8260C

Lab Number [Field ID]	Batch	Initial [g]	Final [mL]	Date
13G0469-06RE1 [SS-B]	B076800	4.85	10.0	07/15/13
13G0469-07 [SS-C]	B076800	7.25	10.0	07/15/13

Prep Method: SW-846 5035-SW-846 8260C

Lab Number [Field ID]	Batch	Initial [g]	Final [mL]	Date
13G0469-05 [SS-A]	B076911	5.60	10.0	07/17/13

Prep Method: SW-846 3546-SW-846 8270D

Lab Number [Field ID]	Batch	Initial [g]	Final [mL]	Date
13G0469-01 [AST-3]	B076851	30.2	1.00	07/16/13
13G0469-02 [FD-4]	B076851	30.2	1.00	07/16/13
13G0469-03 [B-206, 2']	B076851	30.3	1.00	07/16/13
13G0469-04 [B-206, 4']	B076851	30.4	1.00	07/16/13
13G0469-05 [SS-A]	B076851	30.4	1.00	07/16/13
13G0469-06 [SS-B]	B076851	30.0	2.00	07/16/13
13G0469-07 [SS-C]	B076851	30.3	1.00	07/16/13
13G0469-07RE1 [SS-C]	B076851	30.3	1.00	07/16/13
13G0469-08 [SS-D]	B076851	30.3	1.00	07/16/13

con-test® ANALYTICAL LABORATORY

39 Spruce Street * East Longmeadow, MA 01028 * FAX 413/525-6405 * TEL. 413/525-2332

QUALITY CONTROL

Volatile Organic Compounds by GC/MS - Quality Control

Analyte	Result	Reporting Limit	Units	Spike Level	Source Result	%REC	%REC Limits	RPD	RPD Limit	Notes
Batch B076749 - SW-846 5035										
Blank (B076749-BLK1)				Prepared & Analyzed: 07/15/13						
Acetone	ND	0.10	mg/Kg wet							
Acrylonitrile	ND	0.0060	mg/Kg wet							V-16
Benzene	ND	0.0020	mg/Kg wet							
Bromobenzene	ND	0.0020	mg/Kg wet							
Bromodichloromethane	ND	0.0020	mg/Kg wet							
Bromoform	ND	0.0020	mg/Kg wet							
Bromomethane	ND	0.010	mg/Kg wet							
2-Butanone (MEK)	ND	0.040	mg/Kg wet							
n-Butylbenzene	ND	0.0020	mg/Kg wet							
sec-Butylbenzene	ND	0.0020	mg/Kg wet							
tert-Butylbenzene	ND	0.0020	mg/Kg wet							
Carbon Disulfide	ND	0.020	mg/Kg wet							
Carbon Tetrachloride	ND	0.0020	mg/Kg wet							
Chlorobenzene	ND	0.0020	mg/Kg wet							
Chlorodibromomethane	ND	0.0040	mg/Kg wet							
Chloroethane	ND	0.020	mg/Kg wet							
Chloroform	ND	0.0040	mg/Kg wet							
Chloromethane	ND	0.010	mg/Kg wet							
2-Chlorotoluene	ND	0.0020	mg/Kg wet							
4-Chlorotoluene	ND	0.0020	mg/Kg wet							
1,2-Dibromo-3-chloropropane (DBCP)	ND	0.0020	mg/Kg wet							V-16
1,2-Dibromoethane (EDB)	ND	0.0010	mg/Kg wet							
Dibromomethane	ND	0.0020	mg/Kg wet							
1,2-Dichlorobenzene	ND	0.0020	mg/Kg wet							
1,3-Dichlorobenzene	ND	0.0020	mg/Kg wet							
1,4-Dichlorobenzene	ND	0.0020	mg/Kg wet							
trans-1,4-Dichloro-2-butene	ND	0.0040	mg/Kg wet							
Dichlorodifluoromethane (Freon 12)	ND	0.020	mg/Kg wet							
1,1-Dichloroethane	ND	0.0020	mg/Kg wet							
1,2-Dichloroethane	ND	0.0020	mg/Kg wet							
1,1-Dichloroethylene	ND	0.0040	mg/Kg wet							
cis-1,2-Dichloroethylene	ND	0.0020	mg/Kg wet							
trans-1,2-Dichloroethylene	ND	0.0020	mg/Kg wet							
1,2-Dichloropropane	ND	0.0020	mg/Kg wet							
1,3-Dichloropropane	ND	0.0010	mg/Kg wet							
2,2-Dichloropropane	ND	0.0020	mg/Kg wet							
1,1-Dichloropropene	ND	0.0020	mg/Kg wet							
cis-1,3-Dichloropropene	ND	0.0010	mg/Kg wet							
trans-1,3-Dichloropropene	ND	0.0010	mg/Kg wet							
Ethylbenzene	ND	0.0020	mg/Kg wet							
Hexachlorobutadiene	ND	0.0020	mg/Kg wet							
2-Hexanone (MBK)	ND	0.040	mg/Kg wet							
Isopropylbenzene (Cumene)	ND	0.0020	mg/Kg wet							
p-Isopropyltoluene (p-Cymene)	ND	0.0020	mg/Kg wet							
Methyl tert-Butyl Ether (MTBE)	ND	0.0040	mg/Kg wet							
Methylene Chloride	ND	0.020	mg/Kg wet							
4-Methyl-2-pentanone (MIBK)	ND	0.040	mg/Kg wet							
Naphthalene	ND	0.0040	mg/Kg wet							
n-Propylbenzene	ND	0.0020	mg/Kg wet							
Styrene	ND	0.0020	mg/Kg wet							
1,1,1,2-Tetrachloroethane	ND	0.0020	mg/Kg wet							
1,1,2,2-Tetrachloroethane	ND	0.0010	mg/Kg wet							

con-test® ANALYTICAL LABORATORY

39 Spruce Street * East Longmeadow, MA 01028 * FAX 413/525-6405 * TEL. 413/525-2332

QUALITY CONTROL

Volatile Organic Compounds by GC/MS - Quality Control

Analyte	Result	Reporting Limit	Units	Spike Level	Source Result	%REC		%REC Limits	RPD	RPD Limit	Notes
Batch B076749 - SW-846 5035											
Blank (B076749-BLK1)				Prepared & Analyzed: 07/15/13							
Tetrachloroethylene	ND	0.0020	mg/Kg wet								
Tetrahydrofuran	ND	0.010	mg/Kg wet								V-16
Toluene	ND	0.0020	mg/Kg wet								
1,2,3-Trichlorobenzene	ND	0.0020	mg/Kg wet								
1,2,4-Trichlorobenzene	ND	0.0020	mg/Kg wet								
1,1,1-Trichloroethane	ND	0.0020	mg/Kg wet								
1,1,2-Trichloroethane	ND	0.0020	mg/Kg wet								
Trichloroethylene	ND	0.0020	mg/Kg wet								
Trichlorofluoromethane (Freon 11)	ND	0.010	mg/Kg wet								
1,2,3-Trichloropropane	ND	0.0020	mg/Kg wet								
1,1,2-Trichloro-1,2,2-trifluoroethane (Freon 113)	ND	0.010	mg/Kg wet								
1,2,4-Trimethylbenzene	ND	0.0020	mg/Kg wet								
1,3,5-Trimethylbenzene	ND	0.0020	mg/Kg wet								
Vinyl Chloride	ND	0.010	mg/Kg wet								
m+p Xylene	ND	0.0040	mg/Kg wet								
o-Xylene	ND	0.0020	mg/Kg wet								
Surrogate: 1,2-Dichloroethane-d4	*0.0495*		mg/Kg wet	0.0500		99.0		70-130			
Surrogate: Toluene-d8	*0.0505*		mg/Kg wet	0.0500		101		70-130			
Surrogate: 4-Bromofluorobenzene	*0.0485*		mg/Kg wet	0.0500		97.1		70-130			
LCS (B076749-BS1)				Prepared & Analyzed: 07/15/13							
Acetone	0.277	0.10	mg/Kg wet	0.200		**139**	*	70-130			L-05
Acrylonitrile	0.0163	0.0060	mg/Kg wet	0.0200		81.4		70-130			V-16
Benzene	0.0207	0.0020	mg/Kg wet	0.0200		103		70-130			
Bromobenzene	0.0193	0.0020	mg/Kg wet	0.0200		96.3		70-130			
Bromodichloromethane	0.0183	0.0020	mg/Kg wet	0.0200		91.3		70-130			
Bromoform	0.0173	0.0020	mg/Kg wet	0.0200		86.5		70-130			
Bromomethane	0.0431	0.010	mg/Kg wet	0.0200		**216**	*	70-130			L-01, V-20
2-Butanone (MEK)	0.196	0.040	mg/Kg wet	0.200		98.0		70-130			
n-Butylbenzene	0.0188	0.0020	mg/Kg wet	0.0200		93.9		70-130			
sec-Butylbenzene	0.0183	0.0020	mg/Kg wet	0.0200		91.5		70-130			
tert-Butylbenzene	0.0183	0.0020	mg/Kg wet	0.0200		91.7		70-130			
Carbon Disulfide	0.264	0.020	mg/Kg wet	0.200		**132**	*	70-130			L-01
Carbon Tetrachloride	0.0200	0.0020	mg/Kg wet	0.0200		99.8		70-130			
Chlorobenzene	0.0200	0.0020	mg/Kg wet	0.0200		100		70-130			
Chlorodibromomethane	0.0195	0.0040	mg/Kg wet	0.0200		97.7		70-130			
Chloroethane	0.0243	0.020	mg/Kg wet	0.0200		122		70-130			
Chloroform	0.0189	0.0040	mg/Kg wet	0.0200		94.7		70-130			
Chloromethane	0.0191	0.010	mg/Kg wet	0.0200		95.6		70-130			
2-Chlorotoluene	0.0203	0.0020	mg/Kg wet	0.0200		101		70-130			
4-Chlorotoluene	0.0207	0.0020	mg/Kg wet	0.0200		103		70-130			
1,2-Dibromo-3-chloropropane (DBCP)	0.0182	0.0020	mg/Kg wet	0.0200		91.0		70-130			V-16
1,2-Dibromoethane (EDB)	0.0200	0.0010	mg/Kg wet	0.0200		99.8		70-130			
Dibromomethane	0.0193	0.0020	mg/Kg wet	0.0200		96.5		70-130			
1,2-Dichlorobenzene	0.0193	0.0020	mg/Kg wet	0.0200		96.7		70-130			
1,3-Dichlorobenzene	0.0199	0.0020	mg/Kg wet	0.0200		99.3		70-130			
1,4-Dichlorobenzene	0.0187	0.0020	mg/Kg wet	0.0200		93.3		70-130			
trans-1,4-Dichloro-2-butene	0.0201	0.0040	mg/Kg wet	0.0200		100		70-130			
Dichlorodifluoromethane (Freon 12)	0.0174	0.020	mg/Kg wet	0.0200		87.1		70-130			
1,1-Dichloroethane	0.0186	0.0020	mg/Kg wet	0.0200		93.0		70-130			
1,2-Dichloroethane	0.0183	0.0020	mg/Kg wet	0.0200		91.7		70-130			
1,1-Dichloroethylene	0.0262	0.0040	mg/Kg wet	0.0200		**131**	*	70-130			L-01

con-test® ANALYTICAL LABORATORY

39 Spruce Street * East Longmeadow, MA 01028 * FAX 413/525-6405 * TEL. 413/525-2332

QUALITY CONTROL

Volatile Organic Compounds by GC/MS - Quality Control

Analyte	Result	Reporting Limit	Units	Spike Level	Source Result	%REC		%REC Limits	RPD	RPD Limit	Notes
Batch B076749 - SW-846 5035											
LCS (B076749-BS1)				Prepared & Analyzed: 07/15/13							
cis-1,2-Dichloroethylene	0.0195	0.0020	mg/Kg wet	0.0200		97.6		70-130			
trans-1,2-Dichloroethylene	0.0173	0.0020	mg/Kg wet	0.0200		86.5		70-130			
1,2-Dichloropropane	0.0205	0.0020	mg/Kg wet	0.0200		103		70-130			
1,3-Dichloropropane	0.0209	0.0010	mg/Kg wet	0.0200		104		70-130			
2,2-Dichloropropane	0.0191	0.0020	mg/Kg wet	0.0200		95.3		70-130			
1,1-Dichloropropene	0.0212	0.0020	mg/Kg wet	0.0200		106		70-130			
cis-1,3-Dichloropropene	0.0203	0.0010	mg/Kg wet	0.0200		102		70-130			
trans-1,3-Dichloropropene	0.0215	0.0010	mg/Kg wet	0.0200		108		70-130			
Ethylbenzene	0.0204	0.0020	mg/Kg wet	0.0200		102		70-130			
Hexachlorobutadiene	0.0183	0.0020	mg/Kg wet	0.0200		91.3		70-130			
2-Hexanone (MBK)	0.193	0.040	mg/Kg wet	0.200		96.7		70-130			
Isopropylbenzene (Cumene)	0.0184	0.0020	mg/Kg wet	0.0200		91.8		70-130			
p-Isopropyltoluene (p-Cymene)	0.0203	0.0020	mg/Kg wet	0.0200		102		70-130			
Methyl tert-Butyl Ether (MTBE)	0.0186	0.0040	mg/Kg wet	0.0200		93.2		70-130			
Methylene Chloride	0.0310	0.020	mg/Kg wet	0.0200		**155**	*	70-130			L-01
4-Methyl-2-pentanone (MIBK)	0.193	0.040	mg/Kg wet	0.200		96.3		70-130			
Naphthalene	0.0168	0.0040	mg/Kg wet	0.0200		84.2		70-130			
n-Propylbenzene	0.0200	0.0020	mg/Kg wet	0.0200		100		70-130			
Styrene	0.0191	0.0020	mg/Kg wet	0.0200		95.3		70-130			
1,1,1,2-Tetrachloroethane	0.0193	0.0020	mg/Kg wet	0.0200		96.3		70-130			
1,1,2,2-Tetrachloroethane	0.0195	0.0010	mg/Kg wet	0.0200		97.3		70-130			
Tetrachloroethylene	0.0213	0.0020	mg/Kg wet	0.0200		107		70-130			
Tetrahydrofuran	0.0224	0.010	mg/Kg wet	0.0200		112		70-130			V-16
Toluene	0.0211	0.0020	mg/Kg wet	0.0200		105		70-130			
1,2,3-Trichlorobenzene	0.0179	0.0020	mg/Kg wet	0.0200		89.6		70-130			
1,2,4-Trichlorobenzene	0.0224	0.0020	mg/Kg wet	0.0200		112		70-130			
1,1,1-Trichloroethane	0.0206	0.0020	mg/Kg wet	0.0200		103		70-130			
1,1,2-Trichloroethane	0.0189	0.0020	mg/Kg wet	0.0200		94.4		70-130			
Trichloroethylene	0.0184	0.0020	mg/Kg wet	0.0200		92.2		70-130			
Trichlorofluoromethane (Freon 11)	0.0268	0.010	mg/Kg wet	0.0200		**134**	*	70-130			L-01
1,2,3-Trichloropropane	0.0174	0.0020	mg/Kg wet	0.0200		87.0		70-130			
1,1,2-Trichloro-1,2,2-trifluoroethane (Freon 113)	0.0257	0.010	mg/Kg wet	0.0200		128		70-130			
1,2,4-Trimethylbenzene	0.0184	0.0020	mg/Kg wet	0.0200		92.1		70-130			
1,3,5-Trimethylbenzene	0.0200	0.0020	mg/Kg wet	0.0200		100		70-130			
Vinyl Chloride	0.0211	0.010	mg/Kg wet	0.0200		106		70-130			
m+p Xylene	0.0398	0.0040	mg/Kg wet	0.0400		99.6		70-130			
o-Xylene	0.0187	0.0020	mg/Kg wet	0.0200		93.4		70-130			
Surrogate: 1,2-Dichloroethane-d4	*0.0473*		mg/Kg wet	0.0500		94.6		70-130			
Surrogate: Toluene-d8	*0.0519*		mg/Kg wet	0.0500		104		70-130			
Surrogate: 4-Bromofluorobenzene	*0.0511*		mg/Kg wet	0.0500		102		70-130			
Matrix Spike (B076749-MS1)		**Source: 13G0469-02**		Prepared & Analyzed: 07/15/13							
Acetone	0.209	0.072	mg/Kg dry	0.145	0.0595	103		70-130			
Acrylonitrile	0.0194	0.0043	mg/Kg dry	0.0145	ND	**134**	*	70-130			MS-14, V-16
Benzene	0.0144	0.0014	mg/Kg dry	0.0145	ND	99.3		70-130			
Bromobenzene	0.0136	0.0014	mg/Kg dry	0.0145	ND	94.2		70-130			
Bromodichloromethane	0.0128	0.0014	mg/Kg dry	0.0145	ND	88.7		70-130			
Bromoform	0.0121	0.0014	mg/Kg dry	0.0145	ND	83.7		70-130			
Bromomethane	0.0138	0.0072	mg/Kg dry	0.0145	ND	95.1		70-130			
2-Butanone (MEK)	0.120	0.029	mg/Kg dry	0.145	ND	83.2		70-130			
n-Butylbenzene	0.0130	0.0014	mg/Kg dry	0.0145	ND	89.9		70-130			
sec-Butylbenzene	0.0135	0.0014	mg/Kg dry	0.0145	ND	93.0		70-130			

con-test® ANALYTICAL LABORATORY

39 Spruce Street * East Longmeadow, MA 01028 * FAX 413/525-6405 * TEL. 413/525-2332

QUALITY CONTROL

Volatile Organic Compounds by GC/MS - Quality Control

Analyte	Result	Reporting Limit	Units	Spike Level	Source Result	%REC		%REC Limits	RPD	RPD Limit	Notes
Batch B076749 - SW-846 5035											
Matrix Spike (B076749-MS1)		**Source: 13G0469-02**		Prepared & Analyzed: 07/15/13							
tert-Butylbenzene	0.0138	0.0014	mg/Kg dry	0.0145	ND	95.4		70-130			
Carbon Disulfide	0.0135	0.014	mg/Kg dry	0.0145	ND	93.2		70-130			
Carbon Tetrachloride	0.0140	0.0014	mg/Kg dry	0.0145	ND	96.6		70-130			
Chlorobenzene	0.0152	0.0014	mg/Kg dry	0.0145	ND	105		70-130			
Chlorodibromomethane	0.0131	0.00072	mg/Kg dry	0.0145	ND	90.3		70-130			
Chloroethane	0.0150	0.014	mg/Kg dry	0.0145	ND	104		70-130			
Chloroform	0.0132	0.0029	mg/Kg dry	0.0145	ND	91.1		70-130			
Chloromethane	0.00868	0.0072	mg/Kg dry	0.0145	ND	**60.0**	*	70-130			MS-07
2-Chlorotoluene	0.0154	0.0014	mg/Kg dry	0.0145	ND	106		70-130			
4-Chlorotoluene	0.0156	0.0014	mg/Kg dry	0.0145	ND	108		70-130			
1,2-Dibromo-3-chloropropane (DBCP)	0.0132	0.0014	mg/Kg dry	0.0145	ND	91.2		70-130			V-16
1,2-Dibromoethane (EDB)	0.0138	0.00072	mg/Kg dry	0.0145	ND	95.5		70-130			
Dibromomethane	0.0146	0.0014	mg/Kg dry	0.0145	ND	101		70-130			
1,2-Dichlorobenzene	0.0148	0.0014	mg/Kg dry	0.0145	ND	102		70-130			
1,3-Dichlorobenzene	0.0145	0.0014	mg/Kg dry	0.0145	ND	100		70-130			
1,4-Dichlorobenzene	0.0134	0.0014	mg/Kg dry	0.0145	ND	92.5		70-130			
trans-1,4-Dichloro-2-butene	0.0139	0.0029	mg/Kg dry	0.0145	ND	95.8		70-130			
Dichlorodifluoromethane (Freon 12)	0.00466	0.014	mg/Kg dry	0.0145	ND	**32.2**	*	70-130			MS-07
1,1-Dichloroethane	0.0128	0.0014	mg/Kg dry	0.0145	ND	88.8		70-130			
1,2-Dichloroethane	0.0133	0.0014	mg/Kg dry	0.0145	ND	92.0		70-130			
1,1-Dichloroethylene	0.0169	0.0029	mg/Kg dry	0.0145	ND	117		70-130			
cis-1,2-Dichloroethylene	0.0127	0.0014	mg/Kg dry	0.0145	ND	88.0		70-130			
trans-1,2-Dichloroethylene	0.0185	0.0014	mg/Kg dry	0.0145	ND	128		70-130			
1,2-Dichloropropane	0.0137	0.0014	mg/Kg dry	0.0145	ND	94.4		70-130			
1,3-Dichloropropane	0.0143	0.00072	mg/Kg dry	0.0145	ND	98.9		70-130			
2,2-Dichloropropane	0.0136	0.0014	mg/Kg dry	0.0145	ND	93.9		70-130			
1,1-Dichloropropene	0.0143	0.0014	mg/Kg dry	0.0145	ND	99.1		70-130			
cis-1,3-Dichloropropene	0.0136	0.00072	mg/Kg dry	0.0145	ND	94.3		70-130			
trans-1,3-Dichloropropene	0.0153	0.00072	mg/Kg dry	0.0145	ND	106		70-130			
Ethylbenzene	0.0148	0.0014	mg/Kg dry	0.0145	ND	102		70-130			
Hexachlorobutadiene	0.0125	0.0014	mg/Kg dry	0.0145	ND	86.6		70-130			
2-Hexanone (MBK)	0.132	0.014	mg/Kg dry	0.145	ND	91.3		70-130			
Isopropylbenzene (Cumene)	0.0146	0.0014	mg/Kg dry	0.0145	ND	101		70-130			
p-Isopropyltoluene (p-Cymene)	0.0150	0.0014	mg/Kg dry	0.0145	ND	104		70-130			
Methyl tert-Butyl Ether (MTBE)	0.0216	0.0029	mg/Kg dry	0.0145	ND	**149**	*	70-130			MS-14
Methylene Chloride	0.0203	0.014	mg/Kg dry	0.0145	0.00829	83.1		70-130			MS-14
4-Methyl-2-pentanone (MIBK)	0.128	0.029	mg/Kg dry	0.145	ND	88.5		70-130			
Naphthalene	0.0114	0.0029	mg/Kg dry	0.0145	ND	79.1		70-130			
n-Propylbenzene	0.0159	0.0014	mg/Kg dry	0.0145	ND	110		70-130			
Styrene	0.0138	0.0014	mg/Kg dry	0.0145	ND	95.2		70-130			
1,1,1,2-Tetrachloroethane	0.0140	0.0014	mg/Kg dry	0.0145	ND	97.1		70-130			
1,1,2,2-Tetrachloroethane	0.0134	0.00072	mg/Kg dry	0.0145	ND	92.6		70-130			
Tetrachloroethylene	0.0158	0.0014	mg/Kg dry	0.0145	ND	109		70-130			
Tetrahydrofuran	0.0105	0.0072	mg/Kg dry	0.0145	ND	72.4		70-130			V-16
Toluene	0.0148	0.0014	mg/Kg dry	0.0145	ND	102		70-130			
1,2,3-Trichlorobenzene	0.0118	0.0014	mg/Kg dry	0.0145	ND	81.6		70-130			
1,2,4-Trichlorobenzene	0.0145	0.0014	mg/Kg dry	0.0145	ND	100		70-130			
1,1,1-Trichloroethane	0.0135	0.0014	mg/Kg dry	0.0145	ND	93.3		70-130			
1,1,2-Trichloroethane	0.0140	0.0014	mg/Kg dry	0.0145	ND	96.6		70-130			
Trichloroethylene	0.0129	0.0014	mg/Kg dry	0.0145	ND	88.9		70-130			
Trichlorofluoromethane (Freon 11)	0.0161	0.0072	mg/Kg dry	0.0145	ND	111		70-130			
1,2,3-Trichloropropane	0.0144	0.0014	mg/Kg dry	0.0145	ND	99.8		70-130			

con-test® ANALYTICAL LABORATORY

39 Spruce Street * East Longmeadow, MA 01028 * FAX 413/525-6405 * TEL. 413/525-2332

QUALITY CONTROL

Volatile Organic Compounds by GC/MS - Quality Control

Analyte	Result	Reporting Limit	Units	Spike Level	Source Result	%REC		%REC Limits	RPD	RPD Limit	Notes
Batch B076749 - SW-846 5035											
Matrix Spike (B076749-MS1)		**Source: 13G0469-02**		Prepared & Analyzed: 07/15/13							
1,1,2-Trichloro-1,2,2-trifluoroethane (Freon 113)	0.0180	0.0072	mg/Kg dry	0.0145	ND	125		70-130			
1,2,4-Trimethylbenzene	0.0131	0.0014	mg/Kg dry	0.0145	ND	90.4		70-130			
1,3,5-Trimethylbenzene	0.0143	0.0014	mg/Kg dry	0.0145	ND	99.0		70-130			
Vinyl Chloride	0.00995	0.0072	mg/Kg dry	0.0145	ND	**68.8**	*	70-130			MS-07
m+p Xylene	0.0300	0.0029	mg/Kg dry	0.0289	ND	104		70-130			
o-Xylene	0.0144	0.0014	mg/Kg dry	0.0145	ND	99.8		70-130			
Surrogate: 1,2-Dichloroethane-d4	*0.0327*		mg/Kg dry	0.0362		90.5		70-130			
Surrogate: Toluene-d8	*0.0365*		mg/Kg dry	0.0362		101		70-130			
Surrogate: 4-Bromofluorobenzene	*0.0367*		mg/Kg dry	0.0362		101		70-130			
Batch B076800 - SW-846 5035											
Blank (B076800-BLK1)				Prepared & Analyzed: 07/16/13							
Acetone	ND	0.10	mg/Kg wet								
Acrylonitrile	ND	0.0060	mg/Kg wet								V-16
Benzene	ND	0.0020	mg/Kg wet								
Bromobenzene	ND	0.0020	mg/Kg wet								
Bromodichloromethane	ND	0.0020	mg/Kg wet								
Bromoform	ND	0.0020	mg/Kg wet								
Bromomethane	ND	0.010	mg/Kg wet								
2-Butanone (MEK)	ND	0.040	mg/Kg wet								
n-Butylbenzene	ND	0.0020	mg/Kg wet								
sec-Butylbenzene	ND	0.0020	mg/Kg wet								
tert-Butylbenzene	ND	0.0020	mg/Kg wet								
Carbon Disulfide	ND	0.020	mg/Kg wet								
Carbon Tetrachloride	ND	0.0020	mg/Kg wet								
Chlorobenzene	ND	0.0020	mg/Kg wet								
Chlorodibromomethane	ND	0.0040	mg/Kg wet								
Chloroethane	ND	0.020	mg/Kg wet								
Chloroform	ND	0.0040	mg/Kg wet								
Chloromethane	ND	0.010	mg/Kg wet								
2-Chlorotoluene	ND	0.0020	mg/Kg wet								
4-Chlorotoluene	ND	0.0020	mg/Kg wet								
1,2-Dibromo-3-chloropropane (DBCP)	ND	0.0020	mg/Kg wet								V-16
1,2-Dibromoethane (EDB)	ND	0.0010	mg/Kg wet								
Dibromomethane	ND	0.0020	mg/Kg wet								
1,2-Dichlorobenzene	ND	0.0020	mg/Kg wet								
1,3-Dichlorobenzene	ND	0.0020	mg/Kg wet								
1,4-Dichlorobenzene	ND	0.0020	mg/Kg wet								
trans-1,4-Dichloro-2-butene	ND	0.0040	mg/Kg wet								
Dichlorodifluoromethane (Freon 12)	ND	0.020	mg/Kg wet								
1,1-Dichloroethane	ND	0.0020	mg/Kg wet								
1,2-Dichloroethane	ND	0.0020	mg/Kg wet								
1,1-Dichloroethylene	ND	0.0040	mg/Kg wet								
cis-1,2-Dichloroethylene	ND	0.0020	mg/Kg wet								
trans-1,2-Dichloroethylene	ND	0.0020	mg/Kg wet								
1,2-Dichloropropane	ND	0.0020	mg/Kg wet								
1,3-Dichloropropane	ND	0.0010	mg/Kg wet								
2,2-Dichloropropane	ND	0.0020	mg/Kg wet								
1,1-Dichloropropene	ND	0.0020	mg/Kg wet								
cis-1,3-Dichloropropene	ND	0.0010	mg/Kg wet								
trans-1,3-Dichloropropene	ND	0.0010	mg/Kg wet								

con-test® ANALYTICAL LABORATORY

39 Spruce Street * East Longmeadow, MA 01028 * FAX 413/525-6405 * TEL. 413/525-2332

QUALITY CONTROL

Volatile Organic Compounds by GC/MS - Quality Control

Analyte	Result	Reporting Limit	Units	Spike Level	Source Result	%REC		%REC Limits	RPD	RPD Limit	Notes
Batch B076800 - SW-846 5035											
Blank (B076800-BLK1)				Prepared & Analyzed: 07/16/13							
Ethylbenzene	ND	0.0020	mg/Kg wet								
Hexachlorobutadiene	ND	0.0020	mg/Kg wet								
2-Hexanone (MBK)	ND	0.040	mg/Kg wet								
Isopropylbenzene (Cumene)	ND	0.0020	mg/Kg wet								
p-Isopropyltoluene (p-Cymene)	ND	0.0020	mg/Kg wet								
Methyl tert-Butyl Ether (MTBE)	ND	0.0040	mg/Kg wet								
Methylene Chloride	ND	0.020	mg/Kg wet								
4-Methyl-2-pentanone (MIBK)	ND	0.040	mg/Kg wet								
Naphthalene	ND	0.0040	mg/Kg wet								
n-Propylbenzene	ND	0.0020	mg/Kg wet								
Styrene	ND	0.0020	mg/Kg wet								
1,1,1,2-Tetrachloroethane	ND	0.0020	mg/Kg wet								
1,1,2,2-Tetrachloroethane	ND	0.0010	mg/Kg wet								
Tetrachloroethylene	ND	0.0020	mg/Kg wet								
Tetrahydrofuran	ND	0.010	mg/Kg wet								V-16
Toluene	ND	0.0020	mg/Kg wet								
1,2,3-Trichlorobenzene	ND	0.0020	mg/Kg wet								
1,2,4-Trichlorobenzene	ND	0.0020	mg/Kg wet								
1,1,1-Trichloroethane	ND	0.0020	mg/Kg wet								
1,1,2-Trichloroethane	ND	0.0020	mg/Kg wet								
Trichloroethylene	ND	0.0020	mg/Kg wet								
Trichlorofluoromethane (Freon 11)	ND	0.010	mg/Kg wet								
1,2,3-Trichloropropane	ND	0.0020	mg/Kg wet								
1,1,2-Trichloro-1,2,2-trifluoroethane (Freon 113)	ND	0.010	mg/Kg wet								
1,2,4-Trimethylbenzene	ND	0.0020	mg/Kg wet								
1,3,5-Trimethylbenzene	ND	0.0020	mg/Kg wet								
Vinyl Chloride	ND	0.010	mg/Kg wet								
m+p Xylene	ND	0.0040	mg/Kg wet								
o-Xylene	ND	0.0020	mg/Kg wet								
Surrogate: 1,2-Dichloroethane-d4	*0.0471*		mg/Kg wet	0.0500		94.3		70-130			
Surrogate: Toluene-d8	*0.0496*		mg/Kg wet	0.0500		99.3		70-130			
Surrogate: 4-Bromofluorobenzene	*0.0498*		mg/Kg wet	0.0500		99.5		70-130			
LCS (B076800-BS1)				Prepared & Analyzed: 07/16/13							
Acetone	0.246	0.10	mg/Kg wet	0.200		123		70-130			
Acrylonitrile	0.0163	0.0060	mg/Kg wet	0.0200		81.3		70-130			V-16
Benzene	0.0194	0.0020	mg/Kg wet	0.0200		96.8		70-130			
Bromobenzene	0.0192	0.0020	mg/Kg wet	0.0200		95.8		70-130			
Bromodichloromethane	0.0192	0.0020	mg/Kg wet	0.0200		96.1		70-130			
Bromoform	0.0167	0.0020	mg/Kg wet	0.0200		83.5		70-130			
Bromomethane	0.0302	0.010	mg/Kg wet	0.0200		**151**	*	70-130			L-01, V-20
2-Butanone (MEK)	0.202	0.040	mg/Kg wet	0.200		101		70-130			
n-Butylbenzene	0.0177	0.0020	mg/Kg wet	0.0200		88.7		70-130			
sec-Butylbenzene	0.0173	0.0020	mg/Kg wet	0.0200		86.4		70-130			
tert-Butylbenzene	0.0178	0.0020	mg/Kg wet	0.0200		88.9		70-130			
Carbon Disulfide	0.207	0.020	mg/Kg wet	0.200		104		70-130			
Carbon Tetrachloride	0.0190	0.0020	mg/Kg wet	0.0200		95.1		70-130			
Chlorobenzene	0.0198	0.0020	mg/Kg wet	0.0200		99.2		70-130			
Chlorodibromomethane	0.0188	0.0040	mg/Kg wet	0.0200		94.0		70-130			
Chloroethane	0.0213	0.020	mg/Kg wet	0.0200		106		70-130			
Chloroform	0.0183	0.0040	mg/Kg wet	0.0200		91.6		70-130			
Chloromethane	0.0190	0.010	mg/Kg wet	0.0200		95.1		70-130			

con-test® ANALYTICAL LABORATORY

39 Spruce Street * East Longmeadow, MA 01028 * FAX 413/525-6405 * TEL. 413/525-2332

QUALITY CONTROL

Volatile Organic Compounds by GC/MS - Quality Control

Analyte	Result	Reporting Limit	Units	Spike Level	Source Result	%REC	%REC Limits	RPD	RPD Limit	Notes
Batch B076800 - SW-846 5035										
LCS (B076800-BS1)				Prepared & Analyzed: 07/16/13						
2-Chlorotoluene	0.0199	0.0020	mg/Kg wet	0.0200		99.7	70-130			
4-Chlorotoluene	0.0199	0.0020	mg/Kg wet	0.0200		99.4	70-130			
1,2-Dibromo-3-chloropropane (DBCP)	0.0160	0.0020	mg/Kg wet	0.0200		79.9	70-130			V-16
1,2-Dibromoethane (EDB)	0.0208	0.0010	mg/Kg wet	0.0200		104	70-130			
Dibromomethane	0.0200	0.0020	mg/Kg wet	0.0200		100	70-130			
1,2-Dichlorobenzene	0.0188	0.0020	mg/Kg wet	0.0200		94.1	70-130			
1,3-Dichlorobenzene	0.0195	0.0020	mg/Kg wet	0.0200		97.3	70-130			
1,4-Dichlorobenzene	0.0183	0.0020	mg/Kg wet	0.0200		91.4	70-130			
trans-1,4-Dichloro-2-butene	0.0201	0.0040	mg/Kg wet	0.0200		101	70-130			
Dichlorodifluoromethane (Freon 12)	0.0161	0.020	mg/Kg wet	0.0200		80.4	70-130			
1,1-Dichloroethane	0.0174	0.0020	mg/Kg wet	0.0200		86.9	70-130			
1,2-Dichloroethane	0.0182	0.0020	mg/Kg wet	0.0200		91.0	70-130			
1,1-Dichloroethylene	0.0202	0.0040	mg/Kg wet	0.0200		101	70-130			
cis-1,2-Dichloroethylene	0.0189	0.0020	mg/Kg wet	0.0200		94.3	70-130			
trans-1,2-Dichloroethylene	0.0162	0.0020	mg/Kg wet	0.0200		81.2	70-130			
1,2-Dichloropropane	0.0198	0.0020	mg/Kg wet	0.0200		98.9	70-130			
1,3-Dichloropropane	0.0196	0.0010	mg/Kg wet	0.0200		98.2	70-130			
2,2-Dichloropropane	0.0184	0.0020	mg/Kg wet	0.0200		91.9	70-130			
1,1-Dichloropropene	0.0180	0.0020	mg/Kg wet	0.0200		90.0	70-130			
cis-1,3-Dichloropropene	0.0209	0.0010	mg/Kg wet	0.0200		104	70-130			
trans-1,3-Dichloropropene	0.0210	0.0010	mg/Kg wet	0.0200		105	70-130			
Ethylbenzene	0.0196	0.0020	mg/Kg wet	0.0200		97.9	70-130			
Hexachlorobutadiene	0.0175	0.0020	mg/Kg wet	0.0200		87.4	70-130			
2-Hexanone (MBK)	0.205	0.040	mg/Kg wet	0.200		102	70-130			
Isopropylbenzene (Cumene)	0.0182	0.0020	mg/Kg wet	0.0200		91.1	70-130			
p-Isopropyltoluene (p-Cymene)	0.0192	0.0020	mg/Kg wet	0.0200		96.1	70-130			
Methyl tert-Butyl Ether (MTBE)	0.0175	0.0040	mg/Kg wet	0.0200		87.7	70-130			
Methylene Chloride	0.0165	0.020	mg/Kg wet	0.0200		82.6	70-130			
4-Methyl-2-pentanone (MIBK)	0.202	0.040	mg/Kg wet	0.200		101	70-130			
Naphthalene	0.0170	0.0040	mg/Kg wet	0.0200		84.9	70-130			
n-Propylbenzene	0.0193	0.0020	mg/Kg wet	0.0200		96.4	70-130			
Styrene	0.0184	0.0020	mg/Kg wet	0.0200		92.1	70-130			
1,1,1,2-Tetrachloroethane	0.0187	0.0020	mg/Kg wet	0.0200		93.7	70-130			
1,1,2,2-Tetrachloroethane	0.0203	0.0010	mg/Kg wet	0.0200		102	70-130			
Tetrachloroethylene	0.0197	0.0020	mg/Kg wet	0.0200		98.3	70-130			
Tetrahydrofuran	0.0226	0.010	mg/Kg wet	0.0200		113	70-130			V-16
Toluene	0.0203	0.0020	mg/Kg wet	0.0200		102	70-130			
1,2,3-Trichlorobenzene	0.0175	0.0020	mg/Kg wet	0.0200		87.6	70-130			
1,2,4-Trichlorobenzene	0.0209	0.0020	mg/Kg wet	0.0200		105	70-130			
1,1,1-Trichloroethane	0.0184	0.0020	mg/Kg wet	0.0200		92.0	70-130			
1,1,2-Trichloroethane	0.0194	0.0020	mg/Kg wet	0.0200		96.8	70-130			
Trichloroethylene	0.0186	0.0020	mg/Kg wet	0.0200		92.9	70-130			
Trichlorofluoromethane (Freon 11)	0.0229	0.010	mg/Kg wet	0.0200		115	70-130			
1,2,3-Trichloropropane	0.0186	0.0020	mg/Kg wet	0.0200		92.9	70-130			
1,1,2-Trichloro-1,2,2-trifluoroethane (Freon 113)	0.0205	0.010	mg/Kg wet	0.0200		102	70-130			
1,2,4-Trimethylbenzene	0.0177	0.0020	mg/Kg wet	0.0200		88.6	70-130			
1,3,5-Trimethylbenzene	0.0195	0.0020	mg/Kg wet	0.0200		97.6	70-130			
Vinyl Chloride	0.0196	0.010	mg/Kg wet	0.0200		97.9	70-130			
m+p Xylene	0.0389	0.0040	mg/Kg wet	0.0400		97.2	70-130			
o-Xylene	0.0178	0.0020	mg/Kg wet	0.0200		89.0	70-130			
Surrogate: 1,2-Dichloroethane-d4	*0.0452*		mg/Kg wet	0.0500		90.4	70-130			

con-test® ANALYTICAL LABORATORY

39 Spruce Street * East Longmeadow, MA 01028 * FAX 413/525-6405 * TEL. 413/525-2332

QUALITY CONTROL

Volatile Organic Compounds by GC/MS - Quality Control

Analyte	Result	Reporting Limit	Units	Spike Level	Source Result	%REC	%REC Limits	RPD	RPD Limit	Notes
Batch B076800 - SW-846 5035										
LCS (B076800-BS1)				Prepared & Analyzed: 07/16/13						
Surrogate: Toluene-d8	*0.0517*		mg/Kg wet	0.0500		103	70-130			
Surrogate: 4-Bromofluorobenzene	*0.0517*		mg/Kg wet	0.0500		103	70-130			
Batch B076911 - SW-846 5035										
Blank (B076911-BLK1)				Prepared & Analyzed: 07/17/13						
Acetone	ND	0.10	mg/Kg wet							
Acrylonitrile	ND	0.0060	mg/Kg wet							V-16
Benzene	ND	0.0020	mg/Kg wet							
Bromobenzene	ND	0.0020	mg/Kg wet							
Bromodichloromethane	ND	0.0020	mg/Kg wet							
Bromoform	ND	0.0020	mg/Kg wet							
Bromomethane	ND	0.010	mg/Kg wet							
2-Butanone (MEK)	ND	0.040	mg/Kg wet							
n-Butylbenzene	ND	0.0020	mg/Kg wet							
sec-Butylbenzene	ND	0.0020	mg/Kg wet							
tert-Butylbenzene	ND	0.0020	mg/Kg wet							
Carbon Disulfide	ND	0.020	mg/Kg wet							
Carbon Tetrachloride	ND	0.0020	mg/Kg wet							
Chlorobenzene	ND	0.0020	mg/Kg wet							
Chlorodibromomethane	ND	0.0040	mg/Kg wet							
Chloroethane	ND	0.020	mg/Kg wet							
Chloroform	ND	0.0040	mg/Kg wet							
Chloromethane	ND	0.010	mg/Kg wet							
2-Chlorotoluene	ND	0.0020	mg/Kg wet							
4-Chlorotoluene	ND	0.0020	mg/Kg wet							
1,2-Dibromo-3-chloropropane (DBCP)	ND	0.0020	mg/Kg wet							V-16
1,2-Dibromoethane (EDB)	ND	0.0010	mg/Kg wet							
Dibromomethane	ND	0.0020	mg/Kg wet							
1,2-Dichlorobenzene	ND	0.0020	mg/Kg wet							
1,3-Dichlorobenzene	ND	0.0020	mg/Kg wet							
1,4-Dichlorobenzene	ND	0.0020	mg/Kg wet							
trans-1,4-Dichloro-2-butene	ND	0.0040	mg/Kg wet							
Dichlorodifluoromethane (Freon 12)	ND	0.020	mg/Kg wet							
1,1-Dichloroethane	ND	0.0020	mg/Kg wet							
1,2-Dichloroethane	ND	0.0020	mg/Kg wet							
1,1-Dichloroethylene	ND	0.0040	mg/Kg wet							
cis-1,2-Dichloroethylene	ND	0.0020	mg/Kg wet							
trans-1,2-Dichloroethylene	ND	0.0020	mg/Kg wet							
1,2-Dichloropropane	ND	0.0020	mg/Kg wet							
1,3-Dichloropropane	ND	0.0010	mg/Kg wet							
2,2-Dichloropropane	ND	0.0020	mg/Kg wet							
1,1-Dichloropropene	ND	0.0020	mg/Kg wet							
cis-1,3-Dichloropropene	ND	0.0010	mg/Kg wet							
trans-1,3-Dichloropropene	ND	0.0010	mg/Kg wet							
Ethylbenzene	ND	0.0020	mg/Kg wet							
Hexachlorobutadiene	ND	0.0020	mg/Kg wet							
2-Hexanone (MBK)	ND	0.040	mg/Kg wet							
Isopropylbenzene (Cumene)	ND	0.0020	mg/Kg wet							
p-Isopropyltoluene (p-Cymene)	ND	0.0020	mg/Kg wet							
Methyl tert-Butyl Ether (MTBE)	ND	0.0040	mg/Kg wet							
Methylene Chloride	ND	0.020	mg/Kg wet							

con-test® ANALYTICAL LABORATORY

39 Spruce Street * East Longmeadow, MA 01028 * FAX 413/525-6405 * TEL. 413/525-2332

QUALITY CONTROL

Volatile Organic Compounds by GC/MS - Quality Control

Analyte	Result	Reporting Limit	Units	Spike Level	Source Result	%REC		%REC Limits	RPD	RPD Limit	Notes
Batch B076911 - SW-846 5035											
Blank (B076911-BLK1)				Prepared & Analyzed: 07/17/13							
4-Methyl-2-pentanone (MIBK)	ND	0.040	mg/Kg wet								
Naphthalene	ND	0.0040	mg/Kg wet								
n-Propylbenzene	ND	0.0020	mg/Kg wet								
Styrene	ND	0.0020	mg/Kg wet								
1,1,1,2-Tetrachloroethane	ND	0.0020	mg/Kg wet								
1,1,2,2-Tetrachloroethane	ND	0.0010	mg/Kg wet								
Tetrachloroethylene	ND	0.0020	mg/Kg wet								
Tetrahydrofuran	ND	0.010	mg/Kg wet								V-16
Toluene	ND	0.0020	mg/Kg wet								
1,2,3-Trichlorobenzene	ND	0.0020	mg/Kg wet								
1,2,4-Trichlorobenzene	ND	0.0020	mg/Kg wet								
1,1,1-Trichloroethane	ND	0.0020	mg/Kg wet								
1,1,2-Trichloroethane	ND	0.0020	mg/Kg wet								
Trichloroethylene	ND	0.0020	mg/Kg wet								
Trichlorofluoromethane (Freon 11)	ND	0.010	mg/Kg wet								
1,2,3-Trichloropropane	ND	0.0020	mg/Kg wet								
1,1,2-Trichloro-1,2,2-trifluoroethane (Freon 113)	ND	0.010	mg/Kg wet								
1,2,4-Trimethylbenzene	ND	0.0020	mg/Kg wet								
1,3,5-Trimethylbenzene	ND	0.0020	mg/Kg wet								
Vinyl Chloride	ND	0.010	mg/Kg wet								
m+p Xylene	ND	0.0040	mg/Kg wet								
o-Xylene	ND	0.0020	mg/Kg wet								
Surrogate: 1,2-Dichloroethane-d4	*0.0466*		mg/Kg wet	0.0500		93.2		70-130			
Surrogate: Toluene-d8	*0.0496*		mg/Kg wet	0.0500		99.2		70-130			
Surrogate: 4-Bromofluorobenzene	*0.0492*		mg/Kg wet	0.0500		98.4		70-130			
LCS (B076911-BS1)				Prepared & Analyzed: 07/17/13							
Acetone	0.206	0.10	mg/Kg wet	0.200		103		70-130			V-20
Acrylonitrile	0.0277	0.0060	mg/Kg wet	0.0200		**139**	*	70-130			L-01, V-16
Benzene	0.0193	0.0020	mg/Kg wet	0.0200		96.6		70-130			
Bromobenzene	0.0177	0.0020	mg/Kg wet	0.0200		88.3		70-130			
Bromodichloromethane	0.0186	0.0020	mg/Kg wet	0.0200		93.1		70-130			
Bromoform	0.0172	0.0020	mg/Kg wet	0.0200		85.8		70-130			
Bromomethane	0.0315	0.010	mg/Kg wet	0.0200		**158**	*	70-130			L-01, V-20
2-Butanone (MEK)	0.190	0.040	mg/Kg wet	0.200		95.0		70-130			
n-Butylbenzene	0.0170	0.0020	mg/Kg wet	0.0200		85.0		70-130			
sec-Butylbenzene	0.0161	0.0020	mg/Kg wet	0.0200		80.5		70-130			
tert-Butylbenzene	0.0169	0.0020	mg/Kg wet	0.0200		84.3		70-130			
Carbon Disulfide	0.213	0.020	mg/Kg wet	0.200		107		70-130			
Carbon Tetrachloride	0.0187	0.0020	mg/Kg wet	0.0200		93.6		70-130			
Chlorobenzene	0.0181	0.0020	mg/Kg wet	0.0200		90.6		70-130			
Chlorodibromomethane	0.0185	0.0040	mg/Kg wet	0.0200		92.6		70-130			
Chloroethane	0.0210	0.020	mg/Kg wet	0.0200		105		70-130			
Chloroform	0.0181	0.0040	mg/Kg wet	0.0200		90.3		70-130			
Chloromethane	0.0185	0.010	mg/Kg wet	0.0200		92.4		70-130			
2-Chlorotoluene	0.0187	0.0020	mg/Kg wet	0.0200		93.3		70-130			
4-Chlorotoluene	0.0188	0.0020	mg/Kg wet	0.0200		94.1		70-130			
1,2-Dibromo-3-chloropropane (DBCP)	0.0197	0.0020	mg/Kg wet	0.0200		98.4		70-130			V-16
1,2-Dibromoethane (EDB)	0.0202	0.0010	mg/Kg wet	0.0200		101		70-130			
Dibromomethane	0.0194	0.0020	mg/Kg wet	0.0200		97.0		70-130			
1,2-Dichlorobenzene	0.0186	0.0020	mg/Kg wet	0.0200		93.1		70-130			
1,3-Dichlorobenzene	0.0183	0.0020	mg/Kg wet	0.0200		91.5		70-130			

con-test® ANALYTICAL LABORATORY

39 Spruce Street * East Longmeadow, MA 01028 * FAX 413/525-6405 * TEL. 413/525-2332

QUALITY CONTROL

Volatile Organic Compounds by GC/MS - Quality Control

Analyte	Result	Reporting Limit	Units	Spike Level	Source Result	%REC	%REC Limits	RPD	RPD Limit	Notes
Batch B076911 - SW-846 5035										
LCS (B076911-BS1)				Prepared & Analyzed: 07/17/13						
1,4-Dichlorobenzene	0.0176	0.0020	mg/Kg wet	0.0200		88.0	70-130			
trans-1,4-Dichloro-2-butene	0.0200	0.0040	mg/Kg wet	0.0200		100	70-130			
Dichlorodifluoromethane (Freon 12)	0.0158	0.020	mg/Kg wet	0.0200		79.2	70-130			
1,1-Dichloroethane	0.0168	0.0020	mg/Kg wet	0.0200		84.0	70-130			
1,2-Dichloroethane	0.0178	0.0020	mg/Kg wet	0.0200		88.8	70-130			
1,1-Dichloroethylene	0.0212	0.0040	mg/Kg wet	0.0200		106	70-130			
cis-1,2-Dichloroethylene	0.0180	0.0020	mg/Kg wet	0.0200		90.0	70-130			
trans-1,2-Dichloroethylene	0.0230	0.0020	mg/Kg wet	0.0200		115	70-130			
1,2-Dichloropropane	0.0182	0.0020	mg/Kg wet	0.0200		91.1	70-130			
1,3-Dichloropropane	0.0193	0.0010	mg/Kg wet	0.0200		96.4	70-130			
2,2-Dichloropropane	0.0157	0.0020	mg/Kg wet	0.0200		78.4	70-130			
1,1-Dichloropropene	0.0189	0.0020	mg/Kg wet	0.0200		94.5	70-130			
cis-1,3-Dichloropropene	0.0203	0.0010	mg/Kg wet	0.0200		102	70-130			
trans-1,3-Dichloropropene	0.0201	0.0010	mg/Kg wet	0.0200		100	70-130			
Ethylbenzene	0.0187	0.0020	mg/Kg wet	0.0200		93.7	70-130			
Hexachlorobutadiene	0.0169	0.0020	mg/Kg wet	0.0200		84.6	70-130			
2-Hexanone (MBK)	0.213	0.040	mg/Kg wet	0.200		106	70-130			
Isopropylbenzene (Cumene)	0.0169	0.0020	mg/Kg wet	0.0200		84.7	70-130			
p-Isopropyltoluene (p-Cymene)	0.0183	0.0020	mg/Kg wet	0.0200		91.4	70-130			
Methyl tert-Butyl Ether (MTBE)	0.0257	0.0040	mg/Kg wet	0.0200		128	70-130			
Methylene Chloride	0.0246	0.020	mg/Kg wet	0.0200		123	70-130			
4-Methyl-2-pentanone (MIBK)	0.209	0.040	mg/Kg wet	0.200		105	70-130			
Naphthalene	0.0178	0.0040	mg/Kg wet	0.0200		89.0	70-130			
n-Propylbenzene	0.0186	0.0020	mg/Kg wet	0.0200		92.8	70-130			
Styrene	0.0176	0.0020	mg/Kg wet	0.0200		88.2	70-130			
1,1,1,2-Tetrachloroethane	0.0172	0.0020	mg/Kg wet	0.0200		85.9	70-130			
1,1,2,2-Tetrachloroethane	0.0190	0.0010	mg/Kg wet	0.0200		94.9	70-130			
Tetrachloroethylene	0.0199	0.0020	mg/Kg wet	0.0200		99.3	70-130			
Tetrahydrofuran	0.0221	0.010	mg/Kg wet	0.0200		111	70-130			V-16
Toluene	0.0198	0.0020	mg/Kg wet	0.0200		98.9	70-130			
1,2,3-Trichlorobenzene	0.0176	0.0020	mg/Kg wet	0.0200		87.9	70-130			
1,2,4-Trichlorobenzene	0.0213	0.0020	mg/Kg wet	0.0200		106	70-130			
1,1,1-Trichloroethane	0.0179	0.0020	mg/Kg wet	0.0200		89.6	70-130			
1,1,2-Trichloroethane	0.0188	0.0020	mg/Kg wet	0.0200		93.9	70-130			
Trichloroethylene	0.0177	0.0020	mg/Kg wet	0.0200		88.3	70-130			
Trichlorofluoromethane (Freon 11)	0.0230	0.010	mg/Kg wet	0.0200		115	70-130			
1,2,3-Trichloropropane	0.0193	0.0020	mg/Kg wet	0.0200		96.3	70-130			
1,1,2-Trichloro-1,2,2-trifluoroethane (Freon 113)	0.0215	0.010	mg/Kg wet	0.0200		107	70-130			
1,2,4-Trimethylbenzene	0.0175	0.0020	mg/Kg wet	0.0200		87.5	70-130			
1,3,5-Trimethylbenzene	0.0187	0.0020	mg/Kg wet	0.0200		93.3	70-130			
Vinyl Chloride	0.0206	0.010	mg/Kg wet	0.0200		103	70-130			
m+p Xylene	0.0365	0.0040	mg/Kg wet	0.0400		91.3	70-130			
o-Xylene	0.0168	0.0020	mg/Kg wet	0.0200		83.9	70-130			
Surrogate: 1,2-Dichloroethane-d4	*0.0448*		mg/Kg wet	0.0500		89.6	70-130			
Surrogate: Toluene-d8	*0.0510*		mg/Kg wet	0.0500		102	70-130			
Surrogate: 4-Bromofluorobenzene	*0.0501*		mg/Kg wet	0.0500		100	70-130			

con-test® ANALYTICAL LABORATORY

39 Spruce Street * East Longmeadow, MA 01028 * FAX 413/525-6405 * TEL. 413/525-2332

QUALITY CONTROL

Volatile Organic Compounds by GC/MS - Quality Control

Analyte	Result	Reporting Limit	Units	Spike Level	Source Result	%REC		%REC Limits	RPD	RPD Limit	Notes
Batch B076911 - SW-846 5035											
Matrix Spike (B076911-MS1)		**Source: 13G0469-05**		Prepared & Analyzed: 07/17/13							
Acetone	0.245	0.16	mg/Kg dry	0.311	0.0393	**66.1**	*	70-130			MS-24
Acrylonitrile	0.0251	0.0093	mg/Kg dry	0.0311	ND	80.7		70-130			V-16
Benzene	0.0263	0.0031	mg/Kg dry	0.0311	ND	84.6		70-130			
Bromobenzene	0.0229	0.0031	mg/Kg dry	0.0311	ND	73.4		70-130			
Bromodichloromethane	0.0235	0.0031	mg/Kg dry	0.0311	ND	75.6		70-130			
Bromoform	0.0214	0.0031	mg/Kg dry	0.0311	ND	**68.7**	*	70-130			MS-24
Bromomethane	0.0224	0.016	mg/Kg dry	0.0311	ND	71.9		70-130			R-06
2-Butanone (MEK)	0.244	0.062	mg/Kg dry	0.311	ND	78.4		70-130			
n-Butylbenzene	0.0204	0.0031	mg/Kg dry	0.0311	ND	**65.4**	*	70-130			MS-07A
sec-Butylbenzene	0.0226	0.0031	mg/Kg dry	0.0311	ND	72.7		70-130			
tert-Butylbenzene	0.0225	0.0031	mg/Kg dry	0.0311	ND	72.3		70-130			
Carbon Disulfide	0.0231	0.031	mg/Kg dry	0.0311	ND	74.2		70-130			
Carbon Tetrachloride	0.0240	0.0031	mg/Kg dry	0.0311	ND	77.1		70-130			
Chlorobenzene	0.0252	0.0031	mg/Kg dry	0.0311	ND	80.9		70-130			
Chlorodibromomethane	0.0239	0.0062	mg/Kg dry	0.0311	ND	76.9		70-130			
Chloroethane	0.0283	0.031	mg/Kg dry	0.0311	ND	90.9		70-130			
Chloroform	0.0247	0.0062	mg/Kg dry	0.0311	ND	79.2		70-130			
Chloromethane	0.0193	0.016	mg/Kg dry	0.0311	ND	**62.1**	*	70-130			MS-07A
2-Chlorotoluene	0.0242	0.0031	mg/Kg dry	0.0311	ND	77.7		70-130			
4-Chlorotoluene	0.0245	0.0031	mg/Kg dry	0.0311	ND	78.8		70-130			
1,2-Dibromo-3-chloropropane (DBCP)	0.0227	0.0031	mg/Kg dry	0.0311	ND	72.8		70-130			V-16
1,2-Dibromoethane (EDB)	0.0279	0.0016	mg/Kg dry	0.0311	ND	89.7		70-130			
Dibromomethane	0.0265	0.0031	mg/Kg dry	0.0311	ND	85.0		70-130			
1,2-Dichlorobenzene	0.0229	0.0031	mg/Kg dry	0.0311	ND	73.4		70-130			
1,3-Dichlorobenzene	0.0244	0.0031	mg/Kg dry	0.0311	ND	78.3		70-130			
1,4-Dichlorobenzene	0.0216	0.0031	mg/Kg dry	0.0311	ND	**69.3**	*	70-130			MS-24
trans-1,4-Dichloro-2-butene	0.0244	0.0062	mg/Kg dry	0.0311	ND	78.5		70-130			
Dichlorodifluoromethane (Freon 12)	0.0153	0.031	mg/Kg dry	0.0311	ND	**49.3**	*	70-130			MS-07A
1,1-Dichloroethane	0.0220	0.0031	mg/Kg dry	0.0311	ND	70.7		70-130			
1,2-Dichloroethane	0.0247	0.0031	mg/Kg dry	0.0311	ND	79.2		70-130			
1,1-Dichloroethylene	0.0269	0.0062	mg/Kg dry	0.0311	ND	86.5		70-130			
cis-1,2-Dichloroethylene	0.0225	0.0031	mg/Kg dry	0.0311	ND	72.4		70-130			
trans-1,2-Dichloroethylene	0.0223	0.0031	mg/Kg dry	0.0311	ND	71.7		70-130			
1,2-Dichloropropane	0.0266	0.0031	mg/Kg dry	0.0311	ND	85.4		70-130			
1,3-Dichloropropane	0.0268	0.0016	mg/Kg dry	0.0311	ND	86.1		70-130			
2,2-Dichloropropane	0.0239	0.0031	mg/Kg dry	0.0311	ND	76.7		70-130			
1,1-Dichloropropene	0.0268	0.0031	mg/Kg dry	0.0311	ND	86.0		70-130			
cis-1,3-Dichloropropene	0.0240	0.0016	mg/Kg dry	0.0311	ND	77.0		70-130			
trans-1,3-Dichloropropene	0.0276	0.0016	mg/Kg dry	0.0311	ND	88.5		70-130			
Ethylbenzene	0.0243	0.0031	mg/Kg dry	0.0311	ND	77.9		70-130			
Hexachlorobutadiene	0.0210	0.0031	mg/Kg dry	0.0311	ND	**67.4**	*	70-130			MS-07A
2-Hexanone (MBK)	0.270	0.062	mg/Kg dry	0.311	ND	86.8		70-130			
Isopropylbenzene (Cumene)	0.0232	0.0031	mg/Kg dry	0.0311	ND	74.4		70-130			
p-Isopropyltoluene (p-Cymene)	0.0222	0.0031	mg/Kg dry	0.0311	0.00423	**57.8**	*	70-130			MS-07A
Methyl tert-Butyl Ether (MTBE)	0.0271	0.0062	mg/Kg dry	0.0311	ND	87.0		70-130			
Methylene Chloride	0.0384	0.031	mg/Kg dry	0.0311	0.0142	77.7		70-130			
4-Methyl-2-pentanone (MIBK)	0.273	0.062	mg/Kg dry	0.311	ND	87.8		70-130			
Naphthalene	0.0200	0.0062	mg/Kg dry	0.0311	ND	**64.4**	*	70-130			MS-07A
n-Propylbenzene	0.0250	0.0031	mg/Kg dry	0.0311	ND	80.2		70-130			
Styrene	0.0222	0.0031	mg/Kg dry	0.0311	ND	71.4		70-130			
1,1,1,2-Tetrachloroethane	0.0237	0.0031	mg/Kg dry	0.0311	ND	76.0		70-130			
1,1,2,2-Tetrachloroethane	0.0256	0.0016	mg/Kg dry	0.0311	ND	82.2		70-130			

con-test® ANALYTICAL LABORATORY

39 Spruce Street * East Longmeadow, MA 01028 * FAX 413/525-6405 * TEL. 413/525-2332

QUALITY CONTROL

Volatile Organic Compounds by GC/MS - Quality Control

Analyte	Result	Reporting Limit	Units	Spike Level	Source Result	%REC		%REC Limits	RPD	RPD Limit	Notes
Batch B076911 - SW-846 5035											
Matrix Spike (B076911-MS1)		**Source: 13G0469-05**		Prepared & Analyzed: 07/17/13							
Tetrachloroethylene	0.0261	0.0031	mg/Kg dry	0.0311	ND	83.8		70-130			
Tetrahydrofuran	0.0281	0.016	mg/Kg dry	0.0311	ND	90.4		70-130			V-16
Toluene	0.0259	0.0031	mg/Kg dry	0.0311	ND	83.3		70-130			
1,2,3-Trichlorobenzene	0.0193	0.0031	mg/Kg dry	0.0311	ND	**61.9**	*	70-130			MS-07A
1,2,4-Trichlorobenzene	0.0225	0.0031	mg/Kg dry	0.0311	ND	72.3		70-130			
1,1,1-Trichloroethane	0.0243	0.0031	mg/Kg dry	0.0311	ND	78.0		70-130			
1,1,2-Trichloroethane	0.0268	0.0031	mg/Kg dry	0.0311	ND	86.1		70-130			
Trichloroethylene	0.0232	0.0031	mg/Kg dry	0.0311	ND	74.5		70-130			
Trichlorofluoromethane (Freon 11)	0.0307	0.016	mg/Kg dry	0.0311	ND	98.5		70-130			
1,2,3-Trichloropropane	0.0257	0.0031	mg/Kg dry	0.0311	ND	82.4		70-130			
1,1,2-Trichloro-1,2,2-trifluoroethane (Freon 113)	0.0279	0.016	mg/Kg dry	0.0311	ND	89.5		70-130			
1,2,4-Trimethylbenzene	0.0211	0.0031	mg/Kg dry	0.0311	ND	**67.7**	*	70-130			MS-24
1,3,5-Trimethylbenzene	0.0222	0.0031	mg/Kg dry	0.0311	ND	71.4		70-130			
Vinyl Chloride	0.0236	0.016	mg/Kg dry	0.0311	ND	75.7		70-130			
m+p Xylene	0.0479	0.0062	mg/Kg dry	0.0623	ND	76.9		70-130			
o-Xylene	0.0237	0.0031	mg/Kg dry	0.0311	ND	76.0		70-130			
Surrogate: 1,2-Dichloroethane-d4	*0.0717*		mg/Kg dry	0.0778		92.1		70-130			
Surrogate: Toluene-d8	*0.0792*		mg/Kg dry	0.0778		102		70-130			
Surrogate: 4-Bromofluorobenzene	*0.0795*		mg/Kg dry	0.0778		102		70-130			
Matrix Spike Dup (B076911-MSD1)		**Source: 13G0469-05**		Prepared & Analyzed: 07/17/13							
Acetone	0.279	0.14	mg/Kg dry	0.285	0.0393	84.2		70-130	13.0	30	
Acrylonitrile	0.0221	0.0085	mg/Kg dry	0.0285	ND	77.7		70-130	12.7	30	V-16
Benzene	0.0243	0.0028	mg/Kg dry	0.0285	ND	85.4		70-130	7.95	30	
Bromobenzene	0.0221	0.0028	mg/Kg dry	0.0285	ND	77.5		70-130	3.46	30	
Bromodichloromethane	0.0222	0.0028	mg/Kg dry	0.0285	ND	77.9		70-130	5.90	30	
Bromoform	0.0217	0.0028	mg/Kg dry	0.0285	ND	76.3		70-130	1.60	30	
Bromomethane	0.0153	0.014	mg/Kg dry	0.0285	ND	**53.6**	*	70-130	**37.8**	* 30	MS-23, R-06
2-Butanone (MEK)	0.237	0.057	mg/Kg dry	0.285	ND	83.3		70-130	2.82	30	
n-Butylbenzene	0.0198	0.0028	mg/Kg dry	0.0285	ND	**69.6**	*	70-130	2.67	30	MS-07A
sec-Butylbenzene	0.0231	0.0028	mg/Kg dry	0.0285	ND	81.1		70-130	2.04	30	
tert-Butylbenzene	0.0217	0.0028	mg/Kg dry	0.0285	ND	76.2		70-130	3.64	30	
Carbon Disulfide	0.0243	0.028	mg/Kg dry	0.0285	ND	85.2		70-130	4.93	30	
Carbon Tetrachloride	0.0216	0.0028	mg/Kg dry	0.0285	ND	75.8		70-130	10.6	30	
Chlorobenzene	0.0244	0.0028	mg/Kg dry	0.0285	ND	85.5		70-130	3.36	30	
Chlorodibromomethane	0.0230	0.0057	mg/Kg dry	0.0285	ND	80.7		70-130	4.07	30	
Chloroethane	0.0256	0.028	mg/Kg dry	0.0285	ND	89.9		70-130	9.99	30	
Chloroform	0.0236	0.0057	mg/Kg dry	0.0285	ND	82.8		70-130	4.45	30	
Chloromethane	0.0199	0.014	mg/Kg dry	0.0285	ND	**69.7**	*	70-130	2.65	30	MS-07A
2-Chlorotoluene	0.0234	0.0028	mg/Kg dry	0.0285	ND	82.3		70-130	3.14	30	
4-Chlorotoluene	0.0237	0.0028	mg/Kg dry	0.0285	ND	83.3		70-130	3.34	30	
1,2-Dibromo-3-chloropropane (DBCP)	0.0232	0.0028	mg/Kg dry	0.0285	ND	81.3		70-130	2.15	30	V-16
1,2-Dibromoethane (EDB)	0.0267	0.0014	mg/Kg dry	0.0285	ND	93.7		70-130	4.53	30	
Dibromomethane	0.0257	0.0028	mg/Kg dry	0.0285	ND	90.1		70-130	3.07	30	
1,2-Dichlorobenzene	0.0220	0.0028	mg/Kg dry	0.0285	ND	77.4		70-130	3.59	30	
1,3-Dichlorobenzene	0.0227	0.0028	mg/Kg dry	0.0285	ND	79.8		70-130	6.99	30	
1,4-Dichlorobenzene	0.0206	0.0028	mg/Kg dry	0.0285	ND	72.4		70-130	4.52	30	
trans-1,4-Dichloro-2-butene	0.0217	0.0057	mg/Kg dry	0.0285	ND	76.3		70-130	11.7	30	
Dichlorodifluoromethane (Freon 12)	0.0147	0.028	mg/Kg dry	0.0285	ND	**51.5**	*	70-130	4.53	30	MS-07A
1,1-Dichloroethane	0.0211	0.0028	mg/Kg dry	0.0285	ND	74.0		70-130	4.33	30	
1,2-Dichloroethane	0.0237	0.0028	mg/Kg dry	0.0285	ND	83.2		70-130	3.97	30	
1,1-Dichloroethylene	0.0293	0.0057	mg/Kg dry	0.0285	ND	103		70-130	8.27	30	

con-test® ANALYTICAL LABORATORY

39 Spruce Street * East Longmeadow, MA 01028 * FAX 413/525-6405 * TEL. 413/525-2332

QUALITY CONTROL

Volatile Organic Compounds by GC/MS - Quality Control

Analyte	Result	Reporting Limit	Units	Spike Level	Source Result	%REC		%REC Limits	RPD	RPD Limit	Notes
Batch B076911 - SW-846 5035											
Matrix Spike Dup (B076911-MSD1)		**Source: 13G0469-05**		Prepared & Analyzed: 07/17/13							
cis-1,2-Dichloroethylene	0.0207	0.0028	mg/Kg dry	0.0285	ND	72.8		70-130	8.34	30	
trans-1,2-Dichloroethylene	0.0205	0.0028	mg/Kg dry	0.0285	ND	72.1		70-130	8.33	30	
1,2-Dichloropropane	0.0232	0.0028	mg/Kg dry	0.0285	ND	81.5		70-130	13.5	30	
1,3-Dichloropropane	0.0268	0.0014	mg/Kg dry	0.0285	ND	94.1		70-130	0.00985	30	
2,2-Dichloropropane	0.0224	0.0028	mg/Kg dry	0.0285	ND	78.6		70-130	6.45	30	
1,1-Dichloropropene	0.0230	0.0028	mg/Kg dry	0.0285	ND	80.9		70-130	15.0	30	
cis-1,3-Dichloropropene	0.0220	0.0014	mg/Kg dry	0.0285	ND	77.4		70-130	8.37	30	
trans-1,3-Dichloropropene	0.0257	0.0014	mg/Kg dry	0.0285	ND	90.4		70-130	6.77	30	
Ethylbenzene	0.0231	0.0028	mg/Kg dry	0.0285	ND	81.1		70-130	4.87	30	
Hexachlorobutadiene	0.0193	0.0028	mg/Kg dry	0.0285	ND	**67.6**	*	70-130	8.59	30	MS-07A
2-Hexanone (MBK)	0.258	0.057	mg/Kg dry	0.285	ND	90.6		70-130	4.62	30	
Isopropylbenzene (Cumene)	0.0225	0.0028	mg/Kg dry	0.0285	ND	78.9		70-130	3.02	30	
p-Isopropyltoluene (p-Cymene)	0.0224	0.0028	mg/Kg dry	0.0285	0.00423	**63.7**	*	70-130	0.713	30	MS-07A
Methyl tert-Butyl Ether (MTBE)	0.0260	0.0057	mg/Kg dry	0.0285	ND	91.3		70-130	4.07	30	
Methylene Chloride	0.0346	0.028	mg/Kg dry	0.0285	0.0142	71.5		70-130	10.5	30	
4-Methyl-2-pentanone (MIBK)	0.273	0.057	mg/Kg dry	0.285	ND	96.0		70-130	0.0453	30	
Naphthalene	0.0173	0.0057	mg/Kg dry	0.0285	ND	**60.8**	*	70-130	14.6	30	MS-07A
n-Propylbenzene	0.0241	0.0028	mg/Kg dry	0.0285	ND	84.6		70-130	3.55	30	
Styrene	0.0224	0.0028	mg/Kg dry	0.0285	ND	78.5		70-130	0.585	30	
1,1,1,2-Tetrachloroethane	0.0225	0.0028	mg/Kg dry	0.0285	ND	79.0		70-130	5.02	30	
1,1,2,2-Tetrachloroethane	0.0255	0.0014	mg/Kg dry	0.0285	ND	89.5		70-130	0.386	30	
Tetrachloroethylene	0.0241	0.0028	mg/Kg dry	0.0285	ND	84.7		70-130	7.82	30	
Tetrahydrofuran	0.0308	0.014	mg/Kg dry	0.0285	ND	108		70-130	9.07	30	V-16
Toluene	0.0243	0.0028	mg/Kg dry	0.0285	ND	85.4		70-130	6.40	30	
1,2,3-Trichlorobenzene	0.0164	0.0028	mg/Kg dry	0.0285	ND	**57.7**	*	70-130	15.9	30	MS-07A
1,2,4-Trichlorobenzene	0.0206	0.0028	mg/Kg dry	0.0285	ND	72.3		70-130	8.89	30	
1,1,1-Trichloroethane	0.0218	0.0028	mg/Kg dry	0.0285	ND	76.4		70-130	11.0	30	
1,1,2-Trichloroethane	0.0250	0.0028	mg/Kg dry	0.0285	ND	87.9		70-130	6.82	30	
Trichloroethylene	0.0214	0.0028	mg/Kg dry	0.0285	ND	75.3		70-130	7.82	30	
Trichlorofluoromethane (Freon 11)	0.0256	0.014	mg/Kg dry	0.0285	ND	89.8		70-130	18.1	30	
1,2,3-Trichloropropane	0.0232	0.0028	mg/Kg dry	0.0285	ND	81.4		70-130	10.1	30	
1,1,2-Trichloro-1,2,2-trifluoroethane (Freon 113)	0.0307	0.014	mg/Kg dry	0.0285	ND	108		70-130	9.61	30	
1,2,4-Trimethylbenzene	0.0209	0.0028	mg/Kg dry	0.0285	ND	73.4		70-130	0.811	30	
1,3,5-Trimethylbenzene	0.0218	0.0028	mg/Kg dry	0.0285	ND	76.5		70-130	2.00	30	
Vinyl Chloride	0.0224	0.014	mg/Kg dry	0.0285	ND	78.5		70-130	5.26	30	
m+p Xylene	0.0468	0.0057	mg/Kg dry	0.0570	ND	82.2		70-130	2.29	30	
o-Xylene	0.0231	0.0028	mg/Kg dry	0.0285	ND	81.1		70-130	2.40	30	
Surrogate: 1,2-Dichloroethane-d4	*0.0651*		mg/Kg dry	0.0712		91.4		70-130			
Surrogate: Toluene-d8	*0.0728*		mg/Kg dry	0.0712		102		70-130			
Surrogate: 4-Bromofluorobenzene	*0.0710*		mg/Kg dry	0.0712		99.8		70-130			

con-test® ANALYTICAL LABORATORY

39 Spruce Street * East Longmeadow, MA 01028 * FAX 413/525-6405 * TEL. 413/525-2332

QUALITY CONTROL

Semivolatile Organic Compounds by GC/MS - Quality Control

Analyte	Result	Reporting Limit	Units	Spike Level	Source Result	%REC	%REC Limits	RPD	RPD Limit	Notes
Batch B076851 - SW-846 3546										
Blank (B076851-BLK1)				Prepared: 07/16/13 Analyzed: 07/18/13						
Acenaphthene	ND	0.17	mg/Kg wet							
Acenaphthylene	ND	0.17	mg/Kg wet							
Anthracene	ND	0.17	mg/Kg wet							
Benzo(a)anthracene	ND	0.17	mg/Kg wet							
Benzo(a)pyrene	ND	0.17	mg/Kg wet							
Benzo(b)fluoranthene	ND	0.17	mg/Kg wet							
Benzo(g,h,i)perylene	ND	0.17	mg/Kg wet							
Benzo(k)fluoranthene	ND	0.17	mg/Kg wet							
Chrysene	ND	0.17	mg/Kg wet							
Dibenz(a,h)anthracene	ND	0.17	mg/Kg wet							
Fluoranthene	ND	0.17	mg/Kg wet							
Fluorene	ND	0.17	mg/Kg wet							
Indeno(1,2,3-cd)pyrene	ND	0.17	mg/Kg wet							
2-Methylnaphthalene	ND	0.17	mg/Kg wet							
Naphthalene	ND	0.17	mg/Kg wet							
Phenanthrene	ND	0.17	mg/Kg wet							
Pyrene	ND	0.17	mg/Kg wet							
Surrogate: Nitrobenzene-d5	*2.57*		mg/Kg wet	3.33		77.2	30-130			
Surrogate: 2-Fluorobiphenyl	*2.47*		mg/Kg wet	3.33		74.1	30-130			
Surrogate: p-Terphenyl-d14	*3.22*		mg/Kg wet	3.33		96.6	30-130			
LCS (B076851-BS1)				Prepared: 07/16/13 Analyzed: 07/18/13						
Acenaphthene	1.38	0.17	mg/Kg wet	1.67		83.1	40-140			
Acenaphthylene	1.42	0.17	mg/Kg wet	1.67		85.4	40-140			
Anthracene	1.52	0.17	mg/Kg wet	1.67		91.5	40-140			
Benzo(a)anthracene	1.55	0.17	mg/Kg wet	1.67		92.8	40-140			
Benzo(a)pyrene	1.52	0.17	mg/Kg wet	1.67		90.9	40-140			
Benzo(b)fluoranthene	1.28	0.17	mg/Kg wet	1.67		76.7	40-140			
Benzo(g,h,i)perylene	1.68	0.17	mg/Kg wet	1.67		101	40-140			
Benzo(k)fluoranthene	1.41	0.17	mg/Kg wet	1.67		84.7	40-140			
Chrysene	1.58	0.17	mg/Kg wet	1.67		94.6	40-140			
Dibenz(a,h)anthracene	1.65	0.17	mg/Kg wet	1.67		98.8	40-140			
Fluoranthene	1.53	0.17	mg/Kg wet	1.67		91.6	40-140			
Fluorene	1.31	0.17	mg/Kg wet	1.67		78.4	40-140			
Indeno(1,2,3-cd)pyrene	1.66	0.17	mg/Kg wet	1.67		99.7	40-140			
2-Methylnaphthalene	1.19	0.17	mg/Kg wet	1.67		71.2	40-140			
Naphthalene	1.26	0.17	mg/Kg wet	1.67		75.6	40-140			
Phenanthrene	1.59	0.17	mg/Kg wet	1.67		95.5	40-140			
Pyrene	1.57	0.17	mg/Kg wet	1.67		94.0	40-140			
Surrogate: Nitrobenzene-d5	*2.72*		mg/Kg wet	3.33		81.6	30-130			
Surrogate: 2-Fluorobiphenyl	*2.78*		mg/Kg wet	3.33		83.3	30-130			
Surrogate: p-Terphenyl-d14	*3.48*		mg/Kg wet	3.33		105	30-130			

con-test® ANALYTICAL LABORATORY

39 Spruce Street * East Longmeadow, MA 01028 * FAX 413/525-6405 * TEL. 413/525-2332

QUALITY CONTROL

Semivolatile Organic Compounds by GC/MS - Quality Control

Analyte	Result	Reporting Limit	Units	Spike Level	Source Result	%REC	%REC Limits	RPD	RPD Limit	Notes
Batch B076851 - SW-846 3546										
LCS Dup (B076851-BSD1)				Prepared: 07/16/13 Analyzed: 07/18/13						
Acenaphthene	1.28	0.17	mg/Kg wet	1.67		76.7	40-140	7.91	30	
Acenaphthylene	1.29	0.17	mg/Kg wet	1.67		77.4	40-140	9.83	30	
Anthracene	1.39	0.17	mg/Kg wet	1.67		83.4	40-140	9.22	30	
Benzo(a)anthracene	1.42	0.17	mg/Kg wet	1.67		85.5	40-140	8.25	30	
Benzo(a)pyrene	1.37	0.17	mg/Kg wet	1.67		82.2	40-140	10.1	30	
Benzo(b)fluoranthene	1.15	0.17	mg/Kg wet	1.67		69.2	40-140	10.3	30	
Benzo(g,h,i)perylene	1.53	0.17	mg/Kg wet	1.67		91.9	40-140	9.49	30	
Benzo(k)fluoranthene	1.32	0.17	mg/Kg wet	1.67		79.3	40-140	6.68	30	
Chrysene	1.43	0.17	mg/Kg wet	1.67		85.6	40-140	9.99	30	
Dibenz(a,h)anthracene	1.48	0.17	mg/Kg wet	1.67		88.7	40-140	10.9	30	
Fluoranthene	1.43	0.17	mg/Kg wet	1.67		85.7	40-140	6.68	30	
Fluorene	1.18	0.17	mg/Kg wet	1.67		70.5	40-140	10.6	30	
Indeno(1,2,3-cd)pyrene	1.43	0.17	mg/Kg wet	1.67		85.6	40-140	15.2	30	
2-Methylnaphthalene	1.10	0.17	mg/Kg wet	1.67		65.8	40-140	7.88	30	
Naphthalene	1.14	0.17	mg/Kg wet	1.67		68.5	40-140	9.77	30	
Phenanthrene	1.44	0.17	mg/Kg wet	1.67		86.2	40-140	10.3	30	
Pyrene	1.44	0.17	mg/Kg wet	1.67		86.2	40-140	8.57	30	
Surrogate: Nitrobenzene-d5	*2.39*		mg/Kg wet	3.33		71.6	30-130			
Surrogate: 2-Fluorobiphenyl	*2.45*		mg/Kg wet	3.33		73.5	30-130			
Surrogate: p-Terphenyl-d14	*3.04*		mg/Kg wet	3.33		91.4	30-130			
Matrix Spike (B076851-MS2)		**Source: 13G0469-05**		Prepared: 07/16/13 Analyzed: 07/18/13						
Acenaphthene	1.08	0.23	mg/Kg dry	2.21	ND	49.1	40-140			
Acenaphthylene	1.10	0.23	mg/Kg dry	2.21	ND	49.7	40-140			
Anthracene	1.14	0.23	mg/Kg dry	2.21	ND	51.5	40-140			
Benzo(a)anthracene	1.26	0.23	mg/Kg dry	2.21	0.114	52.0	40-140			
Benzo(a)pyrene	1.33	0.23	mg/Kg dry	2.21	0.139	54.0	40-140			
Benzo(b)fluoranthene	1.49	0.23	mg/Kg dry	2.21	0.198	58.3	40-140			
Benzo(g,h,i)perylene	0.987	0.23	mg/Kg dry	2.21	ND	44.7	40-140			
Benzo(k)fluoranthene	1.28	0.23	mg/Kg dry	2.21	ND	58.1	40-140			
Chrysene	1.19	0.23	mg/Kg dry	2.21	ND	54.1	40-140			
Dibenz(a,h)anthracene	0.970	0.23	mg/Kg dry	2.21	ND	43.9	40-140			
Fluoranthene	1.44	0.23	mg/Kg dry	2.21	ND	65.2	40-140			
Fluorene	1.07	0.23	mg/Kg dry	2.21	ND	48.5	40-140			
Indeno(1,2,3-cd)pyrene	1.09	0.23	mg/Kg dry	2.21	ND	49.4	40-140			
2-Methylnaphthalene	1.02	0.23	mg/Kg dry	2.21	ND	46.0	40-140			
Naphthalene	1.02	0.23	mg/Kg dry	2.21	ND	46.0	40-140			
Phenanthrene	1.27	0.23	mg/Kg dry	2.21	ND	57.4	40-140			
Pyrene	1.28	0.23	mg/Kg dry	2.21	0.201	48.8	40-140			
Surrogate: Nitrobenzene-d5	*1.90*		mg/Kg dry	4.42		42.9	30-130			
Surrogate: 2-Fluorobiphenyl	*2.18*		mg/Kg dry	4.42		49.4	30-130			
Surrogate: p-Terphenyl-d14	*2.20*		mg/Kg dry	4.42		49.9	30-130			

con-test® ANALYTICAL LABORATORY

39 Spruce Street * East Longmeadow, MA 01028 * FAX 413/525-6405 * TEL. 413/525-2332

QUALITY CONTROL

Semivolatile Organic Compounds by GC/MS - Quality Control

Analyte	Result	Reporting Limit	Units	Spike Level	Source Result	%REC	%REC Limits	RPD	RPD Limit	Notes
Batch B076851 - SW-846 3546										
Matrix Spike Dup (B076851-MSD2)		**Source: 13G0469-05**		Prepared: 07/16/13 Analyzed: 07/18/13						
Acenaphthene	1.10	0.23	mg/Kg dry	2.22	ND	49.3	40-140	1.03	30	
Acenaphthylene	1.14	0.23	mg/Kg dry	2.22	ND	51.1	40-140	3.52	30	
Anthracene	1.17	0.23	mg/Kg dry	2.22	ND	52.5	40-140	2.74	30	
Benzo(a)anthracene	1.27	0.23	mg/Kg dry	2.22	0.114	51.9	40-140	0.347	30	
Benzo(a)pyrene	1.37	0.23	mg/Kg dry	2.22	0.139	55.5	40-140	3.06	30	
Benzo(b)fluoranthene	1.56	0.23	mg/Kg dry	2.22	0.198	61.0	40-140	4.51	30	
Benzo(g,h,i)perylene	0.931	0.23	mg/Kg dry	2.22	ND	41.9	40-140	5.90	30	
Benzo(k)fluoranthene	1.38	0.23	mg/Kg dry	2.22	ND	61.9	40-140	6.96	30	
Chrysene	1.19	0.23	mg/Kg dry	2.22	ND	53.5	40-140	0.379	30	
Dibenz(a,h)anthracene	0.980	0.23	mg/Kg dry	2.22	ND	44.1	40-140	1.03	30	
Fluoranthene	1.53	0.23	mg/Kg dry	2.22	ND	69.0	40-140	6.23	30	
Fluorene	1.03	0.23	mg/Kg dry	2.22	ND	46.4	40-140	3.68	30	
Indeno(1,2,3-cd)pyrene	1.05	0.23	mg/Kg dry	2.22	ND	47.2	40-140	3.89	30	
2-Methylnaphthalene	1.04	0.23	mg/Kg dry	2.22	ND	46.6	40-140	2.09	30	
Naphthalene	1.03	0.23	mg/Kg dry	2.22	ND	46.2	40-140	1.10	30	
Phenanthrene	1.24	0.23	mg/Kg dry	2.22	ND	55.6	40-140	2.63	30	
Pyrene	1.37	0.23	mg/Kg dry	2.22	0.201	52.5	40-140	6.73	30	
Surrogate: Nitrobenzene-d5	*1.98*		mg/Kg dry	4.45		44.5	30-130			
Surrogate: 2-Fluorobiphenyl	*2.44*		mg/Kg dry	4.45		54.8	30-130			
Surrogate: p-Terphenyl-d14	*2.52*		mg/Kg dry	4.45		56.6	30-130			

con-test® ANALYTICAL LABORATORY

39 Spruce Street * East Longmeadow, MA 01028 * FAX 413/525-6405 * TEL. 413/525-2332

QUALITY CONTROL

Polychlorinated Biphenyls By GC/ECD - Quality Control

Analyte	Result	Reporting Limit	Units	Spike Level	Source Result	%REC	%REC Limits	RPD	RPD Limit	Notes
Batch B076766 - SW-846 3546										
Blank (B076766-BLK1)				Prepared: 07/15/13 Analyzed: 07/16/13						
Aroclor-1016	ND	0.020	mg/Kg wet							
Aroclor-1016 [2C]	ND	0.020	mg/Kg wet							
Aroclor-1221	ND	0.020	mg/Kg wet							
Aroclor-1221 [2C]	ND	0.020	mg/Kg wet							
Aroclor-1232	ND	0.020	mg/Kg wet							
Aroclor-1232 [2C]	ND	0.020	mg/Kg wet							
Aroclor-1242	ND	0.020	mg/Kg wet							
Aroclor-1242 [2C]	ND	0.020	mg/Kg wet							
Aroclor-1248	ND	0.020	mg/Kg wet							
Aroclor-1248 [2C]	ND	0.020	mg/Kg wet							
Aroclor-1254	ND	0.020	mg/Kg wet							
Aroclor-1254 [2C]	ND	0.020	mg/Kg wet							
Aroclor-1260	ND	0.020	mg/Kg wet							
Aroclor-1260 [2C]	ND	0.020	mg/Kg wet							
Aroclor-1262	ND	0.020	mg/Kg wet							
Aroclor-1262 [2C]	ND	0.020	mg/Kg wet							
Aroclor-1268	ND	0.020	mg/Kg wet							
Aroclor-1268 [2C]	ND	0.020	mg/Kg wet							
Surrogate: Decachlorobiphenyl	*0.180*		mg/Kg wet	0.200		89.9	30-150			
Surrogate: Decachlorobiphenyl [2C]	*0.176*		mg/Kg wet	0.200		88.2	30-150			
Surrogate: Tetrachloro-m-xylene	*0.169*		mg/Kg wet	0.200		84.3	30-150			
Surrogate: Tetrachloro-m-xylene [2C]	*0.168*		mg/Kg wet	0.200		83.9	30-150			
LCS (B076766-BS1)				Prepared: 07/15/13 Analyzed: 07/16/13						
Aroclor-1016	0.19	0.10	mg/Kg wet	0.200		93.3	40-140			
Aroclor-1016 [2C]	0.19	0.10	mg/Kg wet	0.200		93.9	40-140			
Aroclor-1260	0.19	0.10	mg/Kg wet	0.200		92.5	40-140			
Aroclor-1260 [2C]	0.18	0.10	mg/Kg wet	0.200		89.8	40-140			
Surrogate: Decachlorobiphenyl	*0.198*		mg/Kg wet	0.200		99.2	30-150			
Surrogate: Decachlorobiphenyl [2C]	*0.186*		mg/Kg wet	0.200		93.0	30-150			
Surrogate: Tetrachloro-m-xylene	*0.192*		mg/Kg wet	0.200		96.1	30-150			
Surrogate: Tetrachloro-m-xylene [2C]	*0.188*		mg/Kg wet	0.200		93.8	30-150			
LCS Dup (B076766-BSD1)				Prepared: 07/15/13 Analyzed: 07/16/13						
Aroclor-1016	0.19	0.10	mg/Kg wet	0.200		96.6	40-140	3.54	30	
Aroclor-1016 [2C]	0.19	0.10	mg/Kg wet	0.200		96.7	40-140	2.95	30	
Aroclor-1260	0.19	0.10	mg/Kg wet	0.200		97.3	40-140	5.05	30	
Aroclor-1260 [2C]	0.19	0.10	mg/Kg wet	0.200		94.8	40-140	5.42	30	
Surrogate: Decachlorobiphenyl	*0.204*		mg/Kg wet	0.200		102	30-150			
Surrogate: Decachlorobiphenyl [2C]	*0.189*		mg/Kg wet	0.200		94.3	30-150			
Surrogate: Tetrachloro-m-xylene	*0.193*		mg/Kg wet	0.200		96.5	30-150			
Surrogate: Tetrachloro-m-xylene [2C]	*0.188*		mg/Kg wet	0.200		94.0	30-150			

con-test® ANALYTICAL LABORATORY

39 Spruce Street * East Longmeadow, MA 01028 * FAX 413/525-6405 * TEL. 413/525-2332

QUALITY CONTROL

Polychlorinated Biphenyls By GC/ECD - Quality Control

Analyte	Result	Reporting Limit	Units	Spike Level	Source Result	%REC	%REC Limits	RPD	RPD Limit	Notes
Batch B076766 - SW-846 3546										
Matrix Spike (B076766-MS2)		**Source: 13G0469-05**		Prepared: 07/15/13 Analyzed: 07/16/13						
Aroclor-1016	0.21	0.13	mg/Kg dry	0.253	ND	82.3	40-140			
Aroclor-1016 [2C]	0.22	0.13	mg/Kg dry	0.253	ND	85.2	40-140			
Aroclor-1260	0.22	0.13	mg/Kg dry	0.253	ND	87.4	40-140			
Aroclor-1260 [2C]	0.22	0.13	mg/Kg dry	0.253	ND	87.3	40-140			
Surrogate: Decachlorobiphenyl	*0.213*		mg/Kg dry	0.253		84.4	30-150			
Surrogate: Decachlorobiphenyl [2C]	*0.187*		mg/Kg dry	0.253		74.0	30-150			
Surrogate: Tetrachloro-m-xylene	*0.211*		mg/Kg dry	0.253		83.4	30-150			
Surrogate: Tetrachloro-m-xylene [2C]	*0.199*		mg/Kg dry	0.253		78.7	30-150			
Matrix Spike Dup (B076766-MSD2)		**Source: 13G0469-05**		Prepared: 07/15/13 Analyzed: 07/16/13						
Aroclor-1016	0.20	0.13	mg/Kg dry	0.255	ND	79.8	40-140	2.14	30	
Aroclor-1016 [2C]	0.20	0.13	mg/Kg dry	0.255	ND	79.8	40-140	5.59	30	
Aroclor-1260	0.21	0.13	mg/Kg dry	0.255	ND	83.5	40-140	3.65	30	
Aroclor-1260 [2C]	0.21	0.13	mg/Kg dry	0.255	ND	81.1	40-140	6.39	30	
Surrogate: Decachlorobiphenyl	*0.195*		mg/Kg dry	0.255		76.4	30-150			
Surrogate: Decachlorobiphenyl [2C]	*0.180*		mg/Kg dry	0.255		70.6	30-150			
Surrogate: Tetrachloro-m-xylene	*0.201*		mg/Kg dry	0.255		78.8	30-150			
Surrogate: Tetrachloro-m-xylene [2C]	*0.190*		mg/Kg dry	0.255		74.5	30-150			

con-test® ANALYTICAL LABORATORY

39 Spruce Street * East Longmeadow, MA 01028 * FAX 413/525-6405 * TEL. 413/525-2332

QUALITY CONTROL

Petroleum Hydrocarbons Analyses - Quality Control

Analyte	Result	Reporting Limit	Units	Spike Level	Source Result	%REC		%REC Limits	RPD	RPD Limit	Notes
Batch B076765 - SW-846 3546											
Blank (B076765-BLK1)				Prepared: 07/15/13 Analyzed: 07/16/13							
CT ETPH	ND	10	mg/Kg wet								
Surrogate: o-Terphenyl	*1.88*		mg/Kg wet	3.33		56.5		50-150			
LCS (B076765-BS1)				Prepared: 07/15/13 Analyzed: 07/16/13							
CT ETPH	26.7	10	mg/Kg wet	33.3		80.1		60-120			
Surrogate: o-Terphenyl	*2.05*		mg/Kg wet	3.33		61.4		50-150			
LCS Dup (B076765-BSD1)				Prepared: 07/15/13 Analyzed: 07/16/13							
CT ETPH	21.8	10	mg/Kg wet	33.3		65.4		60-120	20.2	30	
Surrogate: o-Terphenyl	*1.87*		mg/Kg wet	3.33		56.2		50-150			
Matrix Spike (B076765-MS2)	**Source: 13G0469-05**			Prepared: 07/15/13 Analyzed: 07/18/13							
CT ETPH	817	130	mg/Kg dry	44.3	632	**418**	*	50-150			MS-19
Surrogate: o-Terphenyl	*3.30*		mg/Kg dry	4.43		74.5		50-150			
Matrix Spike Dup (B076765-MSD2)	**Source: 13G0469-05**			Prepared: 07/15/13 Analyzed: 07/18/13							
CT ETPH	794	130	mg/Kg dry	44.0	632	**367**	*	50-150	2.92	30	MS-19
Surrogate: o-Terphenyl	*3.41*		mg/Kg dry	4.40		77.5		50-150			

con-test® ANALYTICAL LABORATORY

39 Spruce Street * East Longmeadow, MA 01028 * FAX 413/525-6405 * TEL. 413/525-2332

QUALITY CONTROL

Metals Analyses (Total) - Quality Control

Analyte	Result	Reporting Limit	Units	Spike Level	Source Result	%REC	%REC Limits	RPD	RPD Limit	Notes
Batch B076602 - SW-846 3050B										
Blank (B076602-BLK1)				Prepared: 07/12/13 Analyzed: 07/15/13						
Antimony	ND	2.5	mg/Kg wet							
Arsenic	ND	2.5	mg/Kg wet							
Beryllium	ND	0.25	mg/Kg wet							
Cadmium	ND	0.25	mg/Kg wet							
Chromium	ND	0.50	mg/Kg wet							
Copper	ND	0.50	mg/Kg wet							
Lead	ND	0.75	mg/Kg wet							
Nickel	ND	0.50	mg/Kg wet							
Selenium	ND	5.0	mg/Kg wet							
Silver	ND	0.50	mg/Kg wet							
Thallium	ND	2.5	mg/Kg wet							
Zinc	ND	1.0	mg/Kg wet							
LCS (B076602-BS1)				Prepared: 07/12/13 Analyzed: 07/15/13						
Antimony	104	5.0	mg/Kg wet	106		97.8	8.2-218.9			
Arsenic	197	5.0	mg/Kg wet	182		108	83-117.6			
Beryllium	110	0.50	mg/Kg wet	98.3		111	83.9-116			
Cadmium	66.0	0.50	mg/Kg wet	60.4		109	83.1-116.9			
Chromium	140	1.0	mg/Kg wet	125		112	81.6-117.6			
Copper	92.3	1.0	mg/Kg wet	80.1		115	83.8-116.1			
Lead	143	1.5	mg/Kg wet	136		105	82.4-117.8			
Nickel	135	1.0	mg/Kg wet	128		106	84.4-115.6			
Selenium	92.1	10	mg/Kg wet	85.9		107	80-120			
Silver	59.5	1.0	mg/Kg wet	61.3		97.0	66.2-133.8			
Thallium	147	5.0	mg/Kg wet	144		102	81.2-118.8			
Zinc	215	2.0	mg/Kg wet	204		105	81.9-117.6			
LCS Dup (B076602-BSD1)				Prepared: 07/12/13 Analyzed: 07/15/13						
Antimony	99.7	5.0	mg/Kg wet	106		94.1	8.2-218.9	3.92	30	
Arsenic	189	5.0	mg/Kg wet	182		104	83-117.6	4.14	30	
Beryllium	106	0.50	mg/Kg wet	98.3		108	83.9-116	3.55	30	
Cadmium	63.7	0.50	mg/Kg wet	60.4		106	83.1-116.9	3.56	30	
Chromium	132	1.0	mg/Kg wet	125		106	81.6-117.6	5.96	30	
Copper	87.5	1.0	mg/Kg wet	80.1		109	83.8-116.1	5.37	30	
Lead	131	1.5	mg/Kg wet	136		96.7	82.4-117.8	8.71	30	
Nickel	130	1.0	mg/Kg wet	128		101	84.4-115.6	4.10	30	
Selenium	87.6	10	mg/Kg wet	85.9		102	80-120	5.07	30	
Silver	56.4	1.0	mg/Kg wet	61.3		92.0	66.2-133.8	5.25	30	
Thallium	141	5.0	mg/Kg wet	144		97.6	81.2-118.8	4.79	30	
Zinc	206	2.0	mg/Kg wet	204		101	81.9-117.6	3.87	30	
Duplicate (B076602-DUP2)		**Source: 13G0469-05**		Prepared: 07/12/13 Analyzed: 07/15/13						**M-07**
Zinc	106	6.5	mg/Kg dry		105			0.497	15	

con-test® ANALYTICAL LABORATORY

39 Spruce Street * East Longmeadow, MA 01028 * FAX 413/525-6405 * TEL. 413/525-2332

QUALITY CONTROL

Metals Analyses (Total) - Quality Control

Analyte	Result	Reporting Limit	Units	Spike Level	Source Result	%REC		%REC Limits	RPD	RPD Limit	Notes
Batch B076602 - SW-846 3050B											
MRL Check (B076602-MRL1)				Prepared: 07/12/13 Analyzed: 07/15/13							
Lead	0.734	0.74	mg/Kg wet	0.744		98.7		80-120			
Matrix Spike (B076602-MS3)		**Source: 13G0469-05**		Prepared: 07/12/13 Analyzed: 07/15/13							
Antimony	15.5	3.2	mg/Kg dry	32.2	ND	**48.0**	*	75-125			MS-07A
Arsenic	94.4	3.2	mg/Kg dry	32.2	49.4	**140**	*	75-125			MS-12
Beryllium	32.5	0.32	mg/Kg dry	32.2	ND	101		75-125			
Cadmium	32.6	0.32	mg/Kg dry	32.2	2.42	93.7		75-125			
Chromium	113	0.64	mg/Kg dry	32.2	69.3	**135**	*	75-125			MS-22
Copper	102	0.64	mg/Kg dry	32.2	60.6	**128**	*	75-125			MS-22
Lead	68.0	0.97	mg/Kg dry	32.2	33.7	107		75-125			
Nickel	43.1	0.64	mg/Kg dry	32.2	13.4	92.0		75-125			
Selenium	33.1	6.4	mg/Kg dry	32.2	1.80	97.2		75-125			
Silver	28.0	0.64	mg/Kg dry	32.2	ND	86.8		75-125			
Thallium	29.7	3.2	mg/Kg dry	32.2	ND	92.2		75-125			
Zinc	144	1.3	mg/Kg dry	32.2	105	120		75-125			
Matrix Spike Dup (B076602-MSD3)		**Source: 13G0469-05**		Prepared: 07/12/13 Analyzed: 07/15/13							
Antimony	19.1	3.3	mg/Kg dry	33.0	ND	**57.9**	*	75-125	21.1	35	MS-07A
Arsenic	91.6	3.3	mg/Kg dry	33.0	49.4	**128**	*	75-125	2.96	35	MS-12
Beryllium	35.1	0.33	mg/Kg dry	33.0	ND	106		75-125	7.41	35	
Cadmium	35.2	0.33	mg/Kg dry	33.0	2.42	99.2		75-125	7.56	35	
Chromium	110	0.66	mg/Kg dry	33.0	69.3	124		75-125	2.19	35	
Copper	100	0.66	mg/Kg dry	33.0	60.6	119		75-125	1.65	35	
Lead	67.0	0.99	mg/Kg dry	33.0	33.7	101		75-125	1.53	35	
Nickel	47.7	0.66	mg/Kg dry	33.0	13.4	104		75-125	10.2	35	
Selenium	33.1	6.6	mg/Kg dry	33.0	1.80	94.9		75-125	0.0973	35	
Silver	29.6	0.66	mg/Kg dry	33.0	ND	89.5		75-125	5.56	35	
Thallium	32.3	3.3	mg/Kg dry	33.0	ND	97.9		75-125	8.53	35	
Zinc	158	1.3	mg/Kg dry	33.0	105	**160**	*	75-125	9.40	35	MS-22
Batch B076715 - SW-846 7471											
Blank (B076715-BLK1)				Prepared: 07/15/13 Analyzed: 07/16/13							
Mercury	ND	0.025	mg/Kg wet								
LCS (B076715-BS1)				Prepared: 07/15/13 Analyzed: 07/16/13							
Mercury	4.22	0.33	mg/Kg wet	4.05		104		71.6-128.1			
LCS Dup (B076715-BSD1)				Prepared: 07/15/13 Analyzed: 07/16/13							
Mercury	4.26	0.33	mg/Kg wet	4.05		105		71.6-128.1	0.938	30	
Duplicate (B076715-DUP1)		**Source: 13G0469-05**		Prepared: 07/15/13 Analyzed: 07/16/13							
Mercury	0.119	0.033	mg/Kg dry		0.0879				29.8	35	

39 Spruce Street * East Longmeadow, MA 01028 * FAX 413/525-6405 * TEL. 413/525-2332

QUALITY CONTROL

Metals Analyses (Total) - Quality Control

Analyte	Result	Reporting Limit	Units	Spike Level	Source Result	%REC	%REC Limits	RPD	RPD Limit	Notes
Batch B076715 - SW-846 7471										
Matrix Spike (B076715-MS1)		**Source: 13G0469-05**		Prepared: 07/15/13 Analyzed: 07/16/13						
Mercury	0.284	0.033	mg/Kg dry	0.221	0.0879	88.7	75-125			
Matrix Spike Dup (B076715-MSD1)		**Source: 13G0469-05**		Prepared: 07/15/13 Analyzed: 07/16/13						
Mercury	0.291	0.033	mg/Kg dry	0.217	0.0879	93.7	75-125	2.56	35	

con-test® ANALYTICAL LABORATORY

39 Spruce Street * East Longmeadow, MA 01028 * FAX 413/525-6405 * TEL. 413/525-2332

QUALITY CONTROL

Conventional Chemistry Parameters by EPA/APHA/SW-846 Methods (Total) - Quality Control

Analyte	Result	Reporting Limit	Units	Spike Level	Source Result	%REC		%REC Limits	RPD		RPD Limit	Notes
Batch B076624 - % Solids												
Duplicate (B076624-DUP2)		**Source: 13G0469-01**		Prepared & Analyzed: 07/12/13								
% Solids	82.1		% Wt		82.3				0.243		20	
Duplicate (B076624-DUP3)		**Source: 13G0469-10**		Prepared & Analyzed: 07/12/13								
% Solids	76.1		% Wt		78.9				3.61		20	
Batch B076763 - SW-846 7196A												
Blank (B076763-BLK1)				Prepared & Analyzed: 07/16/13								
Hexavalent Chromium	ND	0.16	mg/Kg wet									
LCS (B076763-BS1)				Prepared & Analyzed: 07/16/13								
Hexavalent Chromium	79	1.9	mg/Kg wet	88.0		90.2		80-120				
LCS Dup (B076763-BSD1)				Prepared & Analyzed: 07/16/13								
Hexavalent Chromium	75	1.9	mg/Kg wet	88.1		85.5		80-120	5.29		20	
Matrix Spike (B076763-MS1) MS		**Source: 13G0469-04**		Prepared & Analyzed: 07/16/13								
Hexavalent Chromium	27	1.9	mg/Kg dry	46.9	ND	**57.5**	*	75-125				MS-16
Matrix Spike (B076763-MS2) MSPD		**Source: 13G0469-04**		Prepared & Analyzed: 07/16/13								
Hexavalent Chromium	15	1.9	mg/Kg dry	47.4	ND	**32.7**	*	75-125				MS-16
Matrix Spike (B076763-MS3) Insoluble MS		**Source: 13G0469-04**		Prepared & Analyzed: 07/16/13								
Hexavalent Chromium	590	19	mg/Kg dry	760	ND	78.1		75-125				
Matrix Spike Dup (B076763-MSD1) MS Dup		**Source: 13G0469-04**		Prepared & Analyzed: 07/16/13								
Hexavalent Chromium	11	1.9	mg/Kg dry	47.9	ND	**22.0**	*	75-125	**87.4**	*	35	MS-16

con-test® ANALYTICAL LABORATORY

39 Spruce Street * East Longmeadow, MA 01028 * FAX 413/525-6405 * TEL. 413/525-2332

QUALITY CONTROL

SPLP - Metals Analyses - Quality Control

Analyte	Result	Reporting Limit	Units	Spike Level	Source Result	%REC		%REC Limits	RPD	RPD Limit	Notes
Batch B076788 - SW-846 7470A Prep											
Blank (B076788-BLK1)				Prepared & Analyzed: 07/16/13							
Mercury	ND	0.00010	mg/L								
LCS (B076788-BS1)				Prepared & Analyzed: 07/16/13							
Mercury	0.00187	0.00010	mg/L	0.00200		93.3		80-120			
LCS Dup (B076788-BSD1)				Prepared & Analyzed: 07/16/13							
Mercury	0.00180	0.00010	mg/L	0.00200		89.8		80-120	3.79	20	
Matrix Spike (B076788-MS3)		**Source: 13G0469-05**		Prepared & Analyzed: 07/16/13							
Mercury	0.00188	0.00010	mg/L	0.00200	ND	93.9		75-125			
Matrix Spike Dup (B076788-MSD3)		**Source: 13G0469-05**		Prepared & Analyzed: 07/16/13							
Mercury	0.00185	0.00010	mg/L	0.00200	ND	92.4		75-125	1.58	20	
Batch B076790 - SW-846 3010A											
Blank (B076790-BLK1)				Prepared: 07/16/13 Analyzed: 07/17/13							
Antimony	ND	5.0	µg/L								
Arsenic	ND	2.0	µg/L								
Beryllium	ND	2.0	µg/L								
Cadmium	ND	2.5	µg/L								
Chromium	ND	5.0	µg/L								
Copper	ND	25	µg/L								
Lead	ND	5.0	µg/L								
Nickel	ND	25	µg/L								
Selenium	ND	25	µg/L								
Silver	ND	2.5	µg/L								
Thallium	ND	1.0	µg/L								
Zinc	ND	50	µg/L								
LCS (B076790-BS1)				Prepared: 07/16/13 Analyzed: 07/17/13							
Antimony	254	5.0	µg/L	250		102		80-120			
Arsenic	258	2.0	µg/L	250		103		80-120			
Beryllium	268	2.0	µg/L	250		107		80-120			
Cadmium	257	2.5	µg/L	250		103		80-120			
Chromium	230	5.0	µg/L	250		92.1		80-120			
Copper	236	25	µg/L	250		94.5		80-120			
Lead	248	5.0	µg/L	250		99.3		80-120			
Nickel	231	25	µg/L	250		92.3		80-120			
Selenium	268	25	µg/L	250		107		80-120			
Silver	199	2.5	µg/L	250		**79.8**	*	80-120			L-07
Thallium	237	1.0	µg/L	250		94.7		80-120			
Zinc	272	50	µg/L	250		109		80-120			

con-test® ANALYTICAL LABORATORY

39 Spruce Street * East Longmeadow, MA 01028 * FAX 413/525-6405 * TEL. 413/525-2332

QUALITY CONTROL

SPLP - Metals Analyses - Quality Control

Analyte	Result	Reporting Limit	Units	Spike Level	Source Result	%REC		%REC Limits	RPD	RPD Limit	Notes
Batch B076790 - SW-846 3010A											
LCS Dup (B076790-BSD1)				Prepared: 07/16/13 Analyzed: 07/17/13							
Antimony	259	5.0	µg/L	250		104		80-120	1.93	20	
Arsenic	266	2.0	µg/L	250		106		80-120	2.89	20	
Beryllium	272	2.0	µg/L	250		109		80-120	1.33	20	
Cadmium	259	2.5	µg/L	250		103		80-120	0.711	20	
Chromium	243	5.0	µg/L	250		97.0		80-120	5.19	20	
Copper	250	25	µg/L	250		100		80-120	5.78	20	
Lead	255	5.0	µg/L	250		102		80-120	2.50	20	
Nickel	243	25	µg/L	250		97.1		80-120	4.99	20	
Selenium	283	25	µg/L	250		113		80-120	5.32	20	
Silver	225	2.5	µg/L	250		89.9		80-120	12.0	20	
Thallium	243	1.0	µg/L	250		97.1		80-120	2.56	20	
Zinc	285	50	µg/L	250		114		80-120	4.74	20	
Matrix Spike (B076790-MS3)		**Source: 13G0469-05**		Prepared: 07/16/13 Analyzed: 07/17/13							
Antimony	258	5.0	µg/L	250	0.410	103		75-125			
Arsenic	312	2.0	µg/L	250	9.81	121		75-125			
Beryllium	272	2.0	µg/L	250	ND	109		75-125			
Cadmium	260	2.5	µg/L	250	0.112	104		75-125			
Chromium	234	5.0	µg/L	250	1.07	93.3		75-125			
Copper	279	25	µg/L	250	5.84	109		75-125			
Lead	251	5.0	µg/L	250	0.662	100		75-125			
Nickel	241	25	µg/L	250	0.488	96.3		75-125			
Selenium	277	25	µg/L	250	ND	111		75-125			
Silver	221	2.5	µg/L	250	0.794	88.2		75-125			
Thallium	237	1.0	µg/L	250	0.0749	94.8		75-125			
Zinc	351	50	µg/L	250	13.4	**135**	*	75-125			MS-12
Matrix Spike Dup (B076790-MSD3)		**Source: 13G0469-05**		Prepared: 07/16/13 Analyzed: 07/17/13							
Antimony	261	5.0	µg/L	250	0.410	104		75-125	1.29	20	
Arsenic	313	2.0	µg/L	250	9.81	121		75-125	0.367	20	
Beryllium	275	2.0	µg/L	250	ND	110		75-125	1.28	20	
Cadmium	262	2.5	µg/L	250	0.112	105		75-125	0.764	20	
Chromium	240	5.0	µg/L	250	1.07	95.7		75-125	2.48	20	
Copper	272	25	µg/L	250	5.84	106		75-125	2.83	20	
Lead	252	5.0	µg/L	250	0.662	100		75-125	0.357	20	
Nickel	242	25	µg/L	250	0.488	96.7		75-125	0.347	20	
Selenium	281	25	µg/L	250	ND	112		75-125	1.51	20	
Silver	232	2.5	µg/L	250	0.794	92.5		75-125	4.71	20	
Thallium	238	1.0	µg/L	250	0.0749	95.2		75-125	0.410	20	
Zinc	340	50	µg/L	250	13.4	**131**	*	75-125	3.18	20	MS-12

39 Spruce Street * East Longmeadow, MA 01028 * FAX 413/525-6405 * TEL. 413/525-2332

QUALITY CONTROL

SPLP - Conventional Chemistry Parameters by EPA/APHA/SW-846 Methods - Quality Control

Analyte	Result	Reporting Limit	Units	Spike Level	Source Result	%REC	%REC Limits	RPD	RPD Limit	Notes
Batch B076996 - SW-846 7196A										
Blank (B076996-BLK1)				Prepared & Analyzed: 07/18/13						
Hexavalent Chromium	ND	0.0040	mg/L							
LCS (B076996-BS1)				Prepared & Analyzed: 07/18/13						
Hexavalent Chromium	0.10	0.0040	mg/L	0.100		100	80-120			
LCS Dup (B076996-BSD1)				Prepared & Analyzed: 07/18/13						
Hexavalent Chromium	0.11	0.0040	mg/L	0.100		105	80-120	5.18	20	
Duplicate (B076996-DUP1)		**Source: 13G0469-04**		Prepared & Analyzed: 07/18/13						
Hexavalent Chromium	ND	0.0040	mg/L		ND			NC	20	
Matrix Spike (B076996-MS1)		**Source: 13G0469-03**		Prepared & Analyzed: 07/18/13						
Hexavalent Chromium	0.098	0.0040	mg/L	0.100	ND	98.3	75-125			
Matrix Spike Dup (B076996-MSD1)		**Source: 13G0469-03**		Prepared & Analyzed: 07/18/13						
Hexavalent Chromium	0.089	0.0040	mg/L	0.100	ND	89.4	75-125	9.44	20	

39 Spruce Street * East Longmeadow, MA 01028 * FAX 413/525-6405 * TEL. 413/525-2332

FLAG/QUALIFIER SUMMARY

*	QC result is outside of established limits.
†	Wide recovery limits established for difficult compound.
‡	Wide RPD limits established for difficult compound.
#	Data exceeded client recommended or regulatory level
	Percent recoveries and relative percent differences (RPDs) are determined by the software using values in the calculation which have not been rounded.
DL-03	Elevated reporting limit due to matrix.
DL-04	Elevated reporting limit due to high concentration of an interfering analyte(s).
E	Reported result is estimated. Value reported over verified calibration range.
L-01	Laboratory fortified blank /laboratory control sample recovery outside of control limits. Data validation is not affected since all results are "not detected" for all samples in this batch for this compound and bias is on the high side.
L-05	Laboratory fortified blank/laboratory control sample recovery is outside of control limits. Reported value for this compound is likely to be biased on the high side.
L-07	Either laboratory fortified blank/laboratory control sample or duplicate recovery is outside of control limits, but the other is within limits. RPD between the two LFB/LCS results is within method specified criteria.
M-07	Result is serial dilution as per MA CAM/ CT RCP regulation.
MS-07	Matrix spike recovery is outside of control limits. Analysis is in control based on laboratory fortified blank recovery. Possiblity of sample matrix effects that lead to low bias for reported result or non-homogeneous sample aliquot cannot be eliminated.
MS-07A	Matrix spike and spike duplicate recovery is outside of control limits. Analysis is in control based on laboratory fortified blank recovery. Possiblity of matrix effects that lead to low bias or non-homogeneous sample aliquot cannot be eliminated.
MS-12	Matrix spike recovery and matrix spike duplicate recovery outside of control limits. Possibility of sample matrix effects that lead to a high bias for reported result or non-homogeneous sample aliquots cannot be eliminated.
MS-14	Matrix spike recovery is outside of control limits. Data validation is not affected since sample result is "not detected" and recovery bias is on the high side for this compound.
MS-16	For solid method SW846-7196A, the matrix spike is outside of control limits. pH and ORP results were indicative of reducing conditions. Reanalysis is not required. Analysis is in control based on LCS recoveries.
MS-19	Sample to spike ratio is greater than or equal to 4:1. Spiked amount is not representative of the native amount in the sample. Appropriate or meaningful recoveries cannot be calculated.
MS-22	Either matrix spike or MS duplicate is outside of control limits, but the other is within limits. RPD between the two MS/MSD results is within method specified criteria.
MS-23	Either matrix spike or MS duplicate is outside of control limits, but the other is within limits. RPD between the two MS/MSD results is outside of the method specified criteria. Reduced precision anticipated for any reported result for this compound.
MS-24	Either matrix spike or matrix spike duplicate is outside of control limits, but the other is within limits. Analysis is in control based on laboratory fortified blank recovery.
R-06	Matrix spike duplicate RPD is outside of control limits. Reduced precision is anticipated for reported result for this compound in this sample.
S-01	The surrogate recovery for this sample is not available due to sample dilution below the surrogate reporting limit required from high analyte concentration and/or matrix interferences.
S-07	One associated surrogate standard recovery is outside of control limits but the other(s) is/are within limits. All recoveries are > 10%.
S-24	Surrogate recovery is biased high due to the presence of Aroclor 1268 in the sample. Aroclor 1268 contains decachlorobiphenyl.
V-16	Response factor is less than method specified minimum acceptable value. Reduced precision and accuracy may be associated with reported result.
V-17	Internal standard area <50% of associated calibration standard internal standard area.
V-20	Continuing calibration did not meet method specifications and was biased on the high side. Data validation is not affected since sample result was "not detected" for this compound.
Z-01	Continuing calibration blank did not meet method specified criteria. Data is not affected since all associated samples were >10x the level of contamination.

39 Spruce Street * East Longmeadow, MA 01028 * FAX 413/525-6405 * TEL. 413/525-2332

CERTIFICATIONS

Certified Analyses included in this Report

Analyte	Certifications
CTDEP ETPH in Soil	
CT ETPH	CT
SW-846 6010C in Soil	
Antimony	CT,NH,NY,NC,ME,VA
Arsenic	CT,NH,NY,ME,NC,VA
Beryllium	CT,NH,NY,ME,NC,VA
Cadmium	CT,NH,NY,ME,NC,VA
Chromium	CT,NH,NY,ME,NC,VA
Copper	CT,NH,NY,ME,NC,VA
Lead	CT,NH,NY,AIHA,ME,NC,VA
Nickel	CT,NH,NY,ME,NC,VA
Selenium	CT,NH,NY,ME,NC,VA
Silver	CT,NH,NY,ME,NC,VA
Thallium	CT,NH,NY,ME,NC,VA
Zinc	CT,NH,NY,ME,NC,VA
SW-846 7196A in Soil	
Hexavalent Chromium	NY,CT,NH,NC,ME,VA
SW-846 7196A in Water	
Hexavalent Chromium	CT,NH,NY,NC,ME,VA
SW-846 7471B in Soil	
Mercury	CT,NH,NY,NC,ME,VA
SW-846 8082A in Soil	
Aroclor-1016	CT,NH,NY,NC,ME,VA
Aroclor-1016 [2C]	CT,NH,NY,NC,ME,VA
Aroclor-1221	CT,NH,NY,NC,ME,VA
Aroclor-1221 [2C]	CT,NH,NY,NC,ME,VA
Aroclor-1232	CT,NH,NY,NC,ME,VA
Aroclor-1232 [2C]	CT,NH,NY,NC,ME,VA
Aroclor-1242	CT,NH,NY,NC,ME,VA
Aroclor-1242 [2C]	CT,NH,NY,NC,ME,VA
Aroclor-1248	CT,NH,NY,NC,ME,VA
Aroclor-1248 [2C]	CT,NH,NY,NC,ME,VA
Aroclor-1254	CT,NH,NY,NC,ME,VA
Aroclor-1254 [2C]	CT,NH,NY,NC,ME,VA
Aroclor-1260	CT,NH,NY,NC,ME,VA
Aroclor-1260 [2C]	CT,NH,NY,NC,ME,VA
Aroclor-1262	NC
Aroclor-1262 [2C]	NC
Aroclor-1268	NC
Aroclor-1268 [2C]	NC
SW-846 8260C in Soil	
Acetone	CT,NH,NY,ME
Acrylonitrile	CT,NH,NY,ME
Benzene	CT,NH,NY,ME
Bromobenzene	NH,NY,ME
Bromodichloromethane	CT,NH,NY,ME

con-test® ANALYTICAL LABORATORY

39 Spruce Street * East Longmeadow, MA 01028 * FAX 413/525-6405 * TEL. 413/525-2332

CERTIFICATIONS

Certified Analyses included in this Report

Analyte	Certifications
SW-846 8260C in Soil	
Bromoform	CT,NH,NY,ME
Bromomethane	CT,NH,NY,ME
2-Butanone (MEK)	CT,NH,NY,ME
n-Butylbenzene	CT,NH,NY,ME
sec-Butylbenzene	CT,NH,NY,ME
tert-Butylbenzene	CT,NH,NY,ME
Carbon Disulfide	CT,NH,NY,ME
Carbon Tetrachloride	CT,NH,NY,ME
Chlorobenzene	CT,NH,NY,ME
Chlorodibromomethane	CT,NH,NY,ME
Chloroethane	CT,NH,NY,ME
Chloroform	CT,NH,NY,ME
Chloromethane	CT,NH,NY,ME
2-Chlorotoluene	CT,NH,NY,ME
4-Chlorotoluene	CT,NH,NY,ME
Dibromomethane	NH,NY,ME
1,2-Dichlorobenzene	CT,NH,NY,ME
1,3-Dichlorobenzene	CT,NH,NY,ME
1,4-Dichlorobenzene	CT,NH,NY,ME
Dichlorodifluoromethane (Freon 12)	NY,ME
1,1-Dichloroethane	CT,NH,NY,ME
1,2-Dichloroethane	CT,NH,NY,ME
1,1-Dichloroethylene	CT,NH,NY,ME
cis-1,2-Dichloroethylene	CT,NH,NY,ME
trans-1,2-Dichloroethylene	CT,NH,NY,ME
1,2-Dichloropropane	CT,NH,NY,ME
1,3-Dichloropropane	NH,NY,ME
2,2-Dichloropropane	NH,NY,ME
1,1-Dichloropropene	NH,NY,ME
cis-1,3-Dichloropropene	CT,NH,NY,ME
trans-1,3-Dichloropropene	CT,NH,NY,ME
Ethylbenzene	CT,NH,NY,ME
Hexachlorobutadiene	NH,NY,ME
2-Hexanone (MBK)	CT,NH,NY,ME
Isopropylbenzene (Cumene)	CT,NH,NY,ME
p-Isopropyltoluene (p-Cymene)	NH,NY
Methyl tert-Butyl Ether (MTBE)	NY
Methylene Chloride	CT,NH,NY,ME
4-Methyl-2-pentanone (MIBK)	CT,NH,NY
Naphthalene	NH,NY,ME
n-Propylbenzene	NH,NY
Styrene	CT,NH,NY,ME
1,1,1,2-Tetrachloroethane	CT,NH,NY,ME
1,1,2,2-Tetrachloroethane	CT,NH,NY,ME
Tetrachloroethylene	CT,NH,NY,ME
Toluene	CT,NH,NY,ME
1,2,4-Trichlorobenzene	NH,NY,ME

39 Spruce Street * East Longmeadow, MA 01028 * FAX 413/525-6405 * TEL. 413/525-2332

CERTIFICATIONS

Certified Analyses included in this Report

Analyte	Certifications
SW-846 8260C in Soil	
1,1,1-Trichloroethane	CT,NH,NY,ME
1,1,2-Trichloroethane	CT,NH,NY,ME
Trichloroethylene	CT,NH,NY,ME
Trichlorofluoromethane (Freon 11)	CT,NH,NY,ME
1,2,3-Trichloropropane	NH,NY,ME
1,2,4-Trimethylbenzene	CT,NH,NY,ME
1,3,5-Trimethylbenzene	CT,NH,NY,ME
Vinyl Chloride	CT,NH,NY,ME
m+p Xylene	CT,NH,NY,ME
o-Xylene	CT,NH,NY,ME
SW-846 8270D in Soil	
Acenaphthene	CT,NY,NH,ME,NC,VA
Acenaphthylene	CT,NY,NH,ME,NC,VA
Anthracene	CT,NY,NH,ME,NC,VA
Benzo(a)anthracene	CT,NY,NH,ME,NC,VA
Benzo(a)pyrene	CT,NY,NH,ME,NC,VA
Benzo(b)fluoranthene	CT,NY,NH,ME,NC,VA
Benzo(g,h,i)perylene	CT,NY,NH,ME,NC,VA
Benzo(k)fluoranthene	CT,NY,NH,ME,NC,VA
Chrysene	CT,NY,NH,ME,NC,VA
Dibenz(a,h)anthracene	CT,NY,NH,ME,NC,VA
Fluoranthene	CT,NY,NH,ME,NC,VA
Fluorene	CT,NY,NH,ME,NC,VA
Indeno(1,2,3-cd)pyrene	CT,NY,NH,ME,NC,VA
2-Methylnaphthalene	CT,NY,NH,ME,NC,VA
Naphthalene	CT,NY,NH,ME,NC,VA
Phenanthrene	CT,NY,NH,ME,NC,VA
Pyrene	CT,NY,NH,ME,NC,VA

The CON-TEST Environmental Laboratory operates under the following certifications and accreditations:

Code	Description	Number	Expires
AIHA	AIHA-LAP, LLC	100033	02/1/2014
MA	Massachusetts DEP	M-MA100	06/30/2014
CT	Connecticut Department of Publilc Health	PH-0567	09/30/2013
NY	New York State Department of Health	10899 NELAP	04/1/2014
NH-S	New Hampshire Environmental Lab	2516 NELAP	02/5/2014
RI	Rhode Island Department of Health	LAO00112	12/30/2013
NC	North Carolina Div. of Water Quality	652	12/31/2013
NJ	New Jersey DEP	MA007 NELAP	06/30/2014
FL	Florida Department of Health	E871027 NELAP	06/30/2014
VT	Vermont Department of Health Lead Laboratory	LL015036	07/30/2014
WA	State of Washington Department of Ecology	C2065	02/23/2014
ME	State of Maine	2011028	06/9/2015
VA	Commonwealth of Virginia	460217	12/14/2013
NH-P	New Hampshire Environmental Lab	2557 NELAP	09/6/2012

con-test® ANALYTICAL LABORATORY
Phone: 413-525-2332
Fax: 413-525-6405
Email: info@contestlabs.com
www.contestlabs.com

CHAIN OF CUSTODY RECORD

Not Issued 13G0469

Rev 04.05.12

39 Spruce Street
East longmeadow, MA 01028

Page 1 of 1

Company Name: VHB, Inc
Address: 54 Tuttle Place
Middletown, CT
Attention: Peter Chiarizio
Project Location: 25 Skinner Street, East Hampton, CT
Sampled By:

Project Proposal Provided? (for billing purposes)
☒ yes See Theresa proposal date

Telephone: 860-632-1500
Project # 41770.01
Client PO#

DATA DELIVERY (check all that apply)
○ FAX ☒ EMAIL ○ WEBSITE
Fax #
Email: pchiarizio@vhb.com
Format: ☒ PDF ☒ EXCEL ○ GIS
○ OTHER
○ "Enhanced Data Package"

ANALYSIS REQUESTED

Con-Test Lab ID (laboratory use only)	Client Sample ID / Description	Collection Beginning Date/Time	Collection Ending Date/Time	Composite	Grab	*Matrix Code	Conc Code	ETPH	8270 PAHs ONLY	VOCs	PCBs	RP 13 Metals - Total	RP 13 Metals - SPLP	Cr6+ Total	Cr6+ SPLP
01	AST-3	7/11/13	0855		X	S	L	X	X			X	X		
02	FD-4	7/11/13	0915		X	S	L	X	X	X		X	X		
03	B-206, 2'	7/11/13	1010		X	S	L	X	X	X		X	X	X	X
04	B-206, 4'	7/11/13	1025		X	S	L	X	X	X		X	X	X	X
05	SS-A	7/11/13	1030		X	S	L	X	X	X	X	X	X		
06	SS-B	7/11/13	1045		X	S	L	X	X	X	X	X	X		
07	SS-C	7/11/13	1055		X	S	L	X	X	X	X	X	X		
08	SS-D	7/11/13	1110		X	S	L	X	X	X	X	X	X		
09	SS-E	7/11/13	1120		X	S	L				X				
10	SS-F	7/11/13	1125		X	S	L	X			X				

# of Containers
** Preservation
***Container Code

Dissolved Metals
○ Field Filtered
○ Lab to Filter

***Cont. Code:
A=amber glass
G=glass
P=plastic
ST=sterile
V= vial
S=summa can
T=tedlar bag
O=Other

**Preservation
I = Iced
H = HCL
M = Methanol
N = Nitric Acid
S = Sulfuric Acid
B = Sodium bisulfate
X = Na hydroxide
T = Na thiosulfate
O = Other

*Matrix Code:
GW= groundwater
WW= wastewater
DW= drinking water
A = air
S = soil/solid
SL = sludge
O = other

Comments: new SS-MS + SS-MSD

Please use the following codes to let Con-Test know if a specific sample may be high in concentration in Matrix/Conc. Code Box:

H - High; M - Medium; L - Low; C - Clean; U - Unknown

Relinquished by: (signature)		Date/Time: 7/11/13 12:00
Received by: (signature)		Date/Time: 7/11/13
Relinquished by: (signature)		Date/Time: 7/12/13
Received by: (signature)	4.1c 1807	Date/Time: 7/11/13

Turnaround ††
☒ 7-Day
☐ 10-Day
☐ Other ____

RUSH †
☐ †24-Hr ☐ †48-Hr
☐ †72-Hr ☐ †4-Day
† Require lab approval

Detection Limit Requirements
Massachusetts:
Connecticut: RCP-GA
Other:

Is your project MCP or RCP ?
○ MCP Form Required
☒ RCP Form Required
○ MA State DW Form Required PWSID # ____

7-11-13 13:32 IN

NELAC & AIHA-LAP, LLC Accredited
WBE/DBE Certified

†† TURNAROUND TIME STARTS AT 9:00 A.M. THE DAY AFTER SAMPLE RECEIPT UNLESS THERE ARE QUESTIONS ON YOUR CHAIN. IF THIS FORM IS NOT FILLED OUT COMPLETELY OR IS INCORRECT, TURNAROUND TIME WILL NOT START UNTIL ALL QUESTIONS ARE ANSWERED BY OUR CLIENT.

PLEASE BE CAREFUL NOT TO CONTAMINATE THIS DOCUMENT

39 Spruce St.
East Longmeadow, MA. 01028
P: 413-525-2332
F: 413-525-6405
www.contestlabs.com

con-test® ANALYTICAL LABORATORY

Sample Receipt Checklist

CLIENT NAME: VHB, Inc **RECEIVED BY:** JMH **DATE:** 7/11/13

1) **Was the chain(s) of custody relinquished and signed?** (Yes) No **No CoC Included**
2) **Does the chain agree with the samples?** (Yes) No
   If not, explain:
3) **Are all the samples in good condition?** (Yes) No
   If not, explain:
4) **How were the samples received:**
   On Ice [X] Direct from Sampling [ ] Ambient [ ] In Cooler(s) [X]
   Were the samples received in Temperature Compliance of (2-6°C)? (Yes) No N/A
   Temperature °C by Temp blank _____ Temperature °C by Temp gun 4.1°
5) **Are there Dissolved samples for the lab to filter?** Yes (No)
   Who was notified _____ Date _____ Time _____
6) **Are there any RUSH or SHORT HOLDING TIME samples?** Yes (No)
   Who was notified _____ Date _____ Time _____
7) **Location where samples are stored:** 19

Permission to subcontract samples? Yes No
(Walk-in clients only) if not already approved
Client Signature: _____

8) **Do all samples have the proper Acid pH:** Yes No (N/A) _____
9) **Do all samples have the proper Base pH:** Yes No (N/A) _____
10) **Was the PC notified of any discrepancies with the CoC vs the samples:** Yes No (N/A)

Containers received at Con-Test

	# of containers		# of containers
1 Liter Amber		8 oz amber/clear jar	31
500 mL Amber		4 oz amber/clear jar	
250 mL Amber (8oz amber)		2 oz amber/clear jar	7
1 Liter Plastic		Air Cassette	
500 mL Plastic		Hg/Hopcalite Tube	
250 mL plastic		Plastic Bag / Ziploc	
40 mL Vial - type listed below	21	PM 2.5 / PM 10	
Colisure / bacteria bottle		PUF Cartridge	
Dissolved Oxygen bottle		SOC Kit	
Encore		TO-17 Tubes	
Flashpoint bottle		Non-ConTest Container	
Perchlorate Kit		Other glass jar	
Other		Other	

Laboratory Comments:

40 mL vials: # HCl _____ # Methanol 7
Bisulfate _____ # DI Water 14
Thiosulfate _____ Unpreserved _____

Time and Date Frozen: 07-11-13 19:32 IN

CT ETPH MASS DISCRIMINATION CHECK

Date Acquired 7/17/2013 15:32
Data File Name B0717024.D
Sample Name ETPH 1500
Instrument Name GCFID2

Name	Ret Time	Target Response	Average Response	*%D +/- 20
n-Nonane	1.31	8918558	9703188	-8
n-Decane	2.08	9376825	9703188	-3
n-Dodecane	3.09	9285425	9703188	-4
n-Tetradecane	3.81	9392792	9703188	-3
n-Hexadecane	4.43	9418600	9703188	-3
n-Octadecane	4.98	9721493	9703188	0
n-Eicosane	5.57	9762900	9703188	1
n-Docosane	6.29	9863198	9703188	2
n-Tetracosane	7.12	9946207	9703188	3
n-Hexacosane	7.93	10012346	9703188	3
n-Octacosane	8.68	9961953	9703188	3
n-Triacontane	9.37	10030432	9703188	3
n-Dotriacontane	10.01	9846811	9703188	1
n-Tetratriacontane	10.61	9940759	9703188	2
n-Hexatriacontane	11.18	10069520	9703188	4

*One compound allowed %D </= 50

Samples

13G0458-05@20X
13G0458-02@10X
13G0458-04@100X
13G0458-07@5X
13G0458-06@50X
13G0469-01
13G0469-02
13G0469-03
13G0469-04

CT ETPH MASS DISCRIMINATION CHECK

Date Acquired 7/17/2013 23:04
Data File Name B0717066.D
Sample Name ETPH 1500
Instrument Name GCFID2

Name	Ret Time	Target Response	Average Response	*%D +/- 20
n-Nonane	1.31	9165400	10037325	-9
n-Decane	2.08	9714081	10037325	-3
n-Dodecane	3.09	9688402	10037325	-3
n-Tetradecane	3.81	9860878	10037325	-2
n-Hexadecane	4.43	9880325	10037325	-2
n-Octadecane	4.98	10164946	10037325	1
n-Eicosane	5.57	10173640	10037325	1
n-Docosane	6.30	10238018	10037325	2
n-Tetracosane	7.13	10292134	10037325	3
n-Hexacosane	7.94	10319166	10037325	3
n-Octacosane	8.68	10268984	10037325	2
n-Triacontane	9.37	10283671	10037325	2
n-Dotriacontane	10.01	10092205	10037325	1
n-Tetratriacontane	10.61	10188870	10037325	2
n-Hexatriacontane	11.19	10229156	10037325	2

*One compound allowed %D </= 50

Samples

13G0469-05@10X
13G0469-06@10X
13G0469-07@10X
13G0469-08@10X
13G0469-10@10X
13G0501-06@10X

REASONABLE CONFIDENCE PROTOCOL
LABORATORY ANALYSIS QA/QC CERTIFICATION FORM

Laboratory Name: Con-Test Analytical Laboratory

Client: Vanasse Hangen Brustlin, Inc. - CT

Project Location: 25 Skinner Street, East Hampton, CT

Project Number: 13G0469

Laboratory Sample ID(s):

13G0469-01 thru 13G0469-10

Sample Date(s):

07/11/2013

List RCP Methods Used:

CTDEP ETPH, SW-846 1312, SW-846 6010C, SW-846 6020A, SW-846 7196A, SW-846 7470A, SW-846 7471B, SW-846 8082A, SW-846 8260C, SW-846 8270D

1	For each analytical method referenced in this laboratory report package, were all specified QA/QC performance criteria followed, including the requirement to explain any criteria falling outside of acceptable guidelines, as specified in the CTDEP method-specific Reasonable Confidence Protocol documents?	☑ Yes ☐ No
1A	Were the method specified preservation and holding time requirements met?	☑ Yes ☐ No
1B	VPH and EPH Methods only: Was the VPH and EPH method conducted without significant modifications (see Section 11.3 of respective RCP methods)?	☐ Yes ☐ No ☑ N/A
2	Were all samples received by the laboratory in a condition consistent with that described on the associated chain-of-custody document(s)?	☑ Yes ☐ No
3	Were samples received at an appropriate temperature (< 6 degrees C.)?	☑ Yes ☐ No ☐ N/A
4	Were all QA/QC performance criteria specified in the CTDEP Reasonable Confidence Protocol documents achieved?	☐ Yes ☑ No
5A	Were reporting limits specified or referenced on the chain-of-custody?	☑ Yes ☐ No
5B	Were these reporting limits met?	☐ Yes ☑ No
6	For each analytical method referenced in this laboratory report package, were results reported for all constituents identified in the method-specific analyte lists presented in the Reasonable Confidence Protocol documents?	☐ Yes ☑ No
7	Are project-specific matrix spikes and laboratory duplicates included in this data set?	☑ Yes ☐ No

Notes: For all questions to which the response was "No" (with the exception of question #7), additional information must be provided in an attached narrative. If the answer to question #1, #1A, or #1B is "No", the data package does not meet the requirements for "Reasonable Confidence."
This form may not be altered and all questions must be answered.

I, the undersigned, attest under the pains and penalties of perjury that, to the best of my knowledge and belief and based upon my personal inquiry of those responsible for providing the information contained in this analytical report, such information is accurate and complete.

Authorized Signature: **Position:** **Laboratory Manager**

Printed Name: **Daren J. Damboragian** **Date:** **07/19/13**

Name of Laboratory: **Con-Test Analytical Laboratory**

This certification form is to be used for RCP methods only.

con-test® ANALYTICAL LABORATORY
39 Spruce Street * East Longmeadow, MA 01028 * FAX 413/525-6405 * TEL. 413/525-2332

July 22, 2013

Peter Chiarizio
Vanasse Hangen Brustlin, Inc. - CT
54 Tuttle Place
Middletown, CT 06457

Project Location: 25 Skinner Street
Client Job Number:
Project Number: 41770.01
Laboratory Work Order Number: 13G0458

Enclosed are results of analyses for samples received by the laboratory on July 11, 2013. If you have any questions concerning this report, please feel free to contact me.

Sincerely,

Lisa A. Worthington
Project Manager

39 Spruce Street * East Longmeadow, MA 01028 * FAX 413/525-6405 * TEL. 413/525-2332

Vanasse Hangen Brustlin, Inc. - CT
54 Tuttle Place
Middletown, CT 06457
ATTN: Peter Chiarizio

REPORT DATE: 7/22/2013

PURCHASE ORDER NUMBER: 41770

PROJECT NUMBER: 41770.01

ANALYTICAL SUMMARY

WORK ORDER NUMBER: 13G0458

The results of analyses performed on the following samples submitted to the CON-TEST Analytical Laboratory are found in this report.

PROJECT LOCATION: 25 Skinner Street

FIELD SAMPLE #	LAB ID:	MATRIX	SAMPLE DESCRIPTION	TEST	SUB LAB
EP-1	13G0458-01	Soil		CTDEP ETPH	
				SM 2540G	
				SW-846 6010C	
				SW-846 7471B	
				SW-846 8082A	
				SW-846 8260C	
EP-2	13G0458-02	Soil		CTDEP ETPH	
				SM 2540G	
				SW-846 6010C	
				SW-846 7471B	
				SW-846 8082A	
				SW-846 8260C	
FD-1	13G0458-03	Soil		CTDEP ETPH	
				SM 2540G	
				SW-846 1312	
				SW-846 6010C	
				SW-846 6020A	
				SW-846 7470A	
				SW-846 7471B	
				SW-846 8260C	
				SW-846 8270D	
AST-1	13G0458-04	Soil		CTDEP ETPH	
				SM 2540G	
				SW-846 1312	
				SW-846 6010C	
				SW-846 6020A	
				SW-846 7470A	
				SW-846 7471B	
				SW-846 8270D	
AST-2	13G0458-05	Soil		CTDEP ETPH	
				SM 2540G	
				SW-846 1312	
				SW-846 6010C	
				SW-846 6020A	
				SW-846 7470A	
				SW-846 7471B	
				SW-846 8270D	

con-test® ANALYTICAL LABORATORY

39 Spruce Street * East Longmeadow, MA 01028 * FAX 413/525-6405 * TEL. 413/525-2332

Vanasse Hangen Brustlin, Inc. - CT
54 Tuttle Place
Middletown, CT 06457
ATTN: Peter Chiarizio

REPORT DATE: 7/22/2013

PURCHASE ORDER NUMBER: 41770

PROJECT NUMBER: 41770.01

ANALYTICAL SUMMARY

WORK ORDER NUMBER: 13G0458

The results of analyses performed on the following samples submitted to the CON-TEST Analytical Laboratory are found in this report.

PROJECT LOCATION: 25 Skinner Street

FIELD SAMPLE #	LAB ID:	MATRIX	SAMPLE DESCRIPTION	TEST	SUB LAB
FD-3	13G0458-06	Soil		CTDEP ETPH	
				SM 2540G	
				SW-846 1312	
				SW-846 6010C	
				SW-846 6020A	
				SW-846 7470A	
				SW-846 7471B	
				SW-846 8260C	
				SW-846 8270D	
FD-5	13G0458-07	Soil		CTDEP ETPH	
				SM 2540G	
				SW-846 1312	
				SW-846 6010C	
				SW-846 6020A	
				SW-846 7470A	
				SW-846 7471B	
				SW-846 8082A	
				SW-846 8260C	
				SW-846 8270D	
FD-2	13G0458-08	Soil		CTDEP ETPH	
				SM 2540G	
				SW-846 1312	
				SW-846 6010C	
				SW-846 6020A	
				SW-846 7470A	
				SW-846 7471B	
				SW-846 8082A	
				SW-846 8270D	
WS-1	13G0458-09	Soil		CTDEP ETPH	
				SM 2540G	
				SW-846 1312	
				SW-846 6010C	
				SW-846 6020A	
				SW-846 7470A	
				SW-846 7471B	
				SW-846 8082A	
				SW-846 8260C	
				SW-846 8270D	

39 Spruce Street * East Longmeadow, MA 01028 * FAX 413/525-6405 * TEL. 413/525-2332

Vanasse Hangen Brustlin, Inc. - CT
54 Tuttle Place
Middletown, CT 06457
ATTN: Peter Chiarizio

REPORT DATE: 7/22/2013

PURCHASE ORDER NUMBER: 41770

PROJECT NUMBER: 41770.01

ANALYTICAL SUMMARY

WORK ORDER NUMBER: 13G0458

The results of analyses performed on the following samples submitted to the CON-TEST Analytical Laboratory are found in this report.

PROJECT LOCATION: 25 Skinner Street

FIELD SAMPLE #	LAB ID:	MATRIX	SAMPLE DESCRIPTION	TEST	SUB LAB
WS-2	13G0458-10	Soil		CTDEP ETPH	
				SM 2540G	
				SW-846 1312	
				SW-846 6010C	
				SW-846 6020A	
				SW-846 7470A	
				SW-846 7471B	
				SW-846 8082A	
				SW-846 8260C	
				SW-846 8270D	
WS-3	13G0458-11	Soil		CTDEP ETPH	
				SM 2540G	
				SW-846 1312	
				SW-846 6010C	
				SW-846 6020A	
				SW-846 7470A	
				SW-846 7471B	
				SW-846 8082A	
				SW-846 8260C	
				SW-846 8270D	

39 Spruce Street * East Longmeadow, MA 01028 * FAX 413/525-6405 * TEL. 413/525-2332

CASE NARRATIVE SUMMARY

All reported results are within defined laboratory quality control objectives unless listed below or otherwise qualified in this report.

For method 6010, only PP 13 metals were requested and reported.

For method 6020, only PP 13 metals were requested and reported.

For method 8270 only PAHs were requested and reported.

39 Spruce Street * East Longmeadow, MA 01028 * FAX 413/525-6405 * TEL. 413/525-2332

CTDEP ETPH

Qualifications:

Either matrix spike or MS duplicate is outside of control limits, but the other is within limits. RPD between the two MS/MSD results is within method specified criteria.

Analyte & Samples(s) Qualified:

CT ETPH

B076652-MS2

SW-846 6010C

Qualifications:

Elevated reporting limit due to high concentration of an interfering analyte(s).

Analyte & Samples(s) Qualified:

Antimony

13G0458-05[AST-2]

Matrix spike and spike duplicate recovery is outside of control limits. Analysis is in control based on laboratory fortified blank recovery. Possiblity of matrix effects that lead to low bias or non-homogeneous sample aliquot cannot be eliminated.

Analyte & Samples(s) Qualified:

Antimony

13G0458-07[FD-5], B076591-MS1, B076591-MSD1

Either matrix spike or MS duplicate is outside of control limits, but the other is within limits. RPD between the two MS/MSD results is within method specified criteria.

Analyte & Samples(s) Qualified:

Copper

B076591-MSD1

Continuing calibration blank did not meet method specified criteria. Data is not affected since all associated samples were >10x the level of contamination.

Analyte & Samples(s) Qualified:

Copper

13G0458-03[FD-1], 13G0458-04[AST-1]

SW-846 6020A

Qualifications:

Either laboratory fortified blank/laboratory control sample or duplicate recovery is outside of control limits, but the other is within limits. RPD between the two LFB/LCS results is within method specified criteria.

Analyte & Samples(s) Qualified:

Silver

B076790-BS1

SW-846 8260C

Qualifications:

Laboratory fortified blank/laboratory control sample recovery is outside of control limits. Reported value for this compound is likely to be biased on the low side.

Analyte & Samples(s) Qualified:

Chloromethane, Dichlorodifluoromethane (Freon 12)

13G0458-06[FD-3], 13G0458-09[WS-1], 13G0458-10[WS-2], 13G0458-11[WS-3], B076753-BLK1, B076753-BS1

Laboratory fortified blank/laboratory control sample recovery is outside of control limits. Reported value for this compound is likely to be biased on the high side.

Analyte & Samples(s) Qualified:

Bromomethane

B076658-BS1

Matrix spike and matrix spike duplicate recoveries are outside of control limits. Data validation is not affected since results for this compound in this sample are "not detected", and recovery bias is on the high side.

Analyte & Samples(s) Qualified:

Acetone, Acrylonitrile, Methyl tert-Butyl Ether (MTBE)

B076814-MS1, B076814-MSD1

Either matrix spike or matrix spike duplicate is outside of control limits, but the other is within limits. Analysis is in control based on laboratory fortified blank recovery.

Analyte & Samples(s) Qualified:

1,1,2,2-Tetrachloroethane, 1,1,2-Trichloroethane, 1,2,3-Trichloropropane, 1,3-Dichloropropane, 2-Butanone (MEK), 2-Hexanone (MBK), 4-Methyl-2-pentanone (MIBK), Dibromomethane, Methylene Chloride, Tetrahydrofuran, trans-1,2-Dichloroethylene, trans-1,3-Dichloropropene

B076814-MS1

Continuing calibration did not meet method specifications and was biased on the high side for this compound. Increased uncertainty is associated with the reported value which is likely to be biased on the high side.

Analyte & Samples(s) Qualified:

Bromomethane

13G0458-06[FD-3], 13G0458-09[WS-1], 13G0458-10[WS-2], 13G0458-11[WS-3], B076658-BS1, B076753-BLK1, B076753-BS1

Continuing calibration did not meet method specifications and was biased on the high side. Data validation is not affected since sample result was "not detected" for this compound.

Analyte & Samples(s) Qualified:

Bromomethane

B076814-BS1

SW-846 8270D

Qualifications:

Elevated reporting limit due to matrix.

Analyte & Samples(s) Qualified:

13G0458-05[AST-2], 13G0458-06[FD-3]

Laboratory fortified blank duplicate RPD is outside of control limits. Reduced precision is anticipated for any reported value for this compound.

Analyte & Samples(s) Qualified:

2-Methylnaphthalene, Acenaphthene, Acenaphthylene, Anthracene, Benzo(a)anthracene, Benzo(a)pyrene, Benzo(b)fluoranthene, Benzo(k)fluoranthene, Chrysene, Dibenz(a,h)anthracene, Fluoranthene, Fluorene, Indeno(1,2,3-cd)pyrene, Naphthalene, Phenanthrene

13G0458-03[FD-1], 13G0458-04[AST-1], 13G0458-05[AST-2], 13G0458-06[FD-3], 13G0458-07[FD-5], 13G0458-08[FD-2], 13G0458-09[WS-1], 13G0458-10[WS-2], 13G0458-11[WS-3], B076632-BLK1, B076632-BS1, B076632-BSD1

Matrix spike duplicate RPD is outside of control limits. Reduced precision is anticipated for reported result for this compound in this sample.

Analyte & Samples(s) Qualified:

2-Methylnaphthalene

13G0458-04[AST-1], B076632-MS1, B076632-MSD1

39 Spruce Street * East Longmeadow, MA 01028 * FAX 413/525-6405 * TEL. 413/525-2332

Continuing calibration did not meet method specifications and was biased on the low side for this compound. Increased uncertainty is associated with the reported value which is likely to be biased on the low side.

Analyte & Samples(s) Qualified:

Benzo(g,h,i)perylene

B076632-BLK1, B076632-BS1

The results of analyses reported only relate to samples submitted to the Con-Test Analytical Laboratory for testing.
I certify that the analyses listed above, unless specifically listed as subcontracted, if any, were performed under my direction according to the approved methodologies listed in this document, and that based upon my inquiry of those individuals immediately responsible for obtaining the information, the material contained in this report is, to the best of my knowledge and belief, accurate and complete.

Daren J. Damboragian
Laboratory Manager

con-test® ANALYTICAL LABORATORY

39 Spruce Street * East Longmeadow, MA 01028 * FAX 413/525-6405 * TEL. 413/525-2332

Project Location: 25 Skinner Street | Sample Description: | Work Order: 13G0458

Date Received: 7/11/2013

Field Sample #: EP-1 | Sampled: 7/10/2013 09:10

Sample ID: 13G0458-01

Sample Matrix: Soil

Volatile Organic Compounds by GC/MS

Analyte	Results	RL	Units	Dilution	Flag	Method	Date Prepared	Date/Time Analyzed	Analyst
Acetone	ND	0.10	mg/Kg dry	1		SW-846 8260C	7/12/13	7/12/13 18:24	MFF
Acrylonitrile	ND	0.0062	mg/Kg dry	1		SW-846 8260C	7/12/13	7/12/13 18:24	MFF
Benzene	ND	0.0021	mg/Kg dry	1		SW-846 8260C	7/12/13	7/12/13 18:24	MFF
Bromobenzene	ND	0.0021	mg/Kg dry	1		SW-846 8260C	7/12/13	7/12/13 18:24	MFF
Bromodichloromethane	ND	0.0021	mg/Kg dry	1		SW-846 8260C	7/12/13	7/12/13 18:24	MFF
Bromoform	ND	0.0041	mg/Kg dry	1		SW-846 8260C	7/12/13	7/12/13 18:24	MFF
Bromomethane	ND	0.010	mg/Kg dry	1		SW-846 8260C	7/12/13	7/12/13 18:24	MFF
2-Butanone (MEK)	ND	0.041	mg/Kg dry	1		SW-846 8260C	7/12/13	7/12/13 18:24	MFF
n-Butylbenzene	ND	0.0021	mg/Kg dry	1		SW-846 8260C	7/12/13	7/12/13 18:24	MFF
sec-Butylbenzene	ND	0.0021	mg/Kg dry	1		SW-846 8260C	7/12/13	7/12/13 18:24	MFF
tert-Butylbenzene	ND	0.0021	mg/Kg dry	1		SW-846 8260C	7/12/13	7/12/13 18:24	MFF
Carbon Disulfide	ND	0.0062	mg/Kg dry	1		SW-846 8260C	7/12/13	7/12/13 18:24	MFF
Carbon Tetrachloride	ND	0.0021	mg/Kg dry	1		SW-846 8260C	7/12/13	7/12/13 18:24	MFF
Chlorobenzene	ND	0.0021	mg/Kg dry	1		SW-846 8260C	7/12/13	7/12/13 18:24	MFF
Chlorodibromomethane	ND	0.0010	mg/Kg dry	1		SW-846 8260C	7/12/13	7/12/13 18:24	MFF
Chloroethane	ND	0.021	mg/Kg dry	1		SW-846 8260C	7/12/13	7/12/13 18:24	MFF
Chloroform	ND	0.0041	mg/Kg dry	1		SW-846 8260C	7/12/13	7/12/13 18:24	MFF
Chloromethane	ND	0.010	mg/Kg dry	1		SW-846 8260C	7/12/13	7/12/13 18:24	MFF
2-Chlorotoluene	ND	0.0021	mg/Kg dry	1		SW-846 8260C	7/12/13	7/12/13 18:24	MFF
4-Chlorotoluene	ND	0.0021	mg/Kg dry	1		SW-846 8260C	7/12/13	7/12/13 18:24	MFF
1,2-Dibromo-3-chloropropane (DBCP)	ND	0.0041	mg/Kg dry	1		SW-846 8260C	7/12/13	7/12/13 18:24	MFF
1,2-Dibromoethane (EDB)	ND	0.0021	mg/Kg dry	1		SW-846 8260C	7/12/13	7/12/13 18:24	MFF
Dibromomethane	ND	0.0021	mg/Kg dry	1		SW-846 8260C	7/12/13	7/12/13 18:24	MFF
1,2-Dichlorobenzene	ND	0.0021	mg/Kg dry	1		SW-846 8260C	7/12/13	7/12/13 18:24	MFF
1,3-Dichlorobenzene	ND	0.0021	mg/Kg dry	1		SW-846 8260C	7/12/13	7/12/13 18:24	MFF
1,4-Dichlorobenzene	ND	0.0021	mg/Kg dry	1		SW-846 8260C	7/12/13	7/12/13 18:24	MFF
trans-1,4-Dichloro-2-butene	ND	0.0041	mg/Kg dry	1		SW-846 8260C	7/12/13	7/12/13 18:24	MFF
Dichlorodifluoromethane (Freon 12)	ND	0.021	mg/Kg dry	1		SW-846 8260C	7/12/13	7/12/13 18:24	MFF
1,1-Dichloroethane	ND	0.0021	mg/Kg dry	1		SW-846 8260C	7/12/13	7/12/13 18:24	MFF
1,2-Dichloroethane	ND	0.0021	mg/Kg dry	1		SW-846 8260C	7/12/13	7/12/13 18:24	MFF
1,1-Dichloroethylene	ND	0.0041	mg/Kg dry	1		SW-846 8260C	7/12/13	7/12/13 18:24	MFF
cis-1,2-Dichloroethylene	ND	0.0021	mg/Kg dry	1		SW-846 8260C	7/12/13	7/12/13 18:24	MFF
trans-1,2-Dichloroethylene	ND	0.0021	mg/Kg dry	1		SW-846 8260C	7/12/13	7/12/13 18:24	MFF
1,2-Dichloropropane	ND	0.0021	mg/Kg dry	1		SW-846 8260C	7/12/13	7/12/13 18:24	MFF
1,3-Dichloropropane	ND	0.0010	mg/Kg dry	1		SW-846 8260C	7/12/13	7/12/13 18:24	MFF
2,2-Dichloropropane	ND	0.0041	mg/Kg dry	1		SW-846 8260C	7/12/13	7/12/13 18:24	MFF
1,1-Dichloropropene	ND	0.0021	mg/Kg dry	1		SW-846 8260C	7/12/13	7/12/13 18:24	MFF
cis-1,3-Dichloropropene	ND	0.0010	mg/Kg dry	1		SW-846 8260C	7/12/13	7/12/13 18:24	MFF
trans-1,3-Dichloropropene	ND	0.0010	mg/Kg dry	1		SW-846 8260C	7/12/13	7/12/13 18:24	MFF
Ethylbenzene	ND	0.0021	mg/Kg dry	1		SW-846 8260C	7/12/13	7/12/13 18:24	MFF
Hexachlorobutadiene	ND	0.0021	mg/Kg dry	1		SW-846 8260C	7/12/13	7/12/13 18:24	MFF
2-Hexanone (MBK)	ND	0.021	mg/Kg dry	1		SW-846 8260C	7/12/13	7/12/13 18:24	MFF
Isopropylbenzene (Cumene)	ND	0.0021	mg/Kg dry	1		SW-846 8260C	7/12/13	7/12/13 18:24	MFF
p-Isopropyltoluene (p-Cymene)	ND	0.0021	mg/Kg dry	1		SW-846 8260C	7/12/13	7/12/13 18:24	MFF

con-test® ANALYTICAL LABORATORY

39 Spruce Street * East Longmeadow, MA 01028 * FAX 413/525-6405 * TEL. 413/525-2332

Project Location: 25 Skinner Street | Sample Description: | Work Order: 13G0458

Date Received: 7/11/2013

Field Sample #: EP-1 | Sampled: 7/10/2013 09:10

Sample ID: 13G0458-01

Sample Matrix: Soil

Volatile Organic Compounds by GC/MS

Analyte	Results	RL	Units	Dilution	Flag	Method	Date Prepared	Date/Time Analyzed	Analyst
Methyl tert-Butyl Ether (MTBE)	ND	0.0041	mg/Kg dry	1		SW-846 8260C	7/12/13	7/12/13 18:24	MFF
Methylene Chloride	ND	0.021	mg/Kg dry	1		SW-846 8260C	7/12/13	7/12/13 18:24	MFF
4-Methyl-2-pentanone (MIBK)	ND	0.021	mg/Kg dry	1		SW-846 8260C	7/12/13	7/12/13 18:24	MFF
Naphthalene	ND	0.0041	mg/Kg dry	1		SW-846 8260C	7/12/13	7/12/13 18:24	MFF
n-Propylbenzene	ND	0.0021	mg/Kg dry	1		SW-846 8260C	7/12/13	7/12/13 18:24	MFF
Styrene	ND	0.0021	mg/Kg dry	1		SW-846 8260C	7/12/13	7/12/13 18:24	MFF
1,1,1,2-Tetrachloroethane	ND	0.0021	mg/Kg dry	1		SW-846 8260C	7/12/13	7/12/13 18:24	MFF
1,1,2,2-Tetrachloroethane	ND	0.0010	mg/Kg dry	1		SW-846 8260C	7/12/13	7/12/13 18:24	MFF
Tetrachloroethylene	ND	0.0021	mg/Kg dry	1		SW-846 8260C	7/12/13	7/12/13 18:24	MFF
Tetrahydrofuran	ND	0.010	mg/Kg dry	1		SW-846 8260C	7/12/13	7/12/13 18:24	MFF
Toluene	ND	0.0021	mg/Kg dry	1		SW-846 8260C	7/12/13	7/12/13 18:24	MFF
1,2,3-Trichlorobenzene	ND	0.010	mg/Kg dry	1		SW-846 8260C	7/12/13	7/12/13 18:24	MFF
1,2,4-Trichlorobenzene	ND	0.010	mg/Kg dry	1		SW-846 8260C	7/12/13	7/12/13 18:24	MFF
1,1,1-Trichloroethane	ND	0.0021	mg/Kg dry	1		SW-846 8260C	7/12/13	7/12/13 18:24	MFF
1,1,2-Trichloroethane	ND	0.0021	mg/Kg dry	1		SW-846 8260C	7/12/13	7/12/13 18:24	MFF
Trichloroethylene	ND	0.0021	mg/Kg dry	1		SW-846 8260C	7/12/13	7/12/13 18:24	MFF
Trichlorofluoromethane (Freon 11)	ND	0.010	mg/Kg dry	1		SW-846 8260C	7/12/13	7/12/13 18:24	MFF
1,2,3-Trichloropropane	ND	0.0021	mg/Kg dry	1		SW-846 8260C	7/12/13	7/12/13 18:24	MFF
1,1,2-Trichloro-1,2,2-trifluoroethane (Freon 113)	ND	0.010	mg/Kg dry	1		SW-846 8260C	7/12/13	7/12/13 18:24	MFF
1,2,4-Trimethylbenzene	ND	0.0021	mg/Kg dry	1		SW-846 8260C	7/12/13	7/12/13 18:24	MFF
1,3,5-Trimethylbenzene	ND	0.0021	mg/Kg dry	1		SW-846 8260C	7/12/13	7/12/13 18:24	MFF
Vinyl Chloride	ND	0.010	mg/Kg dry	1		SW-846 8260C	7/12/13	7/12/13 18:24	MFF
m+p Xylene	ND	0.0041	mg/Kg dry	1		SW-846 8260C	7/12/13	7/12/13 18:24	MFF
o-Xylene	ND	0.0021	mg/Kg dry	1		SW-846 8260C	7/12/13	7/12/13 18:24	MFF

Surrogates	% Recovery	Recovery Limits	Flag	
1,2-Dichloroethane-d4	107	70-130		7/12/13 18:24
Toluene-d8	100	70-130		7/12/13 18:24
4-Bromofluorobenzene	98.7	70-130		7/12/13 18:24

con-test® ANALYTICAL LABORATORY

39 Spruce Street * East Longmeadow, MA 01028 * FAX 413/525-6405 * TEL. 413/525-2332

Project Location: 25 Skinner Street | Sample Description: | Work Order: 13G0458

Date Received: 7/11/2013

Field Sample #: EP-1 | Sampled: 7/10/2013 09:10

Sample ID: 13G0458-01

Sample Matrix: Soil

Polychlorinated Biphenyls By GC/ECD

Analyte	Results	RL	Units	Dilution	Flag	Method	Date Prepared	Date/Time Analyzed	Analyst
Aroclor-1016 [1]	ND	0.13	mg/Kg dry	5		SW-846 8082A	7/15/13	7/16/13 13:59	MJC
Aroclor-1221 [1]	ND	0.13	mg/Kg dry	5		SW-846 8082A	7/15/13	7/16/13 13:59	MJC
Aroclor-1232 [1]	ND	0.13	mg/Kg dry	5		SW-846 8082A	7/15/13	7/16/13 13:59	MJC
Aroclor-1242 [1]	ND	0.13	mg/Kg dry	5		SW-846 8082A	7/15/13	7/16/13 13:59	MJC
Aroclor-1248 [1]	ND	0.13	mg/Kg dry	5		SW-846 8082A	7/15/13	7/16/13 13:59	MJC
Aroclor-1254 [1]	ND	0.13	mg/Kg dry	5		SW-846 8082A	7/15/13	7/16/13 13:59	MJC
Aroclor-1260 [1]	ND	0.13	mg/Kg dry	5		SW-846 8082A	7/15/13	7/16/13 13:59	MJC
Aroclor-1262 [1]	ND	0.13	mg/Kg dry	5		SW-846 8082A	7/15/13	7/16/13 13:59	MJC
Aroclor-1268 [1]	ND	0.13	mg/Kg dry	5		SW-846 8082A	7/15/13	7/16/13 13:59	MJC

Surrogates	% Recovery	Recovery Limits	Flag	
Decachlorobiphenyl [1]	89.3	30-150		7/16/13 13:59
Decachlorobiphenyl [2]	83.6	30-150		7/16/13 13:59
Tetrachloro-m-xylene [1]	88.1	30-150		7/16/13 13:59
Tetrachloro-m-xylene [2]	87.0	30-150		7/16/13 13:59

39 Spruce Street * East Longmeadow, MA 01028 * FAX 413/525-6405 * TEL. 413/525-2332

Project Location: 25 Skinner Street
Sample Description:
Work Order: 13G0458

Date Received: 7/11/2013

Field Sample #: EP-1
Sampled: 7/10/2013 09:10

Sample ID: 13G0458-01

Sample Matrix: Soil

Petroleum Hydrocarbons Analyses

Analyte	Results	RL	Units	Dilution	Flag	Method	Date Prepared	Date/Time Analyzed	Analyst
CT ETPH	42	13	mg/Kg dry	1		CTDEP ETPH	7/12/13	7/16/13 1:05	SCS

Surrogates	% Recovery	Recovery Limits	Flag	
o-Terphenyl	67.9	50-150		7/16/13 1:05

con-test® ANALYTICAL LABORATORY

39 Spruce Street * East Longmeadow, MA 01028 * FAX 413/525-6405 * TEL. 413/525-2332

Project Location: 25 Skinner Street | Sample Description: | Work Order: 13G0458

Date Received: 7/11/2013

Field Sample #: EP-1 | Sampled: 7/10/2013 09:10

Sample ID: 13G0458-01

Sample Matrix: Soil

Metals Analyses (Total)

Analyte	Results	RL	Units	Dilution	Flag	Method	Date Prepared	Date/Time Analyzed	Analyst
Antimony	21	3.1	mg/Kg dry	1		SW-846 6010C	7/16/13	7/17/13 10:07	KSH
Arsenic	12	3.2	mg/Kg dry	1		SW-846 6010C	7/12/13	7/15/13 17:08	KSH
Beryllium	ND	0.32	mg/Kg dry	1		SW-846 6010C	7/12/13	7/15/13 12:40	KSH
Cadmium	3.0	0.32	mg/Kg dry	1		SW-846 6010C	7/12/13	7/15/13 12:40	KSH
Chromium	11	0.63	mg/Kg dry	1		SW-846 6010C	7/12/13	7/15/13 12:40	KSH
Copper	25000	6.3	mg/Kg dry	10		SW-846 6010C	7/12/13	7/16/13 18:06	KSH
Lead	1000	0.95	mg/Kg dry	1		SW-846 6010C	7/12/13	7/15/13 12:40	KSH
Mercury	0.39	0.032	mg/Kg dry	1		SW-846 7471B	7/12/13	7/15/13 13:32	SAJ
Nickel	150	0.63	mg/Kg dry	1		SW-846 6010C	7/12/13	7/15/13 12:40	KSH
Selenium	ND	6.3	mg/Kg dry	1		SW-846 6010C	7/12/13	7/15/13 17:08	KSH
Silver	7.3	0.63	mg/Kg dry	1		SW-846 6010C	7/12/13	7/15/13 12:40	KSH
Thallium	ND	3.2	mg/Kg dry	1		SW-846 6010C	7/12/13	7/15/13 12:40	KSH
Zinc	4500	13	mg/Kg dry	10		SW-846 6010C	7/12/13	7/16/13 18:06	KSH

39 Spruce Street * East Longmeadow, MA 01028 * FAX 413/525-6405 * TEL. 413/525-2332

Project Location: 25 Skinner Street
Sample Description:
Work Order: 13G0458

Date Received: 7/11/2013

Field Sample #: EP-1
Sampled: 7/10/2013 09:10

Sample ID: 13G0458-01

Sample Matrix: Soil

Conventional Chemistry Parameters by EPA/APHA/SW-846 Methods (Total)

Analyte	Results	RL	Units	Dilution	Flag	Method	Date Prepared	Date/Time Analyzed	Analyst
% Solids	77.0		% Wt	1		SM 2540G	7/12/13	7/12/13 13:13	MLA

con-test® ANALYTICAL LABORATORY

39 Spruce Street * East Longmeadow, MA 01028 * FAX 413/525-6405 * TEL. 413/525-2332

Project Location: 25 Skinner Street | Sample Description: | Work Order: 13G0458

Date Received: 7/11/2013

Field Sample #: EP-2 | Sampled: 7/10/2013 09:20

Sample ID: 13G0458-02

Sample Matrix: Soil

Volatile Organic Compounds by GC/MS

Analyte	Results	RL	Units	Dilution	Flag	Method	Date Prepared	Date/Time Analyzed	Analyst
Acetone	ND	0.13	mg/Kg dry	1		SW-846 8260C	7/12/13	7/12/13 18:52	MFF
Acrylonitrile	ND	0.0080	mg/Kg dry	1		SW-846 8260C	7/12/13	7/12/13 18:52	MFF
Benzene	ND	0.0027	mg/Kg dry	1		SW-846 8260C	7/12/13	7/12/13 18:52	MFF
Bromobenzene	ND	0.0027	mg/Kg dry	1		SW-846 8260C	7/12/13	7/12/13 18:52	MFF
Bromodichloromethane	ND	0.0027	mg/Kg dry	1		SW-846 8260C	7/12/13	7/12/13 18:52	MFF
Bromoform	ND	0.0053	mg/Kg dry	1		SW-846 8260C	7/12/13	7/12/13 18:52	MFF
Bromomethane	ND	0.013	mg/Kg dry	1		SW-846 8260C	7/12/13	7/12/13 18:52	MFF
2-Butanone (MEK)	ND	0.053	mg/Kg dry	1		SW-846 8260C	7/12/13	7/12/13 18:52	MFF
n-Butylbenzene	ND	0.0027	mg/Kg dry	1		SW-846 8260C	7/12/13	7/12/13 18:52	MFF
sec-Butylbenzene	ND	0.0027	mg/Kg dry	1		SW-846 8260C	7/12/13	7/12/13 18:52	MFF
tert-Butylbenzene	ND	0.0027	mg/Kg dry	1		SW-846 8260C	7/12/13	7/12/13 18:52	MFF
Carbon Disulfide	ND	0.0080	mg/Kg dry	1		SW-846 8260C	7/12/13	7/12/13 18:52	MFF
Carbon Tetrachloride	ND	0.0027	mg/Kg dry	1		SW-846 8260C	7/12/13	7/12/13 18:52	MFF
Chlorobenzene	ND	0.0027	mg/Kg dry	1		SW-846 8260C	7/12/13	7/12/13 18:52	MFF
Chlorodibromomethane	ND	0.0013	mg/Kg dry	1		SW-846 8260C	7/12/13	7/12/13 18:52	MFF
Chloroethane	ND	0.027	mg/Kg dry	1		SW-846 8260C	7/12/13	7/12/13 18:52	MFF
Chloroform	ND	0.0053	mg/Kg dry	1		SW-846 8260C	7/12/13	7/12/13 18:52	MFF
Chloromethane	ND	0.013	mg/Kg dry	1		SW-846 8260C	7/12/13	7/12/13 18:52	MFF
2-Chlorotoluene	ND	0.0027	mg/Kg dry	1		SW-846 8260C	7/12/13	7/12/13 18:52	MFF
4-Chlorotoluene	ND	0.0027	mg/Kg dry	1		SW-846 8260C	7/12/13	7/12/13 18:52	MFF
1,2-Dibromo-3-chloropropane (DBCP)	ND	0.0053	mg/Kg dry	1		SW-846 8260C	7/12/13	7/12/13 18:52	MFF
1,2-Dibromoethane (EDB)	ND	0.0027	mg/Kg dry	1		SW-846 8260C	7/12/13	7/12/13 18:52	MFF
Dibromomethane	ND	0.0027	mg/Kg dry	1		SW-846 8260C	7/12/13	7/12/13 18:52	MFF
1,2-Dichlorobenzene	ND	0.0027	mg/Kg dry	1		SW-846 8260C	7/12/13	7/12/13 18:52	MFF
1,3-Dichlorobenzene	ND	0.0027	mg/Kg dry	1		SW-846 8260C	7/12/13	7/12/13 18:52	MFF
1,4-Dichlorobenzene	ND	0.0027	mg/Kg dry	1		SW-846 8260C	7/12/13	7/12/13 18:52	MFF
trans-1,4-Dichloro-2-butene	ND	0.0053	mg/Kg dry	1		SW-846 8260C	7/12/13	7/12/13 18:52	MFF
Dichlorodifluoromethane (Freon 12)	ND	0.027	mg/Kg dry	1		SW-846 8260C	7/12/13	7/12/13 18:52	MFF
1,1-Dichloroethane	ND	0.0027	mg/Kg dry	1		SW-846 8260C	7/12/13	7/12/13 18:52	MFF
1,2-Dichloroethane	ND	0.0027	mg/Kg dry	1		SW-846 8260C	7/12/13	7/12/13 18:52	MFF
1,1-Dichloroethylene	ND	0.0053	mg/Kg dry	1		SW-846 8260C	7/12/13	7/12/13 18:52	MFF
cis-1,2-Dichloroethylene	ND	0.0027	mg/Kg dry	1		SW-846 8260C	7/12/13	7/12/13 18:52	MFF
trans-1,2-Dichloroethylene	ND	0.0027	mg/Kg dry	1		SW-846 8260C	7/12/13	7/12/13 18:52	MFF
1,2-Dichloropropane	ND	0.0027	mg/Kg dry	1		SW-846 8260C	7/12/13	7/12/13 18:52	MFF
1,3-Dichloropropane	ND	0.0013	mg/Kg dry	1		SW-846 8260C	7/12/13	7/12/13 18:52	MFF
2,2-Dichloropropane	ND	0.0053	mg/Kg dry	1		SW-846 8260C	7/12/13	7/12/13 18:52	MFF
1,1-Dichloropropene	ND	0.0027	mg/Kg dry	1		SW-846 8260C	7/12/13	7/12/13 18:52	MFF
cis-1,3-Dichloropropene	ND	0.0013	mg/Kg dry	1		SW-846 8260C	7/12/13	7/12/13 18:52	MFF
trans-1,3-Dichloropropene	ND	0.0013	mg/Kg dry	1		SW-846 8260C	7/12/13	7/12/13 18:52	MFF
Ethylbenzene	ND	0.0027	mg/Kg dry	1		SW-846 8260C	7/12/13	7/12/13 18:52	MFF
Hexachlorobutadiene	ND	0.0027	mg/Kg dry	1		SW-846 8260C	7/12/13	7/12/13 18:52	MFF
2-Hexanone (MBK)	ND	0.027	mg/Kg dry	1		SW-846 8260C	7/12/13	7/12/13 18:52	MFF
Isopropylbenzene (Cumene)	ND	0.0027	mg/Kg dry	1		SW-846 8260C	7/12/13	7/12/13 18:52	MFF
p-Isopropyltoluene (p-Cymene)	ND	0.0027	mg/Kg dry	1		SW-846 8260C	7/12/13	7/12/13 18:52	MFF

con-test® ANALYTICAL LABORATORY

39 Spruce Street * East Longmeadow, MA 01028 * FAX 413/525-6405 * TEL. 413/525-2332

Project Location: 25 Skinner Street | Sample Description: | Work Order: 13G0458

Date Received: 7/11/2013

Field Sample #: EP-2 | Sampled: 7/10/2013 09:20

Sample ID: 13G0458-02

Sample Matrix: Soil

Volatile Organic Compounds by GC/MS

Analyte	Results	RL	Units	Dilution	Flag	Method	Date Prepared	Date/Time Analyzed	Analyst
Methyl tert-Butyl Ether (MTBE)	ND	0.0053	mg/Kg dry	1		SW-846 8260C	7/12/13	7/12/13 18:52	MFF
Methylene Chloride	ND	0.027	mg/Kg dry	1		SW-846 8260C	7/12/13	7/12/13 18:52	MFF
4-Methyl-2-pentanone (MIBK)	ND	0.027	mg/Kg dry	1		SW-846 8260C	7/12/13	7/12/13 18:52	MFF
Naphthalene	ND	0.0053	mg/Kg dry	1		SW-846 8260C	7/12/13	7/12/13 18:52	MFF
n-Propylbenzene	ND	0.0027	mg/Kg dry	1		SW-846 8260C	7/12/13	7/12/13 18:52	MFF
Styrene	ND	0.0027	mg/Kg dry	1		SW-846 8260C	7/12/13	7/12/13 18:52	MFF
1,1,1,2-Tetrachloroethane	ND	0.0027	mg/Kg dry	1		SW-846 8260C	7/12/13	7/12/13 18:52	MFF
1,1,2,2-Tetrachloroethane	ND	0.0013	mg/Kg dry	1		SW-846 8260C	7/12/13	7/12/13 18:52	MFF
Tetrachloroethylene	ND	0.0027	mg/Kg dry	1		SW-846 8260C	7/12/13	7/12/13 18:52	MFF
Tetrahydrofuran	ND	0.013	mg/Kg dry	1		SW-846 8260C	7/12/13	7/12/13 18:52	MFF
Toluene	ND	0.0027	mg/Kg dry	1		SW-846 8260C	7/12/13	7/12/13 18:52	MFF
1,2,3-Trichlorobenzene	ND	0.013	mg/Kg dry	1		SW-846 8260C	7/12/13	7/12/13 18:52	MFF
1,2,4-Trichlorobenzene	ND	0.013	mg/Kg dry	1		SW-846 8260C	7/12/13	7/12/13 18:52	MFF
1,1,1-Trichloroethane	ND	0.0027	mg/Kg dry	1		SW-846 8260C	7/12/13	7/12/13 18:52	MFF
1,1,2-Trichloroethane	ND	0.0027	mg/Kg dry	1		SW-846 8260C	7/12/13	7/12/13 18:52	MFF
Trichloroethylene	0.0047	0.0027	mg/Kg dry	1		SW-846 8260C	7/12/13	7/12/13 18:52	MFF
Trichlorofluoromethane (Freon 11)	ND	0.013	mg/Kg dry	1		SW-846 8260C	7/12/13	7/12/13 18:52	MFF
1,2,3-Trichloropropane	ND	0.0027	mg/Kg dry	1		SW-846 8260C	7/12/13	7/12/13 18:52	MFF
1,1,2-Trichloro-1,2,2-trifluoroethane (Freon 113)	ND	0.013	mg/Kg dry	1		SW-846 8260C	7/12/13	7/12/13 18:52	MFF
1,2,4-Trimethylbenzene	ND	0.0027	mg/Kg dry	1		SW-846 8260C	7/12/13	7/12/13 18:52	MFF
1,3,5-Trimethylbenzene	ND	0.0027	mg/Kg dry	1		SW-846 8260C	7/12/13	7/12/13 18:52	MFF
Vinyl Chloride	ND	0.013	mg/Kg dry	1		SW-846 8260C	7/12/13	7/12/13 18:52	MFF
m+p Xylene	ND	0.0053	mg/Kg dry	1		SW-846 8260C	7/12/13	7/12/13 18:52	MFF
o-Xylene	ND	0.0027	mg/Kg dry	1		SW-846 8260C	7/12/13	7/12/13 18:52	MFF

Surrogates	% Recovery	Recovery Limits	Flag	
1,2-Dichloroethane-d4	108	70-130		7/12/13 18:52
Toluene-d8	99.8	70-130		7/12/13 18:52
4-Bromofluorobenzene	98.6	70-130		7/12/13 18:52

con-test® ANALYTICAL LABORATORY

39 Spruce Street * East Longmeadow, MA 01028 * FAX 413/525-6405 * TEL. 413/525-2332

Project Location: 25 Skinner Street | Sample Description: | Work Order: 13G0458

Date Received: 7/11/2013

Field Sample #: EP-2 | Sampled: 7/10/2013 09:20

Sample ID: 13G0458-02

Sample Matrix: Soil

Polychlorinated Biphenyls By GC/ECD

Analyte	Results	RL	Units	Dilution	Flag	Method	Date Prepared	Date/Time Analyzed	Analyst
Aroclor-1016 [1]	ND	0.13	mg/Kg dry	5		SW-846 8082A	7/15/13	7/16/13 14:11	MJC
Aroclor-1221 [1]	ND	0.13	mg/Kg dry	5		SW-846 8082A	7/15/13	7/16/13 14:11	MJC
Aroclor-1232 [1]	ND	0.13	mg/Kg dry	5		SW-846 8082A	7/15/13	7/16/13 14:11	MJC
Aroclor-1242 [1]	ND	0.13	mg/Kg dry	5		SW-846 8082A	7/15/13	7/16/13 14:11	MJC
Aroclor-1248 [1]	ND	0.13	mg/Kg dry	5		SW-846 8082A	7/15/13	7/16/13 14:11	MJC
Aroclor-1254 [1]	ND	0.13	mg/Kg dry	5		SW-846 8082A	7/15/13	7/16/13 14:11	MJC
Aroclor-1260 [1]	ND	0.13	mg/Kg dry	5		SW-846 8082A	7/15/13	7/16/13 14:11	MJC
Aroclor-1262 [1]	ND	0.13	mg/Kg dry	5		SW-846 8082A	7/15/13	7/16/13 14:11	MJC
Aroclor-1268 [1]	ND	0.13	mg/Kg dry	5		SW-846 8082A	7/15/13	7/16/13 14:11	MJC

Surrogates	% Recovery	Recovery Limits	Flag	
Decachlorobiphenyl [1]	86.9	30-150		7/16/13 14:11
Decachlorobiphenyl [2]	82.1	30-150		7/16/13 14:11
Tetrachloro-m-xylene [1]	88.5	30-150		7/16/13 14:11
Tetrachloro-m-xylene [2]	87.0	30-150		7/16/13 14:11

39 Spruce Street * East Longmeadow, MA 01028 * FAX 413/525-6405 * TEL. 413/525-2332

Project Location: 25 Skinner Street
Sample Description:
Work Order: 13G0458

Date Received: 7/11/2013

Field Sample #: EP-2
Sampled: 7/10/2013 09:20

Sample ID: 13G0458-02

Sample Matrix: Soil

Petroleum Hydrocarbons Analyses

Analyte	Results	RL	Units	Dilution	Flag	Method	Date Prepared	Date/Time Analyzed	Analyst
CT ETPH	500	130	mg/Kg dry	10		CTDEP ETPH	7/12/13	7/17/13 18:03	SCS

Surrogates	% Recovery	Recovery Limits	Flag	
o-Terphenyl	67.3	50-150		7/17/13 18:03

con-test® ANALYTICAL LABORATORY

39 Spruce Street * East Longmeadow, MA 01028 * FAX 413/525-6405 * TEL. 413/525-2332

Project Location: 25 Skinner Street | Sample Description: | Work Order: 13G0458

Date Received: 7/11/2013

Field Sample #: EP-2 | Sampled: 7/10/2013 09:20

Sample ID: 13G0458-02

Sample Matrix: Soil

Metals Analyses (Total)

Analyte	Results	RL	Units	Dilution	Flag	Method	Date Prepared	Date/Time Analyzed	Analyst
Antimony	19	3.2	mg/Kg dry	1		SW-846 6010C	7/16/13	7/17/13 10:12	KSH
Arsenic	24	3.2	mg/Kg dry	1		SW-846 6010C	7/12/13	7/15/13 17:14	KSH
Beryllium	ND	0.32	mg/Kg dry	1		SW-846 6010C	7/12/13	7/15/13 12:45	KSH
Cadmium	3.8	0.32	mg/Kg dry	1		SW-846 6010C	7/12/13	7/15/13 12:45	KSH
Chromium	16	0.63	mg/Kg dry	1		SW-846 6010C	7/12/13	7/15/13 12:45	KSH
Copper	88000	63	mg/Kg dry	100		SW-846 6010C	7/12/13	7/16/13 18:16	KSH
Lead	1900	0.95	mg/Kg dry	1		SW-846 6010C	7/12/13	7/15/13 12:45	KSH
Mercury	0.42	0.033	mg/Kg dry	1		SW-846 7471B	7/12/13	7/15/13 13:34	SAJ
Nickel	160	0.63	mg/Kg dry	1		SW-846 6010C	7/12/13	7/15/13 12:45	KSH
Selenium	ND	6.3	mg/Kg dry	1		SW-846 6010C	7/12/13	7/15/13 17:14	KSH
Silver	19	0.63	mg/Kg dry	1		SW-846 6010C	7/12/13	7/15/13 12:45	KSH
Thallium	ND	3.2	mg/Kg dry	1		SW-846 6010C	7/12/13	7/15/13 12:45	KSH
Zinc	5300	2.5	mg/Kg dry	2		SW-846 6010C	7/12/13	7/16/13 18:20	KSH

39 Spruce Street * East Longmeadow, MA 01028 * FAX 413/525-6405 * TEL. 413/525-2332

Project Location: 25 Skinner Street
Sample Description:
Work Order: 13G0458

Date Received: 7/11/2013

Field Sample #: EP-2
Sampled: 7/10/2013 09:20

Sample ID: 13G0458-02

Sample Matrix: Soil

Conventional Chemistry Parameters by EPA/APHA/SW-846 Methods (Total)

Analyte	Results	RL	Units	Dilution	Flag	Method	Date Prepared	Date/Time Analyzed	Analyst
% Solids	74.3		% Wt	1		SM 2540G	7/12/13	7/12/13 13:22	MLA

con-test® ANALYTICAL LABORATORY

39 Spruce Street * East Longmeadow, MA 01028 * FAX 413/525-6405 * TEL. 413/525-2332

Project Location: 25 Skinner Street | Sample Description: | Work Order: 13G0458

Date Received: 7/11/2013

Field Sample #: FD-1 | Sampled: 7/10/2013 09:45

Sample ID: 13G0458-03

Sample Matrix: Soil

Volatile Organic Compounds by GC/MS

Analyte	Results	RL	Units	Dilution	Flag	Method	Date Prepared	Date/Time Analyzed	Analyst
Acetone	0.18	0.079	mg/Kg dry	1		SW-846 8260C	7/12/13	7/12/13 19:20	MFF
Acrylonitrile	ND	0.0047	mg/Kg dry	1		SW-846 8260C	7/12/13	7/12/13 19:20	MFF
Benzene	ND	0.0016	mg/Kg dry	1		SW-846 8260C	7/12/13	7/12/13 19:20	MFF
Bromobenzene	ND	0.0016	mg/Kg dry	1		SW-846 8260C	7/12/13	7/12/13 19:20	MFF
Bromodichloromethane	ND	0.0016	mg/Kg dry	1		SW-846 8260C	7/12/13	7/12/13 19:20	MFF
Bromoform	ND	0.0032	mg/Kg dry	1		SW-846 8260C	7/12/13	7/12/13 19:20	MFF
Bromomethane	0.020	0.0079	mg/Kg dry	1		SW-846 8260C	7/12/13	7/12/13 19:20	MFF
2-Butanone (MEK)	ND	0.032	mg/Kg dry	1		SW-846 8260C	7/12/13	7/12/13 19:20	MFF
n-Butylbenzene	ND	0.0016	mg/Kg dry	1		SW-846 8260C	7/12/13	7/12/13 19:20	MFF
sec-Butylbenzene	ND	0.0016	mg/Kg dry	1		SW-846 8260C	7/12/13	7/12/13 19:20	MFF
tert-Butylbenzene	ND	0.0016	mg/Kg dry	1		SW-846 8260C	7/12/13	7/12/13 19:20	MFF
Carbon Disulfide	ND	0.0047	mg/Kg dry	1		SW-846 8260C	7/12/13	7/12/13 19:20	MFF
Carbon Tetrachloride	ND	0.0016	mg/Kg dry	1		SW-846 8260C	7/12/13	7/12/13 19:20	MFF
Chlorobenzene	ND	0.0016	mg/Kg dry	1		SW-846 8260C	7/12/13	7/12/13 19:20	MFF
Chlorodibromomethane	ND	0.00079	mg/Kg dry	1		SW-846 8260C	7/12/13	7/12/13 19:20	MFF
Chloroethane	ND	0.016	mg/Kg dry	1		SW-846 8260C	7/12/13	7/12/13 19:20	MFF
Chloroform	ND	0.0032	mg/Kg dry	1		SW-846 8260C	7/12/13	7/12/13 19:20	MFF
Chloromethane	ND	0.0079	mg/Kg dry	1		SW-846 8260C	7/12/13	7/12/13 19:20	MFF
2-Chlorotoluene	ND	0.0016	mg/Kg dry	1		SW-846 8260C	7/12/13	7/12/13 19:20	MFF
4-Chlorotoluene	ND	0.0016	mg/Kg dry	1		SW-846 8260C	7/12/13	7/12/13 19:20	MFF
1,2-Dibromo-3-chloropropane (DBCP)	ND	0.0032	mg/Kg dry	1		SW-846 8260C	7/12/13	7/12/13 19:20	MFF
1,2-Dibromoethane (EDB)	ND	0.0016	mg/Kg dry	1		SW-846 8260C	7/12/13	7/12/13 19:20	MFF
Dibromomethane	ND	0.0016	mg/Kg dry	1		SW-846 8260C	7/12/13	7/12/13 19:20	MFF
1,2-Dichlorobenzene	ND	0.0016	mg/Kg dry	1		SW-846 8260C	7/12/13	7/12/13 19:20	MFF
1,3-Dichlorobenzene	ND	0.0016	mg/Kg dry	1		SW-846 8260C	7/12/13	7/12/13 19:20	MFF
1,4-Dichlorobenzene	ND	0.0016	mg/Kg dry	1		SW-846 8260C	7/12/13	7/12/13 19:20	MFF
trans-1,4-Dichloro-2-butene	ND	0.0032	mg/Kg dry	1		SW-846 8260C	7/12/13	7/12/13 19:20	MFF
Dichlorodifluoromethane (Freon 12)	ND	0.016	mg/Kg dry	1		SW-846 8260C	7/12/13	7/12/13 19:20	MFF
1,1-Dichloroethane	ND	0.0016	mg/Kg dry	1		SW-846 8260C	7/12/13	7/12/13 19:20	MFF
1,2-Dichloroethane	ND	0.0016	mg/Kg dry	1		SW-846 8260C	7/12/13	7/12/13 19:20	MFF
1,1-Dichloroethylene	ND	0.0032	mg/Kg dry	1		SW-846 8260C	7/12/13	7/12/13 19:20	MFF
cis-1,2-Dichloroethylene	ND	0.0016	mg/Kg dry	1		SW-846 8260C	7/12/13	7/12/13 19:20	MFF
trans-1,2-Dichloroethylene	ND	0.0016	mg/Kg dry	1		SW-846 8260C	7/12/13	7/12/13 19:20	MFF
1,2-Dichloropropane	ND	0.0016	mg/Kg dry	1		SW-846 8260C	7/12/13	7/12/13 19:20	MFF
1,3-Dichloropropane	ND	0.00079	mg/Kg dry	1		SW-846 8260C	7/12/13	7/12/13 19:20	MFF
2,2-Dichloropropane	ND	0.0032	mg/Kg dry	1		SW-846 8260C	7/12/13	7/12/13 19:20	MFF
1,1-Dichloropropene	ND	0.0016	mg/Kg dry	1		SW-846 8260C	7/12/13	7/12/13 19:20	MFF
cis-1,3-Dichloropropene	ND	0.00079	mg/Kg dry	1		SW-846 8260C	7/12/13	7/12/13 19:20	MFF
trans-1,3-Dichloropropene	ND	0.00079	mg/Kg dry	1		SW-846 8260C	7/12/13	7/12/13 19:20	MFF
Ethylbenzene	ND	0.0016	mg/Kg dry	1		SW-846 8260C	7/12/13	7/12/13 19:20	MFF
Hexachlorobutadiene	ND	0.0016	mg/Kg dry	1		SW-846 8260C	7/12/13	7/12/13 19:20	MFF
2-Hexanone (MBK)	ND	0.016	mg/Kg dry	1		SW-846 8260C	7/12/13	7/12/13 19:20	MFF
Isopropylbenzene (Cumene)	ND	0.0016	mg/Kg dry	1		SW-846 8260C	7/12/13	7/12/13 19:20	MFF
p-Isopropyltoluene (p-Cymene)	ND	0.0016	mg/Kg dry	1		SW-846 8260C	7/12/13	7/12/13 19:20	MFF

con-test® ANALYTICAL LABORATORY

39 Spruce Street * East Longmeadow, MA 01028 * FAX 413/525-6405 * TEL. 413/525-2332

Project Location: 25 Skinner Street | Sample Description: | Work Order: 13G0458

Date Received: 7/11/2013

Field Sample #: FD-1 | Sampled: 7/10/2013 09:45

Sample ID: 13G0458-03

Sample Matrix: Soil

Volatile Organic Compounds by GC/MS

Analyte	Results	RL	Units	Dilution	Flag	Method	Date Prepared	Date/Time Analyzed	Analyst
Methyl tert-Butyl Ether (MTBE)	ND	0.0032	mg/Kg dry	1		SW-846 8260C	7/12/13	7/12/13 19:20	MFF
Methylene Chloride	ND	0.016	mg/Kg dry	1		SW-846 8260C	7/12/13	7/12/13 19:20	MFF
4-Methyl-2-pentanone (MIBK)	ND	0.016	mg/Kg dry	1		SW-846 8260C	7/12/13	7/12/13 19:20	MFF
Naphthalene	ND	0.0032	mg/Kg dry	1		SW-846 8260C	7/12/13	7/12/13 19:20	MFF
n-Propylbenzene	ND	0.0016	mg/Kg dry	1		SW-846 8260C	7/12/13	7/12/13 19:20	MFF
Styrene	ND	0.0016	mg/Kg dry	1		SW-846 8260C	7/12/13	7/12/13 19:20	MFF
1,1,1,2-Tetrachloroethane	ND	0.0016	mg/Kg dry	1		SW-846 8260C	7/12/13	7/12/13 19:20	MFF
1,1,2,2-Tetrachloroethane	ND	0.00079	mg/Kg dry	1		SW-846 8260C	7/12/13	7/12/13 19:20	MFF
Tetrachloroethylene	ND	0.0016	mg/Kg dry	1		SW-846 8260C	7/12/13	7/12/13 19:20	MFF
Tetrahydrofuran	ND	0.0079	mg/Kg dry	1		SW-846 8260C	7/12/13	7/12/13 19:20	MFF
Toluene	ND	0.0016	mg/Kg dry	1		SW-846 8260C	7/12/13	7/12/13 19:20	MFF
1,2,3-Trichlorobenzene	ND	0.0079	mg/Kg dry	1		SW-846 8260C	7/12/13	7/12/13 19:20	MFF
1,2,4-Trichlorobenzene	ND	0.0079	mg/Kg dry	1		SW-846 8260C	7/12/13	7/12/13 19:20	MFF
1,1,1-Trichloroethane	ND	0.0016	mg/Kg dry	1		SW-846 8260C	7/12/13	7/12/13 19:20	MFF
1,1,2-Trichloroethane	ND	0.0016	mg/Kg dry	1		SW-846 8260C	7/12/13	7/12/13 19:20	MFF
Trichloroethylene	0.0020	0.0016	mg/Kg dry	1		SW-846 8260C	7/12/13	7/12/13 19:20	MFF
Trichlorofluoromethane (Freon 11)	ND	0.0079	mg/Kg dry	1		SW-846 8260C	7/12/13	7/12/13 19:20	MFF
1,2,3-Trichloropropane	ND	0.0016	mg/Kg dry	1		SW-846 8260C	7/12/13	7/12/13 19:20	MFF
1,1,2-Trichloro-1,2,2-trifluoroethane (Freon 113)	ND	0.0079	mg/Kg dry	1		SW-846 8260C	7/12/13	7/12/13 19:20	MFF
1,2,4-Trimethylbenzene	ND	0.0016	mg/Kg dry	1		SW-846 8260C	7/12/13	7/12/13 19:20	MFF
1,3,5-Trimethylbenzene	ND	0.0016	mg/Kg dry	1		SW-846 8260C	7/12/13	7/12/13 19:20	MFF
Vinyl Chloride	ND	0.0079	mg/Kg dry	1		SW-846 8260C	7/12/13	7/12/13 19:20	MFF
m+p Xylene	ND	0.0032	mg/Kg dry	1		SW-846 8260C	7/12/13	7/12/13 19:20	MFF
o-Xylene	ND	0.0016	mg/Kg dry	1		SW-846 8260C	7/12/13	7/12/13 19:20	MFF

Surrogates	% Recovery	Recovery Limits	Flag	
1,2-Dichloroethane-d4	109	70-130		7/12/13 19:20
Toluene-d8	100	70-130		7/12/13 19:20
4-Bromofluorobenzene	100	70-130		7/12/13 19:20

con-test® ANALYTICAL LABORATORY

39 Spruce Street * East Longmeadow, MA 01028 * FAX 413/525-6405 * TEL. 413/525-2332

Project Location: 25 Skinner Street | Sample Description: | Work Order: 13G0458

Date Received: 7/11/2013

Field Sample #: FD-1 | Sampled: 7/10/2013 09:45

Sample ID: 13G0458-03

Sample Matrix: Soil

Semivolatile Organic Compounds by GC/MS

Analyte	Results	RL	Units	Dilution	Flag	Method	Date Prepared	Date/Time Analyzed	Analyst
Acenaphthene	ND	0.18	mg/Kg dry	1	R-05	SW-846 8270D	7/12/13	7/13/13 18:34	CMR
Acenaphthylene	ND	0.18	mg/Kg dry	1	R-05	SW-846 8270D	7/12/13	7/13/13 18:34	CMR
Anthracene	ND	0.18	mg/Kg dry	1	R-05	SW-846 8270D	7/12/13	7/13/13 18:34	CMR
Benzo(a)anthracene	ND	0.18	mg/Kg dry	1	R-05	SW-846 8270D	7/12/13	7/13/13 18:34	CMR
Benzo(a)pyrene	ND	0.18	mg/Kg dry	1	R-05	SW-846 8270D	7/12/13	7/13/13 18:34	CMR
Benzo(b)fluoranthene	ND	0.18	mg/Kg dry	1	R-05	SW-846 8270D	7/12/13	7/13/13 18:34	CMR
Benzo(g,h,i)perylene	ND	0.18	mg/Kg dry	1		SW-846 8270D	7/12/13	7/13/13 18:34	CMR
Benzo(k)fluoranthene	ND	0.18	mg/Kg dry	1	R-05	SW-846 8270D	7/12/13	7/13/13 18:34	CMR
Chrysene	ND	0.18	mg/Kg dry	1	R-05	SW-846 8270D	7/12/13	7/13/13 18:34	CMR
Dibenz(a,h)anthracene	ND	0.18	mg/Kg dry	1	R-05	SW-846 8270D	7/12/13	7/13/13 18:34	CMR
Fluoranthene	ND	0.18	mg/Kg dry	1	R-05	SW-846 8270D	7/12/13	7/13/13 18:34	CMR
Fluorene	ND	0.18	mg/Kg dry	1	R-05	SW-846 8270D	7/12/13	7/13/13 18:34	CMR
Indeno(1,2,3-cd)pyrene	ND	0.18	mg/Kg dry	1	R-05	SW-846 8270D	7/12/13	7/13/13 18:34	CMR
2-Methylnaphthalene	ND	0.18	mg/Kg dry	1	R-05	SW-846 8270D	7/12/13	7/13/13 18:34	CMR
Naphthalene	ND	0.18	mg/Kg dry	1	R-05	SW-846 8270D	7/12/13	7/13/13 18:34	CMR
Phenanthrene	ND	0.18	mg/Kg dry	1	R-05	SW-846 8270D	7/12/13	7/13/13 18:34	CMR
Pyrene	ND	0.18	mg/Kg dry	1		SW-846 8270D	7/12/13	7/13/13 18:34	CMR

Surrogates	% Recovery	Recovery Limits	Flag	
Nitrobenzene-d5	63.8	30-130		7/13/13 18:34
2-Fluorobiphenyl	67.1	30-130		7/13/13 18:34
p-Terphenyl-d14	81.8	30-130		7/13/13 18:34

39 Spruce Street * East Longmeadow, MA 01028 * FAX 413/525-6405 * TEL. 413/525-2332

Project Location: 25 Skinner Street | Sample Description: | Work Order: 13G0458

Date Received: 7/11/2013

Field Sample #: FD-1 | Sampled: 7/10/2013 09:45

Sample ID: 13G0458-03

Sample Matrix: Soil

Petroleum Hydrocarbons Analyses

Analyte	Results	RL	Units	Dilution	Flag	Method	Date Prepared	Date/Time Analyzed	Analyst
CT ETPH	ND	11	mg/Kg dry	1		CTDEP ETPH	7/12/13	7/15/13 23:52	SCS

Surrogates	% Recovery	Recovery Limits	Flag	
o-Terphenyl	64.4	50-150		7/15/13 23:52

39 Spruce Street * East Longmeadow, MA 01028 * FAX 413/525-6405 * TEL. 413/525-2332

Project Location: 25 Skinner Street
Sample Description:
Work Order: 13G0458

Date Received: 7/11/2013

Field Sample #: FD-1
Sampled: 7/10/2013 09:45

Sample ID: 13G0458-03

Sample Matrix: Soil

Metals Analyses (Total)

Analyte	Results	RL	Units	Dilution	Flag	Method	Date Prepared	Date/Time Analyzed	Analyst
Antimony	ND	2.6	mg/Kg dry	1		SW-846 6010C	7/12/13	7/15/13 17:20	KSH
Arsenic	7.7	2.6	mg/Kg dry	1		SW-846 6010C	7/12/13	7/15/13 17:20	KSH
Beryllium	ND	0.26	mg/Kg dry	1		SW-846 6010C	7/12/13	7/15/13 13:23	KSH
Cadmium	0.29	0.26	mg/Kg dry	1		SW-846 6010C	7/12/13	7/15/13 13:23	KSH
Chromium	6.5	0.51	mg/Kg dry	1		SW-846 6010C	7/12/13	7/15/13 13:23	KSH
Copper	17	0.51	mg/Kg dry	1	Z-01	SW-846 6010C	7/12/13	7/15/13 13:23	KSH
Lead	3.7	0.77	mg/Kg dry	1		SW-846 6010C	7/12/13	7/15/13 13:23	KSH
Mercury	ND	0.026	mg/Kg dry	1		SW-846 7471B	7/12/13	7/15/13 13:40	SAJ
Nickel	4.4	0.51	mg/Kg dry	1		SW-846 6010C	7/12/13	7/15/13 13:23	KSH
Selenium	ND	5.1	mg/Kg dry	1		SW-846 6010C	7/12/13	7/15/13 17:20	KSH
Silver	ND	0.51	mg/Kg dry	1		SW-846 6010C	7/12/13	7/15/13 13:23	KSH
Thallium	ND	2.6	mg/Kg dry	1		SW-846 6010C	7/12/13	7/15/13 13:23	KSH
Zinc	17	1.0	mg/Kg dry	1		SW-846 6010C	7/12/13	7/15/13 13:23	KSH

39 Spruce Street * East Longmeadow, MA 01028 * FAX 413/525-6405 * TEL. 413/525-2332

Project Location: 25 Skinner Street
Sample Description:
Work Order: 13G0458

Date Received: 7/11/2013

Field Sample #: FD-1
Sampled: 7/10/2013 09:45

Sample ID: 13G0458-03

Sample Matrix: Soil

Conventional Chemistry Parameters by EPA/APHA/SW-846 Methods (Total)

Analyte	Results	RL	Units	Dilution	Flag	Method	Date Prepared	Date/Time Analyzed	Analyst
% Solids	95.1		% Wt	1		SM 2540G	7/12/13	7/12/13 13:22	MLA

con-test® ANALYTICAL LABORATORY

39 Spruce Street * East Longmeadow, MA 01028 * FAX 413/525-6405 * TEL. 413/525-2332

Project Location: 25 Skinner Street | Sample Description: | Work Order: 13G0458

Date Received: 7/11/2013

Field Sample #: FD-1 | Sampled: 7/10/2013 09:45

Sample ID: 13G0458-03

Sample Matrix: Soil

SPLP - Metals Analyses

Analyte	Results	RL	Units	Dilution	Flag	Method	Date Prepared	Date/Time Analyzed	Analyst
Antimony	ND	5.0	µg/L	5		SW-846 6020A	7/16/13	7/17/13 16:22	KSH
Arsenic	ND	2.0	µg/L	5		SW-846 6020A	7/16/13	7/17/13 16:22	KSH
Beryllium	ND	2.0	µg/L	5		SW-846 6020A	7/16/13	7/17/13 16:22	KSH
Cadmium	ND	2.5	µg/L	5		SW-846 6020A	7/16/13	7/17/13 16:22	KSH
Chromium	ND	5.0	µg/L	5		SW-846 6020A	7/16/13	7/17/13 16:22	KSH
Copper	ND	25	µg/L	5		SW-846 6020A	7/16/13	7/17/13 16:22	KSH
Lead	ND	5.0	µg/L	5		SW-846 6020A	7/16/13	7/17/13 16:22	KSH
Mercury	ND	0.00010	mg/L	1		SW-846 7470A	7/16/13	7/16/13 12:44	SAJ
Nickel	ND	25	µg/L	5		SW-846 6020A	7/16/13	7/17/13 16:22	KSH
Selenium	ND	25	µg/L	5		SW-846 6020A	7/16/13	7/17/13 16:22	KSH
Silver	ND	2.5	µg/L	5		SW-846 6020A	7/16/13	7/17/13 16:22	KSH
Thallium	ND	1.0	µg/L	5		SW-846 6020A	7/16/13	7/17/13 16:22	KSH
Zinc	54	50	µg/L	5		SW-846 6020A	7/16/13	7/17/13 16:22	KSH

con-test® ANALYTICAL LABORATORY

39 Spruce Street * East Longmeadow, MA 01028 * FAX 413/525-6405 * TEL. 413/525-2332

Project Location: 25 Skinner Street | Sample Description: | Work Order: 13G0458

Date Received: 7/11/2013

Field Sample #: AST-1 | Sampled: 7/10/2013 10:45

Sample ID: 13G0458-04

Sample Matrix: Soil

Semivolatile Organic Compounds by GC/MS

Analyte	Results	RL	Units	Dilution	Flag	Method	Date Prepared	Date/Time Analyzed	Analyst
Acenaphthene	ND	0.17	mg/Kg dry	1	R-05	SW-846 8270D	7/12/13	7/13/13 19:07	CMR
Acenaphthylene	ND	0.17	mg/Kg dry	1	R-05	SW-846 8270D	7/12/13	7/13/13 19:07	CMR
Anthracene	ND	0.17	mg/Kg dry	1	R-05	SW-846 8270D	7/12/13	7/13/13 19:07	CMR
Benzo(a)anthracene	ND	0.17	mg/Kg dry	1	R-05	SW-846 8270D	7/12/13	7/13/13 19:07	CMR
Benzo(a)pyrene	ND	0.17	mg/Kg dry	1	R-05	SW-846 8270D	7/12/13	7/13/13 19:07	CMR
Benzo(b)fluoranthene	ND	0.17	mg/Kg dry	1	R-05	SW-846 8270D	7/12/13	7/13/13 19:07	CMR
Benzo(g,h,i)perylene	ND	0.17	mg/Kg dry	1		SW-846 8270D	7/12/13	7/13/13 19:07	CMR
Benzo(k)fluoranthene	ND	0.17	mg/Kg dry	1	R-05	SW-846 8270D	7/12/13	7/13/13 19:07	CMR
Chrysene	ND	0.17	mg/Kg dry	1	R-05	SW-846 8270D	7/12/13	7/13/13 19:07	CMR
Dibenz(a,h)anthracene	ND	0.17	mg/Kg dry	1	R-05	SW-846 8270D	7/12/13	7/13/13 19:07	CMR
Fluoranthene	ND	0.17	mg/Kg dry	1	R-05	SW-846 8270D	7/12/13	7/13/13 19:07	CMR
Fluorene	ND	0.17	mg/Kg dry	1	R-05	SW-846 8270D	7/12/13	7/13/13 19:07	CMR
Indeno(1,2,3-cd)pyrene	ND	0.17	mg/Kg dry	1	R-05	SW-846 8270D	7/12/13	7/13/13 19:07	CMR
2-Methylnaphthalene	ND	0.17	mg/Kg dry	1	R-05, R-06	SW-846 8270D	7/12/13	7/13/13 19:07	CMR
Naphthalene	ND	0.17	mg/Kg dry	1	R-05	SW-846 8270D	7/12/13	7/13/13 19:07	CMR
Phenanthrene	ND	0.17	mg/Kg dry	1	R-05	SW-846 8270D	7/12/13	7/13/13 19:07	CMR
Pyrene	ND	0.17	mg/Kg dry	1		SW-846 8270D	7/12/13	7/13/13 19:07	CMR

Surrogates	% Recovery	Recovery Limits	Flag	
Nitrobenzene-d5	65.2	30-130		7/13/13 19:07
2-Fluorobiphenyl	62.6	30-130		7/13/13 19:07
p-Terphenyl-d14	86.4	30-130		7/13/13 19:07

39 Spruce Street * East Longmeadow, MA 01028 * FAX 413/525-6405 * TEL. 413/525-2332

Project Location: 25 Skinner Street | Sample Description: | Work Order: 13G0458

Date Received: 7/11/2013

Field Sample #: AST-1 | Sampled: 7/10/2013 10:45

Sample ID: 13G0458-04

Sample Matrix: Soil

Petroleum Hydrocarbons Analyses

Analyte	Results	RL	Units	Dilution	Flag	Method	Date Prepared	Date/Time Analyzed	Analyst
CT ETPH	5100	1000	mg/Kg dry	100		CTDEP ETPH	7/12/13	7/17/13 18:25	SCS

Surrogates	% Recovery	Recovery Limits	Flag	
o-Terphenyl	102	50-150		7/17/13 18:25

39 Spruce Street * East Longmeadow, MA 01028 * FAX 413/525-6405 * TEL. 413/525-2332

Project Location: 25 Skinner Street
Sample Description:
Work Order: 13G0458

Date Received: 7/11/2013

Field Sample #: AST-1
Sampled: 7/10/2013 10:45

Sample ID: 13G0458-04

Sample Matrix: Soil

Metals Analyses (Total)

Analyte	Results	RL	Units	Dilution	Flag	Method	Date Prepared	Date/Time Analyzed	Analyst
Antimony	ND	2.6	mg/Kg dry	1		SW-846 6010C	7/12/13	7/15/13 17:25	KSH
Arsenic	4.3	2.6	mg/Kg dry	1		SW-846 6010C	7/12/13	7/15/13 17:25	KSH
Beryllium	ND	0.26	mg/Kg dry	1		SW-846 6010C	7/12/13	7/15/13 13:28	KSH
Cadmium	ND	0.26	mg/Kg dry	1		SW-846 6010C	7/12/13	7/15/13 13:28	KSH
Chromium	5.1	0.51	mg/Kg dry	1		SW-846 6010C	7/12/13	7/15/13 13:28	KSH
Copper	930	0.51	mg/Kg dry	1	Z-01	SW-846 6010C	7/12/13	7/15/13 13:28	KSH
Lead	13	0.77	mg/Kg dry	1		SW-846 6010C	7/12/13	7/15/13 13:28	KSH
Mercury	ND	0.026	mg/Kg dry	1		SW-846 7471B	7/12/13	7/15/13 13:41	SAJ
Nickel	4.5	0.51	mg/Kg dry	1		SW-846 6010C	7/12/13	7/15/13 13:28	KSH
Selenium	ND	5.1	mg/Kg dry	1		SW-846 6010C	7/12/13	7/15/13 17:25	KSH
Silver	ND	0.51	mg/Kg dry	1		SW-846 6010C	7/12/13	7/15/13 13:28	KSH
Thallium	ND	2.6	mg/Kg dry	1		SW-846 6010C	7/12/13	7/15/13 13:28	KSH
Zinc	27	1.0	mg/Kg dry	1		SW-846 6010C	7/12/13	7/15/13 13:28	KSH

39 Spruce Street * East Longmeadow, MA 01028 * FAX 413/525-6405 * TEL. 413/525-2332

Project Location: 25 Skinner Street
Sample Description:
Work Order: 13G0458

Date Received: 7/11/2013

Field Sample #: AST-1
Sampled: 7/10/2013 10:45

Sample ID: 13G0458-04

Sample Matrix: Soil

Conventional Chemistry Parameters by EPA/APHA/SW-846 Methods (Total)

Analyte	Results	RL	Units	Dilution	Flag	Method	Date Prepared	Date/Time Analyzed	Analyst
% Solids	97.3		% Wt	1		SM 2540G	7/12/13	7/12/13 13:22	MLA

con-test® ANALYTICAL LABORATORY

39 Spruce Street * East Longmeadow, MA 01028 * FAX 413/525-6405 * TEL. 413/525-2332

Project Location: 25 Skinner Street | Sample Description: | Work Order: 13G0458

Date Received: 7/11/2013

Field Sample #: AST-1 | Sampled: 7/10/2013 10:45

Sample ID: 13G0458-04

Sample Matrix: Soil

SPLP - Metals Analyses

Analyte	Results	RL	Units	Dilution	Flag	Method	Date Prepared	Date/Time Analyzed	Analyst
Antimony	ND	5.0	µg/L	5		SW-846 6020A	7/16/13	7/17/13 16:26	KSH
Arsenic	2.9	2.0	µg/L	5		SW-846 6020A	7/16/13	7/17/13 16:26	KSH
Beryllium	ND	2.0	µg/L	5		SW-846 6020A	7/16/13	7/17/13 16:26	KSH
Cadmium	ND	2.5	µg/L	5		SW-846 6020A	7/16/13	7/17/13 16:26	KSH
Chromium	ND	5.0	µg/L	5		SW-846 6020A	7/16/13	7/17/13 16:26	KSH
Copper	300	25	µg/L	5		SW-846 6020A	7/16/13	7/17/13 16:26	KSH
Lead	ND	5.0	µg/L	5		SW-846 6020A	7/16/13	7/17/13 16:26	KSH
Mercury	ND	0.00010	mg/L	1		SW-846 7470A	7/16/13	7/16/13 12:45	SAJ
Nickel	ND	25	µg/L	5		SW-846 6020A	7/16/13	7/17/13 16:26	KSH
Selenium	ND	25	µg/L	5		SW-846 6020A	7/16/13	7/17/13 16:26	KSH
Silver	ND	2.5	µg/L	5		SW-846 6020A	7/16/13	7/17/13 16:26	KSH
Thallium	ND	1.0	µg/L	5		SW-846 6020A	7/16/13	7/17/13 16:26	KSH
Zinc	71	50	µg/L	5		SW-846 6020A	7/16/13	7/17/13 16:26	KSH

con-test® ANALYTICAL LABORATORY

39 Spruce Street * East Longmeadow, MA 01028 * FAX 413/525-6405 * TEL. 413/525-2332

Project Location: 25 Skinner Street | Sample Description: | Work Order: 13G0458

Date Received: 7/11/2013

Field Sample #: AST-2 | Sampled: 7/10/2013 12:00

Sample ID: 13G0458-05

Sample Matrix: Soil

Sample Flags: DL-03

Semivolatile Organic Compounds by GC/MS

Analyte	Results	RL	Units	Dilution	Flag	Method	Date Prepared	Date/Time Analyzed	Analyst
Acenaphthene	ND	0.76	mg/Kg dry	4	R-05	SW-846 8270D	7/12/13	7/17/13 12:41	BGL
Acenaphthylene	ND	0.76	mg/Kg dry	4	R-05	SW-846 8270D	7/12/13	7/17/13 12:41	BGL
Anthracene	ND	0.76	mg/Kg dry	4	R-05	SW-846 8270D	7/12/13	7/17/13 12:41	BGL
Benzo(a)anthracene	ND	0.76	mg/Kg dry	4	R-05	SW-846 8270D	7/12/13	7/17/13 12:41	BGL
Benzo(a)pyrene	ND	0.76	mg/Kg dry	4	R-05	SW-846 8270D	7/12/13	7/17/13 12:41	BGL
Benzo(b)fluoranthene	ND	0.76	mg/Kg dry	4	R-05	SW-846 8270D	7/12/13	7/17/13 12:41	BGL
Benzo(g,h,i)perylene	ND	0.76	mg/Kg dry	4		SW-846 8270D	7/12/13	7/17/13 12:41	BGL
Benzo(k)fluoranthene	ND	0.76	mg/Kg dry	4	R-05	SW-846 8270D	7/12/13	7/17/13 12:41	BGL
Chrysene	ND	0.76	mg/Kg dry	4	R-05	SW-846 8270D	7/12/13	7/17/13 12:41	BGL
Dibenz(a,h)anthracene	ND	0.76	mg/Kg dry	4	R-05	SW-846 8270D	7/12/13	7/17/13 12:41	BGL
Fluoranthene	ND	0.76	mg/Kg dry	4	R-05	SW-846 8270D	7/12/13	7/17/13 12:41	BGL
Fluorene	ND	0.76	mg/Kg dry	4	R-05	SW-846 8270D	7/12/13	7/17/13 12:41	BGL
Indeno(1,2,3-cd)pyrene	ND	0.76	mg/Kg dry	4	R-05	SW-846 8270D	7/12/13	7/17/13 12:41	BGL
2-Methylnaphthalene	ND	0.76	mg/Kg dry	4	R-05	SW-846 8270D	7/12/13	7/17/13 12:41	BGL
Naphthalene	ND	0.76	mg/Kg dry	4	R-05	SW-846 8270D	7/12/13	7/17/13 12:41	BGL
Phenanthrene	ND	0.76	mg/Kg dry	4	R-05	SW-846 8270D	7/12/13	7/17/13 12:41	BGL
Pyrene	ND	0.76	mg/Kg dry	4		SW-846 8270D	7/12/13	7/17/13 12:41	BGL

Surrogates	% Recovery	Recovery Limits	Flag	
Nitrobenzene-d5	50.4	30-130		7/17/13 12:41
2-Fluorobiphenyl	54.4	30-130		7/17/13 12:41
p-Terphenyl-d14	52.4	30-130		7/17/13 12:41

39 Spruce Street * East Longmeadow, MA 01028 * FAX 413/525-6405 * TEL. 413/525-2332

Project Location: 25 Skinner Street | Sample Description: | Work Order: 13G0458

Date Received: 7/11/2013

Field Sample #: AST-2 | Sampled: 7/10/2013 12:00

Sample ID: 13G0458-05

Sample Matrix: Soil

Petroleum Hydrocarbons Analyses

Analyte	Results	RL	Units	Dilution	Flag	Method	Date Prepared	Date/Time Analyzed	Analyst
CT ETPH	410	220	mg/Kg dry	20		CTDEP ETPH	7/12/13	7/17/13 17:42	SCS

Surrogates	% Recovery	Recovery Limits	Flag		
o-Terphenyl	63.2	50-150			7/17/13 17:42

39 Spruce Street * East Longmeadow, MA 01028 * FAX 413/525-6405 * TEL. 413/525-2332

Project Location: 25 Skinner Street
Sample Description:
Work Order: 13G0458

Date Received: 7/11/2013

Field Sample #: AST-2
Sampled: 7/10/2013 12:00

Sample ID: 13G0458-05

Sample Matrix: Soil

Metals Analyses (Total)

Analyte	Results	RL	Units	Dilution	Flag	Method	Date Prepared	Date/Time Analyzed	Analyst
Antimony	ND	5.3	mg/Kg dry	2	DL-04	SW-846 6010C	7/12/13	7/17/13 15:22	KSH
Arsenic	3.6	2.7	mg/Kg dry	1		SW-846 6010C	7/12/13	7/15/13 20:33	KSH
Beryllium	ND	0.27	mg/Kg dry	1		SW-846 6010C	7/12/13	7/15/13 16:29	KSH
Cadmium	0.85	0.27	mg/Kg dry	1		SW-846 6010C	7/12/13	7/15/13 20:33	KSH
Chromium	11	0.53	mg/Kg dry	1		SW-846 6010C	7/12/13	7/15/13 20:33	KSH
Copper	260	0.53	mg/Kg dry	1		SW-846 6010C	7/12/13	7/15/13 16:29	KSH
Lead	64	0.80	mg/Kg dry	1		SW-846 6010C	7/12/13	7/15/13 20:33	KSH
Mercury	ND	0.028	mg/Kg dry	1		SW-846 7471B	7/12/13	7/15/13 13:43	SAJ
Nickel	57	0.53	mg/Kg dry	1		SW-846 6010C	7/12/13	7/15/13 20:33	KSH
Selenium	ND	5.3	mg/Kg dry	1		SW-846 6010C	7/12/13	7/15/13 20:33	KSH
Silver	ND	0.53	mg/Kg dry	1		SW-846 6010C	7/12/13	7/15/13 20:33	KSH
Thallium	ND	2.7	mg/Kg dry	1		SW-846 6010C	7/12/13	7/15/13 20:33	KSH
Zinc	200	1.1	mg/Kg dry	1		SW-846 6010C	7/12/13	7/15/13 20:33	KSH

39 Spruce Street * East Longmeadow, MA 01028 * FAX 413/525-6405 * TEL. 413/525-2332

Project Location: 25 Skinner Street
Sample Description:
Work Order: 13G0458

Date Received: 7/11/2013

Field Sample #: AST-2
Sampled: 7/10/2013 12:00

Sample ID: 13G0458-05

Sample Matrix: Soil

Conventional Chemistry Parameters by EPA/APHA/SW-846 Methods (Total)

Analyte	Results	RL	Units	Dilution	Flag	Method	Date Prepared	Date/Time Analyzed	Analyst
% Solids	89.5		% Wt	1		SM 2540G	7/12/13	7/12/13 13:22	MLA

con-test® ANALYTICAL LABORATORY

39 Spruce Street * East Longmeadow, MA 01028 * FAX 413/525-6405 * TEL. 413/525-2332

Project Location: 25 Skinner Street | Sample Description: | Work Order: 13G0458

Date Received: 7/11/2013

Field Sample #: AST-2 | Sampled: 7/10/2013 12:00

Sample ID: 13G0458-05

Sample Matrix: Soil

SPLP - Metals Analyses

Analyte	Results	RL	Units	Dilution	Flag	Method	Date Prepared	Date/Time Analyzed	Analyst
Antimony	ND	5.0	µg/L	5		SW-846 6020A	7/16/13	7/17/13 16:29	KSH
Arsenic	ND	2.0	µg/L	5		SW-846 6020A	7/16/13	7/17/13 16:29	KSH
Beryllium	ND	2.0	µg/L	5		SW-846 6020A	7/16/13	7/17/13 16:29	KSH
Cadmium	ND	2.5	µg/L	5		SW-846 6020A	7/16/13	7/17/13 16:29	KSH
Chromium	ND	5.0	µg/L	5		SW-846 6020A	7/16/13	7/17/13 16:29	KSH
Copper	31	25	µg/L	5		SW-846 6020A	7/16/13	7/17/13 16:29	KSH
Lead	ND	5.0	µg/L	5		SW-846 6020A	7/16/13	7/17/13 16:29	KSH
Mercury	ND	0.00010	mg/L	1		SW-846 7470A	7/16/13	7/16/13 12:47	SAJ
Nickel	ND	25	µg/L	5		SW-846 6020A	7/16/13	7/17/13 16:29	KSH
Selenium	ND	25	µg/L	5		SW-846 6020A	7/16/13	7/17/13 16:29	KSH
Silver	ND	2.5	µg/L	5		SW-846 6020A	7/16/13	7/17/13 16:29	KSH
Thallium	ND	1.0	µg/L	5		SW-846 6020A	7/16/13	7/17/13 16:29	KSH
Zinc	ND	50	µg/L	5		SW-846 6020A	7/16/13	7/17/13 16:29	KSH

con-test® ANALYTICAL LABORATORY

39 Spruce Street * East Longmeadow, MA 01028 * FAX 413/525-6405 * TEL. 413/525-2332

Project Location: 25 Skinner Street | Sample Description: | Work Order: 13G0458

Date Received: 7/11/2013

Field Sample #: FD-3 | Sampled: 7/10/2013 13:00

Sample ID: 13G0458-06

Sample Matrix: Soil

Volatile Organic Compounds by GC/MS

Analyte	Results	RL	Units	Dilution	Flag	Method	Date Prepared	Date/Time Analyzed	Analyst
Acetone	ND	0.070	mg/Kg dry	1		SW-846 8260C	7/12/13	7/15/13 13:31	MFF
Acrylonitrile	ND	0.0042	mg/Kg dry	1		SW-846 8260C	7/12/13	7/15/13 13:31	MFF
Benzene	ND	0.0014	mg/Kg dry	1		SW-846 8260C	7/12/13	7/15/13 13:31	MFF
Bromobenzene	ND	0.0014	mg/Kg dry	1		SW-846 8260C	7/12/13	7/15/13 13:31	MFF
Bromodichloromethane	ND	0.0014	mg/Kg dry	1		SW-846 8260C	7/12/13	7/15/13 13:31	MFF
Bromoform	ND	0.0028	mg/Kg dry	1		SW-846 8260C	7/12/13	7/15/13 13:31	MFF
Bromomethane	0.0099	0.0070	mg/Kg dry	1	V-06	SW-846 8260C	7/12/13	7/15/13 13:31	MFF
2-Butanone (MEK)	ND	0.028	mg/Kg dry	1		SW-846 8260C	7/12/13	7/15/13 13:31	MFF
n-Butylbenzene	ND	0.0014	mg/Kg dry	1		SW-846 8260C	7/12/13	7/15/13 13:31	MFF
sec-Butylbenzene	ND	0.0014	mg/Kg dry	1		SW-846 8260C	7/12/13	7/15/13 13:31	MFF
tert-Butylbenzene	ND	0.0014	mg/Kg dry	1		SW-846 8260C	7/12/13	7/15/13 13:31	MFF
Carbon Disulfide	ND	0.0042	mg/Kg dry	1		SW-846 8260C	7/12/13	7/15/13 13:31	MFF
Carbon Tetrachloride	ND	0.0014	mg/Kg dry	1		SW-846 8260C	7/12/13	7/15/13 13:31	MFF
Chlorobenzene	ND	0.0014	mg/Kg dry	1		SW-846 8260C	7/12/13	7/15/13 13:31	MFF
Chlorodibromomethane	ND	0.00070	mg/Kg dry	1		SW-846 8260C	7/12/13	7/15/13 13:31	MFF
Chloroethane	ND	0.014	mg/Kg dry	1		SW-846 8260C	7/12/13	7/15/13 13:31	MFF
Chloroform	ND	0.0028	mg/Kg dry	1		SW-846 8260C	7/12/13	7/15/13 13:31	MFF
Chloromethane	ND	0.0070	mg/Kg dry	1	L-03	SW-846 8260C	7/12/13	7/15/13 13:31	MFF
2-Chlorotoluene	ND	0.0014	mg/Kg dry	1		SW-846 8260C	7/12/13	7/15/13 13:31	MFF
4-Chlorotoluene	ND	0.0014	mg/Kg dry	1		SW-846 8260C	7/12/13	7/15/13 13:31	MFF
1,2-Dibromo-3-chloropropane (DBCP)	ND	0.0028	mg/Kg dry	1		SW-846 8260C	7/12/13	7/15/13 13:31	MFF
1,2-Dibromoethane (EDB)	ND	0.0014	mg/Kg dry	1		SW-846 8260C	7/12/13	7/15/13 13:31	MFF
Dibromomethane	ND	0.0014	mg/Kg dry	1		SW-846 8260C	7/12/13	7/15/13 13:31	MFF
1,2-Dichlorobenzene	ND	0.0014	mg/Kg dry	1		SW-846 8260C	7/12/13	7/15/13 13:31	MFF
1,3-Dichlorobenzene	ND	0.0014	mg/Kg dry	1		SW-846 8260C	7/12/13	7/15/13 13:31	MFF
1,4-Dichlorobenzene	ND	0.0014	mg/Kg dry	1		SW-846 8260C	7/12/13	7/15/13 13:31	MFF
trans-1,4-Dichloro-2-butene	ND	0.0028	mg/Kg dry	1		SW-846 8260C	7/12/13	7/15/13 13:31	MFF
Dichlorodifluoromethane (Freon 12)	ND	0.014	mg/Kg dry	1	L-03	SW-846 8260C	7/12/13	7/15/13 13:31	MFF
1,1-Dichloroethane	ND	0.0014	mg/Kg dry	1		SW-846 8260C	7/12/13	7/15/13 13:31	MFF
1,2-Dichloroethane	ND	0.0014	mg/Kg dry	1		SW-846 8260C	7/12/13	7/15/13 13:31	MFF
1,1-Dichloroethylene	ND	0.0028	mg/Kg dry	1		SW-846 8260C	7/12/13	7/15/13 13:31	MFF
cis-1,2-Dichloroethylene	ND	0.0014	mg/Kg dry	1		SW-846 8260C	7/12/13	7/15/13 13:31	MFF
trans-1,2-Dichloroethylene	ND	0.0014	mg/Kg dry	1		SW-846 8260C	7/12/13	7/15/13 13:31	MFF
1,2-Dichloropropane	ND	0.0014	mg/Kg dry	1		SW-846 8260C	7/12/13	7/15/13 13:31	MFF
1,3-Dichloropropane	ND	0.00070	mg/Kg dry	1		SW-846 8260C	7/12/13	7/15/13 13:31	MFF
2,2-Dichloropropane	ND	0.0028	mg/Kg dry	1		SW-846 8260C	7/12/13	7/15/13 13:31	MFF
1,1-Dichloropropene	ND	0.0014	mg/Kg dry	1		SW-846 8260C	7/12/13	7/15/13 13:31	MFF
cis-1,3-Dichloropropene	ND	0.00070	mg/Kg dry	1		SW-846 8260C	7/12/13	7/15/13 13:31	MFF
trans-1,3-Dichloropropene	ND	0.00070	mg/Kg dry	1		SW-846 8260C	7/12/13	7/15/13 13:31	MFF
Ethylbenzene	ND	0.0014	mg/Kg dry	1		SW-846 8260C	7/12/13	7/15/13 13:31	MFF
Hexachlorobutadiene	ND	0.0014	mg/Kg dry	1		SW-846 8260C	7/12/13	7/15/13 13:31	MFF
2-Hexanone (MBK)	ND	0.014	mg/Kg dry	1		SW-846 8260C	7/12/13	7/15/13 13:31	MFF
Isopropylbenzene (Cumene)	ND	0.0014	mg/Kg dry	1		SW-846 8260C	7/12/13	7/15/13 13:31	MFF
p-Isopropyltoluene (p-Cymene)	ND	0.0014	mg/Kg dry	1		SW-846 8260C	7/12/13	7/15/13 13:31	MFF

con-test® ANALYTICAL LABORATORY

39 Spruce Street * East Longmeadow, MA 01028 * FAX 413/525-6405 * TEL. 413/525-2332

Project Location: 25 Skinner Street | Sample Description: | Work Order: 13G0458

Date Received: 7/11/2013

Field Sample #: FD-3 | Sampled: 7/10/2013 13:00

Sample ID: 13G0458-06

Sample Matrix: Soil

Volatile Organic Compounds by GC/MS

Analyte	Results	RL	Units	Dilution	Flag	Method	Date Prepared	Date/Time Analyzed	Analyst
Methyl tert-Butyl Ether (MTBE)	ND	0.0028	mg/Kg dry	1		SW-846 8260C	7/12/13	7/15/13 13:31	MFF
Methylene Chloride	ND	0.014	mg/Kg dry	1		SW-846 8260C	7/12/13	7/15/13 13:31	MFF
4-Methyl-2-pentanone (MIBK)	ND	0.014	mg/Kg dry	1		SW-846 8260C	7/12/13	7/15/13 13:31	MFF
Naphthalene	0.0031	0.0028	mg/Kg dry	1		SW-846 8260C	7/12/13	7/15/13 13:31	MFF
n-Propylbenzene	ND	0.0014	mg/Kg dry	1		SW-846 8260C	7/12/13	7/15/13 13:31	MFF
Styrene	ND	0.0014	mg/Kg dry	1		SW-846 8260C	7/12/13	7/15/13 13:31	MFF
1,1,1,2-Tetrachloroethane	ND	0.0014	mg/Kg dry	1		SW-846 8260C	7/12/13	7/15/13 13:31	MFF
1,1,2,2-Tetrachloroethane	ND	0.00070	mg/Kg dry	1		SW-846 8260C	7/12/13	7/15/13 13:31	MFF
Tetrachloroethylene	ND	0.0014	mg/Kg dry	1		SW-846 8260C	7/12/13	7/15/13 13:31	MFF
Tetrahydrofuran	ND	0.0070	mg/Kg dry	1		SW-846 8260C	7/12/13	7/15/13 13:31	MFF
Toluene	ND	0.0014	mg/Kg dry	1		SW-846 8260C	7/12/13	7/15/13 13:31	MFF
1,2,3-Trichlorobenzene	ND	0.0070	mg/Kg dry	1		SW-846 8260C	7/12/13	7/15/13 13:31	MFF
1,2,4-Trichlorobenzene	ND	0.0070	mg/Kg dry	1		SW-846 8260C	7/12/13	7/15/13 13:31	MFF
1,1,1-Trichloroethane	ND	0.0014	mg/Kg dry	1		SW-846 8260C	7/12/13	7/15/13 13:31	MFF
1,1,2-Trichloroethane	ND	0.0014	mg/Kg dry	1		SW-846 8260C	7/12/13	7/15/13 13:31	MFF
Trichloroethylene	ND	0.0014	mg/Kg dry	1		SW-846 8260C	7/12/13	7/15/13 13:31	MFF
Trichlorofluoromethane (Freon 11)	ND	0.0070	mg/Kg dry	1		SW-846 8260C	7/12/13	7/15/13 13:31	MFF
1,2,3-Trichloropropane	ND	0.0014	mg/Kg dry	1		SW-846 8260C	7/12/13	7/15/13 13:31	MFF
1,1,2-Trichloro-1,2,2-trifluoroethane (Freon 113)	ND	0.0070	mg/Kg dry	1		SW-846 8260C	7/12/13	7/15/13 13:31	MFF
1,2,4-Trimethylbenzene	ND	0.0014	mg/Kg dry	1		SW-846 8260C	7/12/13	7/15/13 13:31	MFF
1,3,5-Trimethylbenzene	ND	0.0014	mg/Kg dry	1		SW-846 8260C	7/12/13	7/15/13 13:31	MFF
Vinyl Chloride	ND	0.0070	mg/Kg dry	1		SW-846 8260C	7/12/13	7/15/13 13:31	MFF
m+p Xylene	ND	0.0028	mg/Kg dry	1		SW-846 8260C	7/12/13	7/15/13 13:31	MFF
o-Xylene	ND	0.0014	mg/Kg dry	1		SW-846 8260C	7/12/13	7/15/13 13:31	MFF

Surrogates	% Recovery	Recovery Limits	Flag	
1,2-Dichloroethane-d4	109	70-130		7/15/13 13:31
Toluene-d8	98.4	70-130		7/15/13 13:31
4-Bromofluorobenzene	102	70-130		7/15/13 13:31

con-test® ANALYTICAL LABORATORY

39 Spruce Street * East Longmeadow, MA 01028 * FAX 413/525-6405 * TEL. 413/525-2332

Project Location: 25 Skinner Street | Sample Description: | Work Order: 13G0458

Date Received: 7/11/2013

Field Sample #: FD-3 | Sampled: 7/10/2013 13:00

Sample ID: 13G0458-06

Sample Matrix: Soil

Sample Flags: DL-03

Semivolatile Organic Compounds by GC/MS

Analyte	Results	RL	Units	Dilution	Flag	Method	Date Prepared	Date/Time Analyzed	Analyst
Acenaphthene	ND	0.38	mg/Kg dry	2	R-05	SW-846 8270D	7/12/13	7/17/13 14:31	BGL
Acenaphthylene	ND	0.38	mg/Kg dry	2	R-05	SW-846 8270D	7/12/13	7/17/13 14:31	BGL
Anthracene	ND	0.38	mg/Kg dry	2	R-05	SW-846 8270D	7/12/13	7/17/13 14:31	BGL
Benzo(a)anthracene	ND	0.38	mg/Kg dry	2	R-05	SW-846 8270D	7/12/13	7/17/13 14:31	BGL
Benzo(a)pyrene	0.46	0.38	mg/Kg dry	2	R-05	SW-846 8270D	7/12/13	7/17/13 14:31	BGL
Benzo(b)fluoranthene	0.44	0.38	mg/Kg dry	2	R-05	SW-846 8270D	7/12/13	7/17/13 14:31	BGL
Benzo(g,h,i)perylene	ND	0.38	mg/Kg dry	2		SW-846 8270D	7/12/13	7/17/13 14:31	BGL
Benzo(k)fluoranthene	ND	0.38	mg/Kg dry	2	R-05	SW-846 8270D	7/12/13	7/17/13 14:31	BGL
Chrysene	ND	0.38	mg/Kg dry	2	R-05	SW-846 8270D	7/12/13	7/17/13 14:31	BGL
Dibenz(a,h)anthracene	ND	0.38	mg/Kg dry	2	R-05	SW-846 8270D	7/12/13	7/17/13 14:31	BGL
Fluoranthene	ND	0.38	mg/Kg dry	2	R-05	SW-846 8270D	7/12/13	7/17/13 14:31	BGL
Fluorene	ND	0.38	mg/Kg dry	2	R-05	SW-846 8270D	7/12/13	7/17/13 14:31	BGL
Indeno(1,2,3-cd)pyrene	ND	0.38	mg/Kg dry	2	R-05	SW-846 8270D	7/12/13	7/17/13 14:31	BGL
2-Methylnaphthalene	ND	0.38	mg/Kg dry	2	R-05	SW-846 8270D	7/12/13	7/17/13 14:31	BGL
Naphthalene	ND	0.38	mg/Kg dry	2	R-05	SW-846 8270D	7/12/13	7/17/13 14:31	BGL
Phenanthrene	ND	0.38	mg/Kg dry	2	R-05	SW-846 8270D	7/12/13	7/17/13 14:31	BGL
Pyrene	0.42	0.38	mg/Kg dry	2		SW-846 8270D	7/12/13	7/17/13 14:31	BGL

Surrogates	% Recovery	Recovery Limits	Flag	
Nitrobenzene-d5	34.0	30-130		7/17/13 14:31
2-Fluorobiphenyl	43.3	30-130		7/17/13 14:31
p-Terphenyl-d14	43.1	30-130		7/17/13 14:31

39 Spruce Street * East Longmeadow, MA 01028 * FAX 413/525-6405 * TEL. 413/525-2332

Project Location: 25 Skinner Street
Sample Description:
Work Order: 13G0458

Date Received: 7/11/2013

Field Sample #: FD-3
Sampled: 7/10/2013 13:00

Sample ID: 13G0458-06

Sample Matrix: Soil

Petroleum Hydrocarbons Analyses

Analyte	Results	RL	Units	Dilution	Flag	Method	Date Prepared	Date/Time Analyzed	Analyst
CT ETPH	1600	570	mg/Kg dry	50		CTDEP ETPH	7/12/13	7/17/13 19:51	SCS

Surrogates	% Recovery	Recovery Limits	Flag	
o-Terphenyl	70.0	50-150		7/17/13 19:51

39 Spruce Street * East Longmeadow, MA 01028 * FAX 413/525-6405 * TEL. 413/525-2332

Project Location: 25 Skinner Street
Sample Description:
Work Order: 13G0458

Date Received: 7/11/2013

Field Sample #: FD-3
Sampled: 7/10/2013 13:00

Sample ID: 13G0458-06

Sample Matrix: Soil

Metals Analyses (Total)

Analyte	Results	RL	Units	Dilution	Flag	Method	Date Prepared	Date/Time Analyzed	Analyst
Antimony	ND	2.6	mg/Kg dry	1		SW-846 6010C	7/12/13	7/15/13 20:39	KSH
Arsenic	ND	2.6	mg/Kg dry	1		SW-846 6010C	7/12/13	7/15/13 20:39	KSH
Beryllium	ND	0.26	mg/Kg dry	1		SW-846 6010C	7/12/13	7/15/13 16:34	KSH
Cadmium	0.77	0.26	mg/Kg dry	1		SW-846 6010C	7/12/13	7/15/13 20:39	KSH
Chromium	18	0.53	mg/Kg dry	1		SW-846 6010C	7/12/13	7/15/13 20:39	KSH
Copper	160	0.53	mg/Kg dry	1		SW-846 6010C	7/12/13	7/15/13 16:34	KSH
Lead	53	0.79	mg/Kg dry	1		SW-846 6010C	7/12/13	7/15/13 20:39	KSH
Mercury	ND	0.028	mg/Kg dry	1		SW-846 7471B	7/12/13	7/15/13 13:44	SAJ
Nickel	34	0.53	mg/Kg dry	1		SW-846 6010C	7/12/13	7/15/13 20:39	KSH
Selenium	ND	5.3	mg/Kg dry	1		SW-846 6010C	7/12/13	7/15/13 20:39	KSH
Silver	ND	0.53	mg/Kg dry	1		SW-846 6010C	7/12/13	7/15/13 20:39	KSH
Thallium	ND	2.6	mg/Kg dry	1		SW-846 6010C	7/12/13	7/15/13 20:39	KSH
Zinc	180	1.1	mg/Kg dry	1		SW-846 6010C	7/12/13	7/15/13 20:39	KSH

39 Spruce Street * East Longmeadow, MA 01028 * FAX 413/525-6405 * TEL. 413/525-2332

Project Location: 25 Skinner Street
Sample Description:
Work Order: 13G0458

Date Received: 7/11/2013

Field Sample #: FD-3
Sampled: 7/10/2013 13:00

Sample ID: 13G0458-06

Sample Matrix: Soil

Conventional Chemistry Parameters by EPA/APHA/SW-846 Methods (Total)

Analyte	Results	RL	Units	Dilution	Flag	Method	Date Prepared	Date/Time Analyzed	Analyst
% Solids	88.4		% Wt	1		SM 2540G	7/12/13	7/12/13 13:22	MLA

con-test® ANALYTICAL LABORATORY

39 Spruce Street * East Longmeadow, MA 01028 * FAX 413/525-6405 * TEL. 413/525-2332

Project Location: 25 Skinner Street | Sample Description: | Work Order: 13G0458

Date Received: 7/11/2013

Field Sample #: FD-3 | Sampled: 7/10/2013 13:00

Sample ID: 13G0458-06

Sample Matrix: Soil

SPLP - Metals Analyses

Analyte	Results	RL	Units	Dilution	Flag	Method	Date Prepared	Date/Time Analyzed	Analyst
Antimony	ND	5.0	µg/L	5		SW-846 6020A	7/16/13	7/17/13 16:33	KSH
Arsenic	ND	2.0	µg/L	5		SW-846 6020A	7/16/13	7/17/13 16:33	KSH
Beryllium	ND	2.0	µg/L	5		SW-846 6020A	7/16/13	7/17/13 16:33	KSH
Cadmium	ND	2.5	µg/L	5		SW-846 6020A	7/16/13	7/17/13 16:33	KSH
Chromium	ND	5.0	µg/L	5		SW-846 6020A	7/16/13	7/17/13 16:33	KSH
Copper	82	25	µg/L	5		SW-846 6020A	7/16/13	7/17/13 16:33	KSH
Lead	20	5.0	µg/L	5		SW-846 6020A	7/16/13	7/17/13 16:33	KSH
Mercury	ND	0.00010	mg/L	1		SW-846 7470A	7/16/13	7/16/13 12:49	SAJ
Nickel	ND	25	µg/L	5		SW-846 6020A	7/16/13	7/17/13 16:33	KSH
Selenium	ND	25	µg/L	5		SW-846 6020A	7/16/13	7/17/13 16:33	KSH
Silver	ND	2.5	µg/L	5		SW-846 6020A	7/16/13	7/17/13 16:33	KSH
Thallium	ND	1.0	µg/L	5		SW-846 6020A	7/16/13	7/17/13 16:33	KSH
Zinc	86	50	µg/L	5		SW-846 6020A	7/16/13	7/17/13 16:33	KSH

con-test® ANALYTICAL LABORATORY

39 Spruce Street * East Longmeadow, MA 01028 * FAX 413/525-6405 * TEL. 413/525-2332

Project Location: 25 Skinner Street | Sample Description: | Work Order: 13G0458

Date Received: 7/11/2013

Field Sample #: FD-5 | Sampled: 7/10/2013 13:10

Sample ID: 13G0458-07

Sample Matrix: Soil

Volatile Organic Compounds by GC/MS

Analyte	Results	RL	Units	Dilution	Flag	Method	Date Prepared	Date/Time Analyzed	Analyst
Acetone	ND	0.10	mg/Kg dry	1		SW-846 8260C	7/16/13	7/16/13 8:22	MFF
Acrylonitrile	ND	0.0060	mg/Kg dry	1		SW-846 8260C	7/16/13	7/16/13 8:22	MFF
Benzene	ND	0.0020	mg/Kg dry	1		SW-846 8260C	7/16/13	7/16/13 8:22	MFF
Bromobenzene	ND	0.0020	mg/Kg dry	1		SW-846 8260C	7/16/13	7/16/13 8:22	MFF
Bromodichloromethane	ND	0.0020	mg/Kg dry	1		SW-846 8260C	7/16/13	7/16/13 8:22	MFF
Bromoform	ND	0.0040	mg/Kg dry	1		SW-846 8260C	7/16/13	7/16/13 8:22	MFF
Bromomethane	ND	0.010	mg/Kg dry	1		SW-846 8260C	7/16/13	7/16/13 8:22	MFF
2-Butanone (MEK)	ND	0.040	mg/Kg dry	1		SW-846 8260C	7/16/13	7/16/13 8:22	MFF
n-Butylbenzene	ND	0.0020	mg/Kg dry	1		SW-846 8260C	7/16/13	7/16/13 8:22	MFF
sec-Butylbenzene	ND	0.0020	mg/Kg dry	1		SW-846 8260C	7/16/13	7/16/13 8:22	MFF
tert-Butylbenzene	ND	0.0020	mg/Kg dry	1		SW-846 8260C	7/16/13	7/16/13 8:22	MFF
Carbon Disulfide	ND	0.0060	mg/Kg dry	1		SW-846 8260C	7/16/13	7/16/13 8:22	MFF
Carbon Tetrachloride	ND	0.0020	mg/Kg dry	1		SW-846 8260C	7/16/13	7/16/13 8:22	MFF
Chlorobenzene	ND	0.0020	mg/Kg dry	1		SW-846 8260C	7/16/13	7/16/13 8:22	MFF
Chlorodibromomethane	ND	0.0010	mg/Kg dry	1		SW-846 8260C	7/16/13	7/16/13 8:22	MFF
Chloroethane	ND	0.020	mg/Kg dry	1		SW-846 8260C	7/16/13	7/16/13 8:22	MFF
Chloroform	ND	0.0040	mg/Kg dry	1		SW-846 8260C	7/16/13	7/16/13 8:22	MFF
Chloromethane	ND	0.010	mg/Kg dry	1		SW-846 8260C	7/16/13	7/16/13 8:22	MFF
2-Chlorotoluene	ND	0.0020	mg/Kg dry	1		SW-846 8260C	7/16/13	7/16/13 8:22	MFF
4-Chlorotoluene	ND	0.0020	mg/Kg dry	1		SW-846 8260C	7/16/13	7/16/13 8:22	MFF
1,2-Dibromo-3-chloropropane (DBCP)	ND	0.0040	mg/Kg dry	1		SW-846 8260C	7/16/13	7/16/13 8:22	MFF
1,2-Dibromoethane (EDB)	ND	0.0020	mg/Kg dry	1		SW-846 8260C	7/16/13	7/16/13 8:22	MFF
Dibromomethane	ND	0.0020	mg/Kg dry	1		SW-846 8260C	7/16/13	7/16/13 8:22	MFF
1,2-Dichlorobenzene	ND	0.0020	mg/Kg dry	1		SW-846 8260C	7/16/13	7/16/13 8:22	MFF
1,3-Dichlorobenzene	ND	0.0020	mg/Kg dry	1		SW-846 8260C	7/16/13	7/16/13 8:22	MFF
1,4-Dichlorobenzene	ND	0.0020	mg/Kg dry	1		SW-846 8260C	7/16/13	7/16/13 8:22	MFF
trans-1,4-Dichloro-2-butene	ND	0.0040	mg/Kg dry	1		SW-846 8260C	7/16/13	7/16/13 8:22	MFF
Dichlorodifluoromethane (Freon 12)	ND	0.020	mg/Kg dry	1		SW-846 8260C	7/16/13	7/16/13 8:22	MFF
1,1-Dichloroethane	ND	0.0020	mg/Kg dry	1		SW-846 8260C	7/16/13	7/16/13 8:22	MFF
1,2-Dichloroethane	ND	0.0020	mg/Kg dry	1		SW-846 8260C	7/16/13	7/16/13 8:22	MFF
1,1-Dichloroethylene	ND	0.0040	mg/Kg dry	1		SW-846 8260C	7/16/13	7/16/13 8:22	MFF
cis-1,2-Dichloroethylene	ND	0.0020	mg/Kg dry	1		SW-846 8260C	7/16/13	7/16/13 8:22	MFF
trans-1,2-Dichloroethylene	ND	0.0020	mg/Kg dry	1		SW-846 8260C	7/16/13	7/16/13 8:22	MFF
1,2-Dichloropropane	ND	0.0020	mg/Kg dry	1		SW-846 8260C	7/16/13	7/16/13 8:22	MFF
1,3-Dichloropropane	ND	0.0010	mg/Kg dry	1		SW-846 8260C	7/16/13	7/16/13 8:22	MFF
2,2-Dichloropropane	ND	0.0040	mg/Kg dry	1		SW-846 8260C	7/16/13	7/16/13 8:22	MFF
1,1-Dichloropropene	ND	0.0020	mg/Kg dry	1		SW-846 8260C	7/16/13	7/16/13 8:22	MFF
cis-1,3-Dichloropropene	ND	0.0010	mg/Kg dry	1		SW-846 8260C	7/16/13	7/16/13 8:22	MFF
trans-1,3-Dichloropropene	ND	0.0010	mg/Kg dry	1		SW-846 8260C	7/16/13	7/16/13 8:22	MFF
Ethylbenzene	ND	0.0020	mg/Kg dry	1		SW-846 8260C	7/16/13	7/16/13 8:22	MFF
Hexachlorobutadiene	ND	0.0020	mg/Kg dry	1		SW-846 8260C	7/16/13	7/16/13 8:22	MFF
2-Hexanone (MBK)	ND	0.020	mg/Kg dry	1		SW-846 8260C	7/16/13	7/16/13 8:22	MFF
Isopropylbenzene (Cumene)	ND	0.0020	mg/Kg dry	1		SW-846 8260C	7/16/13	7/16/13 8:22	MFF
p-Isopropyltoluene (p-Cymene)	ND	0.0020	mg/Kg dry	1		SW-846 8260C	7/16/13	7/16/13 8:22	MFF

con-test® ANALYTICAL LABORATORY

39 Spruce Street * East Longmeadow, MA 01028 * FAX 413/525-6405 * TEL. 413/525-2332

Project Location: 25 Skinner Street | Sample Description: | Work Order: 13G0458

Date Received: 7/11/2013

Field Sample #: FD-5 | Sampled: 7/10/2013 13:10

Sample ID: 13G0458-07

Sample Matrix: Soil

Volatile Organic Compounds by GC/MS

Analyte	Results	RL	Units	Dilution	Flag	Method	Date Prepared	Date/Time Analyzed	Analyst
Methyl tert-Butyl Ether (MTBE)	ND	0.0040	mg/Kg dry	1		SW-846 8260C	7/16/13	7/16/13 8:22	MFF
Methylene Chloride	ND	0.020	mg/Kg dry	1		SW-846 8260C	7/16/13	7/16/13 8:22	MFF
4-Methyl-2-pentanone (MIBK)	ND	0.020	mg/Kg dry	1		SW-846 8260C	7/16/13	7/16/13 8:22	MFF
Naphthalene	ND	0.0040	mg/Kg dry	1		SW-846 8260C	7/16/13	7/16/13 8:22	MFF
n-Propylbenzene	ND	0.0020	mg/Kg dry	1		SW-846 8260C	7/16/13	7/16/13 8:22	MFF
Styrene	ND	0.0020	mg/Kg dry	1		SW-846 8260C	7/16/13	7/16/13 8:22	MFF
1,1,1,2-Tetrachloroethane	ND	0.0020	mg/Kg dry	1		SW-846 8260C	7/16/13	7/16/13 8:22	MFF
1,1,2,2-Tetrachloroethane	ND	0.0010	mg/Kg dry	1		SW-846 8260C	7/16/13	7/16/13 8:22	MFF
Tetrachloroethylene	0.0022	0.0020	mg/Kg dry	1		SW-846 8260C	7/16/13	7/16/13 8:22	MFF
Tetrahydrofuran	ND	0.010	mg/Kg dry	1		SW-846 8260C	7/16/13	7/16/13 8:22	MFF
Toluene	ND	0.0020	mg/Kg dry	1		SW-846 8260C	7/16/13	7/16/13 8:22	MFF
1,2,3-Trichlorobenzene	ND	0.010	mg/Kg dry	1		SW-846 8260C	7/16/13	7/16/13 8:22	MFF
1,2,4-Trichlorobenzene	ND	0.010	mg/Kg dry	1		SW-846 8260C	7/16/13	7/16/13 8:22	MFF
1,1,1-Trichloroethane	0.0044	0.0020	mg/Kg dry	1		SW-846 8260C	7/16/13	7/16/13 8:22	MFF
1,1,2-Trichloroethane	ND	0.0020	mg/Kg dry	1		SW-846 8260C	7/16/13	7/16/13 8:22	MFF
Trichloroethylene	ND	0.0020	mg/Kg dry	1		SW-846 8260C	7/16/13	7/16/13 8:22	MFF
Trichlorofluoromethane (Freon 11)	ND	0.010	mg/Kg dry	1		SW-846 8260C	7/16/13	7/16/13 8:22	MFF
1,2,3-Trichloropropane	ND	0.0020	mg/Kg dry	1		SW-846 8260C	7/16/13	7/16/13 8:22	MFF
1,1,2-Trichloro-1,2,2-trifluoroethane (Freon 113)	ND	0.010	mg/Kg dry	1		SW-846 8260C	7/16/13	7/16/13 8:22	MFF
1,2,4-Trimethylbenzene	ND	0.0020	mg/Kg dry	1		SW-846 8260C	7/16/13	7/16/13 8:22	MFF
1,3,5-Trimethylbenzene	ND	0.0020	mg/Kg dry	1		SW-846 8260C	7/16/13	7/16/13 8:22	MFF
Vinyl Chloride	ND	0.010	mg/Kg dry	1		SW-846 8260C	7/16/13	7/16/13 8:22	MFF
m+p Xylene	ND	0.0040	mg/Kg dry	1		SW-846 8260C	7/16/13	7/16/13 8:22	MFF
o-Xylene	ND	0.0020	mg/Kg dry	1		SW-846 8260C	7/16/13	7/16/13 8:22	MFF

Surrogates	% Recovery	Recovery Limits	Flag	
1,2-Dichloroethane-d4	110	70-130		7/16/13 8:22
Toluene-d8	98.1	70-130		7/16/13 8:22
4-Bromofluorobenzene	94.9	70-130		7/16/13 8:22

con-test® ANALYTICAL LABORATORY

39 Spruce Street * East Longmeadow, MA 01028 * FAX 413/525-6405 * TEL. 413/525-2332

Project Location: 25 Skinner Street | Sample Description: | Work Order: 13G0458

Date Received: 7/11/2013

Field Sample #: FD-5 | Sampled: 7/10/2013 13:10

Sample ID: 13G0458-07

Sample Matrix: Soil

Semivolatile Organic Compounds by GC/MS

Analyte	Results	RL	Units	Dilution	Flag	Method	Date Prepared	Date/Time Analyzed	Analyst
Acenaphthene	ND	0.19	mg/Kg dry	1	R-05	SW-846 8270D	7/12/13	7/17/13 13:50	BGL
Acenaphthylene	ND	0.19	mg/Kg dry	1	R-05	SW-846 8270D	7/12/13	7/17/13 13:50	BGL
Anthracene	ND	0.19	mg/Kg dry	1	R-05	SW-846 8270D	7/12/13	7/17/13 13:50	BGL
Benzo(a)anthracene	ND	0.19	mg/Kg dry	1	R-05	SW-846 8270D	7/12/13	7/17/13 13:50	BGL
Benzo(a)pyrene	ND	0.19	mg/Kg dry	1	R-05	SW-846 8270D	7/12/13	7/17/13 13:50	BGL
Benzo(b)fluoranthene	ND	0.19	mg/Kg dry	1	R-05	SW-846 8270D	7/12/13	7/17/13 13:50	BGL
Benzo(g,h,i)perylene	ND	0.19	mg/Kg dry	1		SW-846 8270D	7/12/13	7/17/13 13:50	BGL
Benzo(k)fluoranthene	ND	0.19	mg/Kg dry	1	R-05	SW-846 8270D	7/12/13	7/17/13 13:50	BGL
Chrysene	ND	0.19	mg/Kg dry	1	R-05	SW-846 8270D	7/12/13	7/17/13 13:50	BGL
Dibenz(a,h)anthracene	ND	0.19	mg/Kg dry	1	R-05	SW-846 8270D	7/12/13	7/17/13 13:50	BGL
Fluoranthene	ND	0.19	mg/Kg dry	1	R-05	SW-846 8270D	7/12/13	7/17/13 13:50	BGL
Fluorene	ND	0.19	mg/Kg dry	1	R-05	SW-846 8270D	7/12/13	7/17/13 13:50	BGL
Indeno(1,2,3-cd)pyrene	ND	0.19	mg/Kg dry	1	R-05	SW-846 8270D	7/12/13	7/17/13 13:50	BGL
2-Methylnaphthalene	ND	0.19	mg/Kg dry	1	R-05	SW-846 8270D	7/12/13	7/17/13 13:50	BGL
Naphthalene	ND	0.19	mg/Kg dry	1	R-05	SW-846 8270D	7/12/13	7/17/13 13:50	BGL
Phenanthrene	ND	0.19	mg/Kg dry	1	R-05	SW-846 8270D	7/12/13	7/17/13 13:50	BGL
Pyrene	ND	0.19	mg/Kg dry	1		SW-846 8270D	7/12/13	7/17/13 13:50	BGL

Surrogates	% Recovery	Recovery Limits	Flag	
Nitrobenzene-d5	47.9	30-130		7/17/13 13:50
2-Fluorobiphenyl	56.5	30-130		7/17/13 13:50
p-Terphenyl-d14	58.6	30-130		7/17/13 13:50

con-test® ANALYTICAL LABORATORY

39 Spruce Street * East Longmeadow, MA 01028 * FAX 413/525-6405 * TEL. 413/525-2332

Project Location: 25 Skinner Street | Sample Description: | Work Order: 13G0458

Date Received: 7/11/2013

Field Sample #: FD-5 | Sampled: 7/10/2013 13:10

Sample ID: 13G0458-07

Sample Matrix: Soil

Polychlorinated Biphenyls By GC/ECD

Analyte	Results	RL	Units	Dilution	Flag	Method	Date Prepared	Date/Time Analyzed	Analyst
Aroclor-1016 [1]	ND	0.11	mg/Kg dry	5		SW-846 8082A	7/15/13	7/16/13 14:24	MJC
Aroclor-1221 [1]	ND	0.11	mg/Kg dry	5		SW-846 8082A	7/15/13	7/16/13 14:24	MJC
Aroclor-1232 [1]	ND	0.11	mg/Kg dry	5		SW-846 8082A	7/15/13	7/16/13 14:24	MJC
Aroclor-1242 [1]	ND	0.11	mg/Kg dry	5		SW-846 8082A	7/15/13	7/16/13 14:24	MJC
Aroclor-1248 [1]	ND	0.11	mg/Kg dry	5		SW-846 8082A	7/15/13	7/16/13 14:24	MJC
Aroclor-1254 [1]	ND	0.11	mg/Kg dry	5		SW-846 8082A	7/15/13	7/16/13 14:24	MJC
Aroclor-1260 [1]	ND	0.11	mg/Kg dry	5		SW-846 8082A	7/15/13	7/16/13 14:24	MJC
Aroclor-1262 [1]	ND	0.11	mg/Kg dry	5		SW-846 8082A	7/15/13	7/16/13 14:24	MJC
Aroclor-1268 [1]	ND	0.11	mg/Kg dry	5		SW-846 8082A	7/15/13	7/16/13 14:24	MJC

Surrogates	% Recovery	Recovery Limits	Flag	
Decachlorobiphenyl [1]	91.6	30-150		7/16/13 14:24
Decachlorobiphenyl [2]	85.5	30-150		7/16/13 14:24
Tetrachloro-m-xylene [1]	91.8	30-150		7/16/13 14:24
Tetrachloro-m-xylene [2]	90.6	30-150		7/16/13 14:24

39 Spruce Street * East Longmeadow, MA 01028 * FAX 413/525-6405 * TEL. 413/525-2332

Project Location: 25 Skinner Street
Sample Description:
Work Order: 13G0458

Date Received: 7/11/2013

Field Sample #: FD-5
Sampled: 7/10/2013 13:10

Sample ID: 13G0458-07

Sample Matrix: Soil

Petroleum Hydrocarbons Analyses

Analyte	Results	RL	Units	Dilution	Flag	Method	Date Prepared	Date/Time Analyzed	Analyst
CT ETPH	190	56	mg/Kg dry	5		CTDEP ETPH	7/12/13	7/17/13 18:47	SCS

Surrogates	% Recovery	Recovery Limits	Flag	
o-Terphenyl	66.3	50-150		7/17/13 18:47

39 Spruce Street * East Longmeadow, MA 01028 * FAX 413/525-6405 * TEL. 413/525-2332

Project Location: 25 Skinner Street
Sample Description:
Work Order: 13G0458

Date Received: 7/11/2013

Field Sample #: FD-5
Sampled: 7/10/2013 13:10

Sample ID: 13G0458-07

Sample Matrix: Soil

Metals Analyses (Total)

Analyte	Results	RL	Units	Dilution	Flag	Method	Date Prepared	Date/Time Analyzed	Analyst
Antimony	ND	2.6	mg/Kg dry	1	MS-07A	SW-846 6010C	7/12/13	7/15/13 18:25	KSH
Arsenic	ND	2.6	mg/Kg dry	1		SW-846 6010C	7/12/13	7/15/13 18:25	KSH
Beryllium	ND	0.26	mg/Kg dry	1		SW-846 6010C	7/12/13	7/15/13 14:22	KSH
Cadmium	0.40	0.26	mg/Kg dry	1		SW-846 6010C	7/12/13	7/15/13 18:25	KSH
Chromium	15	0.53	mg/Kg dry	1		SW-846 6010C	7/12/13	7/15/13 18:25	KSH
Copper	84	0.53	mg/Kg dry	1		SW-846 6010C	7/12/13	7/15/13 14:22	KSH
Lead	17	0.80	mg/Kg dry	1		SW-846 6010C	7/16/13	7/17/13 10:33	KSH
Mercury	ND	0.028	mg/Kg dry	1		SW-846 7471B	7/12/13	7/15/13 13:10	SAJ
Nickel	13	0.53	mg/Kg dry	1		SW-846 6010C	7/12/13	7/15/13 18:25	KSH
Selenium	ND	5.3	mg/Kg dry	1		SW-846 6010C	7/12/13	7/15/13 18:25	KSH
Silver	ND	0.53	mg/Kg dry	1		SW-846 6010C	7/12/13	7/15/13 18:25	KSH
Thallium	ND	2.6	mg/Kg dry	1		SW-846 6010C	7/12/13	7/15/13 18:25	KSH

39 Spruce Street * East Longmeadow, MA 01028 * FAX 413/525-6405 * TEL. 413/525-2332

Project Location: 25 Skinner Street
Sample Description:
Work Order: 13G0458

Date Received: 7/11/2013

Field Sample #: FD-5
Sampled: 7/10/2013 13:10

Sample ID: 13G0458-07

Sample Matrix: Soil

Conventional Chemistry Parameters by EPA/APHA/SW-846 Methods (Total)

Analyte	Results	RL	Units	Dilution	Flag	Method	Date Prepared	Date/Time Analyzed	Analyst
% Solids	88.8		% Wt	1		SM 2540G	7/12/13	7/12/13 13:22	MLA

con-test® ANALYTICAL LABORATORY

39 Spruce Street * East Longmeadow, MA 01028 * FAX 413/525-6405 * TEL. 413/525-2332

Project Location: 25 Skinner Street | Sample Description: | Work Order: 13G0458

Date Received: 7/11/2013

Field Sample #: FD-5 | Sampled: 7/10/2013 13:10

Sample ID: 13G0458-07

Sample Matrix: Soil

SPLP - Metals Analyses

Analyte	Results	RL	Units	Dilution	Flag	Method	Date Prepared	Date/Time Analyzed	Analyst
Antimony	ND	5.0	µg/L	5		SW-846 6020A	7/16/13	7/17/13 15:14	KSH
Arsenic	ND	2.0	µg/L	5		SW-846 6020A	7/16/13	7/17/13 15:14	KSH
Beryllium	ND	2.0	µg/L	5		SW-846 6020A	7/16/13	7/17/13 15:14	KSH
Cadmium	ND	2.5	µg/L	5		SW-846 6020A	7/16/13	7/17/13 15:14	KSH
Chromium	ND	5.0	µg/L	5		SW-846 6020A	7/16/13	7/17/13 15:14	KSH
Copper	220	25	µg/L	5		SW-846 6020A	7/16/13	7/17/13 15:14	KSH
Lead	8.4	5.0	µg/L	5		SW-846 6020A	7/16/13	7/17/13 15:14	KSH
Mercury	ND	0.00010	mg/L	1		SW-846 7470A	7/16/13	7/16/13 12:33	SAJ
Nickel	ND	25	µg/L	5		SW-846 6020A	7/16/13	7/17/13 15:14	KSH
Selenium	ND	25	µg/L	5		SW-846 6020A	7/16/13	7/17/13 15:14	KSH
Silver	ND	2.5	µg/L	5		SW-846 6020A	7/16/13	7/17/13 15:14	KSH
Thallium	ND	1.0	µg/L	5		SW-846 6020A	7/16/13	7/17/13 15:14	KSH
Zinc	90	50	µg/L	5		SW-846 6020A	7/16/13	7/17/13 15:14	KSH

con-test® ANALYTICAL LABORATORY

39 Spruce Street * East Longmeadow, MA 01028 * FAX 413/525-6405 * TEL. 413/525-2332

Project Location: 25 Skinner Street | Sample Description: | Work Order: 13G0458

Date Received: 7/11/2013

Field Sample #: FD-2 | Sampled: 7/10/2013 13:45

Sample ID: 13G0458-08

Sample Matrix: Soil

Semivolatile Organic Compounds by GC/MS

Analyte	Results	RL	Units	Dilution	Flag	Method	Date Prepared	Date/Time Analyzed	Analyst
Acenaphthene	ND	0.19	mg/Kg dry	1	R-05	SW-846 8270D	7/12/13	7/13/13 19:40	CMR
Acenaphthylene	ND	0.19	mg/Kg dry	1	R-05	SW-846 8270D	7/12/13	7/13/13 19:40	CMR
Anthracene	ND	0.19	mg/Kg dry	1	R-05	SW-846 8270D	7/12/13	7/13/13 19:40	CMR
Benzo(a)anthracene	ND	0.19	mg/Kg dry	1	R-05	SW-846 8270D	7/12/13	7/13/13 19:40	CMR
Benzo(a)pyrene	ND	0.19	mg/Kg dry	1	R-05	SW-846 8270D	7/12/13	7/13/13 19:40	CMR
Benzo(b)fluoranthene	ND	0.19	mg/Kg dry	1	R-05	SW-846 8270D	7/12/13	7/13/13 19:40	CMR
Benzo(g,h,i)perylene	ND	0.19	mg/Kg dry	1		SW-846 8270D	7/12/13	7/13/13 19:40	CMR
Benzo(k)fluoranthene	ND	0.19	mg/Kg dry	1	R-05	SW-846 8270D	7/12/13	7/13/13 19:40	CMR
Chrysene	ND	0.19	mg/Kg dry	1	R-05	SW-846 8270D	7/12/13	7/13/13 19:40	CMR
Dibenz(a,h)anthracene	ND	0.19	mg/Kg dry	1	R-05	SW-846 8270D	7/12/13	7/13/13 19:40	CMR
Fluoranthene	ND	0.19	mg/Kg dry	1	R-05	SW-846 8270D	7/12/13	7/13/13 19:40	CMR
Fluorene	ND	0.19	mg/Kg dry	1	R-05	SW-846 8270D	7/12/13	7/13/13 19:40	CMR
Indeno(1,2,3-cd)pyrene	ND	0.19	mg/Kg dry	1	R-05	SW-846 8270D	7/12/13	7/13/13 19:40	CMR
2-Methylnaphthalene	ND	0.19	mg/Kg dry	1	R-05	SW-846 8270D	7/12/13	7/13/13 19:40	CMR
Naphthalene	ND	0.19	mg/Kg dry	1	R-05	SW-846 8270D	7/12/13	7/13/13 19:40	CMR
Phenanthrene	ND	0.19	mg/Kg dry	1	R-05	SW-846 8270D	7/12/13	7/13/13 19:40	CMR
Pyrene	ND	0.19	mg/Kg dry	1		SW-846 8270D	7/12/13	7/13/13 19:40	CMR

Surrogates	% Recovery	Recovery Limits	Flag	
Nitrobenzene-d5	78.2	30-130		7/13/13 19:40
2-Fluorobiphenyl	70.6	30-130		7/13/13 19:40
p-Terphenyl-d14	99.1	30-130		7/13/13 19:40

39 Spruce Street * East Longmeadow, MA 01028 * FAX 413/525-6405 * TEL. 413/525-2332

Project Location: 25 Skinner Street | Sample Description: | Work Order: 13G0458

Date Received: 7/11/2013

Field Sample #: FD-2 | Sampled: 7/10/2013 13:45

Sample ID: 13G0458-08

Sample Matrix: Soil

Polychlorinated Biphenyls By GC/ECD

Analyte	Results	RL	Units	Dilution	Flag	Method	Date Prepared	Date/Time Analyzed	Analyst
Aroclor-1016 [1]	ND	0.10	mg/Kg dry	5		SW-846 8082A	7/15/13	7/16/13 14:36	MJC
Aroclor-1221 [1]	ND	0.10	mg/Kg dry	5		SW-846 8082A	7/15/13	7/16/13 14:36	MJC
Aroclor-1232 [1]	ND	0.10	mg/Kg dry	5		SW-846 8082A	7/15/13	7/16/13 14:36	MJC
Aroclor-1242 [1]	ND	0.10	mg/Kg dry	5		SW-846 8082A	7/15/13	7/16/13 14:36	MJC
Aroclor-1248 [1]	ND	0.10	mg/Kg dry	5		SW-846 8082A	7/15/13	7/16/13 14:36	MJC
Aroclor-1254 [1]	ND	0.10	mg/Kg dry	5		SW-846 8082A	7/15/13	7/16/13 14:36	MJC
Aroclor-1260 [1]	ND	0.10	mg/Kg dry	5		SW-846 8082A	7/15/13	7/16/13 14:36	MJC
Aroclor-1262 [1]	ND	0.10	mg/Kg dry	5		SW-846 8082A	7/15/13	7/16/13 14:36	MJC
Aroclor-1268 [1]	ND	0.10	mg/Kg dry	5		SW-846 8082A	7/15/13	7/16/13 14:36	MJC

Surrogates	% Recovery	Recovery Limits	Flag	
Decachlorobiphenyl [1]	96.9	30-150		7/16/13 14:36
Decachlorobiphenyl [2]	89.5	30-150		7/16/13 14:36
Tetrachloro-m-xylene [1]	95.0	30-150		7/16/13 14:36
Tetrachloro-m-xylene [2]	93.9	30-150		7/16/13 14:36

39 Spruce Street * East Longmeadow, MA 01028 * FAX 413/525-6405 * TEL. 413/525-2332

Project Location: 25 Skinner Street
Sample Description:
Work Order: 13G0458

Date Received: 7/11/2013

Field Sample #: FD-2
Sampled: 7/10/2013 13:45

Sample ID: 13G0458-08

Sample Matrix: Soil

Petroleum Hydrocarbons Analyses

Analyte	Results	RL	Units	Dilution	Flag	Method	Date Prepared	Date/Time Analyzed	Analyst
CT ETPH	ND	11	mg/Kg dry	1		CTDEP ETPH	7/12/13	7/15/13 23:33	SCS

Surrogates	% Recovery	Recovery Limits	Flag	
o-Terphenyl	72.3	50-150		7/15/13 23:33

39 Spruce Street * East Longmeadow, MA 01028 * FAX 413/525-6405 * TEL. 413/525-2332

Project Location: 25 Skinner Street
Sample Description:
Work Order: 13G0458

Date Received: 7/11/2013

Field Sample #: FD-2
Sampled: 7/10/2013 13:45

Sample ID: 13G0458-08

Sample Matrix: Soil

Metals Analyses (Total)

Analyte	Results	RL	Units	Dilution	Flag	Method	Date Prepared	Date/Time Analyzed	Analyst
Antimony	ND	2.7	mg/Kg dry	1		SW-846 6010C	7/12/13	7/15/13 20:44	KSH
Arsenic	ND	2.7	mg/Kg dry	1		SW-846 6010C	7/12/13	7/15/13 20:44	KSH
Beryllium	ND	0.27	mg/Kg dry	1		SW-846 6010C	7/12/13	7/15/13 20:44	KSH
Cadmium	ND	0.27	mg/Kg dry	1		SW-846 6010C	7/12/13	7/15/13 20:44	KSH
Chromium	4.8	0.53	mg/Kg dry	1		SW-846 6010C	7/12/13	7/15/13 20:44	KSH
Copper	19	0.53	mg/Kg dry	1		SW-846 6010C	7/12/13	7/15/13 16:39	KSH
Lead	4.9	0.80	mg/Kg dry	1		SW-846 6010C	7/12/13	7/15/13 20:44	KSH
Mercury	ND	0.027	mg/Kg dry	1		SW-846 7471B	7/12/13	7/15/13 13:46	SAJ
Nickel	3.8	0.53	mg/Kg dry	1		SW-846 6010C	7/12/13	7/15/13 20:44	KSH
Selenium	ND	5.3	mg/Kg dry	1		SW-846 6010C	7/12/13	7/15/13 20:44	KSH
Silver	ND	0.53	mg/Kg dry	1		SW-846 6010C	7/12/13	7/15/13 20:44	KSH
Thallium	ND	2.7	mg/Kg dry	1		SW-846 6010C	7/12/13	7/15/13 20:44	KSH
Zinc	16	1.1	mg/Kg dry	1		SW-846 6010C	7/12/13	7/15/13 20:44	KSH

39 Spruce Street * East Longmeadow, MA 01028 * FAX 413/525-6405 * TEL. 413/525-2332

Project Location: 25 Skinner Street
Sample Description:
Work Order: 13G0458

Date Received: 7/11/2013

Field Sample #: FD-2
Sampled: 7/10/2013 13:45

Sample ID: 13G0458-08

Sample Matrix: Soil

Conventional Chemistry Parameters by EPA/APHA/SW-846 Methods (Total)

Analyte	Results	RL	Units	Dilution	Flag	Method	Date Prepared	Date/Time Analyzed	Analyst
% Solids	90.8		% Wt	1		SM 2540G	7/12/13	7/12/13 13:22	MLA

con-test® ANALYTICAL LABORATORY

39 Spruce Street * East Longmeadow, MA 01028 * FAX 413/525-6405 * TEL. 413/525-2332

Project Location: 25 Skinner Street | Sample Description: | Work Order: 13G0458

Date Received: 7/11/2013

Field Sample #: FD-2 | Sampled: 7/10/2013 13:45

Sample ID: 13G0458-08

Sample Matrix: Soil

SPLP - Metals Analyses

Analyte	Results	RL	Units	Dilution	Flag	Method	Date Prepared	Date/Time Analyzed	Analyst
Antimony	ND	5.0	µg/L	5		SW-846 6020A	7/16/13	7/17/13 16:36	KSH
Arsenic	ND	2.0	µg/L	5		SW-846 6020A	7/16/13	7/17/13 16:36	KSH
Beryllium	ND	2.0	µg/L	5		SW-846 6020A	7/16/13	7/17/13 16:36	KSH
Cadmium	ND	2.5	µg/L	5		SW-846 6020A	7/16/13	7/17/13 16:36	KSH
Chromium	ND	5.0	µg/L	5		SW-846 6020A	7/16/13	7/17/13 16:36	KSH
Copper	ND	25	µg/L	5		SW-846 6020A	7/16/13	7/17/13 16:36	KSH
Lead	ND	5.0	µg/L	5		SW-846 6020A	7/16/13	7/17/13 16:36	KSH
Mercury	ND	0.00010	mg/L	1		SW-846 7470A	7/16/13	7/16/13 12:50	SAJ
Nickel	ND	25	µg/L	5		SW-846 6020A	7/16/13	7/17/13 16:36	KSH
Selenium	ND	25	µg/L	5		SW-846 6020A	7/16/13	7/17/13 16:36	KSH
Silver	ND	2.5	µg/L	5		SW-846 6020A	7/16/13	7/17/13 16:36	KSH
Thallium	ND	1.0	µg/L	5		SW-846 6020A	7/16/13	7/17/13 16:36	KSH
Zinc	ND	50	µg/L	5		SW-846 6020A	7/16/13	7/17/13 16:36	KSH

con-test® ANALYTICAL LABORATORY

39 Spruce Street * East Longmeadow, MA 01028 * FAX 413/525-6405 * TEL. 413/525-2332

Project Location: 25 Skinner Street | Sample Description: | Work Order: 13G0458

Date Received: 7/11/2013

Field Sample #: WS-1 | Sampled: 7/10/2013 14:00

Sample ID: 13G0458-09

Sample Matrix: Soil

Volatile Organic Compounds by GC/MS

Analyte	Results	RL	Units	Dilution	Flag	Method	Date Prepared	Date/Time Analyzed	Analyst
Acetone	ND	0.075	mg/Kg dry	1		SW-846 8260C	7/12/13	7/15/13 14:01	MFF
Acrylonitrile	ND	0.0045	mg/Kg dry	1		SW-846 8260C	7/12/13	7/15/13 14:01	MFF
Benzene	ND	0.0015	mg/Kg dry	1		SW-846 8260C	7/12/13	7/15/13 14:01	MFF
Bromobenzene	ND	0.0015	mg/Kg dry	1		SW-846 8260C	7/12/13	7/15/13 14:01	MFF
Bromodichloromethane	ND	0.0015	mg/Kg dry	1		SW-846 8260C	7/12/13	7/15/13 14:01	MFF
Bromoform	ND	0.0030	mg/Kg dry	1		SW-846 8260C	7/12/13	7/15/13 14:01	MFF
Bromomethane	ND	0.0075	mg/Kg dry	1	V-06	SW-846 8260C	7/12/13	7/15/13 14:01	MFF
2-Butanone (MEK)	ND	0.030	mg/Kg dry	1		SW-846 8260C	7/12/13	7/15/13 14:01	MFF
n-Butylbenzene	ND	0.0015	mg/Kg dry	1		SW-846 8260C	7/12/13	7/15/13 14:01	MFF
sec-Butylbenzene	ND	0.0015	mg/Kg dry	1		SW-846 8260C	7/12/13	7/15/13 14:01	MFF
tert-Butylbenzene	ND	0.0015	mg/Kg dry	1		SW-846 8260C	7/12/13	7/15/13 14:01	MFF
Carbon Disulfide	ND	0.0045	mg/Kg dry	1		SW-846 8260C	7/12/13	7/15/13 14:01	MFF
Carbon Tetrachloride	ND	0.0015	mg/Kg dry	1		SW-846 8260C	7/12/13	7/15/13 14:01	MFF
Chlorobenzene	ND	0.0015	mg/Kg dry	1		SW-846 8260C	7/12/13	7/15/13 14:01	MFF
Chlorodibromomethane	ND	0.00075	mg/Kg dry	1		SW-846 8260C	7/12/13	7/15/13 14:01	MFF
Chloroethane	ND	0.015	mg/Kg dry	1		SW-846 8260C	7/12/13	7/15/13 14:01	MFF
Chloroform	ND	0.0030	mg/Kg dry	1		SW-846 8260C	7/12/13	7/15/13 14:01	MFF
Chloromethane	ND	0.0075	mg/Kg dry	1	L-03	SW-846 8260C	7/12/13	7/15/13 14:01	MFF
2-Chlorotoluene	ND	0.0015	mg/Kg dry	1		SW-846 8260C	7/12/13	7/15/13 14:01	MFF
4-Chlorotoluene	ND	0.0015	mg/Kg dry	1		SW-846 8260C	7/12/13	7/15/13 14:01	MFF
1,2-Dibromo-3-chloropropane (DBCP)	ND	0.0030	mg/Kg dry	1		SW-846 8260C	7/12/13	7/15/13 14:01	MFF
1,2-Dibromoethane (EDB)	ND	0.0015	mg/Kg dry	1		SW-846 8260C	7/12/13	7/15/13 14:01	MFF
Dibromomethane	ND	0.0015	mg/Kg dry	1		SW-846 8260C	7/12/13	7/15/13 14:01	MFF
1,2-Dichlorobenzene	ND	0.0015	mg/Kg dry	1		SW-846 8260C	7/12/13	7/15/13 14:01	MFF
1,3-Dichlorobenzene	ND	0.0015	mg/Kg dry	1		SW-846 8260C	7/12/13	7/15/13 14:01	MFF
1,4-Dichlorobenzene	ND	0.0015	mg/Kg dry	1		SW-846 8260C	7/12/13	7/15/13 14:01	MFF
trans-1,4-Dichloro-2-butene	ND	0.0030	mg/Kg dry	1		SW-846 8260C	7/12/13	7/15/13 14:01	MFF
Dichlorodifluoromethane (Freon 12)	ND	0.015	mg/Kg dry	1	L-03	SW-846 8260C	7/12/13	7/15/13 14:01	MFF
1,1-Dichloroethane	ND	0.0015	mg/Kg dry	1		SW-846 8260C	7/12/13	7/15/13 14:01	MFF
1,2-Dichloroethane	ND	0.0015	mg/Kg dry	1		SW-846 8260C	7/12/13	7/15/13 14:01	MFF
1,1-Dichloroethylene	ND	0.0030	mg/Kg dry	1		SW-846 8260C	7/12/13	7/15/13 14:01	MFF
cis-1,2-Dichloroethylene	ND	0.0015	mg/Kg dry	1		SW-846 8260C	7/12/13	7/15/13 14:01	MFF
trans-1,2-Dichloroethylene	ND	0.0015	mg/Kg dry	1		SW-846 8260C	7/12/13	7/15/13 14:01	MFF
1,2-Dichloropropane	ND	0.0015	mg/Kg dry	1		SW-846 8260C	7/12/13	7/15/13 14:01	MFF
1,3-Dichloropropane	ND	0.00075	mg/Kg dry	1		SW-846 8260C	7/12/13	7/15/13 14:01	MFF
2,2-Dichloropropane	ND	0.0030	mg/Kg dry	1		SW-846 8260C	7/12/13	7/15/13 14:01	MFF
1,1-Dichloropropene	ND	0.0015	mg/Kg dry	1		SW-846 8260C	7/12/13	7/15/13 14:01	MFF
cis-1,3-Dichloropropene	ND	0.00075	mg/Kg dry	1		SW-846 8260C	7/12/13	7/15/13 14:01	MFF
trans-1,3-Dichloropropene	ND	0.00075	mg/Kg dry	1		SW-846 8260C	7/12/13	7/15/13 14:01	MFF
Ethylbenzene	ND	0.0015	mg/Kg dry	1		SW-846 8260C	7/12/13	7/15/13 14:01	MFF
Hexachlorobutadiene	ND	0.0015	mg/Kg dry	1		SW-846 8260C	7/12/13	7/15/13 14:01	MFF
2-Hexanone (MBK)	ND	0.015	mg/Kg dry	1		SW-846 8260C	7/12/13	7/15/13 14:01	MFF
Isopropylbenzene (Cumene)	ND	0.0015	mg/Kg dry	1		SW-846 8260C	7/12/13	7/15/13 14:01	MFF
p-Isopropyltoluene (p-Cymene)	ND	0.0015	mg/Kg dry	1		SW-846 8260C	7/12/13	7/15/13 14:01	MFF

con-test® ANALYTICAL LABORATORY

39 Spruce Street * East Longmeadow, MA 01028 * FAX 413/525-6405 * TEL. 413/525-2332

Project Location: 25 Skinner Street | Sample Description: | Work Order: 13G0458

Date Received: 7/11/2013

Field Sample #: WS-1 | Sampled: 7/10/2013 14:00

Sample ID: 13G0458-09

Sample Matrix: Soil

Volatile Organic Compounds by GC/MS

Analyte	Results	RL	Units	Dilution	Flag	Method	Date Prepared	Date/Time Analyzed	Analyst
Methyl tert-Butyl Ether (MTBE)	ND	0.0030	mg/Kg dry	1		SW-846 8260C	7/12/13	7/15/13 14:01	MFF
Methylene Chloride	ND	0.015	mg/Kg dry	1		SW-846 8260C	7/12/13	7/15/13 14:01	MFF
4-Methyl-2-pentanone (MIBK)	ND	0.015	mg/Kg dry	1		SW-846 8260C	7/12/13	7/15/13 14:01	MFF
Naphthalene	ND	0.0030	mg/Kg dry	1		SW-846 8260C	7/12/13	7/15/13 14:01	MFF
n-Propylbenzene	ND	0.0015	mg/Kg dry	1		SW-846 8260C	7/12/13	7/15/13 14:01	MFF
Styrene	ND	0.0015	mg/Kg dry	1		SW-846 8260C	7/12/13	7/15/13 14:01	MFF
1,1,1,2-Tetrachloroethane	ND	0.0015	mg/Kg dry	1		SW-846 8260C	7/12/13	7/15/13 14:01	MFF
1,1,2,2-Tetrachloroethane	ND	0.00075	mg/Kg dry	1		SW-846 8260C	7/12/13	7/15/13 14:01	MFF
Tetrachloroethylene	ND	0.0015	mg/Kg dry	1		SW-846 8260C	7/12/13	7/15/13 14:01	MFF
Tetrahydrofuran	ND	0.0075	mg/Kg dry	1		SW-846 8260C	7/12/13	7/15/13 14:01	MFF
Toluene	ND	0.0015	mg/Kg dry	1		SW-846 8260C	7/12/13	7/15/13 14:01	MFF
1,2,3-Trichlorobenzene	ND	0.0075	mg/Kg dry	1		SW-846 8260C	7/12/13	7/15/13 14:01	MFF
1,2,4-Trichlorobenzene	ND	0.0075	mg/Kg dry	1		SW-846 8260C	7/12/13	7/15/13 14:01	MFF
1,1,1-Trichloroethane	ND	0.0015	mg/Kg dry	1		SW-846 8260C	7/12/13	7/15/13 14:01	MFF
1,1,2-Trichloroethane	ND	0.0015	mg/Kg dry	1		SW-846 8260C	7/12/13	7/15/13 14:01	MFF
Trichloroethylene	0.0065	0.0015	mg/Kg dry	1		SW-846 8260C	7/12/13	7/15/13 14:01	MFF
Trichlorofluoromethane (Freon 11)	ND	0.0075	mg/Kg dry	1		SW-846 8260C	7/12/13	7/15/13 14:01	MFF
1,2,3-Trichloropropane	ND	0.0015	mg/Kg dry	1		SW-846 8260C	7/12/13	7/15/13 14:01	MFF
1,1,2-Trichloro-1,2,2-trifluoroethane (Freon 113)	ND	0.0075	mg/Kg dry	1		SW-846 8260C	7/12/13	7/15/13 14:01	MFF
1,2,4-Trimethylbenzene	ND	0.0015	mg/Kg dry	1		SW-846 8260C	7/12/13	7/15/13 14:01	MFF
1,3,5-Trimethylbenzene	ND	0.0015	mg/Kg dry	1		SW-846 8260C	7/12/13	7/15/13 14:01	MFF
Vinyl Chloride	ND	0.0075	mg/Kg dry	1		SW-846 8260C	7/12/13	7/15/13 14:01	MFF
m+p Xylene	ND	0.0030	mg/Kg dry	1		SW-846 8260C	7/12/13	7/15/13 14:01	MFF
o-Xylene	ND	0.0015	mg/Kg dry	1		SW-846 8260C	7/12/13	7/15/13 14:01	MFF

Surrogates	% Recovery	Recovery Limits	Flag	
1,2-Dichloroethane-d4	107	70-130		7/15/13 14:01
Toluene-d8	99.3	70-130		7/15/13 14:01
4-Bromofluorobenzene	101	70-130		7/15/13 14:01

con-test® ANALYTICAL LABORATORY

39 Spruce Street * East Longmeadow, MA 01028 * FAX 413/525-6405 * TEL. 413/525-2332

Project Location: 25 Skinner Street | Sample Description: | Work Order: 13G0458

Date Received: 7/11/2013

Field Sample #: WS-1 | Sampled: 7/10/2013 14:00

Sample ID: 13G0458-09

Sample Matrix: Soil

Semivolatile Organic Compounds by GC/MS

Analyte	Results	RL	Units	Dilution	Flag	Method	Date Prepared	Date/Time Analyzed	Analyst
Acenaphthene	ND	0.18	mg/Kg dry	1	R-05	SW-846 8270D	7/12/13	7/13/13 20:12	CMR
Acenaphthylene	ND	0.18	mg/Kg dry	1	R-05	SW-846 8270D	7/12/13	7/13/13 20:12	CMR
Anthracene	ND	0.18	mg/Kg dry	1	R-05	SW-846 8270D	7/12/13	7/13/13 20:12	CMR
Benzo(a)anthracene	ND	0.18	mg/Kg dry	1	R-05	SW-846 8270D	7/12/13	7/13/13 20:12	CMR
Benzo(a)pyrene	ND	0.18	mg/Kg dry	1	R-05	SW-846 8270D	7/12/13	7/13/13 20:12	CMR
Benzo(b)fluoranthene	ND	0.18	mg/Kg dry	1	R-05	SW-846 8270D	7/12/13	7/13/13 20:12	CMR
Benzo(g,h,i)perylene	ND	0.18	mg/Kg dry	1		SW-846 8270D	7/12/13	7/13/13 20:12	CMR
Benzo(k)fluoranthene	ND	0.18	mg/Kg dry	1	R-05	SW-846 8270D	7/12/13	7/13/13 20:12	CMR
Chrysene	ND	0.18	mg/Kg dry	1	R-05	SW-846 8270D	7/12/13	7/13/13 20:12	CMR
Dibenz(a,h)anthracene	ND	0.18	mg/Kg dry	1	R-05	SW-846 8270D	7/12/13	7/13/13 20:12	CMR
Fluoranthene	ND	0.18	mg/Kg dry	1	R-05	SW-846 8270D	7/12/13	7/13/13 20:12	CMR
Fluorene	ND	0.18	mg/Kg dry	1	R-05	SW-846 8270D	7/12/13	7/13/13 20:12	CMR
Indeno(1,2,3-cd)pyrene	ND	0.18	mg/Kg dry	1	R-05	SW-846 8270D	7/12/13	7/13/13 20:12	CMR
2-Methylnaphthalene	ND	0.18	mg/Kg dry	1	R-05	SW-846 8270D	7/12/13	7/13/13 20:12	CMR
Naphthalene	ND	0.18	mg/Kg dry	1	R-05	SW-846 8270D	7/12/13	7/13/13 20:12	CMR
Phenanthrene	ND	0.18	mg/Kg dry	1	R-05	SW-846 8270D	7/12/13	7/13/13 20:12	CMR
Pyrene	ND	0.18	mg/Kg dry	1		SW-846 8270D	7/12/13	7/13/13 20:12	CMR

Surrogates	% Recovery	Recovery Limits	Flag	
Nitrobenzene-d5	58.5	30-130		7/13/13 20:12
2-Fluorobiphenyl	53.5	30-130		7/13/13 20:12
p-Terphenyl-d14	70.1	30-130		7/13/13 20:12

con-test® ANALYTICAL LABORATORY

39 Spruce Street * East Longmeadow, MA 01028 * FAX 413/525-6405 * TEL. 413/525-2332

Project Location: 25 Skinner Street | Sample Description: | Work Order: 13G0458

Date Received: 7/11/2013

Field Sample #: WS-1 | Sampled: 7/10/2013 14:00

Sample ID: 13G0458-09

Sample Matrix: Soil

Polychlorinated Biphenyls By GC/ECD

Analyte	Results	RL	Units	Dilution	Flag	Method	Date Prepared	Date/Time Analyzed	Analyst
Aroclor-1016 [1]	ND	0.11	mg/Kg dry	5		SW-846 8082A	7/15/13	7/16/13 14:48	MJC
Aroclor-1221 [1]	ND	0.11	mg/Kg dry	5		SW-846 8082A	7/15/13	7/16/13 14:48	MJC
Aroclor-1232 [1]	ND	0.11	mg/Kg dry	5		SW-846 8082A	7/15/13	7/16/13 14:48	MJC
Aroclor-1242 [1]	ND	0.11	mg/Kg dry	5		SW-846 8082A	7/15/13	7/16/13 14:48	MJC
Aroclor-1248 [1]	ND	0.11	mg/Kg dry	5		SW-846 8082A	7/15/13	7/16/13 14:48	MJC
Aroclor-1254 [1]	ND	0.11	mg/Kg dry	5		SW-846 8082A	7/15/13	7/16/13 14:48	MJC
Aroclor-1260 [1]	ND	0.11	mg/Kg dry	5		SW-846 8082A	7/15/13	7/16/13 14:48	MJC
Aroclor-1262 [1]	ND	0.11	mg/Kg dry	5		SW-846 8082A	7/15/13	7/16/13 14:48	MJC
Aroclor-1268 [1]	ND	0.11	mg/Kg dry	5		SW-846 8082A	7/15/13	7/16/13 14:48	MJC

Surrogates	% Recovery	Recovery Limits	Flag	
Decachlorobiphenyl [1]	91.4	30-150		7/16/13 14:48
Decachlorobiphenyl [2]	83.1	30-150		7/16/13 14:48
Tetrachloro-m-xylene [1]	88.1	30-150		7/16/13 14:48
Tetrachloro-m-xylene [2]	87.0	30-150		7/16/13 14:48

39 Spruce Street * East Longmeadow, MA 01028 * FAX 413/525-6405 * TEL. 413/525-2332

Project Location: 25 Skinner Street
Sample Description:
Work Order: 13G0458

Date Received: 7/11/2013

Field Sample #: WS-1
Sampled: 7/10/2013 14:00

Sample ID: 13G0458-09

Sample Matrix: Soil

Petroleum Hydrocarbons Analyses

Analyte	Results	RL	Units	Dilution	Flag	Method	Date Prepared	Date/Time Analyzed	Analyst
CT ETPH	ND	11	mg/Kg dry	1		CTDEP ETPH	7/12/13	7/16/13 0:10	SCS

Surrogates	% Recovery	Recovery Limits	Flag	
o-Terphenyl	72.3	50-150		7/16/13 0:10

con-test® ANALYTICAL LABORATORY

39 Spruce Street * East Longmeadow, MA 01028 * FAX 413/525-6405 * TEL. 413/525-2332

Project Location: 25 Skinner Street | Sample Description: | Work Order: 13G0458

Date Received: 7/11/2013

Field Sample #: WS-1 | Sampled: 7/10/2013 14:00

Sample ID: 13G0458-09

Sample Matrix: Soil

Metals Analyses (Total)

Analyte	Results	RL	Units	Dilution	Flag	Method	Date Prepared	Date/Time Analyzed	Analyst
Antimony	ND	2.5	mg/Kg dry	1		SW-846 6010C	7/12/13	7/15/13 20:50	KSH
Arsenic	ND	2.5	mg/Kg dry	1		SW-846 6010C	7/12/13	7/15/13 20:50	KSH
Beryllium	ND	0.25	mg/Kg dry	1		SW-846 6010C	7/12/13	7/15/13 20:50	KSH
Cadmium	ND	0.25	mg/Kg dry	1		SW-846 6010C	7/12/13	7/15/13 20:50	KSH
Chromium	4.1	0.50	mg/Kg dry	1		SW-846 6010C	7/12/13	7/15/13 20:50	KSH
Copper	7.2	0.50	mg/Kg dry	1		SW-846 6010C	7/12/13	7/15/13 16:44	KSH
Lead	2.7	0.75	mg/Kg dry	1		SW-846 6010C	7/12/13	7/15/13 20:50	KSH
Mercury	ND	0.027	mg/Kg dry	1		SW-846 7471B	7/12/13	7/15/13 13:48	SAJ
Nickel	3.3	0.50	mg/Kg dry	1		SW-846 6010C	7/12/13	7/15/13 20:50	KSH
Selenium	ND	5.0	mg/Kg dry	1		SW-846 6010C	7/12/13	7/15/13 20:50	KSH
Silver	ND	0.50	mg/Kg dry	1		SW-846 6010C	7/12/13	7/15/13 20:50	KSH
Thallium	ND	2.5	mg/Kg dry	1		SW-846 6010C	7/12/13	7/15/13 20:50	KSH
Zinc	17	1.0	mg/Kg dry	1		SW-846 6010C	7/12/13	7/15/13 20:50	KSH

39 Spruce Street * East Longmeadow, MA 01028 * FAX 413/525-6405 * TEL. 413/525-2332

Project Location: 25 Skinner Street
Sample Description:
Work Order: 13G0458

Date Received: 7/11/2013

Field Sample #: WS-1
Sampled: 7/10/2013 14:00

Sample ID: 13G0458-09

Sample Matrix: Soil

Conventional Chemistry Parameters by EPA/APHA/SW-846 Methods (Total)

Analyte	Results	RL	Units	Dilution	Flag	Method	Date Prepared	Date/Time Analyzed	Analyst
% Solids	91.4		% Wt	1		SM 2540G	7/12/13	7/12/13 13:22	MLA

con-test® ANALYTICAL LABORATORY

39 Spruce Street * East Longmeadow, MA 01028 * FAX 413/525-6405 * TEL. 413/525-2332

Project Location: 25 Skinner Street | Sample Description: | Work Order: 13G0458

Date Received: 7/11/2013

Field Sample #: WS-1 | Sampled: 7/10/2013 14:00

Sample ID: 13G0458-09

Sample Matrix: Soil

SPLP - Metals Analyses

Analyte	Results	RL	Units	Dilution	Flag	Method	Date Prepared	Date/Time Analyzed	Analyst
Antimony	ND	5.0	µg/L	5		SW-846 6020A	7/16/13	7/17/13 16:40	KSH
Arsenic	ND	2.0	µg/L	5		SW-846 6020A	7/16/13	7/17/13 16:40	KSH
Beryllium	ND	2.0	µg/L	5		SW-846 6020A	7/16/13	7/17/13 16:40	KSH
Cadmium	ND	2.5	µg/L	5		SW-846 6020A	7/16/13	7/17/13 16:40	KSH
Chromium	ND	5.0	µg/L	5		SW-846 6020A	7/16/13	7/17/13 16:40	KSH
Copper	ND	25	µg/L	5		SW-846 6020A	7/16/13	7/17/13 16:40	KSH
Lead	ND	5.0	µg/L	5		SW-846 6020A	7/16/13	7/17/13 16:40	KSH
Mercury	ND	0.00010	mg/L	1		SW-846 7470A	7/16/13	7/16/13 12:52	SAJ
Nickel	ND	25	µg/L	5		SW-846 6020A	7/16/13	7/17/13 16:40	KSH
Selenium	ND	25	µg/L	5		SW-846 6020A	7/16/13	7/17/13 16:40	KSH
Silver	ND	2.5	µg/L	5		SW-846 6020A	7/16/13	7/17/13 16:40	KSH
Thallium	ND	1.0	µg/L	5		SW-846 6020A	7/16/13	7/17/13 16:40	KSH
Zinc	ND	50	µg/L	5		SW-846 6020A	7/16/13	7/17/13 16:40	KSH

con-test® ANALYTICAL LABORATORY

39 Spruce Street * East Longmeadow, MA 01028 * FAX 413/525-6405 * TEL. 413/525-2332

Project Location: 25 Skinner Street | Sample Description: | Work Order: 13G0458

Date Received: 7/11/2013

Field Sample #: WS-2 | Sampled: 7/10/2013 14:30

Sample ID: 13G0458-10

Sample Matrix: Soil

Volatile Organic Compounds by GC/MS

Analyte	Results	RL	Units	Dilution	Flag	Method	Date Prepared	Date/Time Analyzed	Analyst
Acetone	ND	0.067	mg/Kg dry	1		SW-846 8260C	7/12/13	7/15/13 14:30	MFF
Acrylonitrile	ND	0.0040	mg/Kg dry	1		SW-846 8260C	7/12/13	7/15/13 14:30	MFF
Benzene	ND	0.0013	mg/Kg dry	1		SW-846 8260C	7/12/13	7/15/13 14:30	MFF
Bromobenzene	ND	0.0013	mg/Kg dry	1		SW-846 8260C	7/12/13	7/15/13 14:30	MFF
Bromodichloromethane	ND	0.0013	mg/Kg dry	1		SW-846 8260C	7/12/13	7/15/13 14:30	MFF
Bromoform	ND	0.0027	mg/Kg dry	1		SW-846 8260C	7/12/13	7/15/13 14:30	MFF
Bromomethane	ND	0.0067	mg/Kg dry	1	V-06	SW-846 8260C	7/12/13	7/15/13 14:30	MFF
2-Butanone (MEK)	ND	0.027	mg/Kg dry	1		SW-846 8260C	7/12/13	7/15/13 14:30	MFF
n-Butylbenzene	ND	0.0013	mg/Kg dry	1		SW-846 8260C	7/12/13	7/15/13 14:30	MFF
sec-Butylbenzene	ND	0.0013	mg/Kg dry	1		SW-846 8260C	7/12/13	7/15/13 14:30	MFF
tert-Butylbenzene	ND	0.0013	mg/Kg dry	1		SW-846 8260C	7/12/13	7/15/13 14:30	MFF
Carbon Disulfide	ND	0.0040	mg/Kg dry	1		SW-846 8260C	7/12/13	7/15/13 14:30	MFF
Carbon Tetrachloride	ND	0.0013	mg/Kg dry	1		SW-846 8260C	7/12/13	7/15/13 14:30	MFF
Chlorobenzene	ND	0.0013	mg/Kg dry	1		SW-846 8260C	7/12/13	7/15/13 14:30	MFF
Chlorodibromomethane	ND	0.00067	mg/Kg dry	1		SW-846 8260C	7/12/13	7/15/13 14:30	MFF
Chloroethane	ND	0.013	mg/Kg dry	1		SW-846 8260C	7/12/13	7/15/13 14:30	MFF
Chloroform	ND	0.0027	mg/Kg dry	1		SW-846 8260C	7/12/13	7/15/13 14:30	MFF
Chloromethane	ND	0.0067	mg/Kg dry	1	L-03	SW-846 8260C	7/12/13	7/15/13 14:30	MFF
2-Chlorotoluene	ND	0.0013	mg/Kg dry	1		SW-846 8260C	7/12/13	7/15/13 14:30	MFF
4-Chlorotoluene	ND	0.0013	mg/Kg dry	1		SW-846 8260C	7/12/13	7/15/13 14:30	MFF
1,2-Dibromo-3-chloropropane (DBCP)	ND	0.0027	mg/Kg dry	1		SW-846 8260C	7/12/13	7/15/13 14:30	MFF
1,2-Dibromoethane (EDB)	ND	0.0013	mg/Kg dry	1		SW-846 8260C	7/12/13	7/15/13 14:30	MFF
Dibromomethane	ND	0.0013	mg/Kg dry	1		SW-846 8260C	7/12/13	7/15/13 14:30	MFF
1,2-Dichlorobenzene	ND	0.0013	mg/Kg dry	1		SW-846 8260C	7/12/13	7/15/13 14:30	MFF
1,3-Dichlorobenzene	ND	0.0013	mg/Kg dry	1		SW-846 8260C	7/12/13	7/15/13 14:30	MFF
1,4-Dichlorobenzene	ND	0.0013	mg/Kg dry	1		SW-846 8260C	7/12/13	7/15/13 14:30	MFF
trans-1,4-Dichloro-2-butene	ND	0.0027	mg/Kg dry	1		SW-846 8260C	7/12/13	7/15/13 14:30	MFF
Dichlorodifluoromethane (Freon 12)	ND	0.013	mg/Kg dry	1	L-03	SW-846 8260C	7/12/13	7/15/13 14:30	MFF
1,1-Dichloroethane	ND	0.0013	mg/Kg dry	1		SW-846 8260C	7/12/13	7/15/13 14:30	MFF
1,2-Dichloroethane	ND	0.0013	mg/Kg dry	1		SW-846 8260C	7/12/13	7/15/13 14:30	MFF
1,1-Dichloroethylene	ND	0.0027	mg/Kg dry	1		SW-846 8260C	7/12/13	7/15/13 14:30	MFF
cis-1,2-Dichloroethylene	ND	0.0013	mg/Kg dry	1		SW-846 8260C	7/12/13	7/15/13 14:30	MFF
trans-1,2-Dichloroethylene	ND	0.0013	mg/Kg dry	1		SW-846 8260C	7/12/13	7/15/13 14:30	MFF
1,2-Dichloropropane	ND	0.0013	mg/Kg dry	1		SW-846 8260C	7/12/13	7/15/13 14:30	MFF
1,3-Dichloropropane	ND	0.00067	mg/Kg dry	1		SW-846 8260C	7/12/13	7/15/13 14:30	MFF
2,2-Dichloropropane	ND	0.0027	mg/Kg dry	1		SW-846 8260C	7/12/13	7/15/13 14:30	MFF
1,1-Dichloropropene	ND	0.0013	mg/Kg dry	1		SW-846 8260C	7/12/13	7/15/13 14:30	MFF
cis-1,3-Dichloropropene	ND	0.00067	mg/Kg dry	1		SW-846 8260C	7/12/13	7/15/13 14:30	MFF
trans-1,3-Dichloropropene	ND	0.00067	mg/Kg dry	1		SW-846 8260C	7/12/13	7/15/13 14:30	MFF
Ethylbenzene	ND	0.0013	mg/Kg dry	1		SW-846 8260C	7/12/13	7/15/13 14:30	MFF
Hexachlorobutadiene	ND	0.0013	mg/Kg dry	1		SW-846 8260C	7/12/13	7/15/13 14:30	MFF
2-Hexanone (MBK)	ND	0.013	mg/Kg dry	1		SW-846 8260C	7/12/13	7/15/13 14:30	MFF
Isopropylbenzene (Cumene)	ND	0.0013	mg/Kg dry	1		SW-846 8260C	7/12/13	7/15/13 14:30	MFF
p-Isopropyltoluene (p-Cymene)	ND	0.0013	mg/Kg dry	1		SW-846 8260C	7/12/13	7/15/13 14:30	MFF

con-test® ANALYTICAL LABORATORY

39 Spruce Street * East Longmeadow, MA 01028 * FAX 413/525-6405 * TEL. 413/525-2332

Project Location: 25 Skinner Street | Sample Description: | Work Order: 13G0458

Date Received: 7/11/2013

Field Sample #: WS-2 | Sampled: 7/10/2013 14:30

Sample ID: 13G0458-10

Sample Matrix: Soil

Volatile Organic Compounds by GC/MS

Analyte	Results	RL	Units	Dilution	Flag	Method	Date Prepared	Date/Time Analyzed	Analyst
Methyl tert-Butyl Ether (MTBE)	ND	0.0027	mg/Kg dry	1		SW-846 8260C	7/12/13	7/15/13 14:30	MFF
Methylene Chloride	ND	0.013	mg/Kg dry	1		SW-846 8260C	7/12/13	7/15/13 14:30	MFF
4-Methyl-2-pentanone (MIBK)	ND	0.013	mg/Kg dry	1		SW-846 8260C	7/12/13	7/15/13 14:30	MFF
Naphthalene	ND	0.0027	mg/Kg dry	1		SW-846 8260C	7/12/13	7/15/13 14:30	MFF
n-Propylbenzene	ND	0.0013	mg/Kg dry	1		SW-846 8260C	7/12/13	7/15/13 14:30	MFF
Styrene	ND	0.0013	mg/Kg dry	1		SW-846 8260C	7/12/13	7/15/13 14:30	MFF
1,1,1,2-Tetrachloroethane	ND	0.0013	mg/Kg dry	1		SW-846 8260C	7/12/13	7/15/13 14:30	MFF
1,1,2,2-Tetrachloroethane	ND	0.00067	mg/Kg dry	1		SW-846 8260C	7/12/13	7/15/13 14:30	MFF
Tetrachloroethylene	ND	0.0013	mg/Kg dry	1		SW-846 8260C	7/12/13	7/15/13 14:30	MFF
Tetrahydrofuran	ND	0.0067	mg/Kg dry	1		SW-846 8260C	7/12/13	7/15/13 14:30	MFF
Toluene	ND	0.0013	mg/Kg dry	1		SW-846 8260C	7/12/13	7/15/13 14:30	MFF
1,2,3-Trichlorobenzene	ND	0.0067	mg/Kg dry	1		SW-846 8260C	7/12/13	7/15/13 14:30	MFF
1,2,4-Trichlorobenzene	ND	0.0067	mg/Kg dry	1		SW-846 8260C	7/12/13	7/15/13 14:30	MFF
1,1,1-Trichloroethane	ND	0.0013	mg/Kg dry	1		SW-846 8260C	7/12/13	7/15/13 14:30	MFF
1,1,2-Trichloroethane	ND	0.0013	mg/Kg dry	1		SW-846 8260C	7/12/13	7/15/13 14:30	MFF
Trichloroethylene	ND	0.0013	mg/Kg dry	1		SW-846 8260C	7/12/13	7/15/13 14:30	MFF
Trichlorofluoromethane (Freon 11)	ND	0.0067	mg/Kg dry	1		SW-846 8260C	7/12/13	7/15/13 14:30	MFF
1,2,3-Trichloropropane	ND	0.0013	mg/Kg dry	1		SW-846 8260C	7/12/13	7/15/13 14:30	MFF
1,1,2-Trichloro-1,2,2-trifluoroethane (Freon 113)	ND	0.0067	mg/Kg dry	1		SW-846 8260C	7/12/13	7/15/13 14:30	MFF
1,2,4-Trimethylbenzene	ND	0.0013	mg/Kg dry	1		SW-846 8260C	7/12/13	7/15/13 14:30	MFF
1,3,5-Trimethylbenzene	ND	0.0013	mg/Kg dry	1		SW-846 8260C	7/12/13	7/15/13 14:30	MFF
Vinyl Chloride	ND	0.0067	mg/Kg dry	1		SW-846 8260C	7/12/13	7/15/13 14:30	MFF
m+p Xylene	ND	0.0027	mg/Kg dry	1		SW-846 8260C	7/12/13	7/15/13 14:30	MFF
o-Xylene	ND	0.0013	mg/Kg dry	1		SW-846 8260C	7/12/13	7/15/13 14:30	MFF

Surrogates	% Recovery	Recovery Limits	Flag	
1,2-Dichloroethane-d4	108	70-130		7/15/13 14:30
Toluene-d8	98.8	70-130		7/15/13 14:30
4-Bromofluorobenzene	102	70-130		7/15/13 14:30

con-test® ANALYTICAL LABORATORY

39 Spruce Street * East Longmeadow, MA 01028 * FAX 413/525-6405 * TEL. 413/525-2332

Project Location: 25 Skinner Street | Sample Description: | Work Order: 13G0458

Date Received: 7/11/2013

Field Sample #: WS-2 | Sampled: 7/10/2013 14:30

Sample ID: 13G0458-10

Sample Matrix: Soil

Semivolatile Organic Compounds by GC/MS

Analyte	Results	RL	Units	Dilution	Flag	Method	Date Prepared	Date/Time Analyzed	Analyst
Acenaphthene	ND	0.19	mg/Kg dry	1	R-05	SW-846 8270D	7/12/13	7/13/13 20:45	CMR
Acenaphthylene	ND	0.19	mg/Kg dry	1	R-05	SW-846 8270D	7/12/13	7/13/13 20:45	CMR
Anthracene	ND	0.19	mg/Kg dry	1	R-05	SW-846 8270D	7/12/13	7/13/13 20:45	CMR
Benzo(a)anthracene	ND	0.19	mg/Kg dry	1	R-05	SW-846 8270D	7/12/13	7/13/13 20:45	CMR
Benzo(a)pyrene	ND	0.19	mg/Kg dry	1	R-05	SW-846 8270D	7/12/13	7/13/13 20:45	CMR
Benzo(b)fluoranthene	ND	0.19	mg/Kg dry	1	R-05	SW-846 8270D	7/12/13	7/13/13 20:45	CMR
Benzo(g,h,i)perylene	ND	0.19	mg/Kg dry	1		SW-846 8270D	7/12/13	7/13/13 20:45	CMR
Benzo(k)fluoranthene	ND	0.19	mg/Kg dry	1	R-05	SW-846 8270D	7/12/13	7/13/13 20:45	CMR
Chrysene	ND	0.19	mg/Kg dry	1	R-05	SW-846 8270D	7/12/13	7/13/13 20:45	CMR
Dibenz(a,h)anthracene	ND	0.19	mg/Kg dry	1	R-05	SW-846 8270D	7/12/13	7/13/13 20:45	CMR
Fluoranthene	ND	0.19	mg/Kg dry	1	R-05	SW-846 8270D	7/12/13	7/13/13 20:45	CMR
Fluorene	ND	0.19	mg/Kg dry	1	R-05	SW-846 8270D	7/12/13	7/13/13 20:45	CMR
Indeno(1,2,3-cd)pyrene	ND	0.19	mg/Kg dry	1	R-05	SW-846 8270D	7/12/13	7/13/13 20:45	CMR
2-Methylnaphthalene	ND	0.19	mg/Kg dry	1	R-05	SW-846 8270D	7/12/13	7/13/13 20:45	CMR
Naphthalene	ND	0.19	mg/Kg dry	1	R-05	SW-846 8270D	7/12/13	7/13/13 20:45	CMR
Phenanthrene	ND	0.19	mg/Kg dry	1	R-05	SW-846 8270D	7/12/13	7/13/13 20:45	CMR
Pyrene	ND	0.19	mg/Kg dry	1		SW-846 8270D	7/12/13	7/13/13 20:45	CMR

Surrogates	% Recovery	Recovery Limits	Flag	
Nitrobenzene-d5	69.9	30-130		7/13/13 20:45
2-Fluorobiphenyl	69.9	30-130		7/13/13 20:45
p-Terphenyl-d14	84.1	30-130		7/13/13 20:45

con-test® ANALYTICAL LABORATORY

39 Spruce Street * East Longmeadow, MA 01028 * FAX 413/525-6405 * TEL. 413/525-2332

Project Location: 25 Skinner Street | Sample Description: | Work Order: 13G0458

Date Received: 7/11/2013

Field Sample #: WS-2 | Sampled: 7/10/2013 14:30

Sample ID: 13G0458-10

Sample Matrix: Soil

Polychlorinated Biphenyls By GC/ECD

Analyte	Results	RL	Units	Dilution	Flag	Method	Date Prepared	Date/Time Analyzed	Analyst
Aroclor-1016 [1]	ND	0.11	mg/Kg dry	5		SW-846 8082A	7/15/13	7/16/13 15:03	MJC
Aroclor-1221 [1]	ND	0.11	mg/Kg dry	5		SW-846 8082A	7/15/13	7/16/13 15:03	MJC
Aroclor-1232 [1]	ND	0.11	mg/Kg dry	5		SW-846 8082A	7/15/13	7/16/13 15:03	MJC
Aroclor-1242 [1]	ND	0.11	mg/Kg dry	5		SW-846 8082A	7/15/13	7/16/13 15:03	MJC
Aroclor-1248 [1]	ND	0.11	mg/Kg dry	5		SW-846 8082A	7/15/13	7/16/13 15:03	MJC
Aroclor-1254 [1]	ND	0.11	mg/Kg dry	5		SW-846 8082A	7/15/13	7/16/13 15:03	MJC
Aroclor-1260 [1]	ND	0.11	mg/Kg dry	5		SW-846 8082A	7/15/13	7/16/13 15:03	MJC
Aroclor-1262 [1]	ND	0.11	mg/Kg dry	5		SW-846 8082A	7/15/13	7/16/13 15:03	MJC
Aroclor-1268 [1]	ND	0.11	mg/Kg dry	5		SW-846 8082A	7/15/13	7/16/13 15:03	MJC

Surrogates	% Recovery	Recovery Limits	Flag	
Decachlorobiphenyl [1]	83.2	30-150		7/16/13 15:03
Decachlorobiphenyl [2]	76.4	30-150		7/16/13 15:03
Tetrachloro-m-xylene [1]	84.4	30-150		7/16/13 15:03
Tetrachloro-m-xylene [2]	83.0	30-150		7/16/13 15:03

39 Spruce Street * East Longmeadow, MA 01028 * FAX 413/525-6405 * TEL. 413/525-2332

Project Location: 25 Skinner Street
Sample Description:
Work Order: 13G0458

Date Received: 7/11/2013

Field Sample #: WS-2
Sampled: 7/10/2013 14:30

Sample ID: 13G0458-10

Sample Matrix: Soil

Petroleum Hydrocarbons Analyses

Analyte	Results	RL	Units	Dilution	Flag	Method	Date Prepared	Date/Time Analyzed	Analyst
CT ETPH	ND	11	mg/Kg dry	1		CTDEP ETPH	7/12/13	7/16/13 0:28	SCS

Surrogates	% Recovery	Recovery Limits	Flag	
o-Terphenyl	73.2	50-150		7/16/13 0:28

39 Spruce Street * East Longmeadow, MA 01028 * FAX 413/525-6405 * TEL. 413/525-2332

Project Location: 25 Skinner Street
Sample Description:
Work Order: 13G0458

Date Received: 7/11/2013

Field Sample #: WS-2
Sampled: 7/10/2013 14:30

Sample ID: 13G0458-10

Sample Matrix: Soil

Metals Analyses (Total)

Analyte	Results	RL	Units	Dilution	Flag	Method	Date Prepared	Date/Time Analyzed	Analyst
Antimony	ND	2.7	mg/Kg dry	1		SW-846 6010C	7/12/13	7/15/13 20:55	KSH
Arsenic	ND	2.7	mg/Kg dry	1		SW-846 6010C	7/12/13	7/15/13 20:55	KSH
Beryllium	ND	0.27	mg/Kg dry	1		SW-846 6010C	7/12/13	7/15/13 20:55	KSH
Cadmium	ND	0.27	mg/Kg dry	1		SW-846 6010C	7/12/13	7/15/13 20:55	KSH
Chromium	4.3	0.53	mg/Kg dry	1		SW-846 6010C	7/12/13	7/15/13 20:55	KSH
Copper	9.9	0.53	mg/Kg dry	1		SW-846 6010C	7/12/13	7/15/13 16:49	KSH
Lead	9.7	0.80	mg/Kg dry	1		SW-846 6010C	7/12/13	7/15/13 20:55	KSH
Mercury	ND	0.027	mg/Kg dry	1		SW-846 7471B	7/12/13	7/15/13 13:49	SAJ
Nickel	3.6	0.53	mg/Kg dry	1		SW-846 6010C	7/12/13	7/15/13 20:55	KSH
Selenium	ND	5.3	mg/Kg dry	1		SW-846 6010C	7/12/13	7/15/13 20:55	KSH
Silver	ND	0.53	mg/Kg dry	1		SW-846 6010C	7/12/13	7/15/13 20:55	KSH
Thallium	ND	2.7	mg/Kg dry	1		SW-846 6010C	7/12/13	7/15/13 20:55	KSH
Zinc	14	1.1	mg/Kg dry	1		SW-846 6010C	7/12/13	7/15/13 20:55	KSH

39 Spruce Street * East Longmeadow, MA 01028 * FAX 413/525-6405 * TEL. 413/525-2332

Project Location: 25 Skinner Street
Sample Description:
Work Order: 13G0458

Date Received: 7/11/2013

Field Sample #: WS-2
Sampled: 7/10/2013 14:30

Sample ID: 13G0458-10

Sample Matrix: Soil

Conventional Chemistry Parameters by EPA/APHA/SW-846 Methods (Total)

Analyte	Results	RL	Units	Dilution	Flag	Method	Date Prepared	Date/Time Analyzed	Analyst
% Solids	89.8		% Wt	1		SM 2540G	7/12/13	7/12/13 13:22	MLA

con-test® ANALYTICAL LABORATORY

39 Spruce Street * East Longmeadow, MA 01028 * FAX 413/525-6405 * TEL. 413/525-2332

Project Location: 25 Skinner Street | Sample Description: | Work Order: 13G0458

Date Received: 7/11/2013

Field Sample #: WS-2 | Sampled: 7/10/2013 14:30

Sample ID: 13G0458-10

Sample Matrix: Soil

SPLP - Metals Analyses

Analyte	Results	RL	Units	Dilution	Flag	Method	Date Prepared	Date/Time Analyzed	Analyst
Antimony	ND	5.0	µg/L	5		SW-846 6020A	7/16/13	7/17/13 16:44	KSH
Arsenic	ND	2.0	µg/L	5		SW-846 6020A	7/16/13	7/17/13 16:44	KSH
Beryllium	ND	2.0	µg/L	5		SW-846 6020A	7/16/13	7/17/13 16:44	KSH
Cadmium	ND	2.5	µg/L	5		SW-846 6020A	7/16/13	7/17/13 16:44	KSH
Chromium	ND	5.0	µg/L	5		SW-846 6020A	7/16/13	7/17/13 16:44	KSH
Copper	ND	25	µg/L	5		SW-846 6020A	7/16/13	7/17/13 16:44	KSH
Lead	ND	5.0	µg/L	5		SW-846 6020A	7/16/13	7/17/13 16:44	KSH
Mercury	ND	0.00010	mg/L	1		SW-846 7470A	7/16/13	7/16/13 12:54	SAJ
Nickel	ND	25	µg/L	5		SW-846 6020A	7/16/13	7/17/13 16:44	KSH
Selenium	ND	25	µg/L	5		SW-846 6020A	7/16/13	7/17/13 16:44	KSH
Silver	ND	2.5	µg/L	5		SW-846 6020A	7/16/13	7/17/13 16:44	KSH
Thallium	ND	1.0	µg/L	5		SW-846 6020A	7/16/13	7/17/13 16:44	KSH
Zinc	ND	50	µg/L	5		SW-846 6020A	7/16/13	7/17/13 16:44	KSH

con-test® ANALYTICAL LABORATORY

39 Spruce Street * East Longmeadow, MA 01028 * FAX 413/525-6405 * TEL. 413/525-2332

Project Location: 25 Skinner Street | Sample Description: | Work Order: 13G0458

Date Received: 7/11/2013

Field Sample #: WS-3 | Sampled: 7/10/2013 15:00

Sample ID: 13G0458-11

Sample Matrix: Soil

Volatile Organic Compounds by GC/MS

Analyte	Results	RL	Units	Dilution	Flag	Method	Date Prepared	Date/Time Analyzed	Analyst
Acetone	ND	0.071	mg/Kg dry	1		SW-846 8260C	7/12/13	7/15/13 14:58	MFF
Acrylonitrile	ND	0.0042	mg/Kg dry	1		SW-846 8260C	7/12/13	7/15/13 14:58	MFF
Benzene	ND	0.0014	mg/Kg dry	1		SW-846 8260C	7/12/13	7/15/13 14:58	MFF
Bromobenzene	ND	0.0014	mg/Kg dry	1		SW-846 8260C	7/12/13	7/15/13 14:58	MFF
Bromodichloromethane	ND	0.0014	mg/Kg dry	1		SW-846 8260C	7/12/13	7/15/13 14:58	MFF
Bromoform	ND	0.0028	mg/Kg dry	1		SW-846 8260C	7/12/13	7/15/13 14:58	MFF
Bromomethane	ND	0.0071	mg/Kg dry	1	V-06	SW-846 8260C	7/12/13	7/15/13 14:58	MFF
2-Butanone (MEK)	ND	0.028	mg/Kg dry	1		SW-846 8260C	7/12/13	7/15/13 14:58	MFF
n-Butylbenzene	ND	0.0014	mg/Kg dry	1		SW-846 8260C	7/12/13	7/15/13 14:58	MFF
sec-Butylbenzene	ND	0.0014	mg/Kg dry	1		SW-846 8260C	7/12/13	7/15/13 14:58	MFF
tert-Butylbenzene	ND	0.0014	mg/Kg dry	1		SW-846 8260C	7/12/13	7/15/13 14:58	MFF
Carbon Disulfide	ND	0.0042	mg/Kg dry	1		SW-846 8260C	7/12/13	7/15/13 14:58	MFF
Carbon Tetrachloride	ND	0.0014	mg/Kg dry	1		SW-846 8260C	7/12/13	7/15/13 14:58	MFF
Chlorobenzene	ND	0.0014	mg/Kg dry	1		SW-846 8260C	7/12/13	7/15/13 14:58	MFF
Chlorodibromomethane	ND	0.00071	mg/Kg dry	1		SW-846 8260C	7/12/13	7/15/13 14:58	MFF
Chloroethane	ND	0.014	mg/Kg dry	1		SW-846 8260C	7/12/13	7/15/13 14:58	MFF
Chloroform	ND	0.0028	mg/Kg dry	1		SW-846 8260C	7/12/13	7/15/13 14:58	MFF
Chloromethane	ND	0.0071	mg/Kg dry	1	L-03	SW-846 8260C	7/12/13	7/15/13 14:58	MFF
2-Chlorotoluene	ND	0.0014	mg/Kg dry	1		SW-846 8260C	7/12/13	7/15/13 14:58	MFF
4-Chlorotoluene	ND	0.0014	mg/Kg dry	1		SW-846 8260C	7/12/13	7/15/13 14:58	MFF
1,2-Dibromo-3-chloropropane (DBCP)	ND	0.0028	mg/Kg dry	1		SW-846 8260C	7/12/13	7/15/13 14:58	MFF
1,2-Dibromoethane (EDB)	ND	0.0014	mg/Kg dry	1		SW-846 8260C	7/12/13	7/15/13 14:58	MFF
Dibromomethane	ND	0.0014	mg/Kg dry	1		SW-846 8260C	7/12/13	7/15/13 14:58	MFF
1,2-Dichlorobenzene	ND	0.0014	mg/Kg dry	1		SW-846 8260C	7/12/13	7/15/13 14:58	MFF
1,3-Dichlorobenzene	ND	0.0014	mg/Kg dry	1		SW-846 8260C	7/12/13	7/15/13 14:58	MFF
1,4-Dichlorobenzene	ND	0.0014	mg/Kg dry	1		SW-846 8260C	7/12/13	7/15/13 14:58	MFF
trans-1,4-Dichloro-2-butene	ND	0.0028	mg/Kg dry	1		SW-846 8260C	7/12/13	7/15/13 14:58	MFF
Dichlorodifluoromethane (Freon 12)	ND	0.014	mg/Kg dry	1	L-03	SW-846 8260C	7/12/13	7/15/13 14:58	MFF
1,1-Dichloroethane	ND	0.0014	mg/Kg dry	1		SW-846 8260C	7/12/13	7/15/13 14:58	MFF
1,2-Dichloroethane	ND	0.0014	mg/Kg dry	1		SW-846 8260C	7/12/13	7/15/13 14:58	MFF
1,1-Dichloroethylene	ND	0.0028	mg/Kg dry	1		SW-846 8260C	7/12/13	7/15/13 14:58	MFF
cis-1,2-Dichloroethylene	ND	0.0014	mg/Kg dry	1		SW-846 8260C	7/12/13	7/15/13 14:58	MFF
trans-1,2-Dichloroethylene	ND	0.0014	mg/Kg dry	1		SW-846 8260C	7/12/13	7/15/13 14:58	MFF
1,2-Dichloropropane	ND	0.0014	mg/Kg dry	1		SW-846 8260C	7/12/13	7/15/13 14:58	MFF
1,3-Dichloropropane	ND	0.00071	mg/Kg dry	1		SW-846 8260C	7/12/13	7/15/13 14:58	MFF
2,2-Dichloropropane	ND	0.0028	mg/Kg dry	1		SW-846 8260C	7/12/13	7/15/13 14:58	MFF
1,1-Dichloropropene	ND	0.0014	mg/Kg dry	1		SW-846 8260C	7/12/13	7/15/13 14:58	MFF
cis-1,3-Dichloropropene	ND	0.00071	mg/Kg dry	1		SW-846 8260C	7/12/13	7/15/13 14:58	MFF
trans-1,3-Dichloropropene	ND	0.00071	mg/Kg dry	1		SW-846 8260C	7/12/13	7/15/13 14:58	MFF
Ethylbenzene	ND	0.0014	mg/Kg dry	1		SW-846 8260C	7/12/13	7/15/13 14:58	MFF
Hexachlorobutadiene	ND	0.0014	mg/Kg dry	1		SW-846 8260C	7/12/13	7/15/13 14:58	MFF
2-Hexanone (MBK)	ND	0.014	mg/Kg dry	1		SW-846 8260C	7/12/13	7/15/13 14:58	MFF
Isopropylbenzene (Cumene)	ND	0.0014	mg/Kg dry	1		SW-846 8260C	7/12/13	7/15/13 14:58	MFF
p-Isopropyltoluene (p-Cymene)	ND	0.0014	mg/Kg dry	1		SW-846 8260C	7/12/13	7/15/13 14:58	MFF

con-test® ANALYTICAL LABORATORY

39 Spruce Street * East Longmeadow, MA 01028 * FAX 413/525-6405 * TEL. 413/525-2332

Project Location: 25 Skinner Street | Sample Description: | Work Order: 13G0458

Date Received: 7/11/2013

Field Sample #: WS-3 | Sampled: 7/10/2013 15:00

Sample ID: 13G0458-11

Sample Matrix: Soil

Volatile Organic Compounds by GC/MS

Analyte	Results	RL	Units	Dilution	Flag	Method	Date Prepared	Date/Time Analyzed	Analyst
Methyl tert-Butyl Ether (MTBE)	ND	0.0028	mg/Kg dry	1		SW-846 8260C	7/12/13	7/15/13 14:58	MFF
Methylene Chloride	ND	0.014	mg/Kg dry	1		SW-846 8260C	7/12/13	7/15/13 14:58	MFF
4-Methyl-2-pentanone (MIBK)	ND	0.014	mg/Kg dry	1		SW-846 8260C	7/12/13	7/15/13 14:58	MFF
Naphthalene	ND	0.0028	mg/Kg dry	1		SW-846 8260C	7/12/13	7/15/13 14:58	MFF
n-Propylbenzene	ND	0.0014	mg/Kg dry	1		SW-846 8260C	7/12/13	7/15/13 14:58	MFF
Styrene	ND	0.0014	mg/Kg dry	1		SW-846 8260C	7/12/13	7/15/13 14:58	MFF
1,1,1,2-Tetrachloroethane	ND	0.0014	mg/Kg dry	1		SW-846 8260C	7/12/13	7/15/13 14:58	MFF
1,1,2,2-Tetrachloroethane	ND	0.00071	mg/Kg dry	1		SW-846 8260C	7/12/13	7/15/13 14:58	MFF
Tetrachloroethylene	ND	0.0014	mg/Kg dry	1		SW-846 8260C	7/12/13	7/15/13 14:58	MFF
Tetrahydrofuran	ND	0.0071	mg/Kg dry	1		SW-846 8260C	7/12/13	7/15/13 14:58	MFF
Toluene	ND	0.0014	mg/Kg dry	1		SW-846 8260C	7/12/13	7/15/13 14:58	MFF
1,2,3-Trichlorobenzene	ND	0.0071	mg/Kg dry	1		SW-846 8260C	7/12/13	7/15/13 14:58	MFF
1,2,4-Trichlorobenzene	ND	0.0071	mg/Kg dry	1		SW-846 8260C	7/12/13	7/15/13 14:58	MFF
1,1,1-Trichloroethane	ND	0.0014	mg/Kg dry	1		SW-846 8260C	7/12/13	7/15/13 14:58	MFF
1,1,2-Trichloroethane	ND	0.0014	mg/Kg dry	1		SW-846 8260C	7/12/13	7/15/13 14:58	MFF
Trichloroethylene	ND	0.0014	mg/Kg dry	1		SW-846 8260C	7/12/13	7/15/13 14:58	MFF
Trichlorofluoromethane (Freon 11)	ND	0.0071	mg/Kg dry	1		SW-846 8260C	7/12/13	7/15/13 14:58	MFF
1,2,3-Trichloropropane	ND	0.0014	mg/Kg dry	1		SW-846 8260C	7/12/13	7/15/13 14:58	MFF
1,1,2-Trichloro-1,2,2-trifluoroethane (Freon 113)	ND	0.0071	mg/Kg dry	1		SW-846 8260C	7/12/13	7/15/13 14:58	MFF
1,2,4-Trimethylbenzene	ND	0.0014	mg/Kg dry	1		SW-846 8260C	7/12/13	7/15/13 14:58	MFF
1,3,5-Trimethylbenzene	ND	0.0014	mg/Kg dry	1		SW-846 8260C	7/12/13	7/15/13 14:58	MFF
Vinyl Chloride	ND	0.0071	mg/Kg dry	1		SW-846 8260C	7/12/13	7/15/13 14:58	MFF
m+p Xylene	ND	0.0028	mg/Kg dry	1		SW-846 8260C	7/12/13	7/15/13 14:58	MFF
o-Xylene	ND	0.0014	mg/Kg dry	1		SW-846 8260C	7/12/13	7/15/13 14:58	MFF

Surrogates	% Recovery	Recovery Limits	Flag	
1,2-Dichloroethane-d4	112	70-130		7/15/13 14:58
Toluene-d8	99.2	70-130		7/15/13 14:58
4-Bromofluorobenzene	101	70-130		7/15/13 14:58

con-test® ANALYTICAL LABORATORY

39 Spruce Street * East Longmeadow, MA 01028 * FAX 413/525-6405 * TEL. 413/525-2332

Project Location: 25 Skinner Street | Sample Description: | Work Order: 13G0458

Date Received: 7/11/2013

Field Sample #: WS-3 | Sampled: 7/10/2013 15:00

Sample ID: 13G0458-11

Sample Matrix: Soil

Semivolatile Organic Compounds by GC/MS

Analyte	Results	RL	Units	Dilution	Flag	Method	Date Prepared	Date/Time Analyzed	Analyst
Acenaphthene	ND	0.19	mg/Kg dry	1	R-05	SW-846 8270D	7/12/13	7/13/13 21:17	CMR
Acenaphthylene	ND	0.19	mg/Kg dry	1	R-05	SW-846 8270D	7/12/13	7/13/13 21:17	CMR
Anthracene	ND	0.19	mg/Kg dry	1	R-05	SW-846 8270D	7/12/13	7/13/13 21:17	CMR
Benzo(a)anthracene	ND	0.19	mg/Kg dry	1	R-05	SW-846 8270D	7/12/13	7/13/13 21:17	CMR
Benzo(a)pyrene	ND	0.19	mg/Kg dry	1	R-05	SW-846 8270D	7/12/13	7/13/13 21:17	CMR
Benzo(b)fluoranthene	ND	0.19	mg/Kg dry	1	R-05	SW-846 8270D	7/12/13	7/13/13 21:17	CMR
Benzo(g,h,i)perylene	ND	0.19	mg/Kg dry	1		SW-846 8270D	7/12/13	7/13/13 21:17	CMR
Benzo(k)fluoranthene	ND	0.19	mg/Kg dry	1	R-05	SW-846 8270D	7/12/13	7/13/13 21:17	CMR
Chrysene	ND	0.19	mg/Kg dry	1	R-05	SW-846 8270D	7/12/13	7/13/13 21:17	CMR
Dibenz(a,h)anthracene	ND	0.19	mg/Kg dry	1	R-05	SW-846 8270D	7/12/13	7/13/13 21:17	CMR
Fluoranthene	ND	0.19	mg/Kg dry	1	R-05	SW-846 8270D	7/12/13	7/13/13 21:17	CMR
Fluorene	ND	0.19	mg/Kg dry	1	R-05	SW-846 8270D	7/12/13	7/13/13 21:17	CMR
Indeno(1,2,3-cd)pyrene	ND	0.19	mg/Kg dry	1	R-05	SW-846 8270D	7/12/13	7/13/13 21:17	CMR
2-Methylnaphthalene	ND	0.19	mg/Kg dry	1	R-05	SW-846 8270D	7/12/13	7/13/13 21:17	CMR
Naphthalene	ND	0.19	mg/Kg dry	1	R-05	SW-846 8270D	7/12/13	7/13/13 21:17	CMR
Phenanthrene	ND	0.19	mg/Kg dry	1	R-05	SW-846 8270D	7/12/13	7/13/13 21:17	CMR
Pyrene	ND	0.19	mg/Kg dry	1		SW-846 8270D	7/12/13	7/13/13 21:17	CMR

Surrogates	% Recovery	Recovery Limits	Flag	
Nitrobenzene-d5	47.6	30-130		7/13/13 21:17
2-Fluorobiphenyl	45.1	30-130		7/13/13 21:17
p-Terphenyl-d14	56.6	30-130		7/13/13 21:17

39 Spruce Street * East Longmeadow, MA 01028 * FAX 413/525-6405 * TEL. 413/525-2332

Project Location: 25 Skinner Street
Sample Description:
Work Order: 13G0458

Date Received: 7/11/2013

Field Sample #: WS-3
Sampled: 7/10/2013 15:00

Sample ID: 13G0458-11

Sample Matrix: Soil

Polychlorinated Biphenyls By GC/ECD

Analyte	Results	RL	Units	Dilution	Flag	Method	Date Prepared	Date/Time Analyzed	Analyst
Aroclor-1016 [1]	ND	0.10	mg/Kg dry	5		SW-846 8082A	7/15/13	7/16/13 15:15	MJC
Aroclor-1221 [1]	ND	0.10	mg/Kg dry	5		SW-846 8082A	7/15/13	7/16/13 15:15	MJC
Aroclor-1232 [1]	ND	0.10	mg/Kg dry	5		SW-846 8082A	7/15/13	7/16/13 15:15	MJC
Aroclor-1242 [1]	ND	0.10	mg/Kg dry	5		SW-846 8082A	7/15/13	7/16/13 15:15	MJC
Aroclor-1248 [1]	ND	0.10	mg/Kg dry	5		SW-846 8082A	7/15/13	7/16/13 15:15	MJC
Aroclor-1254 [1]	ND	0.10	mg/Kg dry	5		SW-846 8082A	7/15/13	7/16/13 15:15	MJC
Aroclor-1260 [1]	ND	0.10	mg/Kg dry	5		SW-846 8082A	7/15/13	7/16/13 15:15	MJC
Aroclor-1262 [1]	ND	0.10	mg/Kg dry	5		SW-846 8082A	7/15/13	7/16/13 15:15	MJC
Aroclor-1268 [1]	ND	0.10	mg/Kg dry	5		SW-846 8082A	7/15/13	7/16/13 15:15	MJC

Surrogates	% Recovery	Recovery Limits	Flag	
Decachlorobiphenyl [1]	96.7	30-150		7/16/13 15:15
Decachlorobiphenyl [2]	89.5	30-150		7/16/13 15:15
Tetrachloro-m-xylene [1]	94.3	30-150		7/16/13 15:15
Tetrachloro-m-xylene [2]	93.5	30-150		7/16/13 15:15

39 Spruce Street * East Longmeadow, MA 01028 * FAX 413/525-6405 * TEL. 413/525-2332

Project Location: 25 Skinner Street
Sample Description:
Work Order: 13G0458

Date Received: 7/11/2013

Field Sample #: WS-3
Sampled: 7/10/2013 15:00

Sample ID: 13G0458-11

Sample Matrix: Soil

Petroleum Hydrocarbons Analyses

Analyte	Results	RL	Units	Dilution	Flag	Method	Date Prepared	Date/Time Analyzed	Analyst
CT ETPH	ND	11	mg/Kg dry	1		CTDEP ETPH	7/12/13	7/16/13 0:47	SCS

Surrogates	% Recovery	Recovery Limits	Flag	
o-Terphenyl	65.8	50-150		7/16/13 0:47

39 Spruce Street * East Longmeadow, MA 01028 * FAX 413/525-6405 * TEL. 413/525-2332

Project Location: 25 Skinner Street
Sample Description:
Work Order: 13G0458

Date Received: 7/11/2013

Field Sample #: WS-3
Sampled: 7/10/2013 15:00

Sample ID: 13G0458-11

Sample Matrix: Soil

Metals Analyses (Total)

Analyte	Results	RL	Units	Dilution	Flag	Method	Date Prepared	Date/Time Analyzed	Analyst
Antimony	ND	2.7	mg/Kg dry	1		SW-846 6010C	7/12/13	7/15/13 21:01	KSH
Arsenic	ND	2.7	mg/Kg dry	1		SW-846 6010C	7/12/13	7/15/13 21:01	KSH
Beryllium	ND	0.27	mg/Kg dry	1		SW-846 6010C	7/12/13	7/15/13 21:01	KSH
Cadmium	ND	0.27	mg/Kg dry	1		SW-846 6010C	7/12/13	7/15/13 21:01	KSH
Chromium	4.7	0.54	mg/Kg dry	1		SW-846 6010C	7/12/13	7/15/13 21:01	KSH
Copper	18	0.54	mg/Kg dry	1		SW-846 6010C	7/12/13	7/15/13 16:53	KSH
Lead	4.4	0.81	mg/Kg dry	1		SW-846 6010C	7/12/13	7/15/13 21:01	KSH
Mercury	ND	0.028	mg/Kg dry	1		SW-846 7471B	7/12/13	7/15/13 13:51	SAJ
Nickel	4.5	0.54	mg/Kg dry	1		SW-846 6010C	7/12/13	7/15/13 21:01	KSH
Selenium	ND	5.4	mg/Kg dry	1		SW-846 6010C	7/12/13	7/15/13 21:01	KSH
Silver	ND	0.54	mg/Kg dry	1		SW-846 6010C	7/12/13	7/15/13 21:01	KSH
Thallium	ND	2.7	mg/Kg dry	1		SW-846 6010C	7/12/13	7/15/13 21:01	KSH
Zinc	16	1.1	mg/Kg dry	1		SW-846 6010C	7/12/13	7/15/13 21:01	KSH

39 Spruce Street * East Longmeadow, MA 01028 * FAX 413/525-6405 * TEL. 413/525-2332

Project Location: 25 Skinner Street
Sample Description:
Work Order: 13G0458

Date Received: 7/11/2013

Field Sample #: WS-3
Sampled: 7/10/2013 15:00

Sample ID: 13G0458-11

Sample Matrix: Soil

Conventional Chemistry Parameters by EPA/APHA/SW-846 Methods (Total)

Analyte	Results	RL	Units	Dilution	Flag	Method	Date Prepared	Date/Time Analyzed	Analyst
% Solids	90.5		% Wt	1		SM 2540G	7/12/13	7/12/13 13:22	MLA

con-test® ANALYTICAL LABORATORY

39 Spruce Street * East Longmeadow, MA 01028 * FAX 413/525-6405 * TEL. 413/525-2332

Project Location: 25 Skinner Street | Sample Description: | Work Order: 13G0458

Date Received: 7/11/2013

Field Sample #: WS-3 | Sampled: 7/10/2013 15:00

Sample ID: 13G0458-11

Sample Matrix: Soil

SPLP - Metals Analyses

Analyte	Results	RL	Units	Dilution	Flag	Method	Date Prepared	Date/Time Analyzed	Analyst
Antimony	ND	5.0	µg/L	5		SW-846 6020A	7/16/13	7/17/13 16:47	KSH
Arsenic	ND	2.0	µg/L	5		SW-846 6020A	7/16/13	7/17/13 16:47	KSH
Beryllium	ND	2.0	µg/L	5		SW-846 6020A	7/16/13	7/17/13 16:47	KSH
Cadmium	ND	2.5	µg/L	5		SW-846 6020A	7/16/13	7/17/13 16:47	KSH
Chromium	ND	5.0	µg/L	5		SW-846 6020A	7/16/13	7/17/13 16:47	KSH
Copper	ND	25	µg/L	5		SW-846 6020A	7/16/13	7/17/13 16:47	KSH
Lead	ND	5.0	µg/L	5		SW-846 6020A	7/16/13	7/17/13 16:47	KSH
Mercury	ND	0.00010	mg/L	1		SW-846 7470A	7/16/13	7/16/13 12:55	SAJ
Nickel	ND	25	µg/L	5		SW-846 6020A	7/16/13	7/17/13 16:47	KSH
Selenium	ND	25	µg/L	5		SW-846 6020A	7/16/13	7/17/13 16:47	KSH
Silver	ND	2.5	µg/L	5		SW-846 6020A	7/16/13	7/17/13 16:47	KSH
Thallium	ND	1.0	µg/L	5		SW-846 6020A	7/16/13	7/17/13 16:47	KSH
Zinc	ND	50	µg/L	5		SW-846 6020A	7/16/13	7/17/13 16:47	KSH

con-test® ANALYTICAL LABORATORY

39 Spruce Street * East Longmeadow, MA 01028 * FAX 413/525-6405 * TEL. 413/525-2332

Sample Extraction Data

Prep Method: SW-846 3546-CTDEP ETPH

Lab Number [Field ID]	Batch	Initial [g]	Final [mL]	Date
13G0458-01 [EP-1]	B076652	30.0	1.00	07/12/13
13G0458-02 [EP-2]	B076652	30.0	1.00	07/12/13
13G0458-03 [FD-1]	B076652	30.0	1.00	07/12/13
13G0458-04 [AST-1]	B076652	30.1	1.00	07/12/13
13G0458-05 [AST-2]	B076652	30.0	1.00	07/12/13
13G0458-06 [FD-3]	B076652	30.0	1.00	07/12/13
13G0458-07 [FD-5]	B076652	30.0	1.00	07/12/13
13G0458-08 [FD-2]	B076652	30.0	1.00	07/12/13
13G0458-09 [WS-1]	B076652	30.0	1.00	07/12/13
13G0458-10 [WS-2]	B076652	30.1	1.00	07/12/13
13G0458-11 [WS-3]	B076652	30.1	1.00	07/12/13

Prep Method: % Solids-SM 2540G

Lab Number [Field ID]	Batch	Date
13G0458-01 [EP-1]	B076624	07/12/13
13G0458-02 [EP-2]	B076624	07/12/13
13G0458-03 [FD-1]	B076624	07/12/13
13G0458-04 [AST-1]	B076624	07/12/13
13G0458-05 [AST-2]	B076624	07/12/13
13G0458-06 [FD-3]	B076624	07/12/13
13G0458-07 [FD-5]	B076624	07/12/13
13G0458-08 [FD-2]	B076624	07/12/13
13G0458-09 [WS-1]	B076624	07/12/13
13G0458-10 [WS-2]	B076624	07/12/13
13G0458-11 [WS-3]	B076624	07/12/13

Prep Method: SW-846 3050B-SW-846 6010C

Lab Number [Field ID]	Batch	Initial [g]	Final [mL]	Date
13G0458-05 [AST-2]	B076591	1.05	50.0	07/12/13
13G0458-06 [FD-3]	B076591	1.08	50.0	07/12/13
13G0458-07 [FD-5]	B076591	1.07	50.0	07/12/13
13G0458-08 [FD-2]	B076591	1.03	50.0	07/12/13
13G0458-09 [WS-1]	B076591	1.09	50.0	07/12/13
13G0458-10 [WS-2]	B076591	1.05	50.0	07/12/13
13G0458-11 [WS-3]	B076591	1.02	50.0	07/12/13

Prep Method: SW-846 3050B-SW-846 6010C

Lab Number [Field ID]	Batch	Initial [g]	Final [mL]	Date
13G0458-01 [EP-1]	B076602	1.03	50.0	07/12/13
13G0458-02 [EP-2]	B076602	1.06	50.0	07/12/13
13G0458-03 [FD-1]	B076602	1.03	50.0	07/12/13
13G0458-04 [AST-1]	B076602	1.01	50.0	07/12/13

Prep Method: SW-846 3050B-SW-846 6010C

Lab Number [Field ID]	Batch	Initial [g]	Final [mL]	Date
13G0458-01RE1 [EP-1]	B076844	1.04	50.0	07/16/13

con-test® ANALYTICAL LABORATORY

39 Spruce Street * East Longmeadow, MA 01028 * FAX 413/525-6405 * TEL. 413/525-2332

Sample Extraction Data

Prep Method: SW-846 3050B-SW-846 6010C

Lab Number [Field ID]	Batch	Initial [g]	Final [mL]	Date
13G0458-02RE1 [EP-2]	B076844	1.06	50.0	07/16/13
13G0458-07RE1 [FD-5]	B076844	1.06	50.0	07/16/13

Prep Method: SW-846 3010A-SW-846 6020A **Leachates were extracted on 7/15/2013 per SW-846 1312 in Batch B076735**

Lab Number [Field ID]	Batch	Initial [mL]	Final [mL]	Date
13G0458-03 [FD-1]	B076790	50.0	50.0	07/16/13
13G0458-04 [AST-1]	B076790	50.0	50.0	07/16/13
13G0458-05 [AST-2]	B076790	50.0	50.0	07/16/13
13G0458-06 [FD-3]	B076790	50.0	50.0	07/16/13
13G0458-07 [FD-5]	B076790	50.0	50.0	07/16/13
13G0458-08 [FD-2]	B076790	50.0	50.0	07/16/13
13G0458-09 [WS-1]	B076790	50.0	50.0	07/16/13
13G0458-10 [WS-2]	B076790	50.0	50.0	07/16/13
13G0458-11 [WS-3]	B076790	50.0	50.0	07/16/13

Prep Method: SW-846 7470A Prep-SW-846 7470A **Leachates were extracted on 7/15/2013 per SW-846 1312 in Batch B076735**

Lab Number [Field ID]	Batch	Initial [mL]	Final [mL]	Date
13G0458-03 [FD-1]	B076788	6.00	6.00	07/16/13
13G0458-04 [AST-1]	B076788	6.00	6.00	07/16/13
13G0458-05 [AST-2]	B076788	6.00	6.00	07/16/13
13G0458-06 [FD-3]	B076788	6.00	6.00	07/16/13
13G0458-07 [FD-5]	B076788	6.00	6.00	07/16/13
13G0458-08 [FD-2]	B076788	6.00	6.00	07/16/13
13G0458-09 [WS-1]	B076788	6.00	6.00	07/16/13
13G0458-10 [WS-2]	B076788	6.00	6.00	07/16/13
13G0458-11 [WS-3]	B076788	6.00	6.00	07/16/13

Prep Method: SW-846 7471-SW-846 7471B

Lab Number [Field ID]	Batch	Initial [g]	Final [mL]	Date
13G0458-01 [EP-1]	B076603	0.616	50.0	07/12/13
13G0458-02 [EP-2]	B076603	0.607	50.0	07/12/13
13G0458-03 [FD-1]	B076603	0.618	50.0	07/12/13
13G0458-04 [AST-1]	B076603	0.604	50.0	07/12/13
13G0458-05 [AST-2]	B076603	0.609	50.0	07/12/13
13G0458-06 [FD-3]	B076603	0.614	50.0	07/12/13
13G0458-07 [FD-5]	B076603	0.604	50.0	07/12/13
13G0458-08 [FD-2]	B076603	0.618	50.0	07/12/13
13G0458-09 [WS-1]	B076603	0.605	50.0	07/12/13
13G0458-10 [WS-2]	B076603	0.613	50.0	07/12/13
13G0458-11 [WS-3]	B076603	0.602	50.0	07/12/13

Prep Method: SW-846 3546-SW-846 8082A

Lab Number [Field ID]	Batch	Initial [g]	Final [mL]	Date
13G0458-01 [EP-1]	B076732	10.3	10.0	07/15/13
13G0458-02 [EP-2]	B076732	10.6	10.0	07/15/13
13G0458-07 [FD-5]	B076732	10.6	10.0	07/15/13

con-test® ANALYTICAL LABORATORY

39 Spruce Street * East Longmeadow, MA 01028 * FAX 413/525-6405 * TEL. 413/525-2332

Sample Extraction Data

Prep Method: SW-846 3546-SW-846 8082A

Lab Number [Field ID]	Batch	Initial [g]	Final [mL]	Date
13G0458-08 [FD-2]	B076732	10.7	10.0	07/15/13
13G0458-09 [WS-1]	B076732	10.4	10.0	07/15/13
13G0458-10 [WS-2]	B076732	10.5	10.0	07/15/13
13G0458-11 [WS-3]	B076732	10.6	10.0	07/15/13

Prep Method: SW-846 5035-SW-846 8260C

Lab Number [Field ID]	Batch	Initial [g]	Final [mL]	Date
13G0458-01 [EP-1]	B076658	6.28	10.0	07/12/13
13G0458-02 [EP-2]	B076658	5.06	10.0	07/12/13
13G0458-03 [FD-1]	B076658	6.65	10.0	07/12/13

Prep Method: SW-846 5035-SW-846 8260C

Lab Number [Field ID]	Batch	Initial [g]	Final [mL]	Date
13G0458-06 [FD-3]	B076753	8.13	10.0	07/12/13
13G0458-09 [WS-1]	B076753	7.34	10.0	07/12/13
13G0458-10 [WS-2]	B076753	8.27	10.0	07/12/13
13G0458-11 [WS-3]	B076753	7.81	10.0	07/12/13

Prep Method: SW-846 5035-SW-846 8260C

Lab Number [Field ID]	Batch	Initial [g]	Final [mL]	Date
13G0458-07 [FD-5]	B076814	5.63	10.0	07/16/13

Prep Method: SW-846 3546-SW-846 8270D

Lab Number [Field ID]	Batch	Initial [g]	Final [mL]	Date
13G0458-03 [FD-1]	B076632	30.4	1.00	07/12/13
13G0458-04 [AST-1]	B076632	30.2	1.00	07/12/13
13G0458-05 [AST-2]	B076632	30.0	1.00	07/12/13
13G0458-06 [FD-3]	B076632	30.2	1.00	07/12/13
13G0458-07 [FD-5]	B076632	30.5	1.00	07/12/13
13G0458-08 [FD-2]	B076632	30.2	1.00	07/12/13
13G0458-09 [WS-1]	B076632	30.2	1.00	07/12/13
13G0458-10 [WS-2]	B076632	30.0	1.00	07/12/13
13G0458-11 [WS-3]	B076632	30.3	1.00	07/12/13

con-test® ANALYTICAL LABORATORY

39 Spruce Street * East Longmeadow, MA 01028 * FAX 413/525-6405 * TEL. 413/525-2332

QUALITY CONTROL

Volatile Organic Compounds by GC/MS - Quality Control

Analyte	Result	Reporting Limit	Units	Spike Level	Source Result	%REC	%REC Limits	RPD	RPD Limit	Notes
Batch B076658 - SW-846 5035										
Blank (B076658-BLK1)				Prepared & Analyzed: 07/12/13						
Acetone	ND	0.10	mg/Kg wet							
Acrylonitrile	ND	0.0060	mg/Kg wet							
Benzene	ND	0.0020	mg/Kg wet							
Bromobenzene	ND	0.0020	mg/Kg wet							
Bromodichloromethane	ND	0.0020	mg/Kg wet							
Bromoform	ND	0.0040	mg/Kg wet							
Bromomethane	ND	0.010	mg/Kg wet							
2-Butanone (MEK)	ND	0.040	mg/Kg wet							
n-Butylbenzene	ND	0.0020	mg/Kg wet							
sec-Butylbenzene	ND	0.0020	mg/Kg wet							
tert-Butylbenzene	ND	0.0020	mg/Kg wet							
Carbon Disulfide	ND	0.0060	mg/Kg wet							
Carbon Tetrachloride	ND	0.0020	mg/Kg wet							
Chlorobenzene	ND	0.0020	mg/Kg wet							
Chlorodibromomethane	ND	0.0010	mg/Kg wet							
Chloroethane	ND	0.020	mg/Kg wet							
Chloroform	ND	0.0040	mg/Kg wet							
Chloromethane	ND	0.010	mg/Kg wet							
2-Chlorotoluene	ND	0.0020	mg/Kg wet							
4-Chlorotoluene	ND	0.0020	mg/Kg wet							
1,2-Dibromo-3-chloropropane (DBCP)	ND	0.0040	mg/Kg wet							
1,2-Dibromoethane (EDB)	ND	0.0020	mg/Kg wet							
Dibromomethane	ND	0.0020	mg/Kg wet							
1,2-Dichlorobenzene	ND	0.0020	mg/Kg wet							
1,3-Dichlorobenzene	ND	0.0020	mg/Kg wet							
1,4-Dichlorobenzene	ND	0.0020	mg/Kg wet							
trans-1,4-Dichloro-2-butene	ND	0.0040	mg/Kg wet							
Dichlorodifluoromethane (Freon 12)	ND	0.020	mg/Kg wet							
1,1-Dichloroethane	ND	0.0020	mg/Kg wet							
1,2-Dichloroethane	ND	0.0020	mg/Kg wet							
1,1-Dichloroethylene	ND	0.0040	mg/Kg wet							
cis-1,2-Dichloroethylene	ND	0.0020	mg/Kg wet							
trans-1,2-Dichloroethylene	ND	0.0020	mg/Kg wet							
1,2-Dichloropropane	ND	0.0020	mg/Kg wet							
1,3-Dichloropropane	ND	0.0010	mg/Kg wet							
2,2-Dichloropropane	ND	0.0040	mg/Kg wet							
1,1-Dichloropropene	ND	0.0020	mg/Kg wet							
cis-1,3-Dichloropropene	ND	0.0010	mg/Kg wet							
trans-1,3-Dichloropropene	ND	0.0010	mg/Kg wet							
Ethylbenzene	ND	0.0020	mg/Kg wet							
Hexachlorobutadiene	ND	0.0020	mg/Kg wet							
2-Hexanone (MBK)	ND	0.020	mg/Kg wet							
Isopropylbenzene (Cumene)	ND	0.0020	mg/Kg wet							
p-Isopropyltoluene (p-Cymene)	ND	0.0020	mg/Kg wet							
Methyl tert-Butyl Ether (MTBE)	ND	0.0040	mg/Kg wet							
Methylene Chloride	ND	0.020	mg/Kg wet							
4-Methyl-2-pentanone (MIBK)	ND	0.020	mg/Kg wet							
Naphthalene	ND	0.0040	mg/Kg wet							
n-Propylbenzene	ND	0.0020	mg/Kg wet							
Styrene	ND	0.0020	mg/Kg wet							
1,1,1,2-Tetrachloroethane	ND	0.0020	mg/Kg wet							
1,1,2,2-Tetrachloroethane	ND	0.0010	mg/Kg wet							

con-test® ANALYTICAL LABORATORY

39 Spruce Street * East Longmeadow, MA 01028 * FAX 413/525-6405 * TEL. 413/525-2332

QUALITY CONTROL

Volatile Organic Compounds by GC/MS - Quality Control

Analyte	Result	Reporting Limit	Units	Spike Level	Source Result	%REC		%REC Limits	RPD	RPD Limit	Notes
Batch B076658 - SW-846 5035											
Blank (B076658-BLK1)				Prepared & Analyzed: 07/12/13							
Tetrachloroethylene	ND	0.0020	mg/Kg wet								
Tetrahydrofuran	ND	0.010	mg/Kg wet								
Toluene	ND	0.0020	mg/Kg wet								
1,2,3-Trichlorobenzene	ND	0.010	mg/Kg wet								
1,2,4-Trichlorobenzene	ND	0.010	mg/Kg wet								
1,1,1-Trichloroethane	ND	0.0020	mg/Kg wet								
1,1,2-Trichloroethane	ND	0.0020	mg/Kg wet								
Trichloroethylene	ND	0.0020	mg/Kg wet								
Trichlorofluoromethane (Freon 11)	ND	0.010	mg/Kg wet								
1,2,3-Trichloropropane	ND	0.0020	mg/Kg wet								
1,1,2-Trichloro-1,2,2-trifluoroethane (Freon 113)	ND	0.010	mg/Kg wet								
1,2,4-Trimethylbenzene	ND	0.0020	mg/Kg wet								
1,3,5-Trimethylbenzene	ND	0.0020	mg/Kg wet								
Vinyl Chloride	ND	0.010	mg/Kg wet								
m+p Xylene	ND	0.0040	mg/Kg wet								
o-Xylene	ND	0.0020	mg/Kg wet								
Surrogate: 1,2-Dichloroethane-d4	*0.0527*		mg/Kg wet	0.0500		105		70-130			
Surrogate: Toluene-d8	*0.0496*		mg/Kg wet	0.0500		99.2		70-130			
Surrogate: 4-Bromofluorobenzene	*0.0509*		mg/Kg wet	0.0500		102		70-130			
LCS (B076658-BS1)				Prepared & Analyzed: 07/12/13							
Acetone	0.174	0.10	mg/Kg wet	0.200		86.9		70-130			
Acrylonitrile	0.0234	0.0060	mg/Kg wet	0.0200		117		70-130			
Benzene	0.0211	0.0020	mg/Kg wet	0.0200		105		70-130			
Bromobenzene	0.0212	0.0020	mg/Kg wet	0.0200		106		70-130			
Bromodichloromethane	0.0214	0.0020	mg/Kg wet	0.0200		107		70-130			
Bromoform	0.0206	0.0040	mg/Kg wet	0.0200		103		70-130			
Bromomethane	0.0363	0.010	mg/Kg wet	0.0200		**182**	*	70-130			L-05, V-06
2-Butanone (MEK)	0.227	0.040	mg/Kg wet	0.200		114		70-130			
n-Butylbenzene	0.0211	0.0020	mg/Kg wet	0.0200		106		70-130			
sec-Butylbenzene	0.0209	0.0020	mg/Kg wet	0.0200		104		70-130			
tert-Butylbenzene	0.0214	0.0020	mg/Kg wet	0.0200		107		70-130			
Carbon Disulfide	0.221	0.0060	mg/Kg wet	0.200		111		70-130			
Carbon Tetrachloride	0.0197	0.0020	mg/Kg wet	0.0200		98.6		70-130			
Chlorobenzene	0.0214	0.0020	mg/Kg wet	0.0200		107		70-130			
Chlorodibromomethane	0.0210	0.0010	mg/Kg wet	0.0200		105		70-130			
Chloroethane	0.0204	0.020	mg/Kg wet	0.0200		102		70-130			
Chloroform	0.0213	0.0040	mg/Kg wet	0.0200		106		70-130			
Chloromethane	0.0205	0.010	mg/Kg wet	0.0200		103		70-130			
2-Chlorotoluene	0.0212	0.0020	mg/Kg wet	0.0200		106		70-130			
4-Chlorotoluene	0.0213	0.0020	mg/Kg wet	0.0200		107		70-130			
1,2-Dibromo-3-chloropropane (DBCP)	0.0254	0.0040	mg/Kg wet	0.0200		127		70-130			
1,2-Dibromoethane (EDB)	0.0217	0.0020	mg/Kg wet	0.0200		109		70-130			
Dibromomethane	0.0225	0.0020	mg/Kg wet	0.0200		112		70-130			
1,2-Dichlorobenzene	0.0213	0.0020	mg/Kg wet	0.0200		106		70-130			
1,3-Dichlorobenzene	0.0212	0.0020	mg/Kg wet	0.0200		106		70-130			
1,4-Dichlorobenzene	0.0206	0.0020	mg/Kg wet	0.0200		103		70-130			
trans-1,4-Dichloro-2-butene	0.0226	0.0040	mg/Kg wet	0.0200		113		70-130			
Dichlorodifluoromethane (Freon 12)	0.0209	0.020	mg/Kg wet	0.0200		105		70-130			
1,1-Dichloroethane	0.0214	0.0020	mg/Kg wet	0.0200		107		70-130			
1,2-Dichloroethane	0.0210	0.0020	mg/Kg wet	0.0200		105		70-130			
1,1-Dichloroethylene	0.0214	0.0040	mg/Kg wet	0.0200		107		70-130			

con-test® ANALYTICAL LABORATORY

39 Spruce Street * East Longmeadow, MA 01028 * FAX 413/525-6405 * TEL. 413/525-2332

QUALITY CONTROL

Volatile Organic Compounds by GC/MS - Quality Control

Analyte	Result	Reporting Limit	Units	Spike Level	Source Result	%REC	%REC Limits	RPD	RPD Limit	Notes
Batch B076658 - SW-846 5035										
LCS (B076658-BS1)				Prepared & Analyzed: 07/12/13						
cis-1,2-Dichloroethylene	0.0212	0.0020	mg/Kg wet	0.0200		106	70-130			
trans-1,2-Dichloroethylene	0.0216	0.0020	mg/Kg wet	0.0200		108	70-130			
1,2-Dichloropropane	0.0217	0.0020	mg/Kg wet	0.0200		109	70-130			
1,3-Dichloropropane	0.0229	0.0010	mg/Kg wet	0.0200		114	70-130			
2,2-Dichloropropane	0.0189	0.0040	mg/Kg wet	0.0200		94.3	70-130			
1,1-Dichloropropene	0.0211	0.0020	mg/Kg wet	0.0200		106	70-130			
cis-1,3-Dichloropropene	0.0212	0.0010	mg/Kg wet	0.0200		106	70-130			
trans-1,3-Dichloropropene	0.0219	0.0010	mg/Kg wet	0.0200		110	70-130			
Ethylbenzene	0.0213	0.0020	mg/Kg wet	0.0200		107	70-130			
Hexachlorobutadiene	0.0206	0.0020	mg/Kg wet	0.0200		103	70-130			
2-Hexanone (MBK)	0.232	0.020	mg/Kg wet	0.200		116	70-130			
Isopropylbenzene (Cumene)	0.0214	0.0020	mg/Kg wet	0.0200		107	70-130			
p-Isopropyltoluene (p-Cymene)	0.0213	0.0020	mg/Kg wet	0.0200		107	70-130			
Methyl tert-Butyl Ether (MTBE)	0.0227	0.0040	mg/Kg wet	0.0200		114	70-130			
Methylene Chloride	0.0205	0.020	mg/Kg wet	0.0200		102	70-130			
4-Methyl-2-pentanone (MIBK)	0.240	0.020	mg/Kg wet	0.200		120	70-130			
Naphthalene	0.0241	0.0040	mg/Kg wet	0.0200		120	70-130			
n-Propylbenzene	0.0215	0.0020	mg/Kg wet	0.0200		107	70-130			
Styrene	0.0219	0.0020	mg/Kg wet	0.0200		110	70-130			
1,1,1,2-Tetrachloroethane	0.0217	0.0020	mg/Kg wet	0.0200		108	70-130			
1,1,2,2-Tetrachloroethane	0.0231	0.0010	mg/Kg wet	0.0200		116	70-130			
Tetrachloroethylene	0.0210	0.0020	mg/Kg wet	0.0200		105	70-130			
Tetrahydrofuran	0.0233	0.010	mg/Kg wet	0.0200		116	70-130			
Toluene	0.0212	0.0020	mg/Kg wet	0.0200		106	70-130			
1,2,3-Trichlorobenzene	0.0209	0.010	mg/Kg wet	0.0200		104	70-130			
1,2,4-Trichlorobenzene	0.0202	0.010	mg/Kg wet	0.0200		101	70-130			
1,1,1-Trichloroethane	0.0203	0.0020	mg/Kg wet	0.0200		101	70-130			
1,1,2-Trichloroethane	0.0225	0.0020	mg/Kg wet	0.0200		112	70-130			
Trichloroethylene	0.0213	0.0020	mg/Kg wet	0.0200		106	70-130			
Trichlorofluoromethane (Freon 11)	0.0203	0.010	mg/Kg wet	0.0200		102	70-130			
1,2,3-Trichloropropane	0.0239	0.0020	mg/Kg wet	0.0200		119	70-130			
1,1,2-Trichloro-1,2,2-trifluoroethane (Freon 113)	0.0215	0.010	mg/Kg wet	0.0200		108	70-130			
1,2,4-Trimethylbenzene	0.0209	0.0020	mg/Kg wet	0.0200		104	70-130			
1,3,5-Trimethylbenzene	0.0216	0.0020	mg/Kg wet	0.0200		108	70-130			
Vinyl Chloride	0.0207	0.010	mg/Kg wet	0.0200		104	70-130			
m+p Xylene	0.0429	0.0040	mg/Kg wet	0.0400		107	70-130			
o-Xylene	0.0214	0.0020	mg/Kg wet	0.0200		107	70-130			
Surrogate: 1,2-Dichloroethane-d4	*0.0508*		mg/Kg wet	0.0500		102	70-130			
Surrogate: Toluene-d8	*0.0498*		mg/Kg wet	0.0500		99.5	70-130			
Surrogate: 4-Bromofluorobenzene	*0.0504*		mg/Kg wet	0.0500		101	70-130			
Batch B076753 - SW-846 5035										
Blank (B076753-BLK1)				Prepared & Analyzed: 07/15/13						
Acetone	ND	0.10	mg/Kg wet							
Acrylonitrile	ND	0.0060	mg/Kg wet							
Benzene	ND	0.0020	mg/Kg wet							
Bromobenzene	ND	0.0020	mg/Kg wet							
Bromodichloromethane	ND	0.0020	mg/Kg wet							
Bromoform	ND	0.0040	mg/Kg wet							
Bromomethane	ND	0.010	mg/Kg wet							V-06
2-Butanone (MEK)	ND	0.040	mg/Kg wet							

con-test® ANALYTICAL LABORATORY

39 Spruce Street * East Longmeadow, MA 01028 * FAX 413/525-6405 * TEL. 413/525-2332

QUALITY CONTROL

Volatile Organic Compounds by GC/MS - Quality Control

Analyte	Result	Reporting Limit	Units	Spike Level	Source Result	%REC	%REC Limits	RPD	RPD Limit	Notes
Batch B076753 - SW-846 5035										
Blank (B076753-BLK1)				Prepared & Analyzed: 07/15/13						
n-Butylbenzene	ND	0.0020	mg/Kg wet							
sec-Butylbenzene	ND	0.0020	mg/Kg wet							
tert-Butylbenzene	ND	0.0020	mg/Kg wet							
Carbon Disulfide	ND	0.0060	mg/Kg wet							
Carbon Tetrachloride	ND	0.0020	mg/Kg wet							
Chlorobenzene	ND	0.0020	mg/Kg wet							
Chlorodibromomethane	ND	0.0010	mg/Kg wet							
Chloroethane	ND	0.020	mg/Kg wet							
Chloroform	ND	0.0040	mg/Kg wet							
Chloromethane	ND	0.010	mg/Kg wet							L-03
2-Chlorotoluene	ND	0.0020	mg/Kg wet							
4-Chlorotoluene	ND	0.0020	mg/Kg wet							
1,2-Dibromo-3-chloropropane (DBCP)	ND	0.0040	mg/Kg wet							
1,2-Dibromoethane (EDB)	ND	0.0020	mg/Kg wet							
Dibromomethane	ND	0.0020	mg/Kg wet							
1,2-Dichlorobenzene	ND	0.0020	mg/Kg wet							
1,3-Dichlorobenzene	ND	0.0020	mg/Kg wet							
1,4-Dichlorobenzene	ND	0.0020	mg/Kg wet							
trans-1,4-Dichloro-2-butene	ND	0.0040	mg/Kg wet							
Dichlorodifluoromethane (Freon 12)	ND	0.020	mg/Kg wet							L-03
1,1-Dichloroethane	ND	0.0020	mg/Kg wet							
1,2-Dichloroethane	ND	0.0020	mg/Kg wet							
1,1-Dichloroethylene	ND	0.0040	mg/Kg wet							
cis-1,2-Dichloroethylene	ND	0.0020	mg/Kg wet							
trans-1,2-Dichloroethylene	ND	0.0020	mg/Kg wet							
1,2-Dichloropropane	ND	0.0020	mg/Kg wet							
1,3-Dichloropropane	ND	0.0010	mg/Kg wet							
2,2-Dichloropropane	ND	0.0040	mg/Kg wet							
1,1-Dichloropropene	ND	0.0020	mg/Kg wet							
cis-1,3-Dichloropropene	ND	0.0010	mg/Kg wet							
trans-1,3-Dichloropropene	ND	0.0010	mg/Kg wet							
Ethylbenzene	ND	0.0020	mg/Kg wet							
Hexachlorobutadiene	ND	0.0020	mg/Kg wet							
2-Hexanone (MBK)	ND	0.020	mg/Kg wet							
Isopropylbenzene (Cumene)	ND	0.0020	mg/Kg wet							
p-Isopropyltoluene (p-Cymene)	ND	0.0020	mg/Kg wet							
Methyl tert-Butyl Ether (MTBE)	ND	0.0040	mg/Kg wet							
Methylene Chloride	ND	0.020	mg/Kg wet							
4-Methyl-2-pentanone (MIBK)	ND	0.020	mg/Kg wet							
Naphthalene	ND	0.0040	mg/Kg wet							
n-Propylbenzene	ND	0.0020	mg/Kg wet							
Styrene	ND	0.0020	mg/Kg wet							
1,1,1,2-Tetrachloroethane	ND	0.0020	mg/Kg wet							
1,1,2,2-Tetrachloroethane	ND	0.0010	mg/Kg wet							
Tetrachloroethylene	ND	0.0020	mg/Kg wet							
Tetrahydrofuran	ND	0.010	mg/Kg wet							
Toluene	ND	0.0020	mg/Kg wet							
1,2,3-Trichlorobenzene	ND	0.010	mg/Kg wet							
1,2,4-Trichlorobenzene	ND	0.010	mg/Kg wet							
1,1,1-Trichloroethane	ND	0.0020	mg/Kg wet							
1,1,2-Trichloroethane	ND	0.0020	mg/Kg wet							
Trichloroethylene	ND	0.0020	mg/Kg wet							

con-test® ANALYTICAL LABORATORY

39 Spruce Street * East Longmeadow, MA 01028 * FAX 413/525-6405 * TEL. 413/525-2332

QUALITY CONTROL

Volatile Organic Compounds by GC/MS - Quality Control

Analyte	Result	Reporting Limit	Units	Spike Level	Source Result	%REC		%REC Limits	RPD	RPD Limit	Notes
Batch B076753 - SW-846 5035											
Blank (B076753-BLK1)				Prepared & Analyzed: 07/15/13							
Trichlorofluoromethane (Freon 11)	ND	0.010	mg/Kg wet								
1,2,3-Trichloropropane	ND	0.0020	mg/Kg wet								
1,1,2-Trichloro-1,2,2-trifluoroethane (Freon 113)	ND	0.010	mg/Kg wet								
1,2,4-Trimethylbenzene	ND	0.0020	mg/Kg wet								
1,3,5-Trimethylbenzene	ND	0.0020	mg/Kg wet								
Vinyl Chloride	ND	0.010	mg/Kg wet								
m+p Xylene	ND	0.0040	mg/Kg wet								
o-Xylene	ND	0.0020	mg/Kg wet								
Surrogate: 1,2-Dichloroethane-d4	*0.0513*		mg/Kg wet	0.0500		103		70-130			
Surrogate: Toluene-d8	*0.0496*		mg/Kg wet	0.0500		99.1		70-130			
Surrogate: 4-Bromofluorobenzene	*0.0495*		mg/Kg wet	0.0500		99.1		70-130			
LCS (B076753-BS1)				Prepared & Analyzed: 07/15/13							
Acetone	0.161	0.10	mg/Kg wet	0.200		80.4		70-130			
Acrylonitrile	0.0218	0.0060	mg/Kg wet	0.0200		109		70-130			
Benzene	0.0207	0.0020	mg/Kg wet	0.0200		104		70-130			
Bromobenzene	0.0200	0.0020	mg/Kg wet	0.0200		100		70-130			
Bromodichloromethane	0.0207	0.0020	mg/Kg wet	0.0200		103		70-130			
Bromoform	0.0178	0.0040	mg/Kg wet	0.0200		89.0		70-130			
Bromomethane	0.0164	0.010	mg/Kg wet	0.0200		82.0		70-130			V-06
2-Butanone (MEK)	0.188	0.040	mg/Kg wet	0.200		94.1		70-130			
n-Butylbenzene	0.0210	0.0020	mg/Kg wet	0.0200		105		70-130			
sec-Butylbenzene	0.0211	0.0020	mg/Kg wet	0.0200		105		70-130			
tert-Butylbenzene	0.0211	0.0020	mg/Kg wet	0.0200		105		70-130			
Carbon Disulfide	0.0221	0.0060	mg/Kg wet	0.0200		111		70-130			
Carbon Tetrachloride	0.0201	0.0020	mg/Kg wet	0.0200		100		70-130			
Chlorobenzene	0.0203	0.0020	mg/Kg wet	0.0200		102		70-130			
Chlorodibromomethane	0.0196	0.0010	mg/Kg wet	0.0200		98.0		70-130			
Chloroethane	0.0203	0.020	mg/Kg wet	0.0200		102		70-130			
Chloroform	0.0211	0.0040	mg/Kg wet	0.0200		106		70-130			
Chloromethane	0.0121	0.010	mg/Kg wet	0.0200		**60.3**	*	70-130			L-03
2-Chlorotoluene	0.0204	0.0020	mg/Kg wet	0.0200		102		70-130			
4-Chlorotoluene	0.0208	0.0020	mg/Kg wet	0.0200		104		70-130			
1,2-Dibromo-3-chloropropane (DBCP)	0.0196	0.0040	mg/Kg wet	0.0200		98.2		70-130			
1,2-Dibromoethane (EDB)	0.0206	0.0020	mg/Kg wet	0.0200		103		70-130			
Dibromomethane	0.0209	0.0020	mg/Kg wet	0.0200		105		70-130			
1,2-Dichlorobenzene	0.0203	0.0020	mg/Kg wet	0.0200		102		70-130			
1,3-Dichlorobenzene	0.0204	0.0020	mg/Kg wet	0.0200		102		70-130			
1,4-Dichlorobenzene	0.0205	0.0020	mg/Kg wet	0.0200		103		70-130			
trans-1,4-Dichloro-2-butene	0.0187	0.0040	mg/Kg wet	0.0200		93.7		70-130			
Dichlorodifluoromethane (Freon 12)	0.00880	0.020	mg/Kg wet	0.0200		**44.0**	*	70-130			L-03
1,1-Dichloroethane	0.0219	0.0020	mg/Kg wet	0.0200		109		70-130			
1,2-Dichloroethane	0.0212	0.0020	mg/Kg wet	0.0200		106		70-130			
1,1-Dichloroethylene	0.0221	0.0040	mg/Kg wet	0.0200		111		70-130			
cis-1,2-Dichloroethylene	0.0218	0.0020	mg/Kg wet	0.0200		109		70-130			
trans-1,2-Dichloroethylene	0.0222	0.0020	mg/Kg wet	0.0200		111		70-130			
1,2-Dichloropropane	0.0218	0.0020	mg/Kg wet	0.0200		109		70-130			
1,3-Dichloropropane	0.0217	0.0010	mg/Kg wet	0.0200		108		70-130			
2,2-Dichloropropane	0.0211	0.0040	mg/Kg wet	0.0200		106		70-130			
1,1-Dichloropropene	0.0231	0.0020	mg/Kg wet	0.0200		115		70-130			
cis-1,3-Dichloropropene	0.0205	0.0010	mg/Kg wet	0.0200		102		70-130			
trans-1,3-Dichloropropene	0.0218	0.0010	mg/Kg wet	0.0200		109		70-130			

con-test® ANALYTICAL LABORATORY

39 Spruce Street * East Longmeadow, MA 01028 * FAX 413/525-6405 * TEL. 413/525-2332

QUALITY CONTROL

Volatile Organic Compounds by GC/MS - Quality Control

Analyte	Result	Reporting Limit	Units	Spike Level	Source Result	%REC	%REC Limits	RPD	RPD Limit	Notes
Batch B076753 - SW-846 5035										
LCS (B076753-BS1)				Prepared & Analyzed: 07/15/13						
Ethylbenzene	0.0209	0.0020	mg/Kg wet	0.0200		104	70-130			
Hexachlorobutadiene	0.0221	0.0020	mg/Kg wet	0.0200		110	70-130			
2-Hexanone (MBK)	0.187	0.020	mg/Kg wet	0.200		93.5	70-130			
Isopropylbenzene (Cumene)	0.0208	0.0020	mg/Kg wet	0.0200		104	70-130			
p-Isopropyltoluene (p-Cymene)	0.0214	0.0020	mg/Kg wet	0.0200		107	70-130			
Methyl tert-Butyl Ether (MTBE)	0.0236	0.0040	mg/Kg wet	0.0200		118	70-130			
Methylene Chloride	0.0211	0.020	mg/Kg wet	0.0200		105	70-130			
4-Methyl-2-pentanone (MIBK)	0.196	0.020	mg/Kg wet	0.200		98.0	70-130			
Naphthalene	0.0185	0.0040	mg/Kg wet	0.0200		92.6	70-130			
n-Propylbenzene	0.0213	0.0020	mg/Kg wet	0.0200		107	70-130			
Styrene	0.0207	0.0020	mg/Kg wet	0.0200		104	70-130			
1,1,1,2-Tetrachloroethane	0.0208	0.0020	mg/Kg wet	0.0200		104	70-130			
1,1,2,2-Tetrachloroethane	0.0204	0.0010	mg/Kg wet	0.0200		102	70-130			
Tetrachloroethylene	0.0216	0.0020	mg/Kg wet	0.0200		108	70-130			
Tetrahydrofuran	0.0193	0.010	mg/Kg wet	0.0200		96.5	70-130			
Toluene	0.0208	0.0020	mg/Kg wet	0.0200		104	70-130			
1,2,3-Trichlorobenzene	0.0178	0.010	mg/Kg wet	0.0200		89.0	70-130			
1,2,4-Trichlorobenzene	0.0182	0.010	mg/Kg wet	0.0200		90.8	70-130			
1,1,1-Trichloroethane	0.0203	0.0020	mg/Kg wet	0.0200		102	70-130			
1,1,2-Trichloroethane	0.0204	0.0020	mg/Kg wet	0.0200		102	70-130			
Trichloroethylene	0.0206	0.0020	mg/Kg wet	0.0200		103	70-130			
Trichlorofluoromethane (Freon 11)	0.0204	0.010	mg/Kg wet	0.0200		102	70-130			
1,2,3-Trichloropropane	0.0207	0.0020	mg/Kg wet	0.0200		103	70-130			
1,1,2-Trichloro-1,2,2-trifluoroethane (Freon 113)	0.0242	0.010	mg/Kg wet	0.0200		121	70-130			
1,2,4-Trimethylbenzene	0.0204	0.0020	mg/Kg wet	0.0200		102	70-130			
1,3,5-Trimethylbenzene	0.0203	0.0020	mg/Kg wet	0.0200		102	70-130			
Vinyl Chloride	0.0152	0.010	mg/Kg wet	0.0200		76.1	70-130			
m+p Xylene	0.0417	0.0040	mg/Kg wet	0.0400		104	70-130			
o-Xylene	0.0207	0.0020	mg/Kg wet	0.0200		103	70-130			
Surrogate: 1,2-Dichloroethane-d4	*0.0507*		mg/Kg wet	0.0500		101	70-130			
Surrogate: Toluene-d8	*0.0499*		mg/Kg wet	0.0500		99.8	70-130			
Surrogate: 4-Bromofluorobenzene	*0.0503*		mg/Kg wet	0.0500		101	70-130			
Batch B076814 - SW-846 5035										
Blank (B076814-BLK1)				Prepared & Analyzed: 07/16/13						
Acetone	ND	0.10	mg/Kg wet							
Acrylonitrile	ND	0.0060	mg/Kg wet							
Benzene	ND	0.0020	mg/Kg wet							
Bromobenzene	ND	0.0020	mg/Kg wet							
Bromodichloromethane	ND	0.0020	mg/Kg wet							
Bromoform	ND	0.0040	mg/Kg wet							
Bromomethane	ND	0.010	mg/Kg wet							
2-Butanone (MEK)	ND	0.040	mg/Kg wet							
n-Butylbenzene	ND	0.0020	mg/Kg wet							
sec-Butylbenzene	ND	0.0020	mg/Kg wet							
tert-Butylbenzene	ND	0.0020	mg/Kg wet							
Carbon Disulfide	ND	0.0060	mg/Kg wet							
Carbon Tetrachloride	ND	0.0020	mg/Kg wet							
Chlorobenzene	ND	0.0020	mg/Kg wet							
Chlorodibromomethane	ND	0.0010	mg/Kg wet							
Chloroethane	ND	0.020	mg/Kg wet							

con-test® ANALYTICAL LABORATORY

39 Spruce Street * East Longmeadow, MA 01028 * FAX 413/525-6405 * TEL. 413/525-2332

QUALITY CONTROL

Volatile Organic Compounds by GC/MS - Quality Control

Analyte	Result	Reporting Limit	Units	Spike Level	Source Result	%REC	%REC Limits	RPD	RPD Limit	Notes
Batch B076814 - SW-846 5035										
Blank (B076814-BLK1)				Prepared & Analyzed: 07/16/13						
Chloroform	ND	0.0040	mg/Kg wet							
Chloromethane	ND	0.010	mg/Kg wet							
2-Chlorotoluene	ND	0.0020	mg/Kg wet							
4-Chlorotoluene	ND	0.0020	mg/Kg wet							
1,2-Dibromo-3-chloropropane (DBCP)	ND	0.0040	mg/Kg wet							
1,2-Dibromoethane (EDB)	ND	0.0020	mg/Kg wet							
Dibromomethane	ND	0.0020	mg/Kg wet							
1,2-Dichlorobenzene	ND	0.0020	mg/Kg wet							
1,3-Dichlorobenzene	ND	0.0020	mg/Kg wet							
1,4-Dichlorobenzene	ND	0.0020	mg/Kg wet							
trans-1,4-Dichloro-2-butene	ND	0.0040	mg/Kg wet							
Dichlorodifluoromethane (Freon 12)	ND	0.020	mg/Kg wet							
1,1-Dichloroethane	ND	0.0020	mg/Kg wet							
1,2-Dichloroethane	ND	0.0020	mg/Kg wet							
1,1-Dichloroethylene	ND	0.0040	mg/Kg wet							
cis-1,2-Dichloroethylene	ND	0.0020	mg/Kg wet							
trans-1,2-Dichloroethylene	ND	0.0020	mg/Kg wet							
1,2-Dichloropropane	ND	0.0020	mg/Kg wet							
1,3-Dichloropropane	ND	0.0010	mg/Kg wet							
2,2-Dichloropropane	ND	0.0040	mg/Kg wet							
1,1-Dichloropropene	ND	0.0020	mg/Kg wet							
cis-1,3-Dichloropropene	ND	0.0010	mg/Kg wet							
trans-1,3-Dichloropropene	ND	0.0010	mg/Kg wet							
Ethylbenzene	ND	0.0020	mg/Kg wet							
Hexachlorobutadiene	ND	0.0020	mg/Kg wet							
2-Hexanone (MBK)	ND	0.020	mg/Kg wet							
Isopropylbenzene (Cumene)	ND	0.0020	mg/Kg wet							
p-Isopropyltoluene (p-Cymene)	ND	0.0020	mg/Kg wet							
Methyl tert-Butyl Ether (MTBE)	ND	0.0040	mg/Kg wet							
Methylene Chloride	ND	0.020	mg/Kg wet							
4-Methyl-2-pentanone (MIBK)	ND	0.020	mg/Kg wet							
Naphthalene	ND	0.0040	mg/Kg wet							
n-Propylbenzene	ND	0.0020	mg/Kg wet							
Styrene	ND	0.0020	mg/Kg wet							
1,1,1,2-Tetrachloroethane	ND	0.0020	mg/Kg wet							
1,1,2,2-Tetrachloroethane	ND	0.0010	mg/Kg wet							
Tetrachloroethylene	ND	0.0020	mg/Kg wet							
Tetrahydrofuran	ND	0.010	mg/Kg wet							
Toluene	ND	0.0020	mg/Kg wet							
1,2,3-Trichlorobenzene	ND	0.010	mg/Kg wet							
1,2,4-Trichlorobenzene	ND	0.010	mg/Kg wet							
1,1,1-Trichloroethane	ND	0.0020	mg/Kg wet							
1,1,2-Trichloroethane	ND	0.0020	mg/Kg wet							
Trichloroethylene	ND	0.0020	mg/Kg wet							
Trichlorofluoromethane (Freon 11)	ND	0.010	mg/Kg wet							
1,2,3-Trichloropropane	ND	0.0020	mg/Kg wet							
1,1,2-Trichloro-1,2,2-trifluoroethane (Freon 113)	ND	0.010	mg/Kg wet							
1,2,4-Trimethylbenzene	ND	0.0020	mg/Kg wet							
1,3,5-Trimethylbenzene	ND	0.0020	mg/Kg wet							
Vinyl Chloride	ND	0.010	mg/Kg wet							
m+p Xylene	ND	0.0040	mg/Kg wet							

con-test® ANALYTICAL LABORATORY

39 Spruce Street * East Longmeadow, MA 01028 * FAX 413/525-6405 * TEL. 413/525-2332

QUALITY CONTROL

Volatile Organic Compounds by GC/MS - Quality Control

Analyte	Result	Reporting Limit	Units	Spike Level	Source Result	%REC	%REC Limits	RPD	RPD Limit	Notes
Batch B076814 - SW-846 5035										
Blank (B076814-BLK1)				Prepared & Analyzed: 07/16/13						
o-Xylene	ND	0.0020	mg/Kg wet							
Surrogate: 1,2-Dichloroethane-d4	*0.0525*		mg/Kg wet	0.0500		105	70-130			
Surrogate: Toluene-d8	*0.0499*		mg/Kg wet	0.0500		99.7	70-130			
Surrogate: 4-Bromofluorobenzene	*0.0491*		mg/Kg wet	0.0500		98.3	70-130			
LCS (B076814-BS1)				Prepared & Analyzed: 07/16/13						
Acetone	0.190	0.10	mg/Kg wet	0.200		95.0	70-130			
Acrylonitrile	0.0237	0.0060	mg/Kg wet	0.0200		119	70-130			
Benzene	0.0221	0.0020	mg/Kg wet	0.0200		110	70-130			
Bromobenzene	0.0212	0.0020	mg/Kg wet	0.0200		106	70-130			
Bromodichloromethane	0.0218	0.0020	mg/Kg wet	0.0200		109	70-130			
Bromoform	0.0171	0.0040	mg/Kg wet	0.0200		85.5	70-130			
Bromomethane	0.0207	0.010	mg/Kg wet	0.0200		104	70-130			V-20
2-Butanone (MEK)	0.212	0.040	mg/Kg wet	0.200		106	70-130			
n-Butylbenzene	0.0226	0.0020	mg/Kg wet	0.0200		113	70-130			
sec-Butylbenzene	0.0224	0.0020	mg/Kg wet	0.0200		112	70-130			
tert-Butylbenzene	0.0225	0.0020	mg/Kg wet	0.0200		112	70-130			
Carbon Disulfide	0.0240	0.0060	mg/Kg wet	0.0200		120	70-130			
Carbon Tetrachloride	0.0193	0.0020	mg/Kg wet	0.0200		96.7	70-130			
Chlorobenzene	0.0215	0.0020	mg/Kg wet	0.0200		108	70-130			
Chlorodibromomethane	0.0201	0.0010	mg/Kg wet	0.0200		100	70-130			
Chloroethane	0.0227	0.020	mg/Kg wet	0.0200		114	70-130			
Chloroform	0.0231	0.0040	mg/Kg wet	0.0200		116	70-130			
Chloromethane	0.0163	0.010	mg/Kg wet	0.0200		81.5	70-130			
2-Chlorotoluene	0.0217	0.0020	mg/Kg wet	0.0200		109	70-130			
4-Chlorotoluene	0.0221	0.0020	mg/Kg wet	0.0200		110	70-130			
1,2-Dibromo-3-chloropropane (DBCP)	0.0199	0.0040	mg/Kg wet	0.0200		99.3	70-130			
1,2-Dibromoethane (EDB)	0.0217	0.0020	mg/Kg wet	0.0200		108	70-130			
Dibromomethane	0.0229	0.0020	mg/Kg wet	0.0200		114	70-130			
1,2-Dichlorobenzene	0.0217	0.0020	mg/Kg wet	0.0200		108	70-130			
1,3-Dichlorobenzene	0.0216	0.0020	mg/Kg wet	0.0200		108	70-130			
1,4-Dichlorobenzene	0.0215	0.0020	mg/Kg wet	0.0200		108	70-130			
trans-1,4-Dichloro-2-butene	0.0195	0.0040	mg/Kg wet	0.0200		97.6	70-130			
Dichlorodifluoromethane (Freon 12)	0.0175	0.020	mg/Kg wet	0.0200		87.5	70-130			
1,1-Dichloroethane	0.0226	0.0020	mg/Kg wet	0.0200		113	70-130			
1,2-Dichloroethane	0.0219	0.0020	mg/Kg wet	0.0200		110	70-130			
1,1-Dichloroethylene	0.0237	0.0040	mg/Kg wet	0.0200		118	70-130			
cis-1,2-Dichloroethylene	0.0227	0.0020	mg/Kg wet	0.0200		114	70-130			
trans-1,2-Dichloroethylene	0.0230	0.0020	mg/Kg wet	0.0200		115	70-130			
1,2-Dichloropropane	0.0232	0.0020	mg/Kg wet	0.0200		116	70-130			
1,3-Dichloropropane	0.0237	0.0010	mg/Kg wet	0.0200		119	70-130			
2,2-Dichloropropane	0.0208	0.0040	mg/Kg wet	0.0200		104	70-130			
1,1-Dichloropropene	0.0237	0.0020	mg/Kg wet	0.0200		118	70-130			
cis-1,3-Dichloropropene	0.0210	0.0010	mg/Kg wet	0.0200		105	70-130			
trans-1,3-Dichloropropene	0.0228	0.0010	mg/Kg wet	0.0200		114	70-130			
Ethylbenzene	0.0219	0.0020	mg/Kg wet	0.0200		110	70-130			
Hexachlorobutadiene	0.0228	0.0020	mg/Kg wet	0.0200		114	70-130			
2-Hexanone (MBK)	0.208	0.020	mg/Kg wet	0.200		104	70-130			
Isopropylbenzene (Cumene)	0.0221	0.0020	mg/Kg wet	0.0200		111	70-130			
p-Isopropyltoluene (p-Cymene)	0.0227	0.0020	mg/Kg wet	0.0200		114	70-130			
Methyl tert-Butyl Ether (MTBE)	0.0250	0.0040	mg/Kg wet	0.0200		125	70-130			
Methylene Chloride	0.0228	0.020	mg/Kg wet	0.0200		114	70-130			

con-test® ANALYTICAL LABORATORY

39 Spruce Street * East Longmeadow, MA 01028 * FAX 413/525-6405 * TEL. 413/525-2332

QUALITY CONTROL

Volatile Organic Compounds by GC/MS - Quality Control

Analyte	Result	Reporting Limit	Units	Spike Level	Source Result	%REC		%REC Limits	RPD	RPD Limit	Notes
Batch B076814 - SW-846 5035											
LCS (B076814-BS1)				Prepared & Analyzed: 07/16/13							
4-Methyl-2-pentanone (MIBK)	0.218	0.020	mg/Kg wet	0.200		109		70-130			
Naphthalene	0.0193	0.0040	mg/Kg wet	0.0200		96.5		70-130			
n-Propylbenzene	0.0228	0.0020	mg/Kg wet	0.0200		114		70-130			
Styrene	0.0219	0.0020	mg/Kg wet	0.0200		110		70-130			
1,1,1,2-Tetrachloroethane	0.0211	0.0020	mg/Kg wet	0.0200		106		70-130			
1,1,2,2-Tetrachloroethane	0.0219	0.0010	mg/Kg wet	0.0200		109		70-130			
Tetrachloroethylene	0.0218	0.0020	mg/Kg wet	0.0200		109		70-130			
Tetrahydrofuran	0.0209	0.010	mg/Kg wet	0.0200		105		70-130			
Toluene	0.0221	0.0020	mg/Kg wet	0.0200		111		70-130			
1,2,3-Trichlorobenzene	0.0187	0.010	mg/Kg wet	0.0200		93.5		70-130			
1,2,4-Trichlorobenzene	0.0186	0.010	mg/Kg wet	0.0200		93.2		70-130			
1,1,1-Trichloroethane	0.0207	0.0020	mg/Kg wet	0.0200		103		70-130			
1,1,2-Trichloroethane	0.0222	0.0020	mg/Kg wet	0.0200		111		70-130			
Trichloroethylene	0.0213	0.0020	mg/Kg wet	0.0200		107		70-130			
Trichlorofluoromethane (Freon 11)	0.0230	0.010	mg/Kg wet	0.0200		115		70-130			
1,2,3-Trichloropropane	0.0230	0.0020	mg/Kg wet	0.0200		115		70-130			
1,1,2-Trichloro-1,2,2-trifluoroethane (Freon 113)	0.0257	0.010	mg/Kg wet	0.0200		129		70-130			
1,2,4-Trimethylbenzene	0.0218	0.0020	mg/Kg wet	0.0200		109		70-130			
1,3,5-Trimethylbenzene	0.0215	0.0020	mg/Kg wet	0.0200		108		70-130			
Vinyl Chloride	0.0189	0.010	mg/Kg wet	0.0200		94.5		70-130			
m+p Xylene	0.0448	0.0040	mg/Kg wet	0.0400		112		70-130			
o-Xylene	0.0222	0.0020	mg/Kg wet	0.0200		111		70-130			
Surrogate: 1,2-Dichloroethane-d4	*0.0525*		mg/Kg wet	0.0500		105		70-130			
Surrogate: Toluene-d8	*0.0503*		mg/Kg wet	0.0500		101		70-130			
Surrogate: 4-Bromofluorobenzene	*0.0505*		mg/Kg wet	0.0500		101		70-130			
Matrix Spike (B076814-MS1)		**Source: 13G0458-07**		Prepared & Analyzed: 07/16/13							
Acetone	1.42	0.11	mg/Kg dry	0.217	ND	**654**	*	70-130			MS-15
Acrylonitrile	0.0315	0.0065	mg/Kg dry	0.0217	ND	**146**	*	70-130			MS-15
Benzene	0.0260	0.0022	mg/Kg dry	0.0217	ND	120		70-130			
Bromobenzene	0.0256	0.0022	mg/Kg dry	0.0217	ND	118		70-130			
Bromodichloromethane	0.0261	0.0022	mg/Kg dry	0.0217	ND	120		70-130			
Bromoform	0.0209	0.0043	mg/Kg dry	0.0217	ND	96.4		70-130			
Bromomethane	0.0281	0.011	mg/Kg dry	0.0217	0.00524	106		70-130			
2-Butanone (MEK)	0.301	0.043	mg/Kg dry	0.217	ND	**139**	*	70-130			MS-24
n-Butylbenzene	0.0264	0.0022	mg/Kg dry	0.0217	ND	122		70-130			
sec-Butylbenzene	0.0262	0.0022	mg/Kg dry	0.0217	ND	121		70-130			
tert-Butylbenzene	0.0263	0.0022	mg/Kg dry	0.0217	ND	122		70-130			
Carbon Disulfide	0.0254	0.0065	mg/Kg dry	0.0217	ND	117		70-130			
Carbon Tetrachloride	0.0220	0.0022	mg/Kg dry	0.0217	ND	102		70-130			
Chlorobenzene	0.0253	0.0022	mg/Kg dry	0.0217	ND	117		70-130			
Chlorodibromomethane	0.0243	0.0011	mg/Kg dry	0.0217	ND	112		70-130			
Chloroethane	0.0254	0.022	mg/Kg dry	0.0217	ND	117		70-130			
Chloroform	0.0276	0.0043	mg/Kg dry	0.0217	ND	128		70-130			
Chloromethane	0.0182	0.011	mg/Kg dry	0.0217	ND	84.1		70-130			
2-Chlorotoluene	0.0254	0.0022	mg/Kg dry	0.0217	ND	117		70-130			
4-Chlorotoluene	0.0262	0.0022	mg/Kg dry	0.0217	ND	121		70-130			
1,2-Dibromo-3-chloropropane (DBCP)	0.0270	0.0043	mg/Kg dry	0.0217	ND	125		70-130			
1,2-Dibromoethane (EDB)	0.0279	0.0022	mg/Kg dry	0.0217	ND	129		70-130			
Dibromomethane	0.0286	0.0022	mg/Kg dry	0.0217	ND	**132**	*	70-130			MS-24
1,2-Dichlorobenzene	0.0258	0.0022	mg/Kg dry	0.0217	ND	119		70-130			
1,3-Dichlorobenzene	0.0257	0.0022	mg/Kg dry	0.0217	ND	119		70-130			

con-test® ANALYTICAL LABORATORY

39 Spruce Street * East Longmeadow, MA 01028 * FAX 413/525-6405 * TEL. 413/525-2332

QUALITY CONTROL

Volatile Organic Compounds by GC/MS - Quality Control

Analyte	Result	Reporting Limit	Units	Spike Level	Source Result	%REC		%REC Limits	RPD	RPD Limit	Notes
Batch B076814 - SW-846 5035											
Matrix Spike (B076814-MS1)		**Source: 13G0458-07**		Prepared & Analyzed: 07/16/13							
1,4-Dichlorobenzene	0.0264	0.0022	mg/Kg dry	0.0217	ND	122		70-130			
trans-1,4-Dichloro-2-butene	0.0264	0.0043	mg/Kg dry	0.0217	ND	122		70-130			
Dichlorodifluoromethane (Freon 12)	0.0186	0.022	mg/Kg dry	0.0217	ND	85.8		70-130			
1,1-Dichloroethane	0.0269	0.0022	mg/Kg dry	0.0217	ND	124		70-130			
1,2-Dichloroethane	0.0257	0.0022	mg/Kg dry	0.0217	ND	119		70-130			
1,1-Dichloroethylene	0.0263	0.0043	mg/Kg dry	0.0217	ND	121		70-130			
cis-1,2-Dichloroethylene	0.0268	0.0022	mg/Kg dry	0.0217	ND	124		70-130			
trans-1,2-Dichloroethylene	0.0273	0.0022	mg/Kg dry	0.0217	ND	126		70-130			MS-24
1,2-Dichloropropane	0.0274	0.0022	mg/Kg dry	0.0217	ND	127		70-130			
1,3-Dichloropropane	0.0297	0.0011	mg/Kg dry	0.0217	ND	**137**	*	70-130			MS-24
2,2-Dichloropropane	0.0243	0.0043	mg/Kg dry	0.0217	ND	112		70-130			
1,1-Dichloropropene	0.0277	0.0022	mg/Kg dry	0.0217	ND	128		70-130			
cis-1,3-Dichloropropene	0.0258	0.0011	mg/Kg dry	0.0217	ND	119		70-130			
trans-1,3-Dichloropropene	0.0285	0.0011	mg/Kg dry	0.0217	ND	**132**	*	70-130			MS-24
Ethylbenzene	0.0263	0.0022	mg/Kg dry	0.0217	ND	122		70-130			
Hexachlorobutadiene	0.0244	0.0022	mg/Kg dry	0.0217	ND	113		70-130			
2-Hexanone (MBK)	0.290	0.022	mg/Kg dry	0.217	ND	**134**	*	70-130			MS-24
Isopropylbenzene (Cumene)	0.0261	0.0022	mg/Kg dry	0.0217	ND	120		70-130			
p-Isopropyltoluene (p-Cymene)	0.0267	0.0022	mg/Kg dry	0.0217	ND	123		70-130			
Methyl tert-Butyl Ether (MTBE)	0.0317	0.0043	mg/Kg dry	0.0217	ND	**146**	*	70-130			MS-15
Methylene Chloride	0.0312	0.022	mg/Kg dry	0.0217	ND	**144**	*	70-130			MS-24
4-Methyl-2-pentanone (MIBK)	0.292	0.022	mg/Kg dry	0.217	ND	**135**	*	70-130			MS-24
Naphthalene	0.0233	0.0043	mg/Kg dry	0.0217	ND	108		70-130			
n-Propylbenzene	0.0267	0.0022	mg/Kg dry	0.0217	ND	123		70-130			
Styrene	0.0262	0.0022	mg/Kg dry	0.0217	ND	121		70-130			
1,1,1,2-Tetrachloroethane	0.0242	0.0022	mg/Kg dry	0.0217	ND	112		70-130			
1,1,2,2-Tetrachloroethane	0.0287	0.0011	mg/Kg dry	0.0217	ND	**132**	*	70-130			MS-24
Tetrachloroethylene	0.0264	0.0022	mg/Kg dry	0.0217	0.00224	111		70-130			
Tetrahydrofuran	0.0304	0.011	mg/Kg dry	0.0217	ND	**140**	*	70-130			MS-24
Toluene	0.0263	0.0022	mg/Kg dry	0.0217	ND	122		70-130			
1,2,3-Trichlorobenzene	0.0219	0.011	mg/Kg dry	0.0217	ND	101		70-130			
1,2,4-Trichlorobenzene	0.0223	0.011	mg/Kg dry	0.0217	ND	103		70-130			
1,1,1-Trichloroethane	0.0240	0.0022	mg/Kg dry	0.0217	0.00444	90.1		70-130			
1,1,2-Trichloroethane	0.0283	0.0022	mg/Kg dry	0.0217	ND	**131**	*	70-130			MS-24
Trichloroethylene	0.0257	0.0022	mg/Kg dry	0.0217	ND	118		70-130			
Trichlorofluoromethane (Freon 11)	0.0253	0.011	mg/Kg dry	0.0217	ND	117		70-130			
1,2,3-Trichloropropane	0.0292	0.0022	mg/Kg dry	0.0217	ND	**135**	*	70-130			MS-24
1,1,2-Trichloro-1,2,2-trifluoroethane (Freon 113)	0.0281	0.011	mg/Kg dry	0.0217	ND	130		70-130			
1,2,4-Trimethylbenzene	0.0261	0.0022	mg/Kg dry	0.0217	ND	121		70-130			
1,3,5-Trimethylbenzene	0.0253	0.0022	mg/Kg dry	0.0217	ND	117		70-130			
Vinyl Chloride	0.0204	0.011	mg/Kg dry	0.0217	ND	94.0		70-130			
m+p Xylene	0.0532	0.0043	mg/Kg dry	0.0433	ND	123		70-130			
o-Xylene	0.0261	0.0022	mg/Kg dry	0.0217	ND	120		70-130			
Surrogate: 1,2-Dichloroethane-d4	*0.0584*		mg/Kg dry	0.0541		108		70-130			
Surrogate: Toluene-d8	*0.0542*		mg/Kg dry	0.0541		100		70-130			
Surrogate: 4-Bromofluorobenzene	*0.0536*		mg/Kg dry	0.0541		99.0		70-130			

con-test® ANALYTICAL LABORATORY

39 Spruce Street * East Longmeadow, MA 01028 * FAX 413/525-6405 * TEL. 413/525-2332

QUALITY CONTROL

Volatile Organic Compounds by GC/MS - Quality Control

Analyte	Result	Reporting Limit	Units	Spike Level	Source Result	%REC		%REC Limits	RPD	RPD Limit	Notes
Batch B076814 - SW-846 5035											
Matrix Spike Dup (B076814-MSD1)		**Source: 13G0458-07**		Prepared & Analyzed: 07/16/13							
Acetone	1.52	0.12	mg/Kg dry	0.240	ND	**635**	*	70-130	7.26	30	MS-15
Acrylonitrile	0.0328	0.0072	mg/Kg dry	0.0240	ND	**137**	*	70-130	4.02	30	MS-15
Benzene	0.0249	0.0024	mg/Kg dry	0.0240	ND	104		70-130	4.39	30	
Bromobenzene	0.0236	0.0024	mg/Kg dry	0.0240	ND	98.6		70-130	8.10	30	
Bromodichloromethane	0.0253	0.0024	mg/Kg dry	0.0240	ND	106		70-130	3.18	30	
Bromoform	0.0197	0.0048	mg/Kg dry	0.0240	ND	82.3		70-130	5.70	30	
Bromomethane	0.0289	0.012	mg/Kg dry	0.0240	0.00524	98.6		70-130	2.60	30	
2-Butanone (MEK)	0.300	0.048	mg/Kg dry	0.240	ND	125		70-130	0.500	30	
n-Butylbenzene	0.0233	0.0024	mg/Kg dry	0.0240	ND	97.4		70-130	12.2	30	
sec-Butylbenzene	0.0239	0.0024	mg/Kg dry	0.0240	ND	99.7		70-130	9.41	30	
tert-Butylbenzene	0.0241	0.0024	mg/Kg dry	0.0240	ND	101		70-130	8.84	30	
Carbon Disulfide	0.0256	0.0072	mg/Kg dry	0.0240	ND	107		70-130	0.724	30	
Carbon Tetrachloride	0.0212	0.0024	mg/Kg dry	0.0240	ND	88.6		70-130	3.48	30	
Chlorobenzene	0.0242	0.0024	mg/Kg dry	0.0240	ND	101		70-130	4.54	30	
Chlorodibromomethane	0.0232	0.0012	mg/Kg dry	0.0240	ND	96.9		70-130	4.64	30	
Chloroethane	0.0258	0.024	mg/Kg dry	0.0240	ND	108		70-130	1.65	30	
Chloroform	0.0266	0.0048	mg/Kg dry	0.0240	ND	111		70-130	3.83	30	
Chloromethane	0.0189	0.012	mg/Kg dry	0.0240	ND	78.7		70-130	3.47	30	
2-Chlorotoluene	0.0235	0.0024	mg/Kg dry	0.0240	ND	98.0		70-130	7.69	30	
4-Chlorotoluene	0.0241	0.0024	mg/Kg dry	0.0240	ND	100		70-130	8.45	30	
1,2-Dibromo-3-chloropropane (DBCP)	0.0248	0.0048	mg/Kg dry	0.0240	ND	103		70-130	8.62	30	
1,2-Dibromoethane (EDB)	0.0273	0.0024	mg/Kg dry	0.0240	ND	114		70-130	2.17	30	
Dibromomethane	0.0274	0.0024	mg/Kg dry	0.0240	ND	114		70-130	4.35	30	
1,2-Dichlorobenzene	0.0235	0.0024	mg/Kg dry	0.0240	ND	97.9		70-130	9.57	30	
1,3-Dichlorobenzene	0.0235	0.0024	mg/Kg dry	0.0240	ND	98.0		70-130	9.22	30	
1,4-Dichlorobenzene	0.0234	0.0024	mg/Kg dry	0.0240	ND	97.6		70-130	12.2	30	
trans-1,4-Dichloro-2-butene	0.0253	0.0048	mg/Kg dry	0.0240	ND	106		70-130	4.23	30	
Dichlorodifluoromethane (Freon 12)	0.0197	0.024	mg/Kg dry	0.0240	ND	82.4		70-130	6.06	30	
1,1-Dichloroethane	0.0261	0.0024	mg/Kg dry	0.0240	ND	109		70-130	2.97	30	
1,2-Dichloroethane	0.0254	0.0024	mg/Kg dry	0.0240	ND	106		70-130	1.02	30	
1,1-Dichloroethylene	0.0263	0.0048	mg/Kg dry	0.0240	ND	110		70-130	0.158	30	
cis-1,2-Dichloroethylene	0.0260	0.0024	mg/Kg dry	0.0240	ND	109		70-130	2.99	30	
trans-1,2-Dichloroethylene	0.0263	0.0024	mg/Kg dry	0.0240	ND	110		70-130	3.48	30	
1,2-Dichloropropane	0.0266	0.0024	mg/Kg dry	0.0240	ND	111		70-130	3.12	30	
1,3-Dichloropropane	0.0286	0.0012	mg/Kg dry	0.0240	ND	120		70-130	3.78	30	
2,2-Dichloropropane	0.0230	0.0048	mg/Kg dry	0.0240	ND	96.0		70-130	5.48	30	
1,1-Dichloropropene	0.0260	0.0024	mg/Kg dry	0.0240	ND	108		70-130	6.59	30	
cis-1,3-Dichloropropene	0.0245	0.0012	mg/Kg dry	0.0240	ND	102		70-130	5.21	30	
trans-1,3-Dichloropropene	0.0270	0.0012	mg/Kg dry	0.0240	ND	113		70-130	5.23	30	
Ethylbenzene	0.0245	0.0024	mg/Kg dry	0.0240	ND	102		70-130	7.09	30	
Hexachlorobutadiene	0.0206	0.0024	mg/Kg dry	0.0240	ND	86.1		70-130	16.9	30	
2-Hexanone (MBK)	0.288	0.024	mg/Kg dry	0.240	ND	120		70-130	0.644	30	
Isopropylbenzene (Cumene)	0.0239	0.0024	mg/Kg dry	0.0240	ND	99.7		70-130	8.67	30	
p-Isopropyltoluene (p-Cymene)	0.0242	0.0024	mg/Kg dry	0.0240	ND	101		70-130	9.91	30	
Methyl tert-Butyl Ether (MTBE)	0.0317	0.0048	mg/Kg dry	0.0240	ND	**132**	*	70-130	0.0320	30	MS-15
Methylene Chloride	0.0307	0.024	mg/Kg dry	0.0240	ND	128		70-130	1.37	30	
4-Methyl-2-pentanone (MIBK)	0.293	0.024	mg/Kg dry	0.240	ND	122		70-130	0.226	30	
Naphthalene	0.0223	0.0048	mg/Kg dry	0.0240	ND	93.0		70-130	4.56	30	
n-Propylbenzene	0.0245	0.0024	mg/Kg dry	0.0240	ND	102		70-130	8.73	30	
Styrene	0.0244	0.0024	mg/Kg dry	0.0240	ND	102		70-130	6.80	30	
1,1,1,2-Tetrachloroethane	0.0231	0.0024	mg/Kg dry	0.0240	ND	96.3		70-130	4.81	30	
1,1,2,2-Tetrachloroethane	0.0273	0.0012	mg/Kg dry	0.0240	ND	114		70-130	4.94	30	

con-test® ANALYTICAL LABORATORY

39 Spruce Street * East Longmeadow, MA 01028 * FAX 413/525-6405 * TEL. 413/525-2332

QUALITY CONTROL

Volatile Organic Compounds by GC/MS - Quality Control

Analyte	Result	Reporting Limit	Units	Spike Level	Source Result	%REC	%REC Limits	RPD	RPD Limit	Notes
Batch B076814 - SW-846 5035										
Matrix Spike Dup (B076814-MSD1)		**Source: 13G0458-07**		Prepared & Analyzed: 07/16/13						
Tetrachloroethylene	0.0242	0.0024	mg/Kg dry	0.0240	0.00224	91.6	70-130	8.71	30	
Tetrahydrofuran	0.0305	0.012	mg/Kg dry	0.0240	ND	127	70-130	0.157	30	
Toluene	0.0250	0.0024	mg/Kg dry	0.0240	ND	104	70-130	5.04	30	
1,2,3-Trichlorobenzene	0.0190	0.012	mg/Kg dry	0.0240	ND	79.2	70-130	14.5	30	
1,2,4-Trichlorobenzene	0.0185	0.012	mg/Kg dry	0.0240	ND	77.3	70-130	18.5	30	
1,1,1-Trichloroethane	0.0229	0.0024	mg/Kg dry	0.0240	0.00444	77.0	70-130	4.57	30	
1,1,2-Trichloroethane	0.0271	0.0024	mg/Kg dry	0.0240	ND	113	70-130	4.45	30	
Trichloroethylene	0.0243	0.0024	mg/Kg dry	0.0240	ND	101	70-130	5.47	30	
Trichlorofluoromethane (Freon 11)	0.0257	0.012	mg/Kg dry	0.0240	ND	107	70-130	1.72	30	
1,2,3-Trichloropropane	0.0290	0.0024	mg/Kg dry	0.0240	ND	121	70-130	0.839	30	
1,1,2-Trichloro-1,2,2-trifluoroethane (Freon 113)	0.0282	0.012	mg/Kg dry	0.0240	ND	118	70-130	0.162	30	
1,2,4-Trimethylbenzene	0.0236	0.0024	mg/Kg dry	0.0240	ND	98.3	70-130	10.3	30	
1,3,5-Trimethylbenzene	0.0233	0.0024	mg/Kg dry	0.0240	ND	97.1	70-130	8.27	30	
Vinyl Chloride	0.0211	0.012	mg/Kg dry	0.0240	ND	87.9	70-130	3.40	30	
m+p Xylene	0.0492	0.0048	mg/Kg dry	0.0479	ND	103	70-130	7.72	30	
o-Xylene	0.0244	0.0024	mg/Kg dry	0.0240	ND	102	70-130	6.77	30	
Surrogate: 1,2-Dichloroethane-d4	*0.0654*		mg/Kg dry	0.0599		109	70-130			
Surrogate: Toluene-d8	*0.0602*		mg/Kg dry	0.0599		101	70-130			
Surrogate: 4-Bromofluorobenzene	*0.0606*		mg/Kg dry	0.0599		101	70-130			

con-test® ANALYTICAL LABORATORY

39 Spruce Street * East Longmeadow, MA 01028 * FAX 413/525-6405 * TEL. 413/525-2332

QUALITY CONTROL

Semivolatile Organic Compounds by GC/MS - Quality Control

Analyte	Result	Reporting Limit	Units	Spike Level	Source Result	%REC	%REC Limits	RPD	RPD Limit	Notes
Batch B076632 - SW-846 3546										
Blank (B076632-BLK1)				Prepared: 07/12/13 Analyzed: 07/16/13						
Acenaphthene	ND	0.17	mg/Kg wet							R-05
Acenaphthylene	ND	0.17	mg/Kg wet							R-05
Anthracene	ND	0.17	mg/Kg wet							R-05
Benzo(a)anthracene	ND	0.17	mg/Kg wet							R-05
Benzo(a)pyrene	ND	0.17	mg/Kg wet							R-05
Benzo(b)fluoranthene	ND	0.17	mg/Kg wet							R-05
Benzo(g,h,i)perylene	ND	0.17	mg/Kg wet							V-05
Benzo(k)fluoranthene	ND	0.17	mg/Kg wet							R-05
Chrysene	ND	0.17	mg/Kg wet							R-05
Dibenz(a,h)anthracene	ND	0.17	mg/Kg wet							R-05
Fluoranthene	ND	0.17	mg/Kg wet							R-05
Fluorene	ND	0.17	mg/Kg wet							R-05
Indeno(1,2,3-cd)pyrene	ND	0.17	mg/Kg wet							R-05
2-Methylnaphthalene	ND	0.17	mg/Kg wet							R-05
Naphthalene	ND	0.17	mg/Kg wet							R-05
Phenanthrene	ND	0.17	mg/Kg wet							R-05
Pyrene	ND	0.17	mg/Kg wet							
Surrogate: Nitrobenzene-d5	*1.61*		mg/Kg wet	3.33		48.4	30-130			
Surrogate: 2-Fluorobiphenyl	*1.96*		mg/Kg wet	3.33		58.9	30-130			
Surrogate: p-Terphenyl-d14	*2.17*		mg/Kg wet	3.33		65.0	30-130			
LCS (B076632-BS1)				Prepared: 07/12/13 Analyzed: 07/16/13						
Acenaphthene	1.34	0.17	mg/Kg wet	1.67		80.2	40-140			R-05
Acenaphthylene	1.36	0.17	mg/Kg wet	1.67		81.4	40-140			R-05
Anthracene	1.45	0.17	mg/Kg wet	1.67		87.1	40-140			R-05
Benzo(a)anthracene	1.48	0.17	mg/Kg wet	1.67		88.9	40-140			R-05
Benzo(a)pyrene	1.55	0.17	mg/Kg wet	1.67		93.2	40-140			R-05
Benzo(b)fluoranthene	1.59	0.17	mg/Kg wet	1.67		95.3	40-140			R-05
Benzo(g,h,i)perylene	1.43	0.17	mg/Kg wet	1.67		85.9	40-140			V-05
Benzo(k)fluoranthene	1.48	0.17	mg/Kg wet	1.67		88.8	40-140			R-05
Chrysene	1.35	0.17	mg/Kg wet	1.67		81.3	40-140			R-05
Dibenz(a,h)anthracene	1.50	0.17	mg/Kg wet	1.67		90.0	40-140			R-05
Fluoranthene	1.54	0.17	mg/Kg wet	1.67		92.6	40-140			R-05
Fluorene	1.41	0.17	mg/Kg wet	1.67		84.5	40-140			R-05
Indeno(1,2,3-cd)pyrene	1.55	0.17	mg/Kg wet	1.67		92.7	40-140			R-05
2-Methylnaphthalene	1.21	0.17	mg/Kg wet	1.67		72.6	40-140			R-05
Naphthalene	1.28	0.17	mg/Kg wet	1.67		76.9	40-140			R-05
Phenanthrene	1.44	0.17	mg/Kg wet	1.67		86.6	40-140			R-05
Pyrene	1.21	0.17	mg/Kg wet	1.67		72.4	40-140			
Surrogate: Nitrobenzene-d5	*2.41*		mg/Kg wet	3.33		72.2	30-130			
Surrogate: 2-Fluorobiphenyl	*2.68*		mg/Kg wet	3.33		80.3	30-130			
Surrogate: p-Terphenyl-d14	*2.67*		mg/Kg wet	3.33		80.0	30-130			

con-test® ANALYTICAL LABORATORY

39 Spruce Street * East Longmeadow, MA 01028 * FAX 413/525-6405 * TEL. 413/525-2332

QUALITY CONTROL

Semivolatile Organic Compounds by GC/MS - Quality Control

Analyte	Result	Reporting Limit	Units	Spike Level	Source Result	%REC	%REC Limits	RPD		RPD Limit	Notes
Batch B076632 - SW-846 3546											
LCS Dup (B076632-BSD1)				Prepared: 07/12/13 Analyzed: 07/13/13							
Acenaphthene	0.903	0.17	mg/Kg wet	1.67		54.2	40-140	**38.7**	*	30	R-05
Acenaphthylene	0.909	0.17	mg/Kg wet	1.67		54.5	40-140	**39.5**	*	30	R-05
Anthracene	1.00	0.17	mg/Kg wet	1.67		60.0	40-140	**36.9**	*	30	R-05
Benzo(a)anthracene	1.03	0.17	mg/Kg wet	1.67		61.6	40-140	**36.4**	*	30	R-05
Benzo(a)pyrene	1.07	0.17	mg/Kg wet	1.67		64.4	40-140	**36.6**	*	30	R-05
Benzo(b)fluoranthene	1.06	0.17	mg/Kg wet	1.67		63.6	40-140	**39.9**	*	30	R-05
Benzo(g,h,i)perylene	1.07	0.17	mg/Kg wet	1.67		64.1	40-140	29.0		30	
Benzo(k)fluoranthene	1.03	0.17	mg/Kg wet	1.67		61.8	40-140	**35.9**	*	30	R-05
Chrysene	0.983	0.17	mg/Kg wet	1.67		59.0	40-140	**31.8**	*	30	R-05
Dibenz(a,h)anthracene	1.09	0.17	mg/Kg wet	1.67		65.6	40-140	**31.4**	*	30	R-05
Fluoranthene	1.01	0.17	mg/Kg wet	1.67		60.5	40-140	**41.9**	*	30	R-05
Fluorene	0.955	0.17	mg/Kg wet	1.67		57.3	40-140	**38.4**	*	30	R-05
Indeno(1,2,3-cd)pyrene	1.12	0.17	mg/Kg wet	1.67		67.3	40-140	**31.8**	*	30	R-05
2-Methylnaphthalene	0.745	0.17	mg/Kg wet	1.67		44.7	40-140	**47.6**	*	30	R-05
Naphthalene	0.748	0.17	mg/Kg wet	1.67		44.9	40-140	**52.6**	*	30	R-05
Phenanthrene	0.987	0.17	mg/Kg wet	1.67		59.2	40-140	**37.6**	*	30	R-05
Pyrene	0.985	0.17	mg/Kg wet	1.67		59.1	40-140	20.2		30	
Surrogate: Nitrobenzene-d5	*1.35*		mg/Kg wet	3.33		40.5	30-130				
Surrogate: 2-Fluorobiphenyl	*1.71*		mg/Kg wet	3.33		51.3	30-130				
Surrogate: p-Terphenyl-d14	*2.17*		mg/Kg wet	3.33		65.2	30-130				
Matrix Spike (B076632-MS1)		**Source: 13G0458-04**		Prepared: 07/12/13 Analyzed: 07/13/13							
Acenaphthene	1.13	0.17	mg/Kg dry	1.71	ND	65.9	40-140				
Acenaphthylene	1.15	0.17	mg/Kg dry	1.71	ND	66.9	40-140				
Anthracene	1.29	0.17	mg/Kg dry	1.71	ND	75.1	40-140				
Benzo(a)anthracene	1.44	0.17	mg/Kg dry	1.71	ND	84.0	40-140				
Benzo(a)pyrene	1.40	0.17	mg/Kg dry	1.71	ND	81.8	40-140				
Benzo(b)fluoranthene	1.27	0.17	mg/Kg dry	1.71	ND	73.9	40-140				
Benzo(g,h,i)perylene	0.803	0.17	mg/Kg dry	1.71	ND	46.9	40-140				
Benzo(k)fluoranthene	1.47	0.17	mg/Kg dry	1.71	ND	85.6	40-140				
Chrysene	1.42	0.17	mg/Kg dry	1.71	ND	83.1	40-140				
Dibenz(a,h)anthracene	0.872	0.17	mg/Kg dry	1.71	ND	50.9	40-140				
Fluoranthene	1.56	0.17	mg/Kg dry	1.71	ND	90.8	40-140				
Fluorene	1.12	0.17	mg/Kg dry	1.71	ND	65.6	40-140				
Indeno(1,2,3-cd)pyrene	0.869	0.17	mg/Kg dry	1.71	ND	50.7	40-140				
2-Methylnaphthalene	0.830	0.17	mg/Kg dry	1.71	ND	48.4	40-140				R-06
Naphthalene	0.919	0.17	mg/Kg dry	1.71	ND	53.6	40-140				
Phenanthrene	1.35	0.17	mg/Kg dry	1.71	ND	78.8	40-140				
Pyrene	1.46	0.17	mg/Kg dry	1.71	ND	85.4	40-140				
Surrogate: Nitrobenzene-d5	*1.82*		mg/Kg dry	3.43		53.2	30-130				
Surrogate: 2-Fluorobiphenyl	*2.16*		mg/Kg dry	3.43		63.1	30-130				
Surrogate: p-Terphenyl-d14	*2.97*		mg/Kg dry	3.43		86.7	30-130				

con-test® ANALYTICAL LABORATORY

39 Spruce Street * East Longmeadow, MA 01028 * FAX 413/525-6405 * TEL. 413/525-2332

QUALITY CONTROL

Semivolatile Organic Compounds by GC/MS - Quality Control

Analyte	Result	Reporting Limit	Units	Spike Level	Source Result	%REC	%REC Limits	RPD		RPD Limit	Notes
Batch B076632 - SW-846 3546											
Matrix Spike Dup (B076632-MSD1)		**Source: 13G0458-04**		Prepared: 07/12/13 Analyzed: 07/13/13							
Acenaphthene	1.34	0.17	mg/Kg dry	1.68	ND	79.5	40-140	16.9		30	
Acenaphthylene	1.43	0.17	mg/Kg dry	1.68	ND	85.2	40-140	22.1		30	
Anthracene	1.44	0.17	mg/Kg dry	1.68	ND	86.0	40-140	11.6		30	
Benzo(a)anthracene	1.45	0.17	mg/Kg dry	1.68	ND	86.3	40-140	0.791		30	
Benzo(a)pyrene	1.52	0.17	mg/Kg dry	1.68	ND	90.4	40-140	7.99		30	
Benzo(b)fluoranthene	1.45	0.17	mg/Kg dry	1.68	ND	86.1	40-140	13.2		30	
Benzo(g,h,i)perylene	0.988	0.17	mg/Kg dry	1.68	ND	58.8	40-140	20.6		30	
Benzo(k)fluoranthene	1.52	0.17	mg/Kg dry	1.68	ND	90.6	40-140	3.65		30	
Chrysene	1.58	0.17	mg/Kg dry	1.68	ND	93.9	40-140	10.2		30	
Dibenz(a,h)anthracene	1.12	0.17	mg/Kg dry	1.68	ND	66.7	40-140	24.9		30	
Fluoranthene	1.51	0.17	mg/Kg dry	1.68	ND	89.8	40-140	3.15		30	
Fluorene	1.38	0.17	mg/Kg dry	1.68	ND	82.1	40-140	20.4		30	
Indeno(1,2,3-cd)pyrene	1.06	0.17	mg/Kg dry	1.68	ND	63.3	40-140	20.0		30	
2-Methylnaphthalene	1.24	0.17	mg/Kg dry	1.68	ND	73.8	40-140	**39.6**	*	30	R-06
Naphthalene	1.23	0.17	mg/Kg dry	1.68	ND	73.3	40-140	29.1		30	
Phenanthrene	1.44	0.17	mg/Kg dry	1.68	ND	85.5	40-140	6.18		30	
Pyrene	1.56	0.17	mg/Kg dry	1.68	ND	93.0	40-140	6.52		30	
Surrogate: Nitrobenzene-d5	*2.81*		mg/Kg dry	3.36		83.5	30-130				
Surrogate: 2-Fluorobiphenyl	*2.58*		mg/Kg dry	3.36		76.9	30-130				
Surrogate: p-Terphenyl-d14	*3.39*		mg/Kg dry	3.36		101	30-130				

con-test® ANALYTICAL LABORATORY

39 Spruce Street * East Longmeadow, MA 01028 * FAX 413/525-6405 * TEL. 413/525-2332

QUALITY CONTROL

Polychlorinated Biphenyls By GC/ECD - Quality Control

Analyte	Result	Reporting Limit	Units	Spike Level	Source Result	%REC	%REC Limits	RPD	RPD Limit	Notes
Batch B076732 - SW-846 3546										
Blank (B076732-BLK1)				Prepared & Analyzed: 07/15/13						
Aroclor-1016	ND	0.020	mg/Kg wet							
Aroclor-1016 [2C]	ND	0.020	mg/Kg wet							
Aroclor-1221	ND	0.020	mg/Kg wet							
Aroclor-1221 [2C]	ND	0.020	mg/Kg wet							
Aroclor-1232	ND	0.020	mg/Kg wet							
Aroclor-1232 [2C]	ND	0.020	mg/Kg wet							
Aroclor-1242	ND	0.020	mg/Kg wet							
Aroclor-1242 [2C]	ND	0.020	mg/Kg wet							
Aroclor-1248	ND	0.020	mg/Kg wet							
Aroclor-1248 [2C]	ND	0.020	mg/Kg wet							
Aroclor-1254	ND	0.020	mg/Kg wet							
Aroclor-1254 [2C]	ND	0.020	mg/Kg wet							
Aroclor-1260	ND	0.020	mg/Kg wet							
Aroclor-1260 [2C]	ND	0.020	mg/Kg wet							
Aroclor-1262	ND	0.020	mg/Kg wet							
Aroclor-1262 [2C]	ND	0.020	mg/Kg wet							
Aroclor-1268	ND	0.020	mg/Kg wet							
Aroclor-1268 [2C]	ND	0.020	mg/Kg wet							
Surrogate: Decachlorobiphenyl	*0.186*		mg/Kg wet	0.200		93.1	30-150			
Surrogate: Decachlorobiphenyl [2C]	*0.182*		mg/Kg wet	0.200		90.9	30-150			
Surrogate: Tetrachloro-m-xylene	*0.173*		mg/Kg wet	0.200		86.5	30-150			
Surrogate: Tetrachloro-m-xylene [2C]	*0.183*		mg/Kg wet	0.200		91.3	30-150			
LCS (B076732-BS1)				Prepared & Analyzed: 07/15/13						
Aroclor-1016	0.19	0.10	mg/Kg wet	0.200		93.2	40-140			
Aroclor-1016 [2C]	0.18	0.10	mg/Kg wet	0.200		88.8	40-140			
Aroclor-1260	0.18	0.10	mg/Kg wet	0.200		88.9	40-140			
Aroclor-1260 [2C]	0.17	0.10	mg/Kg wet	0.200		86.4	40-140			
Surrogate: Decachlorobiphenyl	*0.180*		mg/Kg wet	0.200		90.0	30-150			
Surrogate: Decachlorobiphenyl [2C]	*0.174*		mg/Kg wet	0.200		86.8	30-150			
Surrogate: Tetrachloro-m-xylene	*0.178*		mg/Kg wet	0.200		89.0	30-150			
Surrogate: Tetrachloro-m-xylene [2C]	*0.173*		mg/Kg wet	0.200		86.6	30-150			
LCS Dup (B076732-BSD1)				Prepared & Analyzed: 07/15/13						
Aroclor-1016	0.22	0.10	mg/Kg wet	0.200		112	40-140	18.0	30	
Aroclor-1016 [2C]	0.21	0.10	mg/Kg wet	0.200		105	40-140	17.0	30	
Aroclor-1260	0.21	0.10	mg/Kg wet	0.200		107	40-140	18.5	30	
Aroclor-1260 [2C]	0.21	0.10	mg/Kg wet	0.200		103	40-140	17.5	30	
Surrogate: Decachlorobiphenyl	*0.205*		mg/Kg wet	0.200		103	30-150			
Surrogate: Decachlorobiphenyl [2C]	*0.195*		mg/Kg wet	0.200		97.4	30-150			
Surrogate: Tetrachloro-m-xylene	*0.204*		mg/Kg wet	0.200		102	30-150			
Surrogate: Tetrachloro-m-xylene [2C]	*0.198*		mg/Kg wet	0.200		99.2	30-150			

con-test® ANALYTICAL LABORATORY

39 Spruce Street * East Longmeadow, MA 01028 * FAX 413/525-6405 * TEL. 413/525-2332

QUALITY CONTROL

Polychlorinated Biphenyls By GC/ECD - Quality Control

Analyte	Result	Reporting Limit	Units	Spike Level	Source Result	%REC	%REC Limits	RPD	RPD Limit	Notes
Batch B076732 - SW-846 3546										
Matrix Spike (B076732-MS1)		**Source: 13G0458-07**		Prepared: 07/15/13 Analyzed: 07/16/13						
Aroclor-1016	0.22	0.11	mg/Kg dry	0.223	ND	98.3	40-140			
Aroclor-1016 [2C]	0.22	0.11	mg/Kg dry	0.223	ND	101	40-140			
Aroclor-1260	0.22	0.11	mg/Kg dry	0.223	ND	96.8	40-140			
Aroclor-1260 [2C]	0.21	0.11	mg/Kg dry	0.223	ND	94.6	40-140			
Surrogate: Decachlorobiphenyl	*0.222*		mg/Kg dry	0.223		99.5	30-150			
Surrogate: Decachlorobiphenyl [2C]	*0.204*		mg/Kg dry	0.223		91.6	30-150			
Surrogate: Tetrachloro-m-xylene	*0.221*		mg/Kg dry	0.223		99.0	30-150			
Surrogate: Tetrachloro-m-xylene [2C]	*0.219*		mg/Kg dry	0.223		98.2	30-150			
Matrix Spike Dup (B076732-MSD1)		**Source: 13G0458-07**		Prepared: 07/15/13 Analyzed: 07/16/13						
Aroclor-1016	0.20	0.11	mg/Kg dry	0.215	ND	95.5	40-140	6.70	30	
Aroclor-1016 [2C]	0.21	0.11	mg/Kg dry	0.215	ND	98.6	40-140	6.07	30	
Aroclor-1260	0.20	0.11	mg/Kg dry	0.215	ND	95.0	40-140	5.77	30	
Aroclor-1260 [2C]	0.20	0.11	mg/Kg dry	0.215	ND	92.9	40-140	5.61	30	
Surrogate: Decachlorobiphenyl	*0.204*		mg/Kg dry	0.215		95.3	30-150			
Surrogate: Decachlorobiphenyl [2C]	*0.195*		mg/Kg dry	0.215		91.0	30-150			
Surrogate: Tetrachloro-m-xylene	*0.208*		mg/Kg dry	0.215		96.9	30-150			
Surrogate: Tetrachloro-m-xylene [2C]	*0.206*		mg/Kg dry	0.215		95.8	30-150			

con-test® ANALYTICAL LABORATORY

39 Spruce Street * East Longmeadow, MA 01028 * FAX 413/525-6405 * TEL. 413/525-2332

QUALITY CONTROL

Petroleum Hydrocarbons Analyses - Quality Control

Analyte	Result	Reporting Limit	Units	Spike Level	Source Result	%REC		%REC Limits	RPD	RPD Limit	Notes
Batch B076652 - SW-846 3546											
Blank (B076652-BLK1)				Prepared: 07/12/13	Analyzed: 07/15/13						
CT ETPH	ND	10	mg/Kg wet								
Surrogate: o-Terphenyl	*2.43*		mg/Kg wet	3.33		72.8		50-150			
LCS (B076652-BS2)				Prepared: 07/12/13	Analyzed: 07/15/13						
CT ETPH	21.8	10	mg/Kg wet	33.3		65.5		60-120			
Surrogate: o-Terphenyl	*1.87*		mg/Kg wet	3.33		56.2		50-150			
Matrix Spike (B076652-MS2)	**Source: 13G0458-07**			Prepared: 07/12/13	Analyzed: 07/17/13						
CT ETPH	187	56	mg/Kg dry	37.5	190	**-9.47**	*	50-150			MS-22
Surrogate: o-Terphenyl	*2.06*		mg/Kg dry	3.75		54.8		50-150			
Matrix Spike Dup (B076652-MSD2)	**Source: 13G0458-07**			Prepared: 07/12/13	Analyzed: 07/17/13						
CT ETPH	210	56	mg/Kg dry	37.5	190	51.5		50-150	11.5	30	
Surrogate: o-Terphenyl	*2.73*		mg/Kg dry	3.75		72.7		50-150			

con-test® ANALYTICAL LABORATORY

39 Spruce Street * East Longmeadow, MA 01028 * FAX 413/525-6405 * TEL. 413/525-2332

QUALITY CONTROL

Metals Analyses (Total) - Quality Control

Analyte	Result	Reporting Limit	Units	Spike Level	Source Result	%REC	%REC Limits	RPD	RPD Limit	Notes
Batch B076591 - SW-846 3050B										
Blank (B076591-BLK1)				Prepared: 07/12/13 Analyzed: 07/15/13						
Antimony	ND	2.5	mg/Kg wet							
Arsenic	ND	2.5	mg/Kg wet							
Beryllium	ND	0.25	mg/Kg wet							
Cadmium	ND	0.25	mg/Kg wet							
Chromium	ND	0.50	mg/Kg wet							
Copper	ND	0.50	mg/Kg wet							
Lead	ND	0.75	mg/Kg wet							
Nickel	ND	0.50	mg/Kg wet							
Selenium	ND	5.0	mg/Kg wet							
Silver	ND	0.50	mg/Kg wet							
Thallium	ND	2.5	mg/Kg wet							
Zinc	ND	1.0	mg/Kg wet							
LCS (B076591-BS1)				Prepared: 07/12/13 Analyzed: 07/15/13						
Antimony	96.0	5.0	mg/Kg wet	106		90.6	8.2-218.9			
Arsenic	190	5.0	mg/Kg wet	182		105	83-117.6			
Beryllium	107	0.50	mg/Kg wet	98.3		109	83.9-116			
Cadmium	63.9	0.50	mg/Kg wet	60.4		106	83.1-116.9			
Chromium	132	1.0	mg/Kg wet	125		105	81.6-117.6			
Copper	87.8	1.0	mg/Kg wet	80.1		110	83.8-116.1			
Lead	132	1.5	mg/Kg wet	136		97.3	82.4-117.8			
Nickel	130	1.0	mg/Kg wet	128		102	84.4-115.6			
Selenium	90.0	10	mg/Kg wet	85.9		105	80-120			
Silver	56.3	1.0	mg/Kg wet	61.3		91.8	66.2-133.8			
Thallium	141	5.0	mg/Kg wet	144		97.9	81.2-118.8			
Zinc	206	2.0	mg/Kg wet	204		101	81.9-117.6			
LCS Dup (B076591-BSD1)				Prepared: 07/12/13 Analyzed: 07/15/13						
Antimony	99.0	5.0	mg/Kg wet	106		93.4	8.2-218.9	3.11	30	
Arsenic	185	5.0	mg/Kg wet	182		102	83-117.6	2.64	30	
Beryllium	104	0.50	mg/Kg wet	98.3		106	83.9-116	3.04	30	
Cadmium	61.5	0.50	mg/Kg wet	60.4		102	83.1-116.9	3.83	30	
Chromium	129	1.0	mg/Kg wet	125		103	81.6-117.6	2.32	30	
Copper	85.1	1.0	mg/Kg wet	80.1		106	83.8-116.1	3.08	30	
Lead	129	1.5	mg/Kg wet	136		94.9	82.4-117.8	2.59	30	
Nickel	127	1.0	mg/Kg wet	128		99.0	84.4-115.6	2.87	30	
Selenium	86.7	10	mg/Kg wet	85.9		101	80-120	3.75	30	
Silver	55.1	1.0	mg/Kg wet	61.3		89.9	66.2-133.8	2.04	30	
Thallium	139	5.0	mg/Kg wet	144		96.3	81.2-118.8	1.69	30	
Zinc	199	2.0	mg/Kg wet	204		97.7	81.9-117.6	3.08	30	
Duplicate (B076591-DUP1)		**Source: 13G0458-07**		Prepared: 07/12/13 Analyzed: 07/15/13						
Antimony	ND	2.6	mg/Kg dry		ND			NC	35	
Arsenic	ND	2.6	mg/Kg dry		ND			NC	35	
Beryllium	ND	0.26	mg/Kg dry		ND			NC	35	
Cadmium	0.362	0.26	mg/Kg dry		0.395			8.88	35	
Chromium	10.4	0.53	mg/Kg dry		14.7			34.5	35	
Copper	66.0	0.53	mg/Kg dry		83.6			23.5	35	
Nickel	14.0	0.53	mg/Kg dry		13.4			4.64	35	
Selenium	ND	5.3	mg/Kg dry		ND			NC	35	
Silver	ND	0.53	mg/Kg dry		ND			NC	35	
Thallium	ND	2.6	mg/Kg dry		ND			NC	35	
Zinc	57.1	1.1	mg/Kg dry		52.3			8.89	35	

con-test® ANALYTICAL LABORATORY

39 Spruce Street * East Longmeadow, MA 01028 * FAX 413/525-6405 * TEL. 413/525-2332

QUALITY CONTROL

Metals Analyses (Total) - Quality Control

Analyte	Result	Reporting Limit	Units	Spike Level	Source Result	%REC		%REC Limits	RPD	RPD Limit	Notes
Batch B076591 - SW-846 3050B											
MRL Check (B076591-MRL1)				Prepared: 07/12/13 Analyzed: 07/15/13							
Lead	0.768	0.74	mg/Kg wet	0.741		104		80-120			
Matrix Spike (B076591-MS1)		**Source: 13G0458-07**		Prepared: 07/12/13 Analyzed: 07/15/13							
Antimony	9.26	2.8	mg/Kg dry	28.1	ND	**32.9**	*	75-125			MS-07A
Arsenic	28.5	2.8	mg/Kg dry	28.1	ND	101		75-125			
Beryllium	29.0	0.28	mg/Kg dry	28.1	ND	103		75-125			
Cadmium	28.5	0.28	mg/Kg dry	28.1	0.395	99.9		75-125			
Chromium	39.1	0.56	mg/Kg dry	28.1	14.7	86.9		75-125			
Copper	107	0.56	mg/Kg dry	28.1	83.6	82.9		75-125			
Nickel	41.8	0.56	mg/Kg dry	28.1	13.4	101		75-125			
Selenium	28.1	5.6	mg/Kg dry	28.1	0.871	96.7		75-125			
Silver	25.8	0.56	mg/Kg dry	28.1	ND	91.6		75-125			
Thallium	25.4	2.8	mg/Kg dry	28.1	ND	90.2		75-125			
Zinc	85.0	1.1	mg/Kg dry	28.1	52.3	116		75-125			
Matrix Spike Dup (B076591-MSD1)		**Source: 13G0458-07**		Prepared: 07/12/13 Analyzed: 07/15/13							
Antimony	9.69	2.7	mg/Kg dry	26.9	ND	**36.0**	*	75-125	4.53	35	MS-07A
Arsenic	26.7	2.7	mg/Kg dry	26.9	ND	99.1		75-125	6.79	35	
Beryllium	26.9	0.27	mg/Kg dry	26.9	ND	99.9		75-125	7.48	35	
Cadmium	26.8	0.27	mg/Kg dry	26.9	0.395	98.0		75-125	6.24	35	
Chromium	35.9	0.54	mg/Kg dry	26.9	14.7	78.7		75-125	8.70	35	
Copper	77.8	0.54	mg/Kg dry	26.9	83.6	**-21.7**	*	75-125	31.6	35	MS-22
Nickel	41.5	0.54	mg/Kg dry	26.9	13.4	104		75-125	0.896	35	
Selenium	26.3	5.4	mg/Kg dry	26.9	0.871	94.3		75-125	6.64	35	
Silver	24.5	0.54	mg/Kg dry	26.9	ND	91.2		75-125	4.80	35	
Thallium	25.0	2.7	mg/Kg dry	26.9	ND	92.9		75-125	1.43	35	
Zinc	72.8	1.1	mg/Kg dry	26.9	52.3	76.3		75-125	15.5	35	
Batch B076602 - SW-846 3050B											
Blank (B076602-BLK1)				Prepared: 07/12/13 Analyzed: 07/15/13							
Antimony	ND	2.5	mg/Kg wet								
Arsenic	ND	2.5	mg/Kg wet								
Beryllium	ND	0.25	mg/Kg wet								
Cadmium	ND	0.25	mg/Kg wet								
Chromium	ND	0.50	mg/Kg wet								
Copper	ND	0.50	mg/Kg wet								
Lead	ND	0.75	mg/Kg wet								
Nickel	ND	0.50	mg/Kg wet								
Selenium	ND	5.0	mg/Kg wet								
Silver	ND	0.50	mg/Kg wet								
Thallium	ND	2.5	mg/Kg wet								
Zinc	ND	1.0	mg/Kg wet								

con-test® ANALYTICAL LABORATORY

39 Spruce Street * East Longmeadow, MA 01028 * FAX 413/525-6405 * TEL. 413/525-2332

QUALITY CONTROL

Metals Analyses (Total) - Quality Control

Analyte	Result	Reporting Limit	Units	Spike Level	Source Result	%REC	%REC Limits	RPD	RPD Limit	Notes
Batch B076602 - SW-846 3050B										
LCS (B076602-BS1)				Prepared: 07/12/13 Analyzed: 07/15/13						
Antimony	104	5.0	mg/Kg wet	106		97.8	8.2-218.9			
Arsenic	197	5.0	mg/Kg wet	182		108	83-117.6			
Beryllium	110	0.50	mg/Kg wet	98.3		111	83.9-116			
Cadmium	66.0	0.50	mg/Kg wet	60.4		109	83.1-116.9			
Chromium	140	1.0	mg/Kg wet	125		112	81.6-117.6			
Copper	92.3	1.0	mg/Kg wet	80.1		115	83.8-116.1			
Lead	143	1.5	mg/Kg wet	136		105	82.4-117.8			
Nickel	135	1.0	mg/Kg wet	128		106	84.4-115.6			
Selenium	92.1	10	mg/Kg wet	85.9		107	80-120			
Silver	59.5	1.0	mg/Kg wet	61.3		97.0	66.2-133.8			
Thallium	147	5.0	mg/Kg wet	144		102	81.2-118.8			
Zinc	215	2.0	mg/Kg wet	204		105	81.9-117.6			
LCS Dup (B076602-BSD1)				Prepared: 07/12/13 Analyzed: 07/15/13						
Antimony	99.7	5.0	mg/Kg wet	106		94.1	8.2-218.9	3.92	30	
Arsenic	189	5.0	mg/Kg wet	182		104	83-117.6	4.14	30	
Beryllium	106	0.50	mg/Kg wet	98.3		108	83.9-116	3.55	30	
Cadmium	63.7	0.50	mg/Kg wet	60.4		106	83.1-116.9	3.56	30	
Chromium	132	1.0	mg/Kg wet	125		106	81.6-117.6	5.96	30	
Copper	87.5	1.0	mg/Kg wet	80.1		109	83.8-116.1	5.37	30	
Lead	131	1.5	mg/Kg wet	136		96.7	82.4-117.8	8.71	30	
Nickel	130	1.0	mg/Kg wet	128		101	84.4-115.6	4.10	30	
Selenium	87.6	10	mg/Kg wet	85.9		102	80-120	5.07	30	
Silver	56.4	1.0	mg/Kg wet	61.3		92.0	66.2-133.8	5.25	30	
Thallium	141	5.0	mg/Kg wet	144		97.6	81.2-118.8	4.79	30	
Zinc	206	2.0	mg/Kg wet	204		101	81.9-117.6	3.87	30	
MRL Check (B076602-MRL1)				Prepared: 07/12/13 Analyzed: 07/15/13						
Lead	0.734	0.74	mg/Kg wet	0.744		98.7	80-120			
Batch B076603 - SW-846 7471										
Blank (B076603-BLK1)				Prepared: 07/12/13 Analyzed: 07/15/13						
Mercury	ND	0.025	mg/Kg wet							
LCS (B076603-BS1)				Prepared: 07/12/13 Analyzed: 07/15/13						
Mercury	3.32	0.33	mg/Kg wet	4.05		82.0	71.6-128.1			
LCS Dup (B076603-BSD1)				Prepared: 07/12/13 Analyzed: 07/15/13						
Mercury	3.96	0.33	mg/Kg wet	4.05		97.9	71.6-128.1	17.7	30	
Matrix Spike (B076603-MS2)		**Source: 13G0458-07**		Prepared: 07/12/13 Analyzed: 07/15/13						
Mercury	0.179	0.027	mg/Kg dry	0.182	0.00699	94.6	75-125			

con-test® ANALYTICAL LABORATORY

39 Spruce Street * East Longmeadow, MA 01028 * FAX 413/525-6405 * TEL. 413/525-2332

QUALITY CONTROL

Metals Analyses (Total) - Quality Control

Analyte	Result	Reporting Limit	Units	Spike Level	Source Result	%REC	%REC Limits	RPD	RPD Limit	Notes
Batch B076603 - SW-846 7471										
Matrix Spike Dup (B076603-MSD2)		**Source: 13G0458-07**		Prepared: 07/12/13 Analyzed: 07/15/13						
Mercury	0.179	0.028	mg/Kg dry	0.188	0.00699	91.6	75-125	0.0627	35	
Batch B076844 - SW-846 3050B										
Blank (B076844-BLK1)				Prepared: 07/16/13 Analyzed: 07/17/13						
Antimony	ND	2.5	mg/Kg wet							
Lead	ND	0.75	mg/Kg wet							
LCS (B076844-BS1)				Prepared: 07/16/13 Analyzed: 07/17/13						
Antimony	115	5.0	mg/Kg wet	106		108	8.2-218.9			
Lead	137	1.5	mg/Kg wet	136		101	82.4-117.8			
LCS Dup (B076844-BSD1)				Prepared: 07/16/13 Analyzed: 07/17/13						
Antimony	112	5.0	mg/Kg wet	106		106	8.2-218.9	1.84	30	
Lead	138	1.5	mg/Kg wet	136		102	82.4-117.8	0.416	30	
Duplicate (B076844-DUP1)		**Source: 13G0458-07RE1**		Prepared: 07/16/13 Analyzed: 07/17/13						
Lead	17.2	0.83	mg/Kg dry		16.6			3.56	35	
MRL Check (B076844-MRL1)				Prepared: 07/16/13 Analyzed: 07/17/13						
Lead	0.818	0.70	mg/Kg wet	0.704		116	80-120			
Matrix Spike (B076844-MS1)		**Source: 13G0458-07RE1**		Prepared: 07/16/13 Analyzed: 07/17/13						
Lead	40.6	0.81	mg/Kg dry	26.9	16.6	89.2	75-125			
Matrix Spike Dup (B076844-MSD1)		**Source: 13G0458-07RE1**		Prepared: 07/16/13 Analyzed: 07/17/13						
Lead	42.0	0.83	mg/Kg dry	27.7	16.6	91.5	75-125	3.34	35	

39 Spruce Street * East Longmeadow, MA 01028 * FAX 413/525-6405 * TEL. 413/525-2332

QUALITY CONTROL

Conventional Chemistry Parameters by EPA/APHA/SW-846 Methods (Total) - Quality Control

Analyte	Result	Reporting Limit	Units	Spike Level	Source Result	%REC	%REC Limits	RPD	RPD Limit	Notes
Batch B076624 - % Solids										
Duplicate (B076624-DUP1)		**Source: 13G0458-01**		Prepared & Analyzed: 07/12/13						
% Solids	84.8		% Wt		77.0			9.64	20	

con-test® ANALYTICAL LABORATORY

39 Spruce Street * East Longmeadow, MA 01028 * FAX 413/525-6405 * TEL. 413/525-2332

QUALITY CONTROL

SPLP - Metals Analyses - Quality Control

Analyte	Result	Reporting Limit	Units	Spike Level	Source Result	%REC		%REC Limits	RPD	RPD Limit	Notes
Batch B076788 - SW-846 7470A Prep											
Blank (B076788-BLK1)				Prepared & Analyzed: 07/16/13							
Mercury	ND	0.00010	mg/L								
LCS (B076788-BS1)				Prepared & Analyzed: 07/16/13							
Mercury	0.00187	0.00010	mg/L	0.00200		93.3		80-120			
LCS Dup (B076788-BSD1)				Prepared & Analyzed: 07/16/13							
Mercury	0.00180	0.00010	mg/L	0.00200		89.8		80-120	3.79	20	
Matrix Spike (B076788-MS2)		**Source: 13G0458-07**		Prepared & Analyzed: 07/16/13							
Mercury	0.00186	0.00010	mg/L	0.00200	ND	93.2		75-125			
Matrix Spike Dup (B076788-MSD2)		**Source: 13G0458-07**		Prepared & Analyzed: 07/16/13							
Mercury	0.00187	0.00010	mg/L	0.00200	ND	93.5		75-125	0.284	20	
Batch B076790 - SW-846 3010A											
Blank (B076790-BLK1)				Prepared: 07/16/13 Analyzed: 07/17/13							
Antimony	ND	5.0	µg/L								
Arsenic	ND	2.0	µg/L								
Beryllium	ND	2.0	µg/L								
Cadmium	ND	2.5	µg/L								
Chromium	ND	5.0	µg/L								
Copper	ND	25	µg/L								
Lead	ND	5.0	µg/L								
Nickel	ND	25	µg/L								
Selenium	ND	25	µg/L								
Silver	ND	2.5	µg/L								
Thallium	ND	1.0	µg/L								
Zinc	ND	50	µg/L								
LCS (B076790-BS1)				Prepared: 07/16/13 Analyzed: 07/17/13							
Antimony	254	5.0	µg/L	250		102		80-120			
Arsenic	258	2.0	µg/L	250		103		80-120			
Beryllium	268	2.0	µg/L	250		107		80-120			
Cadmium	257	2.5	µg/L	250		103		80-120			
Chromium	230	5.0	µg/L	250		92.1		80-120			
Copper	236	25	µg/L	250		94.5		80-120			
Lead	248	5.0	µg/L	250		99.3		80-120			
Nickel	231	25	µg/L	250		92.3		80-120			
Selenium	268	25	µg/L	250		107		80-120			
Silver	199	2.5	µg/L	250		**79.8**	*	80-120			L-07
Thallium	237	1.0	µg/L	250		94.7		80-120			
Zinc	272	50	µg/L	250		109		80-120			

con-test® ANALYTICAL LABORATORY

39 Spruce Street * East Longmeadow, MA 01028 * FAX 413/525-6405 * TEL. 413/525-2332

QUALITY CONTROL

SPLP - Metals Analyses - Quality Control

Analyte	Result	Reporting Limit	Units	Spike Level	Source Result	%REC	%REC Limits	RPD	RPD Limit	Notes
Batch B076790 - SW-846 3010A										
LCS Dup (B076790-BSD1)				Prepared: 07/16/13 Analyzed: 07/17/13						
Antimony	259	5.0	µg/L	250		104	80-120	1.93	20	
Arsenic	266	2.0	µg/L	250		106	80-120	2.89	20	
Beryllium	272	2.0	µg/L	250		109	80-120	1.33	20	
Cadmium	259	2.5	µg/L	250		103	80-120	0.711	20	
Chromium	243	5.0	µg/L	250		97.0	80-120	5.19	20	
Copper	250	25	µg/L	250		100	80-120	5.78	20	
Lead	255	5.0	µg/L	250		102	80-120	2.50	20	
Nickel	243	25	µg/L	250		97.1	80-120	4.99	20	
Selenium	283	25	µg/L	250		113	80-120	5.32	20	
Silver	225	2.5	µg/L	250		89.9	80-120	12.0	20	
Thallium	243	1.0	µg/L	250		97.1	80-120	2.56	20	
Zinc	285	50	µg/L	250		114	80-120	4.74	20	
Matrix Spike (B076790-MS2)		**Source: 13G0458-07**		Prepared: 07/16/13 Analyzed: 07/17/13						
Antimony	259	5.0	µg/L	250	ND	104	75-125			
Arsenic	266	2.0	µg/L	250	ND	107	75-125			
Beryllium	274	2.0	µg/L	250	0.544	109	75-125			
Cadmium	260	2.5	µg/L	250	0.822	104	75-125			
Chromium	234	5.0	µg/L	250	ND	93.6	75-125			
Copper	461	25	µg/L	250	224	94.7	75-125			
Lead	260	5.0	µg/L	250	8.40	101	75-125			
Nickel	253	25	µg/L	250	8.93	97.4	75-125			
Selenium	283	25	µg/L	250	ND	113	75-125			
Silver	232	2.5	µg/L	250	1.29	92.5	75-125			
Thallium	244	1.0	µg/L	250	0.222	97.5	75-125			
Zinc	365	50	µg/L	250	90.1	110	75-125			
Matrix Spike Dup (B076790-MSD2)		**Source: 13G0458-07**		Prepared: 07/16/13 Analyzed: 07/17/13						
Antimony	268	5.0	µg/L	250	ND	107	75-125	3.29	20	
Arsenic	274	2.0	µg/L	250	ND	110	75-125	3.00	20	
Beryllium	286	2.0	µg/L	250	0.544	114	75-125	4.16	20	
Cadmium	267	2.5	µg/L	250	0.822	107	75-125	2.74	20	
Chromium	243	5.0	µg/L	250	ND	97.4	75-125	3.96	20	
Copper	468	25	µg/L	250	224	97.4	75-125	1.46	20	
Lead	266	5.0	µg/L	250	8.40	103	75-125	2.12	20	
Nickel	250	25	µg/L	250	8.93	96.5	75-125	0.972	20	
Selenium	289	25	µg/L	250	ND	115	75-125	1.95	20	
Silver	246	2.5	µg/L	250	1.29	97.7	75-125	5.47	20	
Thallium	249	1.0	µg/L	250	0.222	99.6	75-125	2.15	20	
Zinc	370	50	µg/L	250	90.1	112	75-125	1.33	20	

39 Spruce Street * East Longmeadow, MA 01028 * FAX 413/525-6405 * TEL. 413/525-2332

FLAG/QUALIFIER SUMMARY

*	QC result is outside of established limits.
†	Wide recovery limits established for difficult compound.
‡	Wide RPD limits established for difficult compound.
#	Data exceeded client recommended or regulatory level
	Percent recoveries and relative percent differences (RPDs) are determined by the software using values in the calculation which have not been rounded.
DL-03	Elevated reporting limit due to matrix.
DL-04	Elevated reporting limit due to high concentration of an interfering analyte(s).
L-03	Laboratory fortified blank/laboratory control sample recovery is outside of control limits. Reported value for this compound is likely to be biased on the low side.
L-05	Laboratory fortified blank/laboratory control sample recovery is outside of control limits. Reported value for this compound is likely to be biased on the high side.
L-07	Either laboratory fortified blank/laboratory control sample or duplicate recovery is outside of control limits, but the other is within limits. RPD between the two LFB/LCS results is within method specified criteria.
MS-07A	Matrix spike and spike duplicate recovery is outside of control limits. Analysis is in control based on laboratory fortified blank recovery. Possiblity of matrix effects that lead to low bias or non-homogeneous sample aliquot cannot be eliminated.
MS-15	Matrix spike and matrix spike duplicate recoveries are outside of control limits. Data validation is not affected since results for this compound in this sample are "not detected", and recovery bias is on the high side.
MS-22	Either matrix spike or MS duplicate is outside of control limits, but the other is within limits. RPD between the two MS/MSD results is within method specified criteria.
MS-24	Either matrix spike or matrix spike duplicate is outside of control limits, but the other is within limits. Analysis is in control based on laboratory fortified blank recovery.
R-05	Laboratory fortified blank duplicate RPD is outside of control limits. Reduced precision is anticipated for any reported value for this compound.
R-06	Matrix spike duplicate RPD is outside of control limits. Reduced precision is anticipated for reported result for this compound in this sample.
V-05	Continuing calibration did not meet method specifications and was biased on the low side for this compound. Increased uncertainty is associated with the reported value which is likely to be biased on the low side.
V-06	Continuing calibration did not meet method specifications and was biased on the high side for this compound. Increased uncertainty is associated with the reported value which is likely to be biased on the high side.
V-20	Continuing calibration did not meet method specifications and was biased on the high side. Data validation is not affected since sample result was "not detected" for this compound.
Z-01	Continuing calibration blank did not meet method specified criteria. Data is not affected since all associated samples were >10x the level of contamination.

con-test® ANALYTICAL LABORATORY

39 Spruce Street * East Longmeadow, MA 01028 * FAX 413/525-6405 * TEL. 413/525-2332

CERTIFICATIONS

Certified Analyses included in this Report

Analyte	Certifications
CTDEP ETPH in Soil	
CT ETPH	CT
SW-846 6010C in Soil	
Antimony	CT,NH,NY,NC,ME,VA
Arsenic	CT,NH,NY,ME,NC,VA
Beryllium	CT,NH,NY,ME,NC,VA
Cadmium	CT,NH,NY,ME,NC,VA
Chromium	CT,NH,NY,ME,NC,VA
Copper	CT,NH,NY,ME,NC,VA
Lead	CT,NH,NY,AIHA,ME,NC,VA
Nickel	CT,NH,NY,ME,NC,VA
Selenium	CT,NH,NY,ME,NC,VA
Silver	CT,NH,NY,ME,NC,VA
Thallium	CT,NH,NY,ME,NC,VA
Zinc	CT,NH,NY,ME,NC,VA
SW-846 7471B in Soil	
Mercury	CT,NH,NY,NC,ME,VA
SW-846 8082A in Soil	
Aroclor-1016	CT,NH,NY,NC,ME,VA
Aroclor-1016 [2C]	CT,NH,NY,NC,ME,VA
Aroclor-1221	CT,NH,NY,NC,ME,VA
Aroclor-1221 [2C]	CT,NH,NY,NC,ME,VA
Aroclor-1232	CT,NH,NY,NC,ME,VA
Aroclor-1232 [2C]	CT,NH,NY,NC,ME,VA
Aroclor-1242	CT,NH,NY,NC,ME,VA
Aroclor-1242 [2C]	CT,NH,NY,NC,ME,VA
Aroclor-1248	CT,NH,NY,NC,ME,VA
Aroclor-1248 [2C]	CT,NH,NY,NC,ME,VA
Aroclor-1254	CT,NH,NY,NC,ME,VA
Aroclor-1254 [2C]	CT,NH,NY,NC,ME,VA
Aroclor-1260	CT,NH,NY,NC,ME,VA
Aroclor-1260 [2C]	CT,NH,NY,NC,ME,VA
Aroclor-1262	NC
Aroclor-1262 [2C]	NC
Aroclor-1268	NC
Aroclor-1268 [2C]	NC
SW-846 8260C in Soil	
Acetone	CT,NH,NY,ME
Acrylonitrile	CT,NH,NY,ME
Benzene	CT,NH,NY,ME
Bromobenzene	NH,NY,ME
Bromodichloromethane	CT,NH,NY,ME
Bromoform	CT,NH,NY,ME
Bromomethane	CT,NH,NY,ME
2-Butanone (MEK)	CT,NH,NY,ME
n-Butylbenzene	CT,NH,NY,ME

con-test® ANALYTICAL LABORATORY

39 Spruce Street * East Longmeadow, MA 01028 * FAX 413/525-6405 * TEL. 413/525-2332

CERTIFICATIONS

Certified Analyses included in this Report

Analyte	Certifications
SW-846 8260C in Soil	
sec-Butylbenzene	CT,NH,NY,ME
tert-Butylbenzene	CT,NH,NY,ME
Carbon Disulfide	CT,NH,NY,ME
Carbon Tetrachloride	CT,NH,NY,ME
Chlorobenzene	CT,NH,NY,ME
Chlorodibromomethane	CT,NH,NY,ME
Chloroethane	CT,NH,NY,ME
Chloroform	CT,NH,NY,ME
Chloromethane	CT,NH,NY,ME
2-Chlorotoluene	CT,NH,NY,ME
4-Chlorotoluene	CT,NH,NY,ME
Dibromomethane	NH,NY,ME
1,2-Dichlorobenzene	CT,NH,NY,ME
1,3-Dichlorobenzene	CT,NH,NY,ME
1,4-Dichlorobenzene	CT,NH,NY,ME
Dichlorodifluoromethane (Freon 12)	NY,ME
1,1-Dichloroethane	CT,NH,NY,ME
1,2-Dichloroethane	CT,NH,NY,ME
1,1-Dichloroethylene	CT,NH,NY,ME
cis-1,2-Dichloroethylene	CT,NH,NY,ME
trans-1,2-Dichloroethylene	CT,NH,NY,ME
1,2-Dichloropropane	CT,NH,NY,ME
1,3-Dichloropropane	NH,NY,ME
2,2-Dichloropropane	NH,NY,ME
1,1-Dichloropropene	NH,NY,ME
cis-1,3-Dichloropropene	CT,NH,NY,ME
trans-1,3-Dichloropropene	CT,NH,NY,ME
Ethylbenzene	CT,NH,NY,ME
Hexachlorobutadiene	NH,NY,ME
2-Hexanone (MBK)	CT,NH,NY,ME
Isopropylbenzene (Cumene)	CT,NH,NY,ME
p-Isopropyltoluene (p-Cymene)	NH,NY
Methyl tert-Butyl Ether (MTBE)	NY
Methylene Chloride	CT,NH,NY,ME
4-Methyl-2-pentanone (MIBK)	CT,NH,NY
Naphthalene	NH,NY,ME
n-Propylbenzene	NH,NY
Styrene	CT,NH,NY,ME
1,1,1,2-Tetrachloroethane	CT,NH,NY,ME
1,1,2,2-Tetrachloroethane	CT,NH,NY,ME
Tetrachloroethylene	CT,NH,NY,ME
Toluene	CT,NH,NY,ME
1,2,4-Trichlorobenzene	NH,NY,ME
1,1,1-Trichloroethane	CT,NH,NY,ME
1,1,2-Trichloroethane	CT,NH,NY,ME
Trichloroethylene	CT,NH,NY,ME
Trichlorofluoromethane (Freon 11)	CT,NH,NY,ME

39 Spruce Street * East Longmeadow, MA 01028 * FAX 413/525-6405 * TEL. 413/525-2332

CERTIFICATIONS

Certified Analyses included in this Report

Analyte	Certifications
SW-846 8260C in Soil	
1,2,3-Trichloropropane	NH,NY,ME
1,2,4-Trimethylbenzene	CT,NH,NY,ME
1,3,5-Trimethylbenzene	CT,NH,NY,ME
Vinyl Chloride	CT,NH,NY,ME
m+p Xylene	CT,NH,NY,ME
o-Xylene	CT,NH,NY,ME
SW-846 8270D in Soil	
Acenaphthene	CT,NY,NH,ME,NC,VA
Acenaphthylene	CT,NY,NH,ME,NC,VA
Anthracene	CT,NY,NH,ME,NC,VA
Benzo(a)anthracene	CT,NY,NH,ME,NC,VA
Benzo(a)pyrene	CT,NY,NH,ME,NC,VA
Benzo(b)fluoranthene	CT,NY,NH,ME,NC,VA
Benzo(g,h,i)perylene	CT,NY,NH,ME,NC,VA
Benzo(k)fluoranthene	CT,NY,NH,ME,NC,VA
Chrysene	CT,NY,NH,ME,NC,VA
Dibenz(a,h)anthracene	CT,NY,NH,ME,NC,VA
Fluoranthene	CT,NY,NH,ME,NC,VA
Fluorene	CT,NY,NH,ME,NC,VA
Indeno(1,2,3-cd)pyrene	CT,NY,NH,ME,NC,VA
2-Methylnaphthalene	CT,NY,NH,ME,NC,VA
Naphthalene	CT,NY,NH,ME,NC,VA
Phenanthrene	CT,NY,NH,ME,NC,VA
Pyrene	CT,NY,NH,ME,NC,VA

The CON-TEST Environmental Laboratory operates under the following certifications and accreditations:

Code	Description	Number	Expires
AIHA	AIHA-LAP, LLC	100033	02/1/2014
MA	Massachusetts DEP	M-MA100	06/30/2014
CT	Connecticut Department of Publilc Health	PH-0567	09/30/2013
NY	New York State Department of Health	10899 NELAP	04/1/2014
NH-S	New Hampshire Environmental Lab	2516 NELAP	02/5/2014
RI	Rhode Island Department of Health	LAO00112	12/30/2013
NC	North Carolina Div. of Water Quality	652	12/31/2013
NJ	New Jersey DEP	MA007 NELAP	06/30/2014
FL	Florida Department of Health	E871027 NELAP	06/30/2014
VT	Vermont Department of Health Lead Laboratory	LL015036	07/30/2014
WA	State of Washington Department of Ecology	C2065	02/23/2014
ME	State of Maine	2011028	06/9/2015
VA	Commonwealth of Virginia	460217	12/14/2013
NH-P	New Hampshire Environmental Lab	2557 NELAP	09/6/2012

con-test® ANALYTICAL LABORATORY
Phone: 413-525-2332
Fax: 413-525-6405
Email: info@contestlabs.com
www.contestlabs.com

CHAIN OF CUSTODY RECORD

39 Spruce Street
East longmeadow, MA 01028

Rev 04.05.12

13G 0458

Company Name: VHB, Inc
Address: 54 Tuttle Place
Middletown, CT 06457
Attention: Peter Chiarizio
Project Location: 25 Skinner Street, East Hampton
Sampled By:

Telephone: 860-632-1500
Project # 41770.01
Client PO#

DATA DELIVERY (check all that apply)
○ FAX ☒ EMAIL ○ WEBSITE
Fax #
Email: pchiarizio@vhb.com
Format: ☒ PDF ☒ EXCEL ○ GIS
○ OTHER
○ "Enhanced Data Package"

Project Proposal Provided? (for billing purposes)
☒ yes see Theresa proposal date

ANALYSIS REQUESTED

Con-Test Lab ID (laboratory use only)	Client Sample ID / Description	Collection Beginning Date/Time	Collection Ending Date/Time	Composite	Grab	*Matrix Code	Conc Code	CT ETPH	8270 PAHs ONLY	VOCs	PCBs	RP13 Metals-Total	RP13 Metals-SPLP											# of Containers	** Preservation	***Container Code
01	EP-1	7/10/13	910 am		X	S	L	X		X	X	X														
02	EP-2	7/10/13	920am		X	S	L	X		X	X	X														
03	FD-1	7/10/13	945am		X	S	L	X	X	X		X	X													
04	AST-1	7/10/13	1045 am		X	S	L	X	X			X	X													
05	AST-2	7/10/13	1200pm		X	S	L	X	X			X	X													
06	FD-3	7/10/13	1300 pm		X	S	L	X	X	X		X	X													
07	FD-5	7/10/13	1310 pm		X	S	L	X	X	X	X	X	X													
08	FD-2	7/10/13	1348pm		X	S	L	X	X	X	X	X	X													
09	WS-1	7/10/13	1400 pm		X	S	L	X	X	X	X	X	X													
10	WS-2	7/10/13	1430 pm		X	S	L	X	X	X	X	X	X													

Comments: SS-MS & SS-MSD

07-11-13 19:23

Please use the following codes to let Con-Test know if a specific sample may be high in concentration in Matrix/Conc. Code Box:
H - High; M - Medium; L - Low; C - Clean; U - Unknown

*Dissolved Metal
○ Field Filtered
○ Lab to Filter

***Cont. Code:
A=amber glass
G=glass
P=plastic
ST=sterile
V= vial
S=summa can
T=tedlar bag
O=Other

**Preservation
I = Iced
H = HCL
M = Methanol
N = Nitric Acid
S = Sulfuric Acid
B = Sodium bisulfate
X = Na hydroxide
T = Na thiosulfate
O = Other

*Matrix Code:
GW= groundwater
WW= wastewater
DW= drinking water
A = air
S = soil/solid
SL = sludge
O = other

Relinquished by: (signature)	Date/Time:
Shelly A Mill 345pm	7/10/13
Received by: (signature)	Date/Time:
VHB Fridge 345pm	7/10/13
Relinquished by: (signature)	Date/Time:
FRIDGE 1:00	7/11/13
Received by: (signature)	Date/Time:
1:00	7/11/13

Stacy Bakos 6.4/8:07 7/11/13

Turnaround ††
☒ 7-Day
☐ 10-Day
☐ Other ____
RUSH †
☐ †24-Hr ☐ †48-Hr
☐ †72-Hr ☐ †4-Day
† Require lab approval

Detection Limit Requirements
Massachusetts:
Connecticut: RCP-GA
Other:

Is your project MCP or RCP ?
○ MCP Form Required
☒ RCP Form Required
○ MA State DW Form Required PWSID # ____

AIHA LAP, LLC ACCREDITED LABORATORY
ACCREDITED IN ACCREDITED LABORATORY nelac
NELAC & AIHA-LAP, LLC Accredited
WBE/DBE Certified

†† TURNAROUND TIME STARTS AT 9:00 AM THE DAY AFTER SAMPLE RECEIPT UNLESS THERE ARE QUESTIONS ON YOUR CHAIN. IF THIS FORM IS NOT FILLED OUT COMPLETELY OR IS INCORRECT, TURNAROUND TIME WILL NOT START UNTIL ALL QUESTIONS ARE ANSWERED BY OUR CLIENT.

PLEASE BE CAREFUL NOT TO CONTAMINATE THIS DOCUMENT

con-test® ANALYTICAL LABORATORY
Phone: 413-525-2332
Fax: 413-525-6405
Email: info@contestlabs.com
www.contestlabs.com

CHAIN OF CUSTODY RECORD

39 Spruce Street
East longmeadow, MA 01028

Rev 04.05.12

13G0458

Company Name: VHB Inc
Address: 54 Tuttle Place
Middletown CT 06457
Attention: Peter Chiarizio
Project Location: 25 Skinner Street, East Hampton
Sampled By:

Project Proposal Provided? (for billing purposes)
yes See Theresa proposal date

Telephone: 860-632-1500
Project # 41770.01
Client PO#

DATA DELIVERY (check all that apply)
○ FAX ☒ EMAIL ○ WEBSITE
Fax #
Email: pchiarizio@vhb.com
Format: ☒ PDF ☒ EXCEL ○ GIS
○ OTHER
○ "Enhanced Data Package"

Con-Test Lab ID (laboratory use only)	Client Sample ID / Description	Collection Beginning Date/Time	Collection Ending Date/Time	Composite	Grab	*Matrix Code	Conc Code	CT ETPH	8270 PAHs ONLY	VOCs	PCBs	RP 13 Metals-Total	RP 13 Metals-SPLP	# of Containers	** Preservation	***Container Code
11	WS-3	7/10/13	1500		X	S	L	X	X	X	X	X	X			

ANALYSIS REQUESTED

Dissolved Metal
○ Field Filtered
○ Lab to Filter

***Cont. Code:
A=amber glass
G=glass
P=plastic
ST=sterile
V= vial
S=summa can
T=tedlar bag
O=Other

**Preservation
I = Iced
H = HCL
M = Methanol
N = Nitric Acid
S = Sulfuric Acid
B = Sodium bisulfate
X = Na hydroxide
T = Na thiosulfate
O = Other_____

*Matrix Code:
GW= groundwater
WW= wastewater
DW= drinking water
A = air
S = soil/solid
SL = sludge
O = other_____

Comments:

07-11-13 19:26 IN

Please use the following codes to let Con-Test know if a specific sample may be high in concentration in Matrix/Conc. Code Box:
H - High; M - Medium; L - Low; C - Clean; U - Unknown

Relinquished by: (signature)	Date/Time:
Shelby A Mile 3:45pm	7/10/13
Received by: (signature)	Date/Time:
VHB Fridge 3:45pm	7/10/13
Relinquished by: (signature)	Date/Time:
FRIDGE 1:00	7/11/13
Received by: (signature)	Date/Time:
1:00	7/11/13

6.4 18:07 7/11/13

Turnaround ††
☒ 7-Day
☐ 10-Day
☐ Other ____
RUSH †
☐ †24-Hr ☐ †48-Hr
☐ †72-Hr ☐ †4-Day
† Require lab approval

Detection Limit Requirements
Massachusetts:
Connecticut: RCP-GA
Other:

Is your project MCP or RCP ?
○ MCP Form Required
☒ RCP Form Required
○ MA State DW Form Required PWSID # _____

AIHA LAP, LLC ACCREDITED LABORATORY
ACCREDITED IN ACCORDANCE WITH nelac
NELAC & AIHA-LAP, LLC Accredited
WBE/DBE Certified

†† TURNAROUND TIME STARTS AT 9:00 A.M. THE DAY AFTER SAMPLE RECEIPT UNLESS THERE ARE QUESTIONS ON YOUR CHAIN. IF THIS FORM IS NOT FILLED OUT COMPLETELY OR IS INCORRECT, TURNAROUND TIME WILL NOT START UNTIL ALL QUESTIONS ARE ANSWERED BY OUR CLIENT.

PLEASE BE CAREFUL NOT TO CONTAMINATE THIS DOCUMENT

39 Spruce St.
East Longmeadow, MA. 01028
P: 413-525-2332
F: 413-525-6405
www.contestlabs.com

con-test® ANALYTICAL LABORATORY



Sample Receipt Checklist

CLIENT NAME: VHB **RECEIVED BY:** SD **DATE:** 7/11/13

1) **Was the chain(s) of custody relinquished and signed?** Yes No No CoC Included
2) **Does the chain agree with the samples?** Yes No
   If not, explain:
3) **Are all the samples in good condition?** Yes No
   If not, explain:
4) **How were the samples received:**

On Ice ☑ Direct from Sampling ☐ Ambient ☐ In Cooler(s) ☑

Were the samples received in Temperature Compliance of (2-6°C)? Yes No N/A

Temperature °C by Temp blank _____ Temperature °C by Temp gun 6.4

5) **Are there Dissolved samples for the lab to filter?** Yes No
   Who was notified _____ Date _____ Time _____
6) **Are there any RUSH or SHORT HOLDING TIME samples?** Yes No
   Who was notified _____ Date _____ Time _____
7) **Location where samples are stored:** 19

Permission to subcontract samples? Yes No
(Walk-in clients only) if not already approved
Client Signature: _____

8) **Do all samples have the proper Acid pH:** Yes No N/A _____
9) **Do all samples have the proper Base pH:** Yes No N/A _____
10) **Was the PC notified of any discrepancies with the CoC vs the samples:** Yes No N/A

Containers received at Con-Test

	# of containers		# of containers
1 Liter Amber		8 oz amber/clear jar	SD 29 31
500 mL Amber		4 oz amber/clear jar	SD 18 12
250 mL Amber (8oz amber)		2 oz amber/clear jar	9
1 Liter Plastic		Air Cassette	
500 mL Plastic		Hg/Hopcalite Tube	
250 mL plastic		Plastic Bag / Ziploc	
40 mL Vial - type listed below	27	PM 2.5 / PM 10	
Colisure / bacteria bottle		PUF Cartridge	
Dissolved Oxygen bottle		SOC Kit	
Encore		TO-17 Tubes	
Flashpoint bottle		Non-ConTest Container	
Perchlorate Kit		Other glass jar	
Other		Other	

Laboratory Comments:

40 mL vials: # HCl _____ # Methanol 9
Bisulfate _____ # DI Water 18
Thiosulfate _____ Unpreserved _____

Time and Date Frozen: 07-11-13 19:26

CT ETPH DISCRIMINATION CHECK

Date Acquired	7/15/13
Data File Name	A0715073.D
Sample Name	ETPH 1500
Instrument Name	5890DFID

Compound	Ret Time	Target Response	Average Response	*%D +/- 20
c - 9	1.25	411142	456239	-10
c - 10	1.60	431899	456239	-5
c - 12	2.32	434510	456239	-5
c - 14	2.99	451434	456239	-1
c - 16	3.59	458262	456239	0
c - 18	4.20	474587	456239	4
o-Terphenyl	4.48	558481	456239	
c - 20	4.81	476166	456239	4
c - 22	5.32	478645	456239	5
c - 24	5.76	479171	456239	5
c - 26	6.16	477622	456239	5
c - 28	6.52	468988	456239	3
c - 30	6.86	465431	456239	2
c - 32	7.17	449456	456239	-1
c - 34	7.47	444866	456239	-2
c - 36	7.78	441410	456239	-3

* One compound allowed %D <= 50%

Samples

13G0458-08
13G0458-03
13G0458-09
13G0458-10
13G0458-11
13G0458-01
13G0273-01

CT ETPH MASS DISCRIMINATION CHECK

Date Acquired 7/17/2013 15:32
Data File Name B0717024.D
Sample Name ETPH 1500
Instrument Name GCFID2

Name	Ret Time	Target Response	Average Response	*%D +/- 20
n-Nonane	1.31	8918558	9703188	-8
n-Decane	2.08	9376825	9703188	-3
n-Dodecane	3.09	9285425	9703188	-4
n-Tetradecane	3.81	9392792	9703188	-3
n-Hexadecane	4.43	9418600	9703188	-3
n-Octadecane	4.98	9721493	9703188	0
n-Eicosane	5.57	9762900	9703188	1
n-Docosane	6.29	9863198	9703188	2
n-Tetracosane	7.12	9946207	9703188	3
n-Hexacosane	7.93	10012346	9703188	3
n-Octacosane	8.68	9961953	9703188	3
n-Triacontane	9.37	10030432	9703188	3
n-Dotriacontane	10.01	9846811	9703188	1
n-Tetratriacontane	10.61	9940759	9703188	2
n-Hexatriacontane	11.18	10069520	9703188	4

*One compound allowed %D </= 50

Samples

13G0458-05@20X
13G0458-02@10X
13G0458-04@100X
13G0458-07@5X
13G0458-06@50X
13G0469-01
13G0469-02
13G0469-03
13G0469-04

CT ETPH MASS DISCRIMINATION CHECK

Date Acquired 7/17/2013 23:04
Data File Name B0717066.D
Sample Name ETPH 1500
Instrument Name GCFID2

Name	Ret Time	Target Response	Average Response	*%D +/- 20
n-Nonane	1.31	9165400	10037325	-9
n-Decane	2.08	9714081	10037325	-3
n-Dodecane	3.09	9688402	10037325	-3
n-Tetradecane	3.81	9860878	10037325	-2
n-Hexadecane	4.43	9880325	10037325	-2
n-Octadecane	4.98	10164946	10037325	1
n-Eicosane	5.57	10173640	10037325	1
n-Docosane	6.30	10238018	10037325	2
n-Tetracosane	7.13	10292134	10037325	3
n-Hexacosane	7.94	10319166	10037325	3
n-Octacosane	8.68	10268984	10037325	2
n-Triacontane	9.37	10283671	10037325	2
n-Dotriacontane	10.01	10092205	10037325	1
n-Tetratriacontane	10.61	10188870	10037325	2
n-Hexatriacontane	11.19	10229156	10037325	2

*One compound allowed %D </= 50

Samples

13G0469-05@10X
13G0469-06@10X
13G0469-07@10X
13G0469-08@10X
13G0469-10@10X
13G0501-06@10X

REASONABLE CONFIDENCE PROTOCOL
LABORATORY ANALYSIS QA/QC CERTIFICATION FORM

Laboratory Name: Con-Test Analytical Laboratory

Client: Vanasse Hangen Brustlin, Inc. - CT

Project Location: 25 Skinner Street

Project Number: 13G0458

Laboratory Sample ID(s):

13G0458-01 thru 13G0458-11

Sample Date(s):

07/10/2013

List RCP Methods Used:

CTDEP ETPH, SW-846 1312, SW-846 6010C, SW-846 6020A, SW-846 7470A, SW-846 7471B, SW-846 8082A, SW-846 8260C, SW-846 8270D

1	For each analytical method referenced in this laboratory report package, were all specified QA/QC performance criteria followed, including the requirement to explain any criteria falling outside of acceptable guidelines, as specified in the CTDEP method-specific Reasonable Confidence Protocol documents?	☑ Yes ☐ No
1A	Were the method specified preservation and holding time requirements met?	☑ Yes ☐ No
1B	VPH and EPH Methods only: Was the VPH and EPH method conducted without significant modifications (see Section 11.3 of respective RCP methods)?	☐ Yes ☐ No ☑ N/A
2	Were all samples received by the laboratory in a condition consistent with that described on the associated chain-of-custody document(s)?	☑ Yes ☐ No
3	Were samples received at an appropriate temperature (< 6 degrees C.)?	☑ Yes ☐ No ☐ N/A
4	Were all QA/QC performance criteria specified in the CTDEP Reasonable Confidence Protocol documents achieved?	☐ Yes ☑ No
5A	Were reporting limits specified or referenced on the chain-of-custody?	☑ Yes ☐ No
5B	Were these reporting limits met?	☑ Yes ☐ No
6	For each analytical method referenced in this laboratory report package, were results reported for all constituents identified in the method-specific analyte lists presented in the Reasonable Confidence Protocol documents?	☐ Yes ☑ No
7	Are project-specific matrix spikes and laboratory duplicates included in this data set?	☑ Yes ☐ No

Notes: For all questions to which the response was "No" (with the exception of question #7), additional information must be provided in an attached narrative. If the answer to question #1, #1A, or #1B is "No", the data package does not meet the requirements for "Reasonable Confidence."
This form may not be altered and all questions must be answered.

I, the undersigned, attest under the pains and penalties of perjury that, to the best of my knowledge and belief and based upon my personal inquiry of those responsible for providing the information contained in this analytical report, such information is accurate and complete.

Authorized Signature: **Position:** **Laboratory Manager**

Printed Name: **Daren J. Damboragian** **Date:** **07/22/13**

Name of Laboratory: **Con-Test Analytical Laboratory**

This certification form is to be used for RCP methods only.

con-test® ANALYTICAL LABORATORY
39 Spruce Street * East Longmeadow, MA 01028 * FAX 413/525-6405 * TEL. 413/525-2332

July 29, 2013

Peter Chiarizio
Vanasse Hangen Brustlin, Inc. - CT
54 Tuttle Place
Middletown, CT 06457

Project Location: 25 Skinner St., East Hampton, CT
Client Job Number:
Project Number: 41770.01
Laboratory Work Order Number: 13G0738

Enclosed are results of analyses for samples received by the laboratory on July 18, 2013. If you have any questions concerning this report, please feel free to contact me.

Sincerely,

Lisa A. Worthington
Project Manager

39 Spruce Street * East Longmeadow, MA 01028 * FAX 413/525-6405 * TEL. 413/525-2332

Vanasse Hangen Brustlin, Inc. - CT
54 Tuttle Place
Middletown, CT 06457
ATTN: Peter Chiarizio

REPORT DATE: 7/29/2013

PURCHASE ORDER NUMBER: 41770

PROJECT NUMBER: 41770.01

ANALYTICAL SUMMARY

WORK ORDER NUMBER: 13G0738

The results of analyses performed on the following samples submitted to the CON-TEST Analytical Laboratory are found in this report.

PROJECT LOCATION: 25 Skinner St., East Hampton, CT

FIELD SAMPLE #	LAB ID:	MATRIX	SAMPLE DESCRIPTION	TEST	SUB LAB
MW-1	13G0738-01	Ground Water		CTDEP ETPH	
				SW-846 6020A	
				SW-846 8270D	
MW-2	13G0738-02	Ground Water		CTDEP ETPH	
				SW-846 6020A	
				SW-846 8270D	
MW-3	13G0738-03	Ground Water		SW-846 6020A	
				SW-846 7196A	
				SW-846 7470A	
				SW-846 8260C	
MW-4	13G0738-04	Ground Water		CTDEP ETPH	
				SW-846 6020A	
				SW-846 7470A	
				SW-846 8260C	
				SW-846 8270D	
MW-5	13G0738-05	Ground Water		CTDEP ETPH	
				SW-846 6020A	
				SW-846 7470A	
				SW-846 8270D	
MW-6	13G0738-06	Ground Water		SW-846 6020A	
				SW-846 7470A	
				SW-846 8270D	
MW-7	13G0738-07	Ground Water		SW-846 6020A	
				SW-846 7470A	
				SW-846 8260C	
MW-7 Dup	13G0738-08	Ground Water		SW-846 6020A	
				SW-846 7470A	
				SW-846 8260C	
MW-8	13G0738-09	Ground Water		CTDEP ETPH	
				SW-846 6020A	
				SW-846 7470A	
				SW-846 8270D	
Trip Blank	13G0738-10	Trip Blank Water		SW-846 8260C	

con-test® ANALYTICAL LABORATORY

39 Spruce Street * East Longmeadow, MA 01028 * FAX 413/525-6405 * TEL. 413/525-2332

CASE NARRATIVE SUMMARY

All reported results are within defined laboratory quality control objectives unless listed below or otherwise qualified in this report.

For method 6020, only PP13 metals were requested and reported for all samples except samples 13G0738-01 and 02 which only had Ba and As requested and reported.

For method 8270, only PAH compounds were requested and reported.

SW-846 8260C

Qualifications:

Reported result is estimated. Value reported over verified calibration range.

Analyte & Samples(s) Qualified:

1,1,1-Trichloroethane

13G0738-04[MW-4]

Laboratory fortified blank /laboratory control sample recovery outside of control limits. Data validation is not affected since all results are "not detected" for all samples in this batch for this compound and bias is on the high side.

Analyte & Samples(s) Qualified:

Bromomethane

B077076-BS1, B077188-BS1

Laboratory fortified blank/laboratory control sample recovery is outside of control limits. Reported value for this compound is likely to be biased on the low side.

Analyte & Samples(s) Qualified:

2,2-Dichloropropane, Chloromethane, Methylene Chloride

13G0738-03[MW-3], 13G0738-04[MW-4], 13G0738-07[MW-7], 13G0738-08[MW-7 Dup], B077076-BLK1, B077076-BS1

Continuing calibration did not meet method specifications and was biased on the low side for this compound. Increased uncertainty is associated with the reported value which is likely to be biased on the low side.

Analyte & Samples(s) Qualified:

2,2-Dichloropropane, Chloromethane, Hexachlorobutadiene, Methylene Chloride

13G0738-03[MW-3], 13G0738-04[MW-4], 13G0738-07[MW-7], 13G0738-08[MW-7 Dup], B077076-BLK1, B077076-BS1, 13G0738-04RE1[MW-4], 13G0738-10[Trip Blank], B077188-BLK1, B077188-BS1

Initial calibration did not meet method specifications. Compound was calibrated using linear regression with correlation coefficient <0.99.

Analyte & Samples(s) Qualified:

Bromomethane

13G0738-03[MW-3], 13G0738-04[MW-4], 13G0738-04RE1[MW-4], 13G0738-07[MW-7], 13G0738-08[MW-7 Dup], 13G0738-10[Trip Blank], B077076-BLK1, B077076-BS1, B077188-BLK1, B077188-BS1

Continuing calibration did not meet method specifications and was biased on the high side. Data validation is not affected since sample result was "not detected" for this compound.

Analyte & Samples(s) Qualified:

2,2-Dichloropropane, Acetone, Bromomethane

13G0738-04RE1[MW-4], 13G0738-10[Trip Blank], B077188-BLK1, B077188-BS1, B077076-BS1

39 Spruce Street * East Longmeadow, MA 01028 * FAX 413/525-6405 * TEL. 413/525-2332

SW-846 8260C

All water reporting limits specified on the chain-of-custody were met except for Acrylonitrile, where the most protective criteria are not met since the laboratory cannot achieve the required RCP calibration criteria at these levels, unless otherwise listed in this narrative.

The results of analyses reported only relate to samples submitted to the Con-Test Analytical Laboratory for testing.
I certify that the analyses listed above, unless specifically listed as subcontracted, if any, were performed under my direction according to the approved methodologies listed in this document, and that based upon my inquiry of those individuals immediately responsible for obtaining the information, the material contained in this report is, to the best of my knowledge and belief, accurate and complete.

Daren J. Damboragian
Laboratory Manager

con-test® ANALYTICAL LABORATORY

39 Spruce Street * East Longmeadow, MA 01028 * FAX 413/525-6405 * TEL. 413/525-2332

Project Location: 25 Skinner St., East Hampton, CT Sample Description: Work Order: 13G0738

Date Received: 7/18/2013

Field Sample #: MW-1 Sampled: 7/17/2013 14:25

Sample ID: 13G0738-01

Sample Matrix: Ground Water

Semivolatile Organic Compounds by GC/MS

Analyte	Results	RL	Units	Dilution	Flag	Method	Date Prepared	Date/Time Analyzed	Analyst
Acenaphthene (low)	ND	0.30	µg/L	1		SW-846 8270D	7/19/13	7/26/13 18:58	CJM
Acenaphthylene (low)	ND	0.30	µg/L	1		SW-846 8270D	7/19/13	7/26/13 18:58	CJM
Anthracene (low)	ND	0.20	µg/L	1		SW-846 8270D	7/19/13	7/26/13 18:58	CJM
Benzo(a)anthracene (low)	ND	0.050	µg/L	1		SW-846 8270D	7/19/13	7/26/13 18:58	CJM
Benzo(a)pyrene (low)	ND	0.10	µg/L	1		SW-846 8270D	7/19/13	7/26/13 18:58	CJM
Benzo(b)fluoranthene (low)	ND	0.050	µg/L	1		SW-846 8270D	7/19/13	7/26/13 18:58	CJM
Benzo(g,h,i)perylene (low)	ND	0.50	µg/L	1		SW-846 8270D	7/19/13	7/26/13 18:58	CJM
Benzo(k)fluoranthene (low)	ND	0.20	µg/L	1		SW-846 8270D	7/19/13	7/26/13 18:58	CJM
Chrysene (low)	ND	0.20	µg/L	1		SW-846 8270D	7/19/13	7/26/13 18:58	CJM
Dibenz(a,h)anthracene (low)	ND	0.20	µg/L	1		SW-846 8270D	7/19/13	7/26/13 18:58	CJM
Fluoranthene (low)	ND	0.50	µg/L	1		SW-846 8270D	7/19/13	7/26/13 18:58	CJM
Fluorene (low)	ND	1.0	µg/L	1		SW-846 8270D	7/19/13	7/26/13 18:58	CJM
Indeno(1,2,3-cd)pyrene (low)	ND	0.20	µg/L	1		SW-846 8270D	7/19/13	7/26/13 18:58	CJM
2-Methylnaphthalene (low)	ND	1.0	µg/L	1		SW-846 8270D	7/19/13	7/26/13 18:58	CJM
Naphthalene (low)	ND	1.0	µg/L	1		SW-846 8270D	7/19/13	7/26/13 18:58	CJM
Phenanthrene (low)	ND	0.050	µg/L	1		SW-846 8270D	7/19/13	7/26/13 18:58	CJM
Pyrene (low)	ND	1.0	µg/L	1		SW-846 8270D	7/19/13	7/26/13 18:58	CJM

Surrogates	% Recovery	Recovery Limits	Flag	
Nitrobenzene-d5 (low)	66.1	30-130		7/26/13 18:58
2-Fluorobiphenyl (low)	67.3	30-130		7/26/13 18:58
p-Terphenyl-d14 (low)	58.1	30-130		7/26/13 18:58

con-test® ANALYTICAL LABORATORY

39 Spruce Street * East Longmeadow, MA 01028 * FAX 413/525-6405 * TEL. 413/525-2332

Project Location: 25 Skinner St., East Hampton, CT Sample Description: Work Order: 13G0738

Date Received: 7/18/2013

Field Sample #: MW-1 Sampled: 7/17/2013 14:25

Sample ID: 13G0738-01

Sample Matrix: Ground Water

Petroleum Hydrocarbons Analyses

Analyte	Results	RL	Units	Dilution	Flag	Method	Date Prepared	Date/Time Analyzed	Analyst
CT ETPH	0.082	0.075	mg/L	1		CTDEP ETPH	7/23/13	7/23/13 20:37	SCS

Surrogates	% Recovery	Recovery Limits	Flag	
o-Terphenyl	90.4	50-150		7/23/13 20:37

39 Spruce Street * East Longmeadow, MA 01028 * FAX 413/525-6405 * TEL. 413/525-2332

Project Location: 25 Skinner St., East Hampton, CT Sample Description: Work Order: 13G0738

Date Received: 7/18/2013

Field Sample #: MW-1 Sampled: 7/17/2013 14:25

Sample ID: 13G0738-01

Sample Matrix: Ground Water

Metals Analyses (Total)

Analyte	Results	RL	Units	Dilution	Flag	Method	Date Prepared	Date/Time Analyzed	Analyst
Arsenic	ND	2.0	µg/L	5		SW-846 6020A	7/18/13	7/19/13 13:03	KSH
Barium	110	50	µg/L	5		SW-846 6020A	7/18/13	7/19/13 13:03	KSH

con-test® ANALYTICAL LABORATORY

39 Spruce Street * East Longmeadow, MA 01028 * FAX 413/525-6405 * TEL. 413/525-2332

Project Location: 25 Skinner St., East Hampton, CT Sample Description: Work Order: 13G0738

Date Received: 7/18/2013

Field Sample #: MW-2 Sampled: 7/17/2013 12:50

Sample ID: 13G0738-02

Sample Matrix: Ground Water

Semivolatile Organic Compounds by GC/MS

Analyte	Results	RL	Units	Dilution	Flag	Method	Date Prepared	Date/Time Analyzed	Analyst
Acenaphthene (low)	ND	0.30	µg/L	1		SW-846 8270D	7/19/13	7/26/13 19:27	CJM
Acenaphthylene (low)	ND	0.30	µg/L	1		SW-846 8270D	7/19/13	7/26/13 19:27	CJM
Anthracene (low)	ND	0.20	µg/L	1		SW-846 8270D	7/19/13	7/26/13 19:27	CJM
Benzo(a)anthracene (low)	ND	0.050	µg/L	1		SW-846 8270D	7/19/13	7/26/13 19:27	CJM
Benzo(a)pyrene (low)	ND	0.10	µg/L	1		SW-846 8270D	7/19/13	7/26/13 19:27	CJM
Benzo(b)fluoranthene (low)	ND	0.050	µg/L	1		SW-846 8270D	7/19/13	7/26/13 19:27	CJM
Benzo(g,h,i)perylene (low)	ND	0.50	µg/L	1		SW-846 8270D	7/19/13	7/26/13 19:27	CJM
Benzo(k)fluoranthene (low)	ND	0.20	µg/L	1		SW-846 8270D	7/19/13	7/26/13 19:27	CJM
Chrysene (low)	ND	0.20	µg/L	1		SW-846 8270D	7/19/13	7/26/13 19:27	CJM
Dibenz(a,h)anthracene (low)	ND	0.20	µg/L	1		SW-846 8270D	7/19/13	7/26/13 19:27	CJM
Fluoranthene (low)	ND	0.50	µg/L	1		SW-846 8270D	7/19/13	7/26/13 19:27	CJM
Fluorene (low)	ND	1.0	µg/L	1		SW-846 8270D	7/19/13	7/26/13 19:27	CJM
Indeno(1,2,3-cd)pyrene (low)	ND	0.20	µg/L	1		SW-846 8270D	7/19/13	7/26/13 19:27	CJM
2-Methylnaphthalene (low)	ND	1.0	µg/L	1		SW-846 8270D	7/19/13	7/26/13 19:27	CJM
Naphthalene (low)	ND	1.0	µg/L	1		SW-846 8270D	7/19/13	7/26/13 19:27	CJM
Phenanthrene (low)	ND	0.050	µg/L	1		SW-846 8270D	7/19/13	7/26/13 19:27	CJM
Pyrene (low)	ND	1.0	µg/L	1		SW-846 8270D	7/19/13	7/26/13 19:27	CJM

Surrogates	% Recovery	Recovery Limits	Flag	
Nitrobenzene-d5 (low)	74.2	30-130		7/26/13 19:27
2-Fluorobiphenyl (low)	71.1	30-130		7/26/13 19:27
p-Terphenyl-d14 (low)	59.7	30-130		7/26/13 19:27

39 Spruce Street * East Longmeadow, MA 01028 * FAX 413/525-6405 * TEL. 413/525-2332

Project Location: 25 Skinner St., East Hampton, CT Sample Description: Work Order: 13G0738

Date Received: 7/18/2013

Field Sample #: MW-2 Sampled: 7/17/2013 12:50

Sample ID: 13G0738-02

Sample Matrix: Ground Water

Petroleum Hydrocarbons Analyses

Analyte	Results	RL	Units	Dilution	Flag	Method	Date Prepared	Date/Time Analyzed	Analyst
CT ETPH	ND	0.075	mg/L	1		CTDEP ETPH	7/23/13	7/23/13 20:55	SCS

Surrogates	% Recovery	Recovery Limits	Flag	
o-Terphenyl	86.8	50-150		7/23/13 20:55

39 Spruce Street * East Longmeadow, MA 01028 * FAX 413/525-6405 * TEL. 413/525-2332

Project Location: 25 Skinner St., East Hampton, CT Sample Description: Work Order: 13G0738

Date Received: 7/18/2013

Field Sample #: MW-2 Sampled: 7/17/2013 12:50

Sample ID: 13G0738-02

Sample Matrix: Ground Water

Metals Analyses (Total)

Analyte	Results	RL	Units	Dilution	Flag	Method	Date Prepared	Date/Time Analyzed	Analyst
Arsenic	43	2.0	µg/L	5		SW-846 6020A	7/18/13	7/19/13 13:39	KSH
Barium	83	50	µg/L	5		SW-846 6020A	7/18/13	7/19/13 13:39	KSH

con-test® ANALYTICAL LABORATORY

39 Spruce Street * East Longmeadow, MA 01028 * FAX 413/525-6405 * TEL. 413/525-2332

Project Location: 25 Skinner St., East Hampton, CT Sample Description: Work Order: 13G0738

Date Received: 7/18/2013

Field Sample #: MW-3 Sampled: 7/18/2013 14:35

Sample ID: 13G0738-03

Sample Matrix: Ground Water

Volatile Organic Compounds by GC/MS

Analyte	Results	RL	Units	Dilution	Flag	Method	Date Prepared	Date/Time Analyzed	Analyst
Acetone	ND	20	µg/L	1		SW-846 8260C	7/19/13	7/20/13 7:15	LBD
Acrylonitrile	ND	2.0	µg/L	1		SW-846 8260C	7/19/13	7/20/13 7:15	LBD
Benzene	ND	0.50	µg/L	1		SW-846 8260C	7/19/13	7/20/13 7:15	LBD
Bromobenzene	ND	0.50	µg/L	1		SW-846 8260C	7/19/13	7/20/13 7:15	LBD
Bromodichloromethane	ND	1.0	µg/L	1		SW-846 8260C	7/19/13	7/20/13 7:15	LBD
Bromoform	ND	0.50	µg/L	1		SW-846 8260C	7/19/13	7/20/13 7:15	LBD
Bromomethane	ND	1.0	µg/L	1	V-19	SW-846 8260C	7/19/13	7/20/13 7:15	LBD
2-Butanone (MEK)	ND	5.0	µg/L	1		SW-846 8260C	7/19/13	7/20/13 7:15	LBD
n-Butylbenzene	ND	1.0	µg/L	1		SW-846 8260C	7/19/13	7/20/13 7:15	LBD
sec-Butylbenzene	ND	1.0	µg/L	1		SW-846 8260C	7/19/13	7/20/13 7:15	LBD
tert-Butylbenzene	ND	1.0	µg/L	1		SW-846 8260C	7/19/13	7/20/13 7:15	LBD
Carbon Disulfide	ND	5.0	µg/L	1		SW-846 8260C	7/19/13	7/20/13 7:15	LBD
Carbon Tetrachloride	ND	0.50	µg/L	1		SW-846 8260C	7/19/13	7/20/13 7:15	LBD
Chlorobenzene	ND	0.50	µg/L	1		SW-846 8260C	7/19/13	7/20/13 7:15	LBD
Chlorodibromomethane	ND	0.50	µg/L	1		SW-846 8260C	7/19/13	7/20/13 7:15	LBD
Chloroethane	ND	1.0	µg/L	1		SW-846 8260C	7/19/13	7/20/13 7:15	LBD
Chloroform	ND	0.50	µg/L	1		SW-846 8260C	7/19/13	7/20/13 7:15	LBD
Chloromethane	8.4	0.50	µg/L	1	L-03, V-05	SW-846 8260C	7/19/13	7/20/13 7:15	LBD
2-Chlorotoluene	ND	0.50	µg/L	1		SW-846 8260C	7/19/13	7/20/13 7:15	LBD
4-Chlorotoluene	ND	0.50	µg/L	1		SW-846 8260C	7/19/13	7/20/13 7:15	LBD
1,2-Dibromo-3-chloropropane (DBCP)	ND	2.0	µg/L	1		SW-846 8260C	7/19/13	7/20/13 7:15	LBD
1,2-Dibromoethane (EDB)	ND	0.50	µg/L	1		SW-846 8260C	7/19/13	7/20/13 7:15	LBD
Dibromomethane	ND	0.50	µg/L	1		SW-846 8260C	7/19/13	7/20/13 7:15	LBD
1,2-Dichlorobenzene	ND	0.50	µg/L	1		SW-846 8260C	7/19/13	7/20/13 7:15	LBD
1,3-Dichlorobenzene	ND	0.50	µg/L	1		SW-846 8260C	7/19/13	7/20/13 7:15	LBD
1,4-Dichlorobenzene	ND	0.50	µg/L	1		SW-846 8260C	7/19/13	7/20/13 7:15	LBD
trans-1,4-Dichloro-2-butene	ND	2.0	µg/L	1		SW-846 8260C	7/19/13	7/20/13 7:15	LBD
Dichlorodifluoromethane (Freon 12)	ND	0.50	µg/L	1		SW-846 8260C	7/19/13	7/20/13 7:15	LBD
1,1-Dichloroethane	1.1	0.50	µg/L	1		SW-846 8260C	7/19/13	7/20/13 7:15	LBD
1,2-Dichloroethane	ND	0.50	µg/L	1		SW-846 8260C	7/19/13	7/20/13 7:15	LBD
1,1-Dichloroethylene	ND	0.50	µg/L	1		SW-846 8260C	7/19/13	7/20/13 7:15	LBD
cis-1,2-Dichloroethylene	ND	0.50	µg/L	1		SW-846 8260C	7/19/13	7/20/13 7:15	LBD
trans-1,2-Dichloroethylene	ND	1.0	µg/L	1		SW-846 8260C	7/19/13	7/20/13 7:15	LBD
1,2-Dichloropropane	ND	0.50	µg/L	1		SW-846 8260C	7/19/13	7/20/13 7:15	LBD
1,3-Dichloropropane	ND	0.50	µg/L	1		SW-846 8260C	7/19/13	7/20/13 7:15	LBD
2,2-Dichloropropane	ND	0.50	µg/L	1	L-03, V-05	SW-846 8260C	7/19/13	7/20/13 7:15	LBD
1,1-Dichloropropene	ND	0.50	µg/L	1		SW-846 8260C	7/19/13	7/20/13 7:15	LBD
cis-1,3-Dichloropropene	ND	1.0	µg/L	1		SW-846 8260C	7/19/13	7/20/13 7:15	LBD
trans-1,3-Dichloropropene	ND	2.0	µg/L	1		SW-846 8260C	7/19/13	7/20/13 7:15	LBD
Ethylbenzene	ND	0.50	µg/L	1		SW-846 8260C	7/19/13	7/20/13 7:15	LBD
Hexachlorobutadiene	ND	0.40	µg/L	1		SW-846 8260C	7/19/13	7/20/13 7:15	LBD
2-Hexanone (MBK)	ND	5.0	µg/L	1		SW-846 8260C	7/19/13	7/20/13 7:15	LBD
Isopropylbenzene (Cumene)	ND	0.50	µg/L	1		SW-846 8260C	7/19/13	7/20/13 7:15	LBD
p-Isopropyltoluene (p-Cymene)	ND	0.50	µg/L	1		SW-846 8260C	7/19/13	7/20/13 7:15	LBD

con-test® ANALYTICAL LABORATORY

39 Spruce Street * East Longmeadow, MA 01028 * FAX 413/525-6405 * TEL. 413/525-2332

Project Location: 25 Skinner St., East Hampton, CT Sample Description: Work Order: 13G0738

Date Received: 7/18/2013

Field Sample #: MW-3 Sampled: 7/18/2013 14:35

Sample ID: 13G0738-03

Sample Matrix: Ground Water

Volatile Organic Compounds by GC/MS

Analyte	Results	RL	Units	Dilution	Flag	Method	Date Prepared	Date/Time Analyzed	Analyst
Methyl tert-Butyl Ether (MTBE)	ND	0.50	µg/L	1		SW-846 8260C	7/19/13	7/20/13 7:15	LBD
Methylene Chloride	ND	5.0	µg/L	1	L-03, V-05	SW-846 8260C	7/19/13	7/20/13 7:15	LBD
4-Methyl-2-pentanone (MIBK)	ND	5.0	µg/L	1		SW-846 8260C	7/19/13	7/20/13 7:15	LBD
Naphthalene	ND	2.0	µg/L	1		SW-846 8260C	7/19/13	7/20/13 7:15	LBD
n-Propylbenzene	ND	1.0	µg/L	1		SW-846 8260C	7/19/13	7/20/13 7:15	LBD
Styrene	ND	1.0	µg/L	1		SW-846 8260C	7/19/13	7/20/13 7:15	LBD
1,1,1,2-Tetrachloroethane	ND	1.0	µg/L	1		SW-846 8260C	7/19/13	7/20/13 7:15	LBD
1,1,2,2-Tetrachloroethane	ND	0.50	µg/L	1		SW-846 8260C	7/19/13	7/20/13 7:15	LBD
Tetrachloroethylene	ND	1.0	µg/L	1		SW-846 8260C	7/19/13	7/20/13 7:15	LBD
Tetrahydrofuran	ND	10	µg/L	1		SW-846 8260C	7/19/13	7/20/13 7:15	LBD
Toluene	ND	1.0	µg/L	1		SW-846 8260C	7/19/13	7/20/13 7:15	LBD
1,2,3-Trichlorobenzene	ND	2.0	µg/L	1		SW-846 8260C	7/19/13	7/20/13 7:15	LBD
1,2,4-Trichlorobenzene	ND	0.50	µg/L	1		SW-846 8260C	7/19/13	7/20/13 7:15	LBD
1,1,1-Trichloroethane	ND	0.50	µg/L	1		SW-846 8260C	7/19/13	7/20/13 7:15	LBD
1,1,2-Trichloroethane	ND	0.50	µg/L	1		SW-846 8260C	7/19/13	7/20/13 7:15	LBD
Trichloroethylene	ND	1.0	µg/L	1		SW-846 8260C	7/19/13	7/20/13 7:15	LBD
Trichlorofluoromethane (Freon 11)	ND	2.0	µg/L	1		SW-846 8260C	7/19/13	7/20/13 7:15	LBD
1,2,3-Trichloropropane	ND	1.0	µg/L	1		SW-846 8260C	7/19/13	7/20/13 7:15	LBD
1,1,2-Trichloro-1,2,2-trifluoroethane (Freon 113)	ND	0.50	µg/L	1		SW-846 8260C	7/19/13	7/20/13 7:15	LBD
1,2,4-Trimethylbenzene	ND	0.50	µg/L	1		SW-846 8260C	7/19/13	7/20/13 7:15	LBD
1,3,5-Trimethylbenzene	ND	0.50	µg/L	1		SW-846 8260C	7/19/13	7/20/13 7:15	LBD
Vinyl Chloride	ND	1.0	µg/L	1		SW-846 8260C	7/19/13	7/20/13 7:15	LBD
m+p Xylene	ND	2.0	µg/L	1		SW-846 8260C	7/19/13	7/20/13 7:15	LBD
o-Xylene	ND	1.0	µg/L	1		SW-846 8260C	7/19/13	7/20/13 7:15	LBD

Surrogates	% Recovery	Recovery Limits	Flag	
1,2-Dichloroethane-d4	106	70-130		7/20/13 7:15
Toluene-d8	97.0	70-130		7/20/13 7:15
4-Bromofluorobenzene	99.6	70-130		7/20/13 7:15

39 Spruce Street * East Longmeadow, MA 01028 * FAX 413/525-6405 * TEL. 413/525-2332

Project Location: 25 Skinner St., East Hampton, CT Sample Description: Work Order: 13G0738

Date Received: 7/18/2013

Field Sample #: MW-3 Sampled: 7/18/2013 14:35

Sample ID: 13G0738-03

Sample Matrix: Ground Water

Metals Analyses (Total)

Analyte	Results	RL	Units	Dilution	Flag	Method	Date Prepared	Date/Time Analyzed	Analyst
Antimony	ND	5.0	µg/L	5		SW-846 6020A	7/18/13	7/19/13 13:47	KSH
Arsenic	ND	2.0	µg/L	5		SW-846 6020A	7/18/13	7/19/13 13:47	KSH
Beryllium	ND	2.0	µg/L	5		SW-846 6020A	7/18/13	7/19/13 13:47	KSH
Cadmium	ND	2.5	µg/L	5		SW-846 6020A	7/18/13	7/19/13 13:47	KSH
Chromium	ND	5.0	µg/L	5		SW-846 6020A	7/18/13	7/19/13 13:47	KSH
Copper	ND	25	µg/L	5		SW-846 6020A	7/18/13	7/19/13 13:47	KSH
Lead	ND	5.0	µg/L	5		SW-846 6020A	7/18/13	7/19/13 13:47	KSH
Mercury	ND	0.00010	mg/L	1		SW-846 7470A	7/19/13	7/19/13 12:05	SAJ
Nickel	ND	25	µg/L	5		SW-846 6020A	7/18/13	7/19/13 13:47	KSH
Selenium	ND	25	µg/L	5		SW-846 6020A	7/18/13	7/19/13 13:47	KSH
Silver	ND	2.5	µg/L	5		SW-846 6020A	7/18/13	7/19/13 13:47	KSH
Thallium	ND	1.0	µg/L	5		SW-846 6020A	7/18/13	7/19/13 13:47	KSH
Zinc	ND	50	µg/L	5		SW-846 6020A	7/18/13	7/19/13 13:47	KSH

39 Spruce Street * East Longmeadow, MA 01028 * FAX 413/525-6405 * TEL. 413/525-2332

Project Location: 25 Skinner St., East Hampton, CT
Sample Description:
Work Order: 13G0738

Date Received: 7/18/2013

Field Sample #: MW-3
Sampled: 7/18/2013 14:35

Sample ID: 13G0738-03

Sample Matrix: Ground Water

Conventional Chemistry Parameters by EPA/APHA/SW-846 Methods (Total)

Analyte	Results	RL	Units	Dilution	Flag	Method	Date Prepared	Date/Time Analyzed	Analyst
Hexavalent Chromium	ND	0.0040	mg/L	1		SW-846 7196A	7/19/13	7/19/13 14:05	CM

con-test® ANALYTICAL LABORATORY

39 Spruce Street * East Longmeadow, MA 01028 * FAX 413/525-6405 * TEL. 413/525-2332

Project Location: 25 Skinner St., East Hampton, CT Sample Description: Work Order: 13G0738

Date Received: 7/18/2013

Field Sample #: MW-4 Sampled: 7/17/2013 09:55

Sample ID: 13G0738-04

Sample Matrix: Ground Water

Volatile Organic Compounds by GC/MS

Analyte	Results	RL	Units	Dilution	Flag	Method	Date Prepared	Date/Time Analyzed	Analyst
Acetone	ND	400	µg/L	20	V-20	SW-846 8260C	7/22/13	7/22/13 21:52	LBD
Acetone	ND	20	µg/L	1		SW-846 8260C	7/19/13	7/20/13 7:46	LBD
Acrylonitrile	ND	40	µg/L	20		SW-846 8260C	7/22/13	7/22/13 21:52	LBD
Acrylonitrile	ND	2.0	µg/L	1		SW-846 8260C	7/19/13	7/20/13 7:46	LBD
Benzene	ND	10	µg/L	20		SW-846 8260C	7/22/13	7/22/13 21:52	LBD
Benzene	ND	0.50	µg/L	1		SW-846 8260C	7/19/13	7/20/13 7:46	LBD
Bromobenzene	ND	10	µg/L	20		SW-846 8260C	7/22/13	7/22/13 21:52	LBD
Bromobenzene	ND	0.50	µg/L	1		SW-846 8260C	7/19/13	7/20/13 7:46	LBD
Bromodichloromethane	ND	20	µg/L	20		SW-846 8260C	7/22/13	7/22/13 21:52	LBD
Bromodichloromethane	ND	1.0	µg/L	1		SW-846 8260C	7/19/13	7/20/13 7:46	LBD
Bromoform	ND	10	µg/L	20		SW-846 8260C	7/22/13	7/22/13 21:52	LBD
Bromoform	ND	0.50	µg/L	1		SW-846 8260C	7/19/13	7/20/13 7:46	LBD
Bromomethane	ND	20	µg/L	20	V-19	SW-846 8260C	7/22/13	7/22/13 21:52	LBD
Bromomethane	ND	1.0	µg/L	1	V-19	SW-846 8260C	7/19/13	7/20/13 7:46	LBD
2-Butanone (MEK)	ND	100	µg/L	20		SW-846 8260C	7/22/13	7/22/13 21:52	LBD
2-Butanone (MEK)	ND	5.0	µg/L	1		SW-846 8260C	7/19/13	7/20/13 7:46	LBD
n-Butylbenzene	ND	20	µg/L	20		SW-846 8260C	7/22/13	7/22/13 21:52	LBD
n-Butylbenzene	ND	1.0	µg/L	1		SW-846 8260C	7/19/13	7/20/13 7:46	LBD
sec-Butylbenzene	ND	20	µg/L	20		SW-846 8260C	7/22/13	7/22/13 21:52	LBD
sec-Butylbenzene	ND	1.0	µg/L	1		SW-846 8260C	7/19/13	7/20/13 7:46	LBD
tert-Butylbenzene	ND	20	µg/L	20		SW-846 8260C	7/22/13	7/22/13 21:52	LBD
tert-Butylbenzene	ND	1.0	µg/L	1		SW-846 8260C	7/19/13	7/20/13 7:46	LBD
Carbon Disulfide	ND	100	µg/L	20		SW-846 8260C	7/22/13	7/22/13 21:52	LBD
Carbon Disulfide	ND	5.0	µg/L	1		SW-846 8260C	7/19/13	7/20/13 7:46	LBD
Carbon Tetrachloride	ND	10	µg/L	20		SW-846 8260C	7/22/13	7/22/13 21:52	LBD
Carbon Tetrachloride	ND	0.50	µg/L	1		SW-846 8260C	7/19/13	7/20/13 7:46	LBD
Chlorobenzene	ND	10	µg/L	20		SW-846 8260C	7/22/13	7/22/13 21:52	LBD
Chlorobenzene	ND	0.50	µg/L	1		SW-846 8260C	7/19/13	7/20/13 7:46	LBD
Chlorodibromomethane	ND	10	µg/L	20		SW-846 8260C	7/22/13	7/22/13 21:52	LBD
Chlorodibromomethane	ND	0.50	µg/L	1		SW-846 8260C	7/19/13	7/20/13 7:46	LBD
Chloroethane	ND	20	µg/L	20		SW-846 8260C	7/22/13	7/22/13 21:52	LBD
Chloroethane	2.4	1.0	µg/L	1		SW-846 8260C	7/19/13	7/20/13 7:46	LBD
Chloroform	ND	10	µg/L	20		SW-846 8260C	7/22/13	7/22/13 21:52	LBD
Chloroform	ND	0.50	µg/L	1		SW-846 8260C	7/19/13	7/20/13 7:46	LBD
Chloromethane	ND	10	µg/L	20		SW-846 8260C	7/22/13	7/22/13 21:52	LBD
Chloromethane	3.7	0.50	µg/L	1	L-03, V-05	SW-846 8260C	7/19/13	7/20/13 7:46	LBD
2-Chlorotoluene	ND	10	µg/L	20		SW-846 8260C	7/22/13	7/22/13 21:52	LBD
2-Chlorotoluene	ND	0.50	µg/L	1		SW-846 8260C	7/19/13	7/20/13 7:46	LBD
4-Chlorotoluene	ND	10	µg/L	20		SW-846 8260C	7/22/13	7/22/13 21:52	LBD
4-Chlorotoluene	ND	0.50	µg/L	1		SW-846 8260C	7/19/13	7/20/13 7:46	LBD
1,2-Dibromo-3-chloropropane (DBCP)	ND	2.0	µg/L	1		SW-846 8260C	7/19/13	7/20/13 7:46	LBD
1,2-Dibromo-3-chloropropane (DBCP)	ND	40	µg/L	20		SW-846 8260C	7/22/13	7/22/13 21:52	LBD
1,2-Dibromoethane (EDB)	ND	0.50	µg/L	1		SW-846 8260C	7/19/13	7/20/13 7:46	LBD
1,2-Dibromoethane (EDB)	ND	10	µg/L	20		SW-846 8260C	7/22/13	7/22/13 21:52	LBD

con-test® ANALYTICAL LABORATORY

39 Spruce Street * East Longmeadow, MA 01028 * FAX 413/525-6405 * TEL. 413/525-2332

Project Location: 25 Skinner St., East Hampton, CT Sample Description: Work Order: 13G0738

Date Received: 7/18/2013

Field Sample #: MW-4 Sampled: 7/17/2013 09:55

Sample ID: 13G0738-04

Sample Matrix: Ground Water

Volatile Organic Compounds by GC/MS

Analyte	Results	RL	Units	Dilution	Flag	Method	Date Prepared	Date/Time Analyzed	Analyst
Dibromomethane	ND	10	µg/L	20		SW-846 8260C	7/22/13	7/22/13 21:52	LBD
Dibromomethane	ND	0.50	µg/L	1		SW-846 8260C	7/19/13	7/20/13 7:46	LBD
1,2-Dichlorobenzene	ND	0.50	µg/L	1		SW-846 8260C	7/19/13	7/20/13 7:46	LBD
1,2-Dichlorobenzene	ND	10	µg/L	20		SW-846 8260C	7/22/13	7/22/13 21:52	LBD
1,3-Dichlorobenzene	ND	0.50	µg/L	1		SW-846 8260C	7/19/13	7/20/13 7:46	LBD
1,3-Dichlorobenzene	ND	10	µg/L	20		SW-846 8260C	7/22/13	7/22/13 21:52	LBD
1,4-Dichlorobenzene	ND	0.50	µg/L	1		SW-846 8260C	7/19/13	7/20/13 7:46	LBD
1,4-Dichlorobenzene	ND	10	µg/L	20		SW-846 8260C	7/22/13	7/22/13 21:52	LBD
trans-1,4-Dichloro-2-butene	ND	40	µg/L	20		SW-846 8260C	7/22/13	7/22/13 21:52	LBD
trans-1,4-Dichloro-2-butene	ND	2.0	µg/L	1		SW-846 8260C	7/19/13	7/20/13 7:46	LBD
Dichlorodifluoromethane (Freon 12)	ND	10	µg/L	20		SW-846 8260C	7/22/13	7/22/13 21:52	LBD
Dichlorodifluoromethane (Freon 12)	ND	0.50	µg/L	1		SW-846 8260C	7/19/13	7/20/13 7:46	LBD
1,1-Dichloroethane	67	0.50	µg/L	1		SW-846 8260C	7/19/13	7/20/13 7:46	LBD
1,1-Dichloroethane	60	10	µg/L	20		SW-846 8260C	7/22/13	7/22/13 21:52	LBD
1,2-Dichloroethane	ND	0.50	µg/L	1		SW-846 8260C	7/19/13	7/20/13 7:46	LBD
1,2-Dichloroethane	ND	10	µg/L	20		SW-846 8260C	7/22/13	7/22/13 21:52	LBD
1,1-Dichloroethylene	1.8	0.50	µg/L	1		SW-846 8260C	7/19/13	7/20/13 7:46	LBD
1,1-Dichloroethylene	ND	10	µg/L	20		SW-846 8260C	7/22/13	7/22/13 21:52	LBD
cis-1,2-Dichloroethylene	33	10	µg/L	20		SW-846 8260C	7/22/13	7/22/13 21:52	LBD
cis-1,2-Dichloroethylene	50	0.50	µg/L	1		SW-846 8260C	7/19/13	7/20/13 7:46	LBD
trans-1,2-Dichloroethylene	ND	20	µg/L	20		SW-846 8260C	7/22/13	7/22/13 21:52	LBD
trans-1,2-Dichloroethylene	1.3	1.0	µg/L	1		SW-846 8260C	7/19/13	7/20/13 7:46	LBD
1,2-Dichloropropane	ND	0.50	µg/L	1		SW-846 8260C	7/19/13	7/20/13 7:46	LBD
1,2-Dichloropropane	ND	10	µg/L	20		SW-846 8260C	7/22/13	7/22/13 21:52	LBD
1,3-Dichloropropane	ND	0.50	µg/L	1		SW-846 8260C	7/19/13	7/20/13 7:46	LBD
1,3-Dichloropropane	ND	10	µg/L	20		SW-846 8260C	7/22/13	7/22/13 21:52	LBD
2,2-Dichloropropane	ND	0.50	µg/L	1	L-03, V-05	SW-846 8260C	7/19/13	7/20/13 7:46	LBD
2,2-Dichloropropane	ND	10	µg/L	20	V-20	SW-846 8260C	7/22/13	7/22/13 21:52	LBD
1,1-Dichloropropene	ND	0.50	µg/L	1		SW-846 8260C	7/19/13	7/20/13 7:46	LBD
1,1-Dichloropropene	ND	10	µg/L	20		SW-846 8260C	7/22/13	7/22/13 21:52	LBD
cis-1,3-Dichloropropene	ND	20	µg/L	20		SW-846 8260C	7/22/13	7/22/13 21:52	LBD
cis-1,3-Dichloropropene	ND	1.0	µg/L	1		SW-846 8260C	7/19/13	7/20/13 7:46	LBD
trans-1,3-Dichloropropene	ND	40	µg/L	20		SW-846 8260C	7/22/13	7/22/13 21:52	LBD
trans-1,3-Dichloropropene	ND	2.0	µg/L	1		SW-846 8260C	7/19/13	7/20/13 7:46	LBD
Ethylbenzene	ND	10	µg/L	20		SW-846 8260C	7/22/13	7/22/13 21:52	LBD
Ethylbenzene	ND	0.50	µg/L	1		SW-846 8260C	7/19/13	7/20/13 7:46	LBD
Hexachlorobutadiene	ND	8.0	µg/L	20	V-05	SW-846 8260C	7/22/13	7/22/13 21:52	LBD
Hexachlorobutadiene	ND	0.40	µg/L	1		SW-846 8260C	7/19/13	7/20/13 7:46	LBD
2-Hexanone (MBK)	ND	100	µg/L	20		SW-846 8260C	7/22/13	7/22/13 21:52	LBD
2-Hexanone (MBK)	ND	5.0	µg/L	1		SW-846 8260C	7/19/13	7/20/13 7:46	LBD
Isopropylbenzene (Cumene)	ND	10	µg/L	20		SW-846 8260C	7/22/13	7/22/13 21:52	LBD
Isopropylbenzene (Cumene)	ND	0.50	µg/L	1		SW-846 8260C	7/19/13	7/20/13 7:46	LBD
p-Isopropyltoluene (p-Cymene)	ND	10	µg/L	20		SW-846 8260C	7/22/13	7/22/13 21:52	LBD
p-Isopropyltoluene (p-Cymene)	ND	0.50	µg/L	1		SW-846 8260C	7/19/13	7/20/13 7:46	LBD

con-test® ANALYTICAL LABORATORY

39 Spruce Street * East Longmeadow, MA 01028 * FAX 413/525-6405 * TEL. 413/525-2332

Project Location: 25 Skinner St., East Hampton, CT Sample Description: Work Order: 13G0738

Date Received: 7/18/2013

Field Sample #: MW-4 Sampled: 7/17/2013 09:55

Sample ID: 13G0738-04

Sample Matrix: Ground Water

Volatile Organic Compounds by GC/MS

Analyte	Results	RL	Units	Dilution	Flag	Method	Date Prepared	Date/Time Analyzed	Analyst
Methyl tert-Butyl Ether (MTBE)	ND	10	µg/L	20		SW-846 8260C	7/22/13	7/22/13 21:52	LBD
Methyl tert-Butyl Ether (MTBE)	ND	0.50	µg/L	1		SW-846 8260C	7/19/13	7/20/13 7:46	LBD
Methylene Chloride	ND	100	µg/L	20		SW-846 8260C	7/22/13	7/22/13 21:52	LBD
Methylene Chloride	ND	5.0	µg/L	1	L-03, V-05	SW-846 8260C	7/19/13	7/20/13 7:46	LBD
4-Methyl-2-pentanone (MIBK)	ND	100	µg/L	20		SW-846 8260C	7/22/13	7/22/13 21:52	LBD
4-Methyl-2-pentanone (MIBK)	ND	5.0	µg/L	1		SW-846 8260C	7/19/13	7/20/13 7:46	LBD
Naphthalene	ND	40	µg/L	20		SW-846 8260C	7/22/13	7/22/13 21:52	LBD
Naphthalene	ND	2.0	µg/L	1		SW-846 8260C	7/19/13	7/20/13 7:46	LBD
n-Propylbenzene	ND	20	µg/L	20		SW-846 8260C	7/22/13	7/22/13 21:52	LBD
n-Propylbenzene	ND	1.0	µg/L	1		SW-846 8260C	7/19/13	7/20/13 7:46	LBD
Styrene	ND	20	µg/L	20		SW-846 8260C	7/22/13	7/22/13 21:52	LBD
Styrene	ND	1.0	µg/L	1		SW-846 8260C	7/19/13	7/20/13 7:46	LBD
1,1,1,2-Tetrachloroethane	ND	1.0	µg/L	1		SW-846 8260C	7/19/13	7/20/13 7:46	LBD
1,1,1,2-Tetrachloroethane	ND	20	µg/L	20		SW-846 8260C	7/22/13	7/22/13 21:52	LBD
1,1,2,2-Tetrachloroethane	ND	0.50	µg/L	1		SW-846 8260C	7/19/13	7/20/13 7:46	LBD
1,1,2,2-Tetrachloroethane	ND	10	µg/L	20		SW-846 8260C	7/22/13	7/22/13 21:52	LBD
Tetrachloroethylene	ND	20	µg/L	20		SW-846 8260C	7/22/13	7/22/13 21:52	LBD
Tetrachloroethylene	ND	1.0	µg/L	1		SW-846 8260C	7/19/13	7/20/13 7:46	LBD
Tetrahydrofuran	ND	200	µg/L	20		SW-846 8260C	7/22/13	7/22/13 21:52	LBD
Tetrahydrofuran	ND	10	µg/L	1		SW-846 8260C	7/19/13	7/20/13 7:46	LBD
Toluene	ND	20	µg/L	20		SW-846 8260C	7/22/13	7/22/13 21:52	LBD
Toluene	2.7	1.0	µg/L	1		SW-846 8260C	7/19/13	7/20/13 7:46	LBD
1,2,3-Trichlorobenzene	ND	2.0	µg/L	1		SW-846 8260C	7/19/13	7/20/13 7:46	LBD
1,2,3-Trichlorobenzene	ND	40	µg/L	20		SW-846 8260C	7/22/13	7/22/13 21:52	LBD
1,2,4-Trichlorobenzene	ND	0.50	µg/L	1		SW-846 8260C	7/19/13	7/20/13 7:46	LBD
1,2,4-Trichlorobenzene	ND	10	µg/L	20		SW-846 8260C	7/22/13	7/22/13 21:52	LBD
1,1,1-Trichloroethane	400	0.50	µg/L	1	E	SW-846 8260C	7/19/13	7/20/13 7:46	LBD
1,1,1-Trichloroethane	180	10	µg/L	20		SW-846 8260C	7/22/13	7/22/13 21:52	LBD
1,1,2-Trichloroethane	ND	0.50	µg/L	1		SW-846 8260C	7/19/13	7/20/13 7:46	LBD
1,1,2-Trichloroethane	ND	10	µg/L	20		SW-846 8260C	7/22/13	7/22/13 21:52	LBD
Trichloroethylene	ND	20	µg/L	20		SW-846 8260C	7/22/13	7/22/13 21:52	LBD
Trichloroethylene	1.4	1.0	µg/L	1		SW-846 8260C	7/19/13	7/20/13 7:46	LBD
Trichlorofluoromethane (Freon 11)	ND	40	µg/L	20		SW-846 8260C	7/22/13	7/22/13 21:52	LBD
Trichlorofluoromethane (Freon 11)	ND	2.0	µg/L	1		SW-846 8260C	7/19/13	7/20/13 7:46	LBD
1,2,3-Trichloropropane	ND	1.0	µg/L	1		SW-846 8260C	7/19/13	7/20/13 7:46	LBD
1,2,3-Trichloropropane	ND	20	µg/L	20		SW-846 8260C	7/22/13	7/22/13 21:52	LBD
1,1,2-Trichloro-1,2,2-trifluoroethane (Freon 113)	ND	0.50	µg/L	1		SW-846 8260C	7/19/13	7/20/13 7:46	LBD
1,1,2-Trichloro-1,2,2-trifluoroethane (Freon 113)	ND	10	µg/L	20		SW-846 8260C	7/22/13	7/22/13 21:52	LBD
1,2,4-Trimethylbenzene	ND	0.50	µg/L	1		SW-846 8260C	7/19/13	7/20/13 7:46	LBD
1,2,4-Trimethylbenzene	ND	10	µg/L	20		SW-846 8260C	7/22/13	7/22/13 21:52	LBD
1,3,5-Trimethylbenzene	ND	10	µg/L	20		SW-846 8260C	7/22/13	7/22/13 21:52	LBD
1,3,5-Trimethylbenzene	ND	0.50	µg/L	1		SW-846 8260C	7/19/13	7/20/13 7:46	LBD
Vinyl Chloride	ND	1.0	µg/L	1		SW-846 8260C	7/19/13	7/20/13 7:46	LBD

con-test® ANALYTICAL LABORATORY

39 Spruce Street * East Longmeadow, MA 01028 * FAX 413/525-6405 * TEL. 413/525-2332

Project Location: 25 Skinner St., East Hampton, CT Sample Description: Work Order: 13G0738

Date Received: 7/18/2013

Field Sample #: MW-4 Sampled: 7/17/2013 09:55

Sample ID: 13G0738-04

Sample Matrix: Ground Water

Volatile Organic Compounds by GC/MS

Analyte	Results	RL	Units	Dilution	Flag	Method	Date Prepared	Date/Time Analyzed	Analyst
Vinyl Chloride	ND	20	µg/L	20		SW-846 8260C	7/22/13	7/22/13 21:52	LBD
m+p Xylene	ND	40	µg/L	20		SW-846 8260C	7/22/13	7/22/13 21:52	LBD
m+p Xylene	ND	2.0	µg/L	1		SW-846 8260C	7/19/13	7/20/13 7:46	LBD
o-Xylene	ND	20	µg/L	20		SW-846 8260C	7/22/13	7/22/13 21:52	LBD
o-Xylene	ND	1.0	µg/L	1		SW-846 8260C	7/19/13	7/20/13 7:46	LBD

Surrogates	% Recovery	Recovery Limits	Flag	
1,2-Dichloroethane-d4	106	70-130		7/20/13 7:46
1,2-Dichloroethane-d4	113	70-130		7/22/13 21:52
Toluene-d8	99.9	70-130		7/22/13 21:52
Toluene-d8	97.6	70-130		7/20/13 7:46
4-Bromofluorobenzene	96.4	70-130		7/22/13 21:52
4-Bromofluorobenzene	99.9	70-130		7/20/13 7:46

con-test® ANALYTICAL LABORATORY

39 Spruce Street * East Longmeadow, MA 01028 * FAX 413/525-6405 * TEL. 413/525-2332

Project Location: 25 Skinner St., East Hampton, CT Sample Description: Work Order: 13G0738

Date Received: 7/18/2013

Field Sample #: MW-4 Sampled: 7/17/2013 09:55

Sample ID: 13G0738-04

Sample Matrix: Ground Water

Semivolatile Organic Compounds by GC/MS

Analyte	Results	RL	Units	Dilution	Flag	Method	Date Prepared	Date/Time Analyzed	Analyst
Acenaphthene (low)	ND	0.30	µg/L	1		SW-846 8270D	7/19/13	7/26/13 19:57	CJM
Acenaphthylene (low)	ND	0.30	µg/L	1		SW-846 8270D	7/19/13	7/26/13 19:57	CJM
Anthracene (low)	ND	0.20	µg/L	1		SW-846 8270D	7/19/13	7/26/13 19:57	CJM
Benzo(a)anthracene (low)	ND	0.050	µg/L	1		SW-846 8270D	7/19/13	7/26/13 19:57	CJM
Benzo(a)pyrene (low)	ND	0.10	µg/L	1		SW-846 8270D	7/19/13	7/26/13 19:57	CJM
Benzo(b)fluoranthene (low)	0.052	0.050	µg/L	1		SW-846 8270D	7/19/13	7/26/13 19:57	CJM
Benzo(g,h,i)perylene (low)	ND	0.50	µg/L	1		SW-846 8270D	7/19/13	7/26/13 19:57	CJM
Benzo(k)fluoranthene (low)	ND	0.20	µg/L	1		SW-846 8270D	7/19/13	7/26/13 19:57	CJM
Chrysene (low)	ND	0.20	µg/L	1		SW-846 8270D	7/19/13	7/26/13 19:57	CJM
Dibenz(a,h)anthracene (low)	ND	0.20	µg/L	1		SW-846 8270D	7/19/13	7/26/13 19:57	CJM
Fluoranthene (low)	ND	0.50	µg/L	1		SW-846 8270D	7/19/13	7/26/13 19:57	CJM
Fluorene (low)	ND	1.0	µg/L	1		SW-846 8270D	7/19/13	7/26/13 19:57	CJM
Indeno(1,2,3-cd)pyrene (low)	ND	0.20	µg/L	1		SW-846 8270D	7/19/13	7/26/13 19:57	CJM
2-Methylnaphthalene (low)	ND	1.0	µg/L	1		SW-846 8270D	7/19/13	7/26/13 19:57	CJM
Naphthalene (low)	ND	1.0	µg/L	1		SW-846 8270D	7/19/13	7/26/13 19:57	CJM
Phenanthrene (low)	ND	0.050	µg/L	1		SW-846 8270D	7/19/13	7/26/13 19:57	CJM
Pyrene (low)	ND	1.0	µg/L	1		SW-846 8270D	7/19/13	7/26/13 19:57	CJM

Surrogates	% Recovery	Recovery Limits	Flag	
Nitrobenzene-d5 (low)	62.5	30-130		7/26/13 19:57
2-Fluorobiphenyl (low)	61.1	30-130		7/26/13 19:57
p-Terphenyl-d14 (low)	44.1	30-130		7/26/13 19:57

39 Spruce Street * East Longmeadow, MA 01028 * FAX 413/525-6405 * TEL. 413/525-2332

Project Location: 25 Skinner St., East Hampton, CT Sample Description: Work Order: 13G0738

Date Received: 7/18/2013

Field Sample #: MW-4 Sampled: 7/17/2013 09:55

Sample ID: 13G0738-04

Sample Matrix: Ground Water

Petroleum Hydrocarbons Analyses

Analyte	Results	RL	Units	Dilution	Flag	Method	Date Prepared	Date/Time Analyzed	Analyst
CT ETPH	7.7	0.75	mg/L	10		CTDEP ETPH	7/23/13	7/24/13 17:14	SCS

Surrogates	% Recovery	Recovery Limits	Flag	
o-Terphenyl	84.4	50-150		7/24/13 17:14

39 Spruce Street * East Longmeadow, MA 01028 * FAX 413/525-6405 * TEL. 413/525-2332

Project Location: 25 Skinner St., East Hampton, CT Sample Description: Work Order: 13G0738

Date Received: 7/18/2013

Field Sample #: MW-4 Sampled: 7/17/2013 09:55

Sample ID: 13G0738-04

Sample Matrix: Ground Water

Metals Analyses (Total)

Analyte	Results	RL	Units	Dilution	Flag	Method	Date Prepared	Date/Time Analyzed	Analyst
Antimony	ND	5.0	µg/L	5		SW-846 6020A	7/18/13	7/19/13 13:50	KSH
Arsenic	ND	2.0	µg/L	5		SW-846 6020A	7/18/13	7/19/13 13:50	KSH
Beryllium	ND	2.0	µg/L	5		SW-846 6020A	7/18/13	7/19/13 13:50	KSH
Cadmium	ND	2.5	µg/L	5		SW-846 6020A	7/18/13	7/19/13 13:50	KSH
Chromium	ND	5.0	µg/L	5		SW-846 6020A	7/18/13	7/19/13 13:50	KSH
Copper	150	25	µg/L	5		SW-846 6020A	7/18/13	7/19/13 13:50	KSH
Lead	ND	5.0	µg/L	5		SW-846 6020A	7/18/13	7/19/13 13:50	KSH
Mercury	ND	0.00010	mg/L	1		SW-846 7470A	7/19/13	7/19/13 12:07	SAJ
Nickel	280	25	µg/L	5		SW-846 6020A	7/18/13	7/19/13 13:50	KSH
Selenium	ND	25	µg/L	5		SW-846 6020A	7/18/13	7/19/13 13:50	KSH
Silver	ND	2.5	µg/L	5		SW-846 6020A	7/18/13	7/19/13 13:50	KSH
Thallium	ND	1.0	µg/L	5		SW-846 6020A	7/18/13	7/19/13 13:50	KSH
Zinc	190	50	µg/L	5		SW-846 6020A	7/18/13	7/19/13 13:50	KSH

con-test® ANALYTICAL LABORATORY

39 Spruce Street * East Longmeadow, MA 01028 * FAX 413/525-6405 * TEL. 413/525-2332

Project Location: 25 Skinner St., East Hampton, CT Sample Description: Work Order: 13G0738

Date Received: 7/18/2013

Field Sample #: MW-5 Sampled: 7/17/2013 12:59

Sample ID: 13G0738-05

Sample Matrix: Ground Water

Semivolatile Organic Compounds by GC/MS

Analyte	Results	RL	Units	Dilution	Flag	Method	Date Prepared	Date/Time Analyzed	Analyst
Acenaphthene (low)	ND	0.30	µg/L	1		SW-846 8270D	7/19/13	7/26/13 20:26	CJM
Acenaphthylene (low)	ND	0.30	µg/L	1		SW-846 8270D	7/19/13	7/26/13 20:26	CJM
Anthracene (low)	ND	0.20	µg/L	1		SW-846 8270D	7/19/13	7/26/13 20:26	CJM
Benzo(a)anthracene (low)	ND	0.050	µg/L	1		SW-846 8270D	7/19/13	7/26/13 20:26	CJM
Benzo(a)pyrene (low)	ND	0.10	µg/L	1		SW-846 8270D	7/19/13	7/26/13 20:26	CJM
Benzo(b)fluoranthene (low)	ND	0.050	µg/L	1		SW-846 8270D	7/19/13	7/26/13 20:26	CJM
Benzo(g,h,i)perylene (low)	ND	0.50	µg/L	1		SW-846 8270D	7/19/13	7/26/13 20:26	CJM
Benzo(k)fluoranthene (low)	ND	0.20	µg/L	1		SW-846 8270D	7/19/13	7/26/13 20:26	CJM
Chrysene (low)	ND	0.20	µg/L	1		SW-846 8270D	7/19/13	7/26/13 20:26	CJM
Dibenz(a,h)anthracene (low)	ND	0.20	µg/L	1		SW-846 8270D	7/19/13	7/26/13 20:26	CJM
Fluoranthene (low)	ND	0.50	µg/L	1		SW-846 8270D	7/19/13	7/26/13 20:26	CJM
Fluorene (low)	ND	1.0	µg/L	1		SW-846 8270D	7/19/13	7/26/13 20:26	CJM
Indeno(1,2,3-cd)pyrene (low)	ND	0.20	µg/L	1		SW-846 8270D	7/19/13	7/26/13 20:26	CJM
2-Methylnaphthalene (low)	ND	1.0	µg/L	1		SW-846 8270D	7/19/13	7/26/13 20:26	CJM
Naphthalene (low)	ND	1.0	µg/L	1		SW-846 8270D	7/19/13	7/26/13 20:26	CJM
Phenanthrene (low)	ND	0.050	µg/L	1		SW-846 8270D	7/19/13	7/26/13 20:26	CJM
Pyrene (low)	ND	1.0	µg/L	1		SW-846 8270D	7/19/13	7/26/13 20:26	CJM

Surrogates	% Recovery	Recovery Limits	Flag	
Nitrobenzene-d5 (low)	71.0	30-130		7/26/13 20:26
2-Fluorobiphenyl (low)	72.4	30-130		7/26/13 20:26
p-Terphenyl-d14 (low)	57.8	30-130		7/26/13 20:26

39 Spruce Street * East Longmeadow, MA 01028 * FAX 413/525-6405 * TEL. 413/525-2332

Project Location: 25 Skinner St., East Hampton, CT Sample Description: Work Order: 13G0738

Date Received: 7/18/2013

Field Sample #: MW-5 Sampled: 7/17/2013 12:59

Sample ID: 13G0738-05

Sample Matrix: Ground Water

Petroleum Hydrocarbons Analyses

Analyte	Results	RL	Units	Dilution	Flag	Method	Date Prepared	Date/Time Analyzed	Analyst
CT ETPH	ND	0.075	mg/L	1		CTDEP ETPH	7/23/13	7/23/13 21:13	SCS

Surrogates	% Recovery	Recovery Limits	Flag	
o-Terphenyl	85.9	50-150		7/23/13 21:13

39 Spruce Street * East Longmeadow, MA 01028 * FAX 413/525-6405 * TEL. 413/525-2332

Project Location: 25 Skinner St., East Hampton, CT Sample Description: Work Order: 13G0738

Date Received: 7/18/2013

Field Sample #: MW-5 Sampled: 7/17/2013 12:59

Sample ID: 13G0738-05

Sample Matrix: Ground Water

Metals Analyses (Total)

Analyte	Results	RL	Units	Dilution	Flag	Method	Date Prepared	Date/Time Analyzed	Analyst
Antimony	ND	5.0	µg/L	5		SW-846 6020A	7/18/13	7/19/13 13:54	KSH
Arsenic	13	2.0	µg/L	5		SW-846 6020A	7/18/13	7/19/13 13:54	KSH
Beryllium	ND	2.0	µg/L	5		SW-846 6020A	7/18/13	7/19/13 13:54	KSH
Cadmium	ND	2.5	µg/L	5		SW-846 6020A	7/18/13	7/19/13 13:54	KSH
Chromium	ND	5.0	µg/L	5		SW-846 6020A	7/18/13	7/19/13 13:54	KSH
Copper	ND	25	µg/L	5		SW-846 6020A	7/18/13	7/19/13 13:54	KSH
Lead	ND	5.0	µg/L	5		SW-846 6020A	7/18/13	7/19/13 13:54	KSH
Mercury	ND	0.00010	mg/L	1		SW-846 7470A	7/19/13	7/19/13 12:08	SAJ
Nickel	ND	25	µg/L	5		SW-846 6020A	7/18/13	7/19/13 13:54	KSH
Selenium	ND	25	µg/L	5		SW-846 6020A	7/18/13	7/19/13 13:54	KSH
Silver	ND	2.5	µg/L	5		SW-846 6020A	7/18/13	7/19/13 13:54	KSH
Thallium	ND	1.0	µg/L	5		SW-846 6020A	7/18/13	7/19/13 13:54	KSH
Zinc	54	50	µg/L	5		SW-846 6020A	7/18/13	7/19/13 13:54	KSH

con-test® ANALYTICAL LABORATORY

39 Spruce Street * East Longmeadow, MA 01028 * FAX 413/525-6405 * TEL. 413/525-2332

Project Location: 25 Skinner St., East Hampton, CT Sample Description: Work Order: 13G0738

Date Received: 7/18/2013

Field Sample #: MW-6 Sampled: 7/17/2013 13:56

Sample ID: 13G0738-06

Sample Matrix: Ground Water

Semivolatile Organic Compounds by GC/MS

Analyte	Results	RL	Units	Dilution	Flag	Method	Date Prepared	Date/Time Analyzed	Analyst
Acenaphthene (low)	ND	0.30	µg/L	1		SW-846 8270D	7/19/13	7/26/13 20:55	CJM
Acenaphthylene (low)	ND	0.30	µg/L	1		SW-846 8270D	7/19/13	7/26/13 20:55	CJM
Anthracene (low)	ND	0.20	µg/L	1		SW-846 8270D	7/19/13	7/26/13 20:55	CJM
Benzo(a)anthracene (low)	ND	0.050	µg/L	1		SW-846 8270D	7/19/13	7/26/13 20:55	CJM
Benzo(a)pyrene (low)	ND	0.10	µg/L	1		SW-846 8270D	7/19/13	7/26/13 20:55	CJM
Benzo(b)fluoranthene (low)	ND	0.050	µg/L	1		SW-846 8270D	7/19/13	7/26/13 20:55	CJM
Benzo(g,h,i)perylene (low)	ND	0.50	µg/L	1		SW-846 8270D	7/19/13	7/26/13 20:55	CJM
Benzo(k)fluoranthene (low)	ND	0.20	µg/L	1		SW-846 8270D	7/19/13	7/26/13 20:55	CJM
Chrysene (low)	ND	0.20	µg/L	1		SW-846 8270D	7/19/13	7/26/13 20:55	CJM
Dibenz(a,h)anthracene (low)	ND	0.20	µg/L	1		SW-846 8270D	7/19/13	7/26/13 20:55	CJM
Fluoranthene (low)	ND	0.50	µg/L	1		SW-846 8270D	7/19/13	7/26/13 20:55	CJM
Fluorene (low)	ND	1.0	µg/L	1		SW-846 8270D	7/19/13	7/26/13 20:55	CJM
Indeno(1,2,3-cd)pyrene (low)	ND	0.20	µg/L	1		SW-846 8270D	7/19/13	7/26/13 20:55	CJM
2-Methylnaphthalene (low)	ND	1.0	µg/L	1		SW-846 8270D	7/19/13	7/26/13 20:55	CJM
Naphthalene (low)	ND	1.0	µg/L	1		SW-846 8270D	7/19/13	7/26/13 20:55	CJM
Phenanthrene (low)	ND	0.050	µg/L	1		SW-846 8270D	7/19/13	7/26/13 20:55	CJM
Pyrene (low)	ND	1.0	µg/L	1		SW-846 8270D	7/19/13	7/26/13 20:55	CJM

Surrogates	% Recovery	Recovery Limits	Flag	
Nitrobenzene-d5 (low)	60.3	30-130		7/26/13 20:55
2-Fluorobiphenyl (low)	61.0	30-130		7/26/13 20:55
p-Terphenyl-d14 (low)	50.1	30-130		7/26/13 20:55

39 Spruce Street * East Longmeadow, MA 01028 * FAX 413/525-6405 * TEL. 413/525-2332

Project Location: 25 Skinner St., East Hampton, CT Sample Description: Work Order: 13G0738

Date Received: 7/18/2013

Field Sample #: MW-6 Sampled: 7/17/2013 13:56

Sample ID: 13G0738-06

Sample Matrix: Ground Water

Metals Analyses (Total)

Analyte	Results	RL	Units	Dilution	Flag	Method	Date Prepared	Date/Time Analyzed	Analyst
Antimony	ND	5.0	µg/L	5		SW-846 6020A	7/18/13	7/19/13 13:57	KSH
Arsenic	ND	2.0	µg/L	5		SW-846 6020A	7/18/13	7/19/13 13:57	KSH
Beryllium	ND	2.0	µg/L	5		SW-846 6020A	7/18/13	7/19/13 13:57	KSH
Cadmium	ND	2.5	µg/L	5		SW-846 6020A	7/18/13	7/19/13 13:57	KSH
Chromium	ND	5.0	µg/L	5		SW-846 6020A	7/18/13	7/19/13 13:57	KSH
Copper	ND	25	µg/L	5		SW-846 6020A	7/18/13	7/19/13 13:57	KSH
Lead	ND	5.0	µg/L	5		SW-846 6020A	7/18/13	7/19/13 13:57	KSH
Mercury	ND	0.00010	mg/L	1		SW-846 7470A	7/19/13	7/19/13 12:10	SAJ
Nickel	ND	25	µg/L	5		SW-846 6020A	7/18/13	7/19/13 13:57	KSH
Selenium	ND	25	µg/L	5		SW-846 6020A	7/18/13	7/19/13 13:57	KSH
Silver	ND	2.5	µg/L	5		SW-846 6020A	7/18/13	7/19/13 13:57	KSH
Thallium	ND	1.0	µg/L	5		SW-846 6020A	7/18/13	7/19/13 13:57	KSH
Zinc	ND	50	µg/L	5		SW-846 6020A	7/18/13	7/19/13 13:57	KSH

con-test® ANALYTICAL LABORATORY

39 Spruce Street * East Longmeadow, MA 01028 * FAX 413/525-6405 * TEL. 413/525-2332

Project Location: 25 Skinner St., East Hampton, CT Sample Description: Work Order: 13G0738

Date Received: 7/18/2013

Field Sample #: MW-7 Sampled: 7/17/2013 12:00

Sample ID: 13G0738-07

Sample Matrix: Ground Water

Volatile Organic Compounds by GC/MS

Analyte	Results	RL	Units	Dilution	Flag	Method	Date Prepared	Date/Time Analyzed	Analyst
Acetone	ND	20	µg/L	1		SW-846 8260C	7/19/13	7/20/13 8:17	LBD
Acrylonitrile	ND	2.0	µg/L	1		SW-846 8260C	7/19/13	7/20/13 8:17	LBD
Benzene	ND	0.50	µg/L	1		SW-846 8260C	7/19/13	7/20/13 8:17	LBD
Bromobenzene	ND	0.50	µg/L	1		SW-846 8260C	7/19/13	7/20/13 8:17	LBD
Bromodichloromethane	ND	1.0	µg/L	1		SW-846 8260C	7/19/13	7/20/13 8:17	LBD
Bromoform	ND	0.50	µg/L	1		SW-846 8260C	7/19/13	7/20/13 8:17	LBD
Bromomethane	ND	1.0	µg/L	1	V-19	SW-846 8260C	7/19/13	7/20/13 8:17	LBD
2-Butanone (MEK)	ND	5.0	µg/L	1		SW-846 8260C	7/19/13	7/20/13 8:17	LBD
n-Butylbenzene	ND	1.0	µg/L	1		SW-846 8260C	7/19/13	7/20/13 8:17	LBD
sec-Butylbenzene	ND	1.0	µg/L	1		SW-846 8260C	7/19/13	7/20/13 8:17	LBD
tert-Butylbenzene	ND	1.0	µg/L	1		SW-846 8260C	7/19/13	7/20/13 8:17	LBD
Carbon Disulfide	ND	5.0	µg/L	1		SW-846 8260C	7/19/13	7/20/13 8:17	LBD
Carbon Tetrachloride	ND	0.50	µg/L	1		SW-846 8260C	7/19/13	7/20/13 8:17	LBD
Chlorobenzene	ND	0.50	µg/L	1		SW-846 8260C	7/19/13	7/20/13 8:17	LBD
Chlorodibromomethane	ND	0.50	µg/L	1		SW-846 8260C	7/19/13	7/20/13 8:17	LBD
Chloroethane	ND	1.0	µg/L	1		SW-846 8260C	7/19/13	7/20/13 8:17	LBD
Chloroform	ND	0.50	µg/L	1		SW-846 8260C	7/19/13	7/20/13 8:17	LBD
Chloromethane	0.98	0.50	µg/L	1	L-03, V-05	SW-846 8260C	7/19/13	7/20/13 8:17	LBD
2-Chlorotoluene	ND	0.50	µg/L	1		SW-846 8260C	7/19/13	7/20/13 8:17	LBD
4-Chlorotoluene	ND	0.50	µg/L	1		SW-846 8260C	7/19/13	7/20/13 8:17	LBD
1,2-Dibromo-3-chloropropane (DBCP)	ND	2.0	µg/L	1		SW-846 8260C	7/19/13	7/20/13 8:17	LBD
1,2-Dibromoethane (EDB)	ND	0.50	µg/L	1		SW-846 8260C	7/19/13	7/20/13 8:17	LBD
Dibromomethane	ND	0.50	µg/L	1		SW-846 8260C	7/19/13	7/20/13 8:17	LBD
1,2-Dichlorobenzene	ND	0.50	µg/L	1		SW-846 8260C	7/19/13	7/20/13 8:17	LBD
1,3-Dichlorobenzene	ND	0.50	µg/L	1		SW-846 8260C	7/19/13	7/20/13 8:17	LBD
1,4-Dichlorobenzene	ND	0.50	µg/L	1		SW-846 8260C	7/19/13	7/20/13 8:17	LBD
trans-1,4-Dichloro-2-butene	ND	2.0	µg/L	1		SW-846 8260C	7/19/13	7/20/13 8:17	LBD
Dichlorodifluoromethane (Freon 12)	ND	0.50	µg/L	1		SW-846 8260C	7/19/13	7/20/13 8:17	LBD
1,1-Dichloroethane	ND	0.50	µg/L	1		SW-846 8260C	7/19/13	7/20/13 8:17	LBD
1,2-Dichloroethane	ND	0.50	µg/L	1		SW-846 8260C	7/19/13	7/20/13 8:17	LBD
1,1-Dichloroethylene	ND	0.50	µg/L	1		SW-846 8260C	7/19/13	7/20/13 8:17	LBD
cis-1,2-Dichloroethylene	ND	0.50	µg/L	1		SW-846 8260C	7/19/13	7/20/13 8:17	LBD
trans-1,2-Dichloroethylene	ND	1.0	µg/L	1		SW-846 8260C	7/19/13	7/20/13 8:17	LBD
1,2-Dichloropropane	ND	0.50	µg/L	1		SW-846 8260C	7/19/13	7/20/13 8:17	LBD
1,3-Dichloropropane	ND	0.50	µg/L	1		SW-846 8260C	7/19/13	7/20/13 8:17	LBD
2,2-Dichloropropane	ND	0.50	µg/L	1	L-03, V-05	SW-846 8260C	7/19/13	7/20/13 8:17	LBD
1,1-Dichloropropene	ND	0.50	µg/L	1		SW-846 8260C	7/19/13	7/20/13 8:17	LBD
cis-1,3-Dichloropropene	ND	1.0	µg/L	1		SW-846 8260C	7/19/13	7/20/13 8:17	LBD
trans-1,3-Dichloropropene	ND	2.0	µg/L	1		SW-846 8260C	7/19/13	7/20/13 8:17	LBD
Ethylbenzene	ND	0.50	µg/L	1		SW-846 8260C	7/19/13	7/20/13 8:17	LBD
Hexachlorobutadiene	ND	0.40	µg/L	1		SW-846 8260C	7/19/13	7/20/13 8:17	LBD
2-Hexanone (MBK)	ND	5.0	µg/L	1		SW-846 8260C	7/19/13	7/20/13 8:17	LBD
Isopropylbenzene (Cumene)	ND	0.50	µg/L	1		SW-846 8260C	7/19/13	7/20/13 8:17	LBD
p-Isopropyltoluene (p-Cymene)	ND	0.50	µg/L	1		SW-846 8260C	7/19/13	7/20/13 8:17	LBD

con-test® ANALYTICAL LABORATORY

39 Spruce Street * East Longmeadow, MA 01028 * FAX 413/525-6405 * TEL. 413/525-2332

Project Location: 25 Skinner St., East Hampton, CT Sample Description: Work Order: 13G0738

Date Received: 7/18/2013

Field Sample #: MW-7 Sampled: 7/17/2013 12:00

Sample ID: 13G0738-07

Sample Matrix: Ground Water

Volatile Organic Compounds by GC/MS

Analyte	Results	RL	Units	Dilution	Flag	Method	Date Prepared	Date/Time Analyzed	Analyst
Methyl tert-Butyl Ether (MTBE)	ND	0.50	µg/L	1		SW-846 8260C	7/19/13	7/20/13 8:17	LBD
Methylene Chloride	ND	5.0	µg/L	1	L-03, V-05	SW-846 8260C	7/19/13	7/20/13 8:17	LBD
4-Methyl-2-pentanone (MIBK)	ND	5.0	µg/L	1		SW-846 8260C	7/19/13	7/20/13 8:17	LBD
Naphthalene	ND	2.0	µg/L	1		SW-846 8260C	7/19/13	7/20/13 8:17	LBD
n-Propylbenzene	ND	1.0	µg/L	1		SW-846 8260C	7/19/13	7/20/13 8:17	LBD
Styrene	ND	1.0	µg/L	1		SW-846 8260C	7/19/13	7/20/13 8:17	LBD
1,1,1,2-Tetrachloroethane	ND	1.0	µg/L	1		SW-846 8260C	7/19/13	7/20/13 8:17	LBD
1,1,2,2-Tetrachloroethane	ND	0.50	µg/L	1		SW-846 8260C	7/19/13	7/20/13 8:17	LBD
Tetrachloroethylene	ND	1.0	µg/L	1		SW-846 8260C	7/19/13	7/20/13 8:17	LBD
Tetrahydrofuran	ND	10	µg/L	1		SW-846 8260C	7/19/13	7/20/13 8:17	LBD
Toluene	ND	1.0	µg/L	1		SW-846 8260C	7/19/13	7/20/13 8:17	LBD
1,2,3-Trichlorobenzene	ND	2.0	µg/L	1		SW-846 8260C	7/19/13	7/20/13 8:17	LBD
1,2,4-Trichlorobenzene	ND	0.50	µg/L	1		SW-846 8260C	7/19/13	7/20/13 8:17	LBD
1,1,1-Trichloroethane	ND	0.50	µg/L	1		SW-846 8260C	7/19/13	7/20/13 8:17	LBD
1,1,2-Trichloroethane	ND	0.50	µg/L	1		SW-846 8260C	7/19/13	7/20/13 8:17	LBD
Trichloroethylene	ND	1.0	µg/L	1		SW-846 8260C	7/19/13	7/20/13 8:17	LBD
Trichlorofluoromethane (Freon 11)	ND	2.0	µg/L	1		SW-846 8260C	7/19/13	7/20/13 8:17	LBD
1,2,3-Trichloropropane	ND	1.0	µg/L	1		SW-846 8260C	7/19/13	7/20/13 8:17	LBD
1,1,2-Trichloro-1,2,2-trifluoroethane (Freon 113)	ND	0.50	µg/L	1		SW-846 8260C	7/19/13	7/20/13 8:17	LBD
1,2,4-Trimethylbenzene	ND	0.50	µg/L	1		SW-846 8260C	7/19/13	7/20/13 8:17	LBD
1,3,5-Trimethylbenzene	ND	0.50	µg/L	1		SW-846 8260C	7/19/13	7/20/13 8:17	LBD
Vinyl Chloride	ND	1.0	µg/L	1		SW-846 8260C	7/19/13	7/20/13 8:17	LBD
m+p Xylene	ND	2.0	µg/L	1		SW-846 8260C	7/19/13	7/20/13 8:17	LBD
o-Xylene	ND	1.0	µg/L	1		SW-846 8260C	7/19/13	7/20/13 8:17	LBD

Surrogates	% Recovery	Recovery Limits	Flag	
1,2-Dichloroethane-d4	106	70-130		7/20/13 8:17
Toluene-d8	97.6	70-130		7/20/13 8:17
4-Bromofluorobenzene	99.6	70-130		7/20/13 8:17

39 Spruce Street * East Longmeadow, MA 01028 * FAX 413/525-6405 * TEL. 413/525-2332

Project Location: 25 Skinner St., East Hampton, CT Sample Description: Work Order: 13G0738

Date Received: 7/18/2013

Field Sample #: MW-7 Sampled: 7/17/2013 12:00

Sample ID: 13G0738-07

Sample Matrix: Ground Water

Metals Analyses (Total)

Analyte	Results	RL	Units	Dilution	Flag	Method	Date Prepared	Date/Time Analyzed	Analyst
Antimony	ND	5.0	µg/L	5		SW-846 6020A	7/18/13	7/19/13 14:01	KSH
Arsenic	26	2.0	µg/L	5		SW-846 6020A	7/18/13	7/19/13 14:01	KSH
Beryllium	ND	2.0	µg/L	5		SW-846 6020A	7/18/13	7/19/13 14:01	KSH
Cadmium	ND	2.5	µg/L	5		SW-846 6020A	7/18/13	7/19/13 14:01	KSH
Chromium	7.7	5.0	µg/L	5		SW-846 6020A	7/18/13	7/19/13 14:01	KSH
Copper	ND	25	µg/L	5		SW-846 6020A	7/18/13	7/19/13 14:01	KSH
Lead	ND	5.0	µg/L	5		SW-846 6020A	7/18/13	7/19/13 14:01	KSH
Mercury	ND	0.00010	mg/L	1		SW-846 7470A	7/19/13	7/19/13 12:12	SAJ
Nickel	ND	25	µg/L	5		SW-846 6020A	7/18/13	7/19/13 14:01	KSH
Selenium	ND	25	µg/L	5		SW-846 6020A	7/18/13	7/19/13 14:01	KSH
Silver	ND	2.5	µg/L	5		SW-846 6020A	7/18/13	7/19/13 14:01	KSH
Thallium	ND	1.0	µg/L	5		SW-846 6020A	7/18/13	7/19/13 14:01	KSH
Zinc	ND	50	µg/L	5		SW-846 6020A	7/18/13	7/19/13 14:01	KSH

con-test® ANALYTICAL LABORATORY

39 Spruce Street * East Longmeadow, MA 01028 * FAX 413/525-6405 * TEL. 413/525-2332

Project Location: 25 Skinner St., East Hampton, CT Sample Description: Work Order: 13G0738

Date Received: 7/18/2013

Field Sample #: MW-7 Dup Sampled: 7/17/2013 12:02

Sample ID: 13G0738-08

Sample Matrix: Ground Water

Volatile Organic Compounds by GC/MS

Analyte	Results	RL	Units	Dilution	Flag	Method	Date Prepared	Date/Time Analyzed	Analyst
Acetone	ND	20	µg/L	1		SW-846 8260C	7/19/13	7/20/13 8:48	LBD
Acrylonitrile	ND	2.0	µg/L	1		SW-846 8260C	7/19/13	7/20/13 8:48	LBD
Benzene	ND	0.50	µg/L	1		SW-846 8260C	7/19/13	7/20/13 8:48	LBD
Bromobenzene	ND	0.50	µg/L	1		SW-846 8260C	7/19/13	7/20/13 8:48	LBD
Bromodichloromethane	ND	1.0	µg/L	1		SW-846 8260C	7/19/13	7/20/13 8:48	LBD
Bromoform	ND	0.50	µg/L	1		SW-846 8260C	7/19/13	7/20/13 8:48	LBD
Bromomethane	ND	1.0	µg/L	1	V-19	SW-846 8260C	7/19/13	7/20/13 8:48	LBD
2-Butanone (MEK)	ND	5.0	µg/L	1		SW-846 8260C	7/19/13	7/20/13 8:48	LBD
n-Butylbenzene	ND	1.0	µg/L	1		SW-846 8260C	7/19/13	7/20/13 8:48	LBD
sec-Butylbenzene	ND	1.0	µg/L	1		SW-846 8260C	7/19/13	7/20/13 8:48	LBD
tert-Butylbenzene	ND	1.0	µg/L	1		SW-846 8260C	7/19/13	7/20/13 8:48	LBD
Carbon Disulfide	ND	5.0	µg/L	1		SW-846 8260C	7/19/13	7/20/13 8:48	LBD
Carbon Tetrachloride	ND	0.50	µg/L	1		SW-846 8260C	7/19/13	7/20/13 8:48	LBD
Chlorobenzene	ND	0.50	µg/L	1		SW-846 8260C	7/19/13	7/20/13 8:48	LBD
Chlorodibromomethane	ND	0.50	µg/L	1		SW-846 8260C	7/19/13	7/20/13 8:48	LBD
Chloroethane	ND	1.0	µg/L	1		SW-846 8260C	7/19/13	7/20/13 8:48	LBD
Chloroform	ND	0.50	µg/L	1		SW-846 8260C	7/19/13	7/20/13 8:48	LBD
Chloromethane	2.7	0.50	µg/L	1	L-03, V-05	SW-846 8260C	7/19/13	7/20/13 8:48	LBD
2-Chlorotoluene	ND	0.50	µg/L	1		SW-846 8260C	7/19/13	7/20/13 8:48	LBD
4-Chlorotoluene	ND	0.50	µg/L	1		SW-846 8260C	7/19/13	7/20/13 8:48	LBD
1,2-Dibromo-3-chloropropane (DBCP)	ND	2.0	µg/L	1		SW-846 8260C	7/19/13	7/20/13 8:48	LBD
1,2-Dibromoethane (EDB)	ND	0.50	µg/L	1		SW-846 8260C	7/19/13	7/20/13 8:48	LBD
Dibromomethane	ND	0.50	µg/L	1		SW-846 8260C	7/19/13	7/20/13 8:48	LBD
1,2-Dichlorobenzene	ND	0.50	µg/L	1		SW-846 8260C	7/19/13	7/20/13 8:48	LBD
1,3-Dichlorobenzene	ND	0.50	µg/L	1		SW-846 8260C	7/19/13	7/20/13 8:48	LBD
1,4-Dichlorobenzene	ND	0.50	µg/L	1		SW-846 8260C	7/19/13	7/20/13 8:48	LBD
trans-1,4-Dichloro-2-butene	ND	2.0	µg/L	1		SW-846 8260C	7/19/13	7/20/13 8:48	LBD
Dichlorodifluoromethane (Freon 12)	ND	0.50	µg/L	1		SW-846 8260C	7/19/13	7/20/13 8:48	LBD
1,1-Dichloroethane	ND	0.50	µg/L	1		SW-846 8260C	7/19/13	7/20/13 8:48	LBD
1,2-Dichloroethane	ND	0.50	µg/L	1		SW-846 8260C	7/19/13	7/20/13 8:48	LBD
1,1-Dichloroethylene	ND	0.50	µg/L	1		SW-846 8260C	7/19/13	7/20/13 8:48	LBD
cis-1,2-Dichloroethylene	ND	0.50	µg/L	1		SW-846 8260C	7/19/13	7/20/13 8:48	LBD
trans-1,2-Dichloroethylene	ND	1.0	µg/L	1		SW-846 8260C	7/19/13	7/20/13 8:48	LBD
1,2-Dichloropropane	ND	0.50	µg/L	1		SW-846 8260C	7/19/13	7/20/13 8:48	LBD
1,3-Dichloropropane	ND	0.50	µg/L	1		SW-846 8260C	7/19/13	7/20/13 8:48	LBD
2,2-Dichloropropane	ND	0.50	µg/L	1	L-03, V-05	SW-846 8260C	7/19/13	7/20/13 8:48	LBD
1,1-Dichloropropene	ND	0.50	µg/L	1		SW-846 8260C	7/19/13	7/20/13 8:48	LBD
cis-1,3-Dichloropropene	ND	1.0	µg/L	1		SW-846 8260C	7/19/13	7/20/13 8:48	LBD
trans-1,3-Dichloropropene	ND	2.0	µg/L	1		SW-846 8260C	7/19/13	7/20/13 8:48	LBD
Ethylbenzene	ND	0.50	µg/L	1		SW-846 8260C	7/19/13	7/20/13 8:48	LBD
Hexachlorobutadiene	ND	0.40	µg/L	1		SW-846 8260C	7/19/13	7/20/13 8:48	LBD
2-Hexanone (MBK)	ND	5.0	µg/L	1		SW-846 8260C	7/19/13	7/20/13 8:48	LBD
Isopropylbenzene (Cumene)	ND	0.50	µg/L	1		SW-846 8260C	7/19/13	7/20/13 8:48	LBD
p-Isopropyltoluene (p-Cymene)	ND	0.50	µg/L	1		SW-846 8260C	7/19/13	7/20/13 8:48	LBD

con-test® ANALYTICAL LABORATORY

39 Spruce Street * East Longmeadow, MA 01028 * FAX 413/525-6405 * TEL. 413/525-2332

Project Location: 25 Skinner St., East Hampton, CT Sample Description: Work Order: 13G0738

Date Received: 7/18/2013

Field Sample #: MW-7 Dup Sampled: 7/17/2013 12:02

Sample ID: 13G0738-08

Sample Matrix: Ground Water

Volatile Organic Compounds by GC/MS

Analyte	Results	RL	Units	Dilution	Flag	Method	Date Prepared	Date/Time Analyzed	Analyst
Methyl tert-Butyl Ether (MTBE)	ND	0.50	µg/L	1		SW-846 8260C	7/19/13	7/20/13 8:48	LBD
Methylene Chloride	ND	5.0	µg/L	1	L-03, V-05	SW-846 8260C	7/19/13	7/20/13 8:48	LBD
4-Methyl-2-pentanone (MIBK)	ND	5.0	µg/L	1		SW-846 8260C	7/19/13	7/20/13 8:48	LBD
Naphthalene	ND	2.0	µg/L	1		SW-846 8260C	7/19/13	7/20/13 8:48	LBD
n-Propylbenzene	ND	1.0	µg/L	1		SW-846 8260C	7/19/13	7/20/13 8:48	LBD
Styrene	ND	1.0	µg/L	1		SW-846 8260C	7/19/13	7/20/13 8:48	LBD
1,1,1,2-Tetrachloroethane	ND	1.0	µg/L	1		SW-846 8260C	7/19/13	7/20/13 8:48	LBD
1,1,2,2-Tetrachloroethane	ND	0.50	µg/L	1		SW-846 8260C	7/19/13	7/20/13 8:48	LBD
Tetrachloroethylene	ND	1.0	µg/L	1		SW-846 8260C	7/19/13	7/20/13 8:48	LBD
Tetrahydrofuran	ND	10	µg/L	1		SW-846 8260C	7/19/13	7/20/13 8:48	LBD
Toluene	ND	1.0	µg/L	1		SW-846 8260C	7/19/13	7/20/13 8:48	LBD
1,2,3-Trichlorobenzene	ND	2.0	µg/L	1		SW-846 8260C	7/19/13	7/20/13 8:48	LBD
1,2,4-Trichlorobenzene	ND	0.50	µg/L	1		SW-846 8260C	7/19/13	7/20/13 8:48	LBD
1,1,1-Trichloroethane	ND	0.50	µg/L	1		SW-846 8260C	7/19/13	7/20/13 8:48	LBD
1,1,2-Trichloroethane	ND	0.50	µg/L	1		SW-846 8260C	7/19/13	7/20/13 8:48	LBD
Trichloroethylene	ND	1.0	µg/L	1		SW-846 8260C	7/19/13	7/20/13 8:48	LBD
Trichlorofluoromethane (Freon 11)	ND	2.0	µg/L	1		SW-846 8260C	7/19/13	7/20/13 8:48	LBD
1,2,3-Trichloropropane	ND	1.0	µg/L	1		SW-846 8260C	7/19/13	7/20/13 8:48	LBD
1,1,2-Trichloro-1,2,2-trifluoroethane (Freon 113)	ND	0.50	µg/L	1		SW-846 8260C	7/19/13	7/20/13 8:48	LBD
1,2,4-Trimethylbenzene	ND	0.50	µg/L	1		SW-846 8260C	7/19/13	7/20/13 8:48	LBD
1,3,5-Trimethylbenzene	ND	0.50	µg/L	1		SW-846 8260C	7/19/13	7/20/13 8:48	LBD
Vinyl Chloride	ND	1.0	µg/L	1		SW-846 8260C	7/19/13	7/20/13 8:48	LBD
m+p Xylene	ND	2.0	µg/L	1		SW-846 8260C	7/19/13	7/20/13 8:48	LBD
o-Xylene	ND	1.0	µg/L	1		SW-846 8260C	7/19/13	7/20/13 8:48	LBD

Surrogates	% Recovery	Recovery Limits	Flag	
1,2-Dichloroethane-d4	105	70-130		7/20/13 8:48
Toluene-d8	97.2	70-130		7/20/13 8:48
4-Bromofluorobenzene	100	70-130		7/20/13 8:48

39 Spruce Street * East Longmeadow, MA 01028 * FAX 413/525-6405 * TEL. 413/525-2332

Project Location: 25 Skinner St., East Hampton, CT Sample Description: Work Order: 13G0738

Date Received: 7/18/2013

Field Sample #: MW-7 Dup Sampled: 7/17/2013 12:02

Sample ID: 13G0738-08

Sample Matrix: Ground Water

Metals Analyses (Total)

Analyte	Results	RL	Units	Dilution	Flag	Method	Date Prepared	Date/Time Analyzed	Analyst
Antimony	ND	5.0	µg/L	5		SW-846 6020A	7/18/13	7/19/13 14:05	KSH
Arsenic	27	2.0	µg/L	5		SW-846 6020A	7/18/13	7/19/13 14:05	KSH
Beryllium	ND	2.0	µg/L	5		SW-846 6020A	7/18/13	7/19/13 14:05	KSH
Cadmium	ND	2.5	µg/L	5		SW-846 6020A	7/18/13	7/19/13 14:05	KSH
Chromium	7.9	5.0	µg/L	5		SW-846 6020A	7/18/13	7/19/13 14:05	KSH
Copper	ND	25	µg/L	5		SW-846 6020A	7/18/13	7/19/13 14:05	KSH
Lead	ND	5.0	µg/L	5		SW-846 6020A	7/18/13	7/19/13 14:05	KSH
Mercury	ND	0.00010	mg/L	1		SW-846 7470A	7/19/13	7/19/13 12:13	SAJ
Nickel	ND	25	µg/L	5		SW-846 6020A	7/18/13	7/19/13 14:05	KSH
Selenium	ND	25	µg/L	5		SW-846 6020A	7/18/13	7/19/13 14:05	KSH
Silver	ND	2.5	µg/L	5		SW-846 6020A	7/18/13	7/19/13 14:05	KSH
Thallium	ND	1.0	µg/L	5		SW-846 6020A	7/18/13	7/19/13 14:05	KSH
Zinc	ND	50	µg/L	5		SW-846 6020A	7/18/13	7/19/13 14:05	KSH

con-test® ANALYTICAL LABORATORY

39 Spruce Street * East Longmeadow, MA 01028 * FAX 413/525-6405 * TEL. 413/525-2332

Project Location: 25 Skinner St., East Hampton, CT Sample Description: Work Order: 13G0738

Date Received: 7/18/2013

Field Sample #: MW-8 Sampled: 7/17/2013 11:47

Sample ID: 13G0738-09

Sample Matrix: Ground Water

Semivolatile Organic Compounds by GC/MS

Analyte	Results	RL	Units	Dilution	Flag	Method	Date Prepared	Date/Time Analyzed	Analyst
Acenaphthene (low)	ND	0.30	µg/L	1		SW-846 8270D	7/19/13	7/27/13 19:00	CJM
Acenaphthylene (low)	ND	0.30	µg/L	1		SW-846 8270D	7/19/13	7/27/13 19:00	CJM
Anthracene (low)	ND	0.20	µg/L	1		SW-846 8270D	7/19/13	7/27/13 19:00	CJM
Benzo(a)anthracene (low)	ND	0.050	µg/L	1		SW-846 8270D	7/19/13	7/27/13 19:00	CJM
Benzo(a)pyrene (low)	ND	0.10	µg/L	1		SW-846 8270D	7/19/13	7/27/13 19:00	CJM
Benzo(b)fluoranthene (low)	ND	0.050	µg/L	1		SW-846 8270D	7/19/13	7/27/13 19:00	CJM
Benzo(g,h,i)perylene (low)	ND	0.50	µg/L	1		SW-846 8270D	7/19/13	7/27/13 19:00	CJM
Benzo(k)fluoranthene (low)	ND	0.20	µg/L	1		SW-846 8270D	7/19/13	7/27/13 19:00	CJM
Chrysene (low)	ND	0.20	µg/L	1		SW-846 8270D	7/19/13	7/27/13 19:00	CJM
Dibenz(a,h)anthracene (low)	ND	0.20	µg/L	1		SW-846 8270D	7/19/13	7/27/13 19:00	CJM
Fluoranthene (low)	ND	0.50	µg/L	1		SW-846 8270D	7/19/13	7/27/13 19:00	CJM
Fluorene (low)	ND	1.0	µg/L	1		SW-846 8270D	7/19/13	7/27/13 19:00	CJM
Indeno(1,2,3-cd)pyrene (low)	ND	0.20	µg/L	1		SW-846 8270D	7/19/13	7/27/13 19:00	CJM
2-Methylnaphthalene (low)	ND	1.0	µg/L	1		SW-846 8270D	7/19/13	7/27/13 19:00	CJM
Naphthalene (low)	ND	1.0	µg/L	1		SW-846 8270D	7/19/13	7/27/13 19:00	CJM
Phenanthrene (low)	0.24	0.050	µg/L	1		SW-846 8270D	7/19/13	7/27/13 19:00	CJM
Pyrene (low)	ND	1.0	µg/L	1		SW-846 8270D	7/19/13	7/27/13 19:00	CJM

Surrogates	% Recovery	Recovery Limits	Flag	
Nitrobenzene-d5 (low)	56.6	30-130		7/27/13 19:00
2-Fluorobiphenyl (low)	57.7	30-130		7/27/13 19:00
p-Terphenyl-d14 (low)	44.3	30-130		7/27/13 19:00

39 Spruce Street * East Longmeadow, MA 01028 * FAX 413/525-6405 * TEL. 413/525-2332

Project Location: 25 Skinner St., East Hampton, CT Sample Description: Work Order: 13G0738

Date Received: 7/18/2013

Field Sample #: MW-8 Sampled: 7/17/2013 11:47

Sample ID: 13G0738-09

Sample Matrix: Ground Water

Petroleum Hydrocarbons Analyses

Analyte	Results	RL	Units	Dilution	Flag	Method	Date Prepared	Date/Time Analyzed	Analyst
CT ETPH	0.21	0.075	mg/L	1		CTDEP ETPH	7/23/13	7/23/13 21:31	SCS

Surrogates	% Recovery	Recovery Limits	Flag	
o-Terphenyl	85.3	50-150		7/23/13 21:31

39 Spruce Street * East Longmeadow, MA 01028 * FAX 413/525-6405 * TEL. 413/525-2332

Project Location: 25 Skinner St., East Hampton, CT Sample Description: Work Order: 13G0738

Date Received: 7/18/2013

Field Sample #: MW-8 Sampled: 7/17/2013 11:47

Sample ID: 13G0738-09

Sample Matrix: Ground Water

Metals Analyses (Total)

Analyte	Results	RL	Units	Dilution	Flag	Method	Date Prepared	Date/Time Analyzed	Analyst
Antimony	ND	5.0	µg/L	5		SW-846 6020A	7/18/13	7/19/13 14:08	KSH
Arsenic	5.9	2.0	µg/L	5		SW-846 6020A	7/18/13	7/19/13 14:08	KSH
Beryllium	ND	2.0	µg/L	5		SW-846 6020A	7/18/13	7/19/13 14:08	KSH
Cadmium	ND	2.5	µg/L	5		SW-846 6020A	7/18/13	7/19/13 14:08	KSH
Chromium	ND	5.0	µg/L	5		SW-846 6020A	7/18/13	7/19/13 14:08	KSH
Copper	110	25	µg/L	5		SW-846 6020A	7/18/13	7/19/13 14:08	KSH
Lead	43	5.0	µg/L	5		SW-846 6020A	7/18/13	7/19/13 14:08	KSH
Mercury	ND	0.00010	mg/L	1		SW-846 7470A	7/19/13	7/19/13 12:19	SAJ
Nickel	420	25	µg/L	5		SW-846 6020A	7/18/13	7/19/13 14:08	KSH
Selenium	ND	25	µg/L	5		SW-846 6020A	7/18/13	7/19/13 14:08	KSH
Silver	ND	2.5	µg/L	5		SW-846 6020A	7/18/13	7/19/13 14:08	KSH
Thallium	ND	1.0	µg/L	5		SW-846 6020A	7/18/13	7/19/13 14:08	KSH
Zinc	94	50	µg/L	5		SW-846 6020A	7/18/13	7/19/13 14:08	KSH

con-test® ANALYTICAL LABORATORY

39 Spruce Street * East Longmeadow, MA 01028 * FAX 413/525-6405 * TEL. 413/525-2332

Project Location: 25 Skinner St., East Hampton, CT Sample Description: Work Order: 13G0738

Date Received: 7/18/2013

Field Sample #: Trip Blank Sampled: 7/17/2013 00:00

Sample ID: 13G0738-10

Sample Matrix: Trip Blank Water

Volatile Organic Compounds by GC/MS

Analyte	Results	RL	Units	Dilution	Flag	Method	Date Prepared	Date/Time Analyzed	Analyst
Acetone	ND	20	µg/L	1	V-20	SW-846 8260C	7/22/13	7/22/13 19:17	LBD
Acrylonitrile	ND	2.0	µg/L	1		SW-846 8260C	7/22/13	7/22/13 19:17	LBD
Benzene	ND	0.50	µg/L	1		SW-846 8260C	7/22/13	7/22/13 19:17	LBD
Bromobenzene	ND	0.50	µg/L	1		SW-846 8260C	7/22/13	7/22/13 19:17	LBD
Bromodichloromethane	ND	1.0	µg/L	1		SW-846 8260C	7/22/13	7/22/13 19:17	LBD
Bromoform	ND	0.50	µg/L	1		SW-846 8260C	7/22/13	7/22/13 19:17	LBD
Bromomethane	ND	1.0	µg/L	1	V-19	SW-846 8260C	7/22/13	7/22/13 19:17	LBD
2-Butanone (MEK)	ND	5.0	µg/L	1		SW-846 8260C	7/22/13	7/22/13 19:17	LBD
n-Butylbenzene	ND	1.0	µg/L	1		SW-846 8260C	7/22/13	7/22/13 19:17	LBD
sec-Butylbenzene	ND	1.0	µg/L	1		SW-846 8260C	7/22/13	7/22/13 19:17	LBD
tert-Butylbenzene	ND	1.0	µg/L	1		SW-846 8260C	7/22/13	7/22/13 19:17	LBD
Carbon Disulfide	ND	5.0	µg/L	1		SW-846 8260C	7/22/13	7/22/13 19:17	LBD
Carbon Tetrachloride	ND	0.50	µg/L	1		SW-846 8260C	7/22/13	7/22/13 19:17	LBD
Chlorobenzene	ND	0.50	µg/L	1		SW-846 8260C	7/22/13	7/22/13 19:17	LBD
Chlorodibromomethane	ND	0.50	µg/L	1		SW-846 8260C	7/22/13	7/22/13 19:17	LBD
Chloroethane	ND	1.0	µg/L	1		SW-846 8260C	7/22/13	7/22/13 19:17	LBD
Chloroform	ND	0.50	µg/L	1		SW-846 8260C	7/22/13	7/22/13 19:17	LBD
Chloromethane	ND	0.50	µg/L	1		SW-846 8260C	7/22/13	7/22/13 19:17	LBD
2-Chlorotoluene	ND	0.50	µg/L	1		SW-846 8260C	7/22/13	7/22/13 19:17	LBD
4-Chlorotoluene	ND	0.50	µg/L	1		SW-846 8260C	7/22/13	7/22/13 19:17	LBD
1,2-Dibromo-3-chloropropane (DBCP)	ND	2.0	µg/L	1		SW-846 8260C	7/22/13	7/22/13 19:17	LBD
1,2-Dibromoethane (EDB)	ND	0.50	µg/L	1		SW-846 8260C	7/22/13	7/22/13 19:17	LBD
Dibromomethane	ND	0.50	µg/L	1		SW-846 8260C	7/22/13	7/22/13 19:17	LBD
1,2-Dichlorobenzene	ND	0.50	µg/L	1		SW-846 8260C	7/22/13	7/22/13 19:17	LBD
1,3-Dichlorobenzene	ND	0.50	µg/L	1		SW-846 8260C	7/22/13	7/22/13 19:17	LBD
1,4-Dichlorobenzene	ND	0.50	µg/L	1		SW-846 8260C	7/22/13	7/22/13 19:17	LBD
trans-1,4-Dichloro-2-butene	ND	2.0	µg/L	1		SW-846 8260C	7/22/13	7/22/13 19:17	LBD
Dichlorodifluoromethane (Freon 12)	ND	0.50	µg/L	1		SW-846 8260C	7/22/13	7/22/13 19:17	LBD
1,1-Dichloroethane	ND	0.50	µg/L	1		SW-846 8260C	7/22/13	7/22/13 19:17	LBD
1,2-Dichloroethane	ND	0.50	µg/L	1		SW-846 8260C	7/22/13	7/22/13 19:17	LBD
1,1-Dichloroethylene	ND	0.50	µg/L	1		SW-846 8260C	7/22/13	7/22/13 19:17	LBD
cis-1,2-Dichloroethylene	ND	0.50	µg/L	1		SW-846 8260C	7/22/13	7/22/13 19:17	LBD
trans-1,2-Dichloroethylene	ND	1.0	µg/L	1		SW-846 8260C	7/22/13	7/22/13 19:17	LBD
1,2-Dichloropropane	ND	0.50	µg/L	1		SW-846 8260C	7/22/13	7/22/13 19:17	LBD
1,3-Dichloropropane	ND	0.50	µg/L	1		SW-846 8260C	7/22/13	7/22/13 19:17	LBD
2,2-Dichloropropane	ND	0.50	µg/L	1	V-20	SW-846 8260C	7/22/13	7/22/13 19:17	LBD
1,1-Dichloropropene	ND	0.50	µg/L	1		SW-846 8260C	7/22/13	7/22/13 19:17	LBD
cis-1,3-Dichloropropene	ND	1.0	µg/L	1		SW-846 8260C	7/22/13	7/22/13 19:17	LBD
trans-1,3-Dichloropropene	ND	2.0	µg/L	1		SW-846 8260C	7/22/13	7/22/13 19:17	LBD
Ethylbenzene	ND	0.50	µg/L	1		SW-846 8260C	7/22/13	7/22/13 19:17	LBD
Hexachlorobutadiene	ND	0.40	µg/L	1	V-05	SW-846 8260C	7/22/13	7/22/13 19:17	LBD
2-Hexanone (MBK)	ND	5.0	µg/L	1		SW-846 8260C	7/22/13	7/22/13 19:17	LBD
Isopropylbenzene (Cumene)	ND	0.50	µg/L	1		SW-846 8260C	7/22/13	7/22/13 19:17	LBD
p-Isopropyltoluene (p-Cymene)	ND	0.50	µg/L	1		SW-846 8260C	7/22/13	7/22/13 19:17	LBD

con-test® ANALYTICAL LABORATORY

39 Spruce Street * East Longmeadow, MA 01028 * FAX 413/525-6405 * TEL. 413/525-2332

Project Location: 25 Skinner St., East Hampton, CT Sample Description: Work Order: 13G0738

Date Received: 7/18/2013

Field Sample #: Trip Blank Sampled: 7/17/2013 00:00

Sample ID: 13G0738-10

Sample Matrix: Trip Blank Water

Volatile Organic Compounds by GC/MS

Analyte	Results	RL	Units	Dilution	Flag	Method	Date Prepared	Date/Time Analyzed	Analyst
Methyl tert-Butyl Ether (MTBE)	ND	0.50	µg/L	1		SW-846 8260C	7/22/13	7/22/13 19:17	LBD
Methylene Chloride	ND	5.0	µg/L	1		SW-846 8260C	7/22/13	7/22/13 19:17	LBD
4-Methyl-2-pentanone (MIBK)	ND	5.0	µg/L	1		SW-846 8260C	7/22/13	7/22/13 19:17	LBD
Naphthalene	ND	2.0	µg/L	1		SW-846 8260C	7/22/13	7/22/13 19:17	LBD
n-Propylbenzene	ND	1.0	µg/L	1		SW-846 8260C	7/22/13	7/22/13 19:17	LBD
Styrene	ND	1.0	µg/L	1		SW-846 8260C	7/22/13	7/22/13 19:17	LBD
1,1,1,2-Tetrachloroethane	ND	1.0	µg/L	1		SW-846 8260C	7/22/13	7/22/13 19:17	LBD
1,1,2,2-Tetrachloroethane	ND	0.50	µg/L	1		SW-846 8260C	7/22/13	7/22/13 19:17	LBD
Tetrachloroethylene	ND	1.0	µg/L	1		SW-846 8260C	7/22/13	7/22/13 19:17	LBD
Tetrahydrofuran	ND	10	µg/L	1		SW-846 8260C	7/22/13	7/22/13 19:17	LBD
Toluene	ND	1.0	µg/L	1		SW-846 8260C	7/22/13	7/22/13 19:17	LBD
1,2,3-Trichlorobenzene	ND	2.0	µg/L	1		SW-846 8260C	7/22/13	7/22/13 19:17	LBD
1,2,4-Trichlorobenzene	ND	0.50	µg/L	1		SW-846 8260C	7/22/13	7/22/13 19:17	LBD
1,1,1-Trichloroethane	ND	0.50	µg/L	1		SW-846 8260C	7/22/13	7/22/13 19:17	LBD
1,1,2-Trichloroethane	ND	0.50	µg/L	1		SW-846 8260C	7/22/13	7/22/13 19:17	LBD
Trichloroethylene	ND	1.0	µg/L	1		SW-846 8260C	7/22/13	7/22/13 19:17	LBD
Trichlorofluoromethane (Freon 11)	ND	2.0	µg/L	1		SW-846 8260C	7/22/13	7/22/13 19:17	LBD
1,2,3-Trichloropropane	ND	1.0	µg/L	1		SW-846 8260C	7/22/13	7/22/13 19:17	LBD
1,1,2-Trichloro-1,2,2-trifluoroethane (Freon 113)	ND	0.50	µg/L	1		SW-846 8260C	7/22/13	7/22/13 19:17	LBD
1,2,4-Trimethylbenzene	ND	0.50	µg/L	1		SW-846 8260C	7/22/13	7/22/13 19:17	LBD
1,3,5-Trimethylbenzene	ND	0.50	µg/L	1		SW-846 8260C	7/22/13	7/22/13 19:17	LBD
Vinyl Chloride	ND	1.0	µg/L	1		SW-846 8260C	7/22/13	7/22/13 19:17	LBD
m+p Xylene	ND	2.0	µg/L	1		SW-846 8260C	7/22/13	7/22/13 19:17	LBD
o-Xylene	ND	1.0	µg/L	1		SW-846 8260C	7/22/13	7/22/13 19:17	LBD

Surrogates	% Recovery	Recovery Limits	Flag	
1,2-Dichloroethane-d4	113	70-130		7/22/13 19:17
Toluene-d8	102	70-130		7/22/13 19:17
4-Bromofluorobenzene	97.4	70-130		7/22/13 19:17

con-test® ANALYTICAL LABORATORY

39 Spruce Street * East Longmeadow, MA 01028 * FAX 413/525-6405 * TEL. 413/525-2332

Sample Extraction Data

Prep Method: SW-846 3510C-CTDEP ETPH

Lab Number [Field ID]	Batch	Initial [mL]	Final [mL]	Date
13G0738-01 [MW-1]	B077223	1000	1.00	07/23/13
13G0738-02 [MW-2]	B077223	1000	1.00	07/23/13
13G0738-04 [MW-4]	B077223	1000	1.00	07/23/13
13G0738-05 [MW-5]	B077223	1000	1.00	07/23/13
13G0738-09 [MW-8]	B077223	1000	1.00	07/23/13

Prep Method: SW-846 3005A-SW-846 6020A

Lab Number [Field ID]	Batch	Initial [mL]	Final [mL]	Date
13G0738-01 [MW-1]	B077040	50.0	50.0	07/18/13
13G0738-02 [MW-2]	B077040	50.0	50.0	07/18/13
13G0738-03 [MW-3]	B077040	50.0	50.0	07/18/13
13G0738-04 [MW-4]	B077040	50.0	50.0	07/18/13
13G0738-05 [MW-5]	B077040	50.0	50.0	07/18/13
13G0738-06 [MW-6]	B077040	50.0	50.0	07/18/13
13G0738-07 [MW-7]	B077040	50.0	50.0	07/18/13
13G0738-08 [MW-7 Dup]	B077040	50.0	50.0	07/18/13
13G0738-09 [MW-8]	B077040	50.0	50.0	07/18/13

SW-846 7196A

Lab Number [Field ID]	Batch	Initial [mL]	Final [mL]	Date
13G0738-03 [MW-3]	B077101	50.0	50.0	07/19/13

Prep Method: SW-846 7470A Prep-SW-846 7470A

Lab Number [Field ID]	Batch	Initial [mL]	Final [mL]	Date
13G0738-03 [MW-3]	B077045	6.00	6.00	07/19/13
13G0738-04 [MW-4]	B077045	6.00	6.00	07/19/13
13G0738-05 [MW-5]	B077045	6.00	6.00	07/19/13
13G0738-06 [MW-6]	B077045	6.00	6.00	07/19/13
13G0738-07 [MW-7]	B077045	6.00	6.00	07/19/13
13G0738-08 [MW-7 Dup]	B077045	6.00	6.00	07/19/13
13G0738-09 [MW-8]	B077045	6.00	6.00	07/19/13

Prep Method: SW-846 5030B-SW-846 8260C

Lab Number [Field ID]	Batch	Initial [mL]	Final [mL]	Date
13G0738-03 [MW-3]	B077076	5	5.00	07/19/13
13G0738-04 [MW-4]	B077076	5	5.00	07/19/13
13G0738-07 [MW-7]	B077076	5	5.00	07/19/13
13G0738-08 [MW-7 Dup]	B077076	5	5.00	07/19/13

Prep Method: SW-846 5030B-SW-846 8260C

Lab Number [Field ID]	Batch	Initial [mL]	Final [mL]	Date
13G0738-04RE1 [MW-4]	B077188	0.25	5.00	07/22/13
13G0738-10 [Trip Blank]	B077188	5	5.00	07/22/13

39 Spruce Street * East Longmeadow, MA 01028 * FAX 413/525-6405 * TEL. 413/525-2332

Sample Extraction Data

Prep Method: SW-846 3510C-SW-846 8270D

Lab Number [Field ID]	Batch	Initial [mL]	Final [mL]	Date
13G0738-01 [MW-1]	B077109	1000	1.00	07/19/13
13G0738-02 [MW-2]	B077109	1000	1.00	07/19/13
13G0738-04 [MW-4]	B077109	1000	1.00	07/19/13
13G0738-05 [MW-5]	B077109	1000	1.00	07/19/13
13G0738-06 [MW-6]	B077109	1000	1.00	07/19/13
13G0738-09 [MW-8]	B077109	1000	1.00	07/19/13

con-test® ANALYTICAL LABORATORY

39 Spruce Street * East Longmeadow, MA 01028 * FAX 413/525-6405 * TEL. 413/525-2332

QUALITY CONTROL

Volatile Organic Compounds by GC/MS - Quality Control

Analyte	Result	Reporting Limit	Units	Spike Level	Source Result	%REC	%REC Limits	RPD	RPD Limit	Notes
Batch B077076 - SW-846 5030B										
Blank (B077076-BLK1)				Prepared: 07/19/13 Analyzed: 07/20/13						
Acetone	ND	20	µg/L							
Acrylonitrile	ND	2.0	µg/L							
Benzene	ND	0.50	µg/L							
Bromobenzene	ND	0.50	µg/L							
Bromodichloromethane	ND	1.0	µg/L							
Bromoform	ND	0.50	µg/L							
Bromomethane	ND	1.0	µg/L							V-19
2-Butanone (MEK)	ND	5.0	µg/L							
n-Butylbenzene	ND	1.0	µg/L							
sec-Butylbenzene	ND	1.0	µg/L							
tert-Butylbenzene	ND	1.0	µg/L							
Carbon Disulfide	ND	5.0	µg/L							
Carbon Tetrachloride	ND	0.50	µg/L							
Chlorobenzene	ND	0.50	µg/L							
Chlorodibromomethane	ND	0.50	µg/L							
Chloroethane	ND	1.0	µg/L							
Chloroform	ND	0.50	µg/L							
Chloromethane	ND	0.50	µg/L							L-03, V-05
2-Chlorotoluene	ND	0.50	µg/L							
4-Chlorotoluene	ND	0.50	µg/L							
1,2-Dibromo-3-chloropropane (DBCP)	ND	2.0	µg/L							
1,2-Dibromoethane (EDB)	ND	0.50	µg/L							
Dibromomethane	ND	0.50	µg/L							
1,2-Dichlorobenzene	ND	0.50	µg/L							
1,3-Dichlorobenzene	ND	0.50	µg/L							
1,4-Dichlorobenzene	ND	0.50	µg/L							
trans-1,4-Dichloro-2-butene	ND	2.0	µg/L							
Dichlorodifluoromethane (Freon 12)	ND	0.50	µg/L							
1,1-Dichloroethane	ND	0.50	µg/L							
1,2-Dichloroethane	ND	0.50	µg/L							
1,1-Dichloroethylene	ND	0.50	µg/L							
cis-1,2-Dichloroethylene	ND	0.50	µg/L							
trans-1,2-Dichloroethylene	ND	1.0	µg/L							
1,2-Dichloropropane	ND	0.50	µg/L							
1,3-Dichloropropane	ND	0.50	µg/L							
2,2-Dichloropropane	ND	0.50	µg/L							L-03, V-05
1,1-Dichloropropene	ND	0.50	µg/L							
cis-1,3-Dichloropropene	ND	1.0	µg/L							
trans-1,3-Dichloropropene	ND	2.0	µg/L							
Ethylbenzene	ND	0.50	µg/L							
Hexachlorobutadiene	ND	0.40	µg/L							
2-Hexanone (MBK)	ND	5.0	µg/L							
Isopropylbenzene (Cumene)	ND	0.50	µg/L							
p-Isopropyltoluene (p-Cymene)	ND	0.50	µg/L							
Methyl tert-Butyl Ether (MTBE)	ND	0.50	µg/L							
Methylene Chloride	ND	5.0	µg/L							L-03, V-05
4-Methyl-2-pentanone (MIBK)	ND	5.0	µg/L							
Naphthalene	ND	2.0	µg/L							
n-Propylbenzene	ND	1.0	µg/L							
Styrene	ND	1.0	µg/L							
1,1,1,2-Tetrachloroethane	ND	1.0	µg/L							
1,1,2,2-Tetrachloroethane	ND	0.50	µg/L							

con-test® ANALYTICAL LABORATORY

39 Spruce Street * East Longmeadow, MA 01028 * FAX 413/525-6405 * TEL. 413/525-2332

QUALITY CONTROL

Volatile Organic Compounds by GC/MS - Quality Control

Analyte	Result	Reporting Limit	Units	Spike Level	Source Result	%REC		%REC Limits	RPD	RPD Limit	Notes
Batch B077076 - SW-846 5030B											
Blank (B077076-BLK1)				Prepared: 07/19/13 Analyzed: 07/20/13							
Tetrachloroethylene	ND	1.0	µg/L								
Tetrahydrofuran	ND	10	µg/L								
Toluene	ND	1.0	µg/L								
1,2,3-Trichlorobenzene	ND	2.0	µg/L								
1,2,4-Trichlorobenzene	ND	0.50	µg/L								
1,1,1-Trichloroethane	ND	0.50	µg/L								
1,1,2-Trichloroethane	ND	0.50	µg/L								
Trichloroethylene	ND	1.0	µg/L								
Trichlorofluoromethane (Freon 11)	ND	2.0	µg/L								
1,2,3-Trichloropropane	ND	1.0	µg/L								
1,1,2-Trichloro-1,2,2-trifluoroethane (Freon 113)	ND	0.50	µg/L								
1,2,4-Trimethylbenzene	ND	0.50	µg/L								
1,3,5-Trimethylbenzene	ND	0.50	µg/L								
Vinyl Chloride	ND	1.0	µg/L								
m+p Xylene	ND	2.0	µg/L								
o-Xylene	ND	1.0	µg/L								
Surrogate: 1,2-Dichloroethane-d4	*26.2*		µg/L	25.0		105		70-130			
Surrogate: Toluene-d8	*24.4*		µg/L	25.0		97.4		70-130			
Surrogate: 4-Bromofluorobenzene	*24.8*		µg/L	25.0		99.2		70-130			
LCS (B077076-BS1)				Prepared: 07/19/13 Analyzed: 07/20/13							
Acetone	81.3	20	µg/L	100		81.3		70-130			
Acrylonitrile	7.87	2.0	µg/L	10.0		78.7		70-130			
Benzene	9.66	0.50	µg/L	10.0		96.6		70-130			
Bromobenzene	11.0	0.50	µg/L	10.0		110		70-130			
Bromodichloromethane	10.3	1.0	µg/L	10.0		103		70-130			
Bromoform	9.22	0.50	µg/L	10.0		92.2		70-130			
Bromomethane	38.4	1.0	µg/L	10.0		**384**	*	70-130			L-01, V-19, V-20
2-Butanone (MEK)	81.1	5.0	µg/L	100		81.1		70-130			
n-Butylbenzene	10.5	1.0	µg/L	10.0		105		70-130			
sec-Butylbenzene	10.6	1.0	µg/L	10.0		106		70-130			
tert-Butylbenzene	10.7	1.0	µg/L	10.0		107		70-130			
Carbon Disulfide	95.4	5.0	µg/L	100		95.4		70-130			
Carbon Tetrachloride	10.8	0.50	µg/L	10.0		108		70-130			
Chlorobenzene	11.0	0.50	µg/L	10.0		110		70-130			
Chlorodibromomethane	9.56	0.50	µg/L	10.0		95.6		70-130			
Chloroethane	10.3	1.0	µg/L	10.0		103		70-130			
Chloroform	11.1	0.50	µg/L	10.0		111		70-130			
Chloromethane	6.88	0.50	µg/L	10.0		**68.8**	*	70-130			L-03, V-05
2-Chlorotoluene	11.3	0.50	µg/L	10.0		113		70-130			
4-Chlorotoluene	11.5	0.50	µg/L	10.0		115		70-130			
1,2-Dibromo-3-chloropropane (DBCP)	9.95	2.0	µg/L	10.0		99.5		70-130			
1,2-Dibromoethane (EDB)	10.8	0.50	µg/L	10.0		108		70-130			
Dibromomethane	10.7	0.50	µg/L	10.0		107		70-130			
1,2-Dichlorobenzene	10.5	0.50	µg/L	10.0		105		70-130			
1,3-Dichlorobenzene	10.5	0.50	µg/L	10.0		105		70-130			
1,4-Dichlorobenzene	10.3	0.50	µg/L	10.0		103		70-130			
trans-1,4-Dichloro-2-butene	8.91	2.0	µg/L	10.0		89.1		70-130			
Dichlorodifluoromethane (Freon 12)	10.3	0.50	µg/L	10.0		103		70-130			
1,1-Dichloroethane	10.1	0.50	µg/L	10.0		101		70-130			
1,2-Dichloroethane	11.7	0.50	µg/L	10.0		117		70-130			
1,1-Dichloroethylene	9.72	0.50	µg/L	10.0		97.2		70-130			

con-test® ANALYTICAL LABORATORY

39 Spruce Street * East Longmeadow, MA 01028 * FAX 413/525-6405 * TEL. 413/525-2332

QUALITY CONTROL

Volatile Organic Compounds by GC/MS - Quality Control

Analyte	Result	Reporting Limit	Units	Spike Level	Source Result	%REC		%REC Limits	RPD	RPD Limit	Notes
Batch B077076 - SW-846 5030B											
LCS (B077076-BS1)				Prepared: 07/19/13 Analyzed: 07/20/13							
cis-1,2-Dichloroethylene	9.76	0.50	µg/L	10.0		97.6		70-130			
trans-1,2-Dichloroethylene	11.0	1.0	µg/L	10.0		110		70-130			
1,2-Dichloropropane	9.90	0.50	µg/L	10.0		99.0		70-130			
1,3-Dichloropropane	10.4	0.50	µg/L	10.0		104		70-130			
2,2-Dichloropropane	5.96	0.50	µg/L	10.0		**59.6**	*	70-130			L-03, V-05
1,1-Dichloropropene	10.3	0.50	µg/L	10.0		103		70-130			
cis-1,3-Dichloropropene	8.93	1.0	µg/L	10.0		89.3		70-130			
trans-1,3-Dichloropropene	8.43	2.0	µg/L	10.0		84.3		70-130			
Ethylbenzene	10.9	0.50	µg/L	10.0		109		70-130			
Hexachlorobutadiene	12.1	0.40	µg/L	10.0		121		70-130			
2-Hexanone (MBK)	88.0	5.0	µg/L	100		88.0		70-130			
Isopropylbenzene (Cumene)	11.2	0.50	µg/L	10.0		112		70-130			
p-Isopropyltoluene (p-Cymene)	10.7	0.50	µg/L	10.0		107		70-130			
Methyl tert-Butyl Ether (MTBE)	10.7	0.50	µg/L	10.0		107		70-130			
Methylene Chloride	5.00	5.0	µg/L	10.0		**50.0**	*	70-130			L-03, V-05
4-Methyl-2-pentanone (MIBK)	90.3	5.0	µg/L	100		90.3		70-130			
Naphthalene	7.62	2.0	µg/L	10.0		76.2		70-130			
n-Propylbenzene	11.1	1.0	µg/L	10.0		111		70-130			
Styrene	11.1	1.0	µg/L	10.0		111		70-130			
1,1,1,2-Tetrachloroethane	10.6	1.0	µg/L	10.0		106		70-130			
1,1,2,2-Tetrachloroethane	9.26	0.50	µg/L	10.0		92.6		70-130			
Tetrachloroethylene	10.8	1.0	µg/L	10.0		108		70-130			
Tetrahydrofuran	7.51	10	µg/L	10.0		75.1		70-130			
Toluene	10.3	1.0	µg/L	10.0		103		70-130			
1,2,3-Trichlorobenzene	9.95	2.0	µg/L	10.0		99.5		70-130			
1,2,4-Trichlorobenzene	8.83	0.50	µg/L	10.0		88.3		70-130			
1,1,1-Trichloroethane	10.9	0.50	µg/L	10.0		109		70-130			
1,1,2-Trichloroethane	10.7	0.50	µg/L	10.0		107		70-130			
Trichloroethylene	11.8	1.0	µg/L	10.0		118		70-130			
Trichlorofluoromethane (Freon 11)	11.6	2.0	µg/L	10.0		116		70-130			
1,2,3-Trichloropropane	10.3	1.0	µg/L	10.0		103		70-130			
1,1,2-Trichloro-1,2,2-trifluoroethane (Freon 113)	10.0	0.50	µg/L	10.0		100		70-130			
1,2,4-Trimethylbenzene	10.9	0.50	µg/L	10.0		109		70-130			
1,3,5-Trimethylbenzene	11.6	0.50	µg/L	10.0		116		70-130			
Vinyl Chloride	8.15	1.0	µg/L	10.0		81.5		70-130			
m+p Xylene	22.6	2.0	µg/L	20.0		113		70-130			
o-Xylene	11.2	1.0	µg/L	10.0		112		70-130			
Surrogate: 1,2-Dichloroethane-d4	*26.2*		µg/L	25.0		105		70-130			
Surrogate: Toluene-d8	*24.4*		µg/L	25.0		97.5		70-130			
Surrogate: 4-Bromofluorobenzene	*25.6*		µg/L	25.0		102		70-130			
Batch B077188 - SW-846 5030B											
Blank (B077188-BLK1)				Prepared & Analyzed: 07/22/13							
Acetone	ND	20	µg/L								V-20
Acrylonitrile	ND	2.0	µg/L								
Benzene	ND	0.50	µg/L								
Bromobenzene	ND	0.50	µg/L								
Bromodichloromethane	ND	1.0	µg/L								
Bromoform	ND	0.50	µg/L								
Bromomethane	ND	1.0	µg/L								V-19
2-Butanone (MEK)	ND	5.0	µg/L								

con-test® ANALYTICAL LABORATORY

39 Spruce Street * East Longmeadow, MA 01028 * FAX 413/525-6405 * TEL. 413/525-2332

QUALITY CONTROL

Volatile Organic Compounds by GC/MS - Quality Control

Analyte	Result	Reporting Limit	Units	Spike Level	Source Result	%REC	%REC Limits	RPD	RPD Limit	Notes
Batch B077188 - SW-846 5030B										
Blank (B077188-BLK1)				Prepared & Analyzed: 07/22/13						
n-Butylbenzene	ND	1.0	µg/L							
sec-Butylbenzene	ND	1.0	µg/L							
tert-Butylbenzene	ND	1.0	µg/L							
Carbon Disulfide	ND	5.0	µg/L							
Carbon Tetrachloride	ND	0.50	µg/L							
Chlorobenzene	ND	0.50	µg/L							
Chlorodibromomethane	ND	0.50	µg/L							
Chloroethane	ND	1.0	µg/L							
Chloroform	ND	0.50	µg/L							
Chloromethane	ND	0.50	µg/L							
2-Chlorotoluene	ND	0.50	µg/L							
4-Chlorotoluene	ND	0.50	µg/L							
1,2-Dibromo-3-chloropropane (DBCP)	ND	2.0	µg/L							
1,2-Dibromoethane (EDB)	ND	0.50	µg/L							
Dibromomethane	ND	0.50	µg/L							
1,2-Dichlorobenzene	ND	0.50	µg/L							
1,3-Dichlorobenzene	ND	0.50	µg/L							
1,4-Dichlorobenzene	ND	0.50	µg/L							
trans-1,4-Dichloro-2-butene	ND	2.0	µg/L							
Dichlorodifluoromethane (Freon 12)	ND	0.50	µg/L							
1,1-Dichloroethane	ND	0.50	µg/L							
1,2-Dichloroethane	ND	0.50	µg/L							
1,1-Dichloroethylene	ND	0.50	µg/L							
cis-1,2-Dichloroethylene	ND	0.50	µg/L							
trans-1,2-Dichloroethylene	ND	1.0	µg/L							
1,2-Dichloropropane	ND	0.50	µg/L							
1,3-Dichloropropane	ND	0.50	µg/L							
2,2-Dichloropropane	ND	0.50	µg/L							V-20
1,1-Dichloropropene	ND	0.50	µg/L							
cis-1,3-Dichloropropene	ND	1.0	µg/L							
trans-1,3-Dichloropropene	ND	2.0	µg/L							
Ethylbenzene	ND	0.50	µg/L							
Hexachlorobutadiene	ND	0.40	µg/L							V-05
2-Hexanone (MBK)	ND	5.0	µg/L							
Isopropylbenzene (Cumene)	ND	0.50	µg/L							
p-Isopropyltoluene (p-Cymene)	ND	0.50	µg/L							
Methyl tert-Butyl Ether (MTBE)	ND	0.50	µg/L							
Methylene Chloride	ND	5.0	µg/L							
4-Methyl-2-pentanone (MIBK)	ND	5.0	µg/L							
Naphthalene	ND	2.0	µg/L							
n-Propylbenzene	ND	1.0	µg/L							
Styrene	ND	1.0	µg/L							
1,1,1,2-Tetrachloroethane	ND	1.0	µg/L							
1,1,2,2-Tetrachloroethane	ND	0.50	µg/L							
Tetrachloroethylene	ND	1.0	µg/L							
Tetrahydrofuran	ND	10	µg/L							
Toluene	ND	1.0	µg/L							
1,2,3-Trichlorobenzene	ND	2.0	µg/L							
1,2,4-Trichlorobenzene	ND	0.50	µg/L							
1,1,1-Trichloroethane	ND	0.50	µg/L							
1,1,2-Trichloroethane	ND	0.50	µg/L							
Trichloroethylene	ND	1.0	µg/L							

con-test® ANALYTICAL LABORATORY

39 Spruce Street * East Longmeadow, MA 01028 * FAX 413/525-6405 * TEL. 413/525-2332

QUALITY CONTROL

Volatile Organic Compounds by GC/MS - Quality Control

Analyte	Result	Reporting Limit	Units	Spike Level	Source Result	%REC		%REC Limits	RPD	RPD Limit	Notes
Batch B077188 - SW-846 5030B											
Blank (B077188-BLK1)				Prepared & Analyzed: 07/22/13							
Trichlorofluoromethane (Freon 11)	ND	2.0	µg/L								
1,2,3-Trichloropropane	ND	1.0	µg/L								
1,1,2-Trichloro-1,2,2-trifluoroethane (Freon 113)	ND	0.50	µg/L								
1,2,4-Trimethylbenzene	ND	0.50	µg/L								
1,3,5-Trimethylbenzene	ND	0.50	µg/L								
Vinyl Chloride	ND	1.0	µg/L								
m+p Xylene	ND	2.0	µg/L								
o-Xylene	ND	1.0	µg/L								
Surrogate: 1,2-Dichloroethane-d4	*27.9*		µg/L	25.0		112		70-130			
Surrogate: Toluene-d8	*24.8*		µg/L	25.0		99.2		70-130			
Surrogate: 4-Bromofluorobenzene	*24.3*		µg/L	25.0		97.4		70-130			
LCS (B077188-BS1)				Prepared & Analyzed: 07/22/13							
Acetone	104	20	µg/L	100		104		70-130			V-20
Acrylonitrile	8.88	2.0	µg/L	10.0		88.8		70-130			
Benzene	9.99	0.50	µg/L	10.0		99.9		70-130			
Bromobenzene	10.7	0.50	µg/L	10.0		107		70-130			
Bromodichloromethane	11.2	1.0	µg/L	10.0		112		70-130			
Bromoform	9.46	0.50	µg/L	10.0		94.6		70-130			
Bromomethane	45.6	1.0	µg/L	10.0		**456**	*	70-130			V-19, V-20, L-01
2-Butanone (MEK)	95.0	5.0	µg/L	100		95.0		70-130			
n-Butylbenzene	11.5	1.0	µg/L	10.0		115		70-130			
sec-Butylbenzene	11.3	1.0	µg/L	10.0		113		70-130			
tert-Butylbenzene	11.4	1.0	µg/L	10.0		114		70-130			
Carbon Disulfide	107	5.0	µg/L	100		107		70-130			
Carbon Tetrachloride	11.6	0.50	µg/L	10.0		116		70-130			
Chlorobenzene	10.7	0.50	µg/L	10.0		107		70-130			
Chlorodibromomethane	10.5	0.50	µg/L	10.0		105		70-130			
Chloroethane	11.8	1.0	µg/L	10.0		118		70-130			
Chloroform	11.5	0.50	µg/L	10.0		115		70-130			
Chloromethane	7.62	0.50	µg/L	10.0		76.2		70-130			
2-Chlorotoluene	11.0	0.50	µg/L	10.0		110		70-130			
4-Chlorotoluene	11.3	0.50	µg/L	10.0		113		70-130			
1,2-Dibromo-3-chloropropane (DBCP)	10.9	2.0	µg/L	10.0		109		70-130			
1,2-Dibromoethane (EDB)	11.2	0.50	µg/L	10.0		112		70-130			
Dibromomethane	11.1	0.50	µg/L	10.0		111		70-130			
1,2-Dichlorobenzene	10.7	0.50	µg/L	10.0		107		70-130			
1,3-Dichlorobenzene	10.7	0.50	µg/L	10.0		107		70-130			
1,4-Dichlorobenzene	10.4	0.50	µg/L	10.0		104		70-130			
trans-1,4-Dichloro-2-butene	10.5	2.0	µg/L	10.0		105		70-130			
Dichlorodifluoromethane (Freon 12)	10.5	0.50	µg/L	10.0		105		70-130			
1,1-Dichloroethane	10.7	0.50	µg/L	10.0		107		70-130			
1,2-Dichloroethane	12.7	0.50	µg/L	10.0		127		70-130			
1,1-Dichloroethylene	11.0	0.50	µg/L	10.0		110		70-130			
cis-1,2-Dichloroethylene	11.2	0.50	µg/L	10.0		112		70-130			
trans-1,2-Dichloroethylene	11.0	1.0	µg/L	10.0		110		70-130			
1,2-Dichloropropane	10.7	0.50	µg/L	10.0		107		70-130			
1,3-Dichloropropane	11.0	0.50	µg/L	10.0		110		70-130			
2,2-Dichloropropane	12.8	0.50	µg/L	10.0		128		70-130			V-20
1,1-Dichloropropene	11.0	0.50	µg/L	10.0		110		70-130			
cis-1,3-Dichloropropene	10.6	1.0	µg/L	10.0		106		70-130			
trans-1,3-Dichloropropene	10.3	2.0	µg/L	10.0		103		70-130			

con-test® ANALYTICAL LABORATORY

39 Spruce Street * East Longmeadow, MA 01028 * FAX 413/525-6405 * TEL. 413/525-2332

QUALITY CONTROL

Volatile Organic Compounds by GC/MS - Quality Control

Analyte	Result	Reporting Limit	Units	Spike Level	Source Result	%REC	%REC Limits	RPD	RPD Limit	Notes
Batch B077188 - SW-846 5030B										
LCS (B077188-BS1)				Prepared & Analyzed: 07/22/13						
Ethylbenzene	10.8	0.50	µg/L	10.0		108	70-130			
Hexachlorobutadiene	13.0	0.40	µg/L	10.0		130	70-130			V-05
2-Hexanone (MBK)	101	5.0	µg/L	100		101	70-130			
Isopropylbenzene (Cumene)	11.1	0.50	µg/L	10.0		111	70-130			
p-Isopropyltoluene (p-Cymene)	11.5	0.50	µg/L	10.0		115	70-130			
Methyl tert-Butyl Ether (MTBE)	11.0	0.50	µg/L	10.0		110	70-130			
Methylene Chloride	7.26	5.0	µg/L	10.0		72.6	70-130			
4-Methyl-2-pentanone (MIBK)	103	5.0	µg/L	100		103	70-130			
Naphthalene	7.96	2.0	µg/L	10.0		79.6	70-130			
n-Propylbenzene	10.9	1.0	µg/L	10.0		109	70-130			
Styrene	10.9	1.0	µg/L	10.0		109	70-130			
1,1,1,2-Tetrachloroethane	10.7	1.0	µg/L	10.0		107	70-130			
1,1,2,2-Tetrachloroethane	9.99	0.50	µg/L	10.0		99.9	70-130			
Tetrachloroethylene	11.0	1.0	µg/L	10.0		110	70-130			
Tetrahydrofuran	8.81	10	µg/L	10.0		88.1	70-130			
Toluene	10.8	1.0	µg/L	10.0		108	70-130			
1,2,3-Trichlorobenzene	10.1	2.0	µg/L	10.0		101	70-130			
1,2,4-Trichlorobenzene	8.97	0.50	µg/L	10.0		89.7	70-130			
1,1,1-Trichloroethane	11.5	0.50	µg/L	10.0		115	70-130			
1,1,2-Trichloroethane	10.9	0.50	µg/L	10.0		109	70-130			
Trichloroethylene	11.1	1.0	µg/L	10.0		111	70-130			
Trichlorofluoromethane (Freon 11)	12.4	2.0	µg/L	10.0		124	70-130			
1,2,3-Trichloropropane	9.89	1.0	µg/L	10.0		98.9	70-130			
1,1,2-Trichloro-1,2,2-trifluoroethane (Freon 113)	10.9	0.50	µg/L	10.0		109	70-130			
1,2,4-Trimethylbenzene	11.5	0.50	µg/L	10.0		115	70-130			
1,3,5-Trimethylbenzene	11.5	0.50	µg/L	10.0		115	70-130			
Vinyl Chloride	9.13	1.0	µg/L	10.0		91.3	70-130			
m+p Xylene	22.4	2.0	µg/L	20.0		112	70-130			
o-Xylene	11.0	1.0	µg/L	10.0		110	70-130			
Surrogate: 1,2-Dichloroethane-d4	*27.6*		µg/L	25.0		111	70-130			
Surrogate: Toluene-d8	*25.0*		µg/L	25.0		100	70-130			
Surrogate: 4-Bromofluorobenzene	*24.7*		µg/L	25.0		98.7	70-130			

con-test® ANALYTICAL LABORATORY

39 Spruce Street * East Longmeadow, MA 01028 * FAX 413/525-6405 * TEL. 413/525-2332

QUALITY CONTROL

Semivolatile Organic Compounds by GC/MS - Quality Control

Analyte	Result	Reporting Limit	Units	Spike Level	Source Result	%REC	%REC Limits	RPD	RPD Limit	Notes
Batch B077109 - SW-846 3510C										
Blank (B077109-BLK1)				Prepared: 07/19/13 Analyzed: 07/25/13						
Acenaphthene (low)	ND	0.30	µg/L							
Acenaphthylene (low)	ND	0.30	µg/L							
Anthracene (low)	ND	0.20	µg/L							
Benzo(a)anthracene (low)	ND	0.050	µg/L							
Benzo(a)pyrene (low)	ND	0.10	µg/L							
Benzo(b)fluoranthene (low)	ND	0.050	µg/L							
Benzo(g,h,i)perylene (low)	ND	0.50	µg/L							
Benzo(k)fluoranthene (low)	ND	0.20	µg/L							
Chrysene (low)	ND	0.20	µg/L							
Dibenz(a,h)anthracene (low)	ND	0.20	µg/L							
Fluoranthene (low)	ND	0.50	µg/L							
Fluorene (low)	ND	1.0	µg/L							
Indeno(1,2,3-cd)pyrene (low)	ND	0.20	µg/L							
2-Methylnaphthalene (low)	ND	1.0	µg/L							
Naphthalene (low)	ND	1.0	µg/L							
Phenanthrene (low)	ND	0.050	µg/L							
Pyrene (low)	ND	1.0	µg/L							
Surrogate: Nitrobenzene-d5 (low)	*79.9*		µg/L	100		79.9	30-130			
Surrogate: 2-Fluorobiphenyl (low)	*82.6*		µg/L	100		82.6	30-130			
Surrogate: p-Terphenyl-d14 (low)	*67.6*		µg/L	100		67.6	30-130			
LCS (B077109-BS1)				Prepared: 07/19/13 Analyzed: 07/25/13						
Acenaphthene (low)	40.8	7.5	µg/L	50.0		81.7	40-140			
Acenaphthylene (low)	41.5	7.5	µg/L	50.0		83.0	40-140			
Anthracene (low)	43.4	5.0	µg/L	50.0		86.7	40-140			
Benzo(a)anthracene (low)	43.2	1.2	µg/L	50.0		86.5	40-140			
Benzo(a)pyrene (low)	44.8	2.5	µg/L	50.0		89.5	40-140			
Benzo(b)fluoranthene (low)	47.0	1.2	µg/L	50.0		94.0	40-140			
Benzo(g,h,i)perylene (low)	46.2	12	µg/L	50.0		92.4	40-140			
Benzo(k)fluoranthene (low)	42.6	5.0	µg/L	50.0		85.1	40-140			
Chrysene (low)	42.1	5.0	µg/L	50.0		84.2	40-140			
Dibenz(a,h)anthracene (low)	48.2	5.0	µg/L	50.0		96.4	40-140			
Fluoranthene (low)	42.5	12	µg/L	50.0		85.0	40-140			
Fluorene (low)	43.4	25	µg/L	50.0		86.9	40-140			
Indeno(1,2,3-cd)pyrene (low)	48.2	5.0	µg/L	50.0		96.3	40-140			
2-Methylnaphthalene (low)	36.0	25	µg/L	50.0		72.1	40-140			
Naphthalene (low)	36.6	25	µg/L	50.0		73.3	40-140			
Phenanthrene (low)	41.5	1.2	µg/L	50.0		83.0	40-140			
Pyrene (low)	40.0	25	µg/L	50.0		80.0	40-140			
Surrogate: Nitrobenzene-d5 (low)	*80.6*		µg/L	100		80.6	30-130			
Surrogate: 2-Fluorobiphenyl (low)	*73.6*		µg/L	100		73.6	30-130			
Surrogate: p-Terphenyl-d14 (low)	*52.4*		µg/L	100		52.4	30-130			

con-test® ANALYTICAL LABORATORY

39 Spruce Street * East Longmeadow, MA 01028 * FAX 413/525-6405 * TEL. 413/525-2332

QUALITY CONTROL

Semivolatile Organic Compounds by GC/MS - Quality Control

Analyte	Result	Reporting Limit	Units	Spike Level	Source Result	%REC	%REC Limits	RPD	RPD Limit	Notes
Batch B077109 - SW-846 3510C										
LCS Dup (B077109-BSD1)				Prepared: 07/19/13 Analyzed: 07/25/13						
Acenaphthene (low)	41.3	7.5	µg/L	50.0		82.6	40-140	1.10	20	
Acenaphthylene (low)	42.1	7.5	µg/L	50.0		84.2	40-140	1.43	20	
Anthracene (low)	43.9	5.0	µg/L	50.0		87.8	40-140	1.32	20	
Benzo(a)anthracene (low)	44.4	1.2	µg/L	50.0		88.7	40-140	2.51	20	
Benzo(a)pyrene (low)	46.0	2.5	µg/L	50.0		92.1	40-140	2.86	20	
Benzo(b)fluoranthene (low)	48.8	1.2	µg/L	50.0		97.6	40-140	3.81	20	
Benzo(g,h,i)perylene (low)	48.3	12	µg/L	50.0		96.6	40-140	4.34	20	
Benzo(k)fluoranthene (low)	44.0	5.0	µg/L	50.0		87.9	40-140	3.24	20	
Chrysene (low)	43.2	5.0	µg/L	50.0		86.4	40-140	2.64	20	
Dibenz(a,h)anthracene (low)	50.3	5.0	µg/L	50.0		101	40-140	4.31	20	
Fluoranthene (low)	42.9	12	µg/L	50.0		85.8	40-140	0.878	20	
Fluorene (low)	43.7	25	µg/L	50.0		87.4	40-140	0.631	20	
Indeno(1,2,3-cd)pyrene (low)	50.2	5.0	µg/L	50.0		100	40-140	4.07	50	
2-Methylnaphthalene (low)	36.4	25	µg/L	50.0		72.8	40-140	0.966	20	
Naphthalene (low)	37.2	25	µg/L	50.0		74.3	40-140	1.36	20	
Phenanthrene (low)	42.1	1.2	µg/L	50.0		84.2	40-140	1.44	20	
Pyrene (low)	42.0	25	µg/L	50.0		84.1	40-140	5.06	20	
Surrogate: Nitrobenzene-d5 (low)	*78.2*		µg/L	100		78.2	30-130			
Surrogate: 2-Fluorobiphenyl (low)	*71.1*		µg/L	100		71.1	30-130			
Surrogate: p-Terphenyl-d14 (low)	*53.8*		µg/L	100		53.8	30-130			

con-test® ANALYTICAL LABORATORY

39 Spruce Street * East Longmeadow, MA 01028 * FAX 413/525-6405 * TEL. 413/525-2332

QUALITY CONTROL

Petroleum Hydrocarbons Analyses - Quality Control

Analyte	Result	Reporting Limit	Units	Spike Level	Source Result	%REC	%REC Limits	RPD	RPD Limit	Notes
Batch B077223 - SW-846 3510C										
Blank (B077223-BLK1)				Prepared & Analyzed: 07/23/13						
CT ETPH	ND	0.075	mg/L							
Surrogate: o-Terphenyl	*0.0775*		mg/L	0.100		77.5	50-150			
LCS (B077223-BS1)				Prepared & Analyzed: 07/23/13						
CT ETPH	0.864	0.075	mg/L	1.00		86.4	60-120			
Surrogate: o-Terphenyl	*0.0752*		mg/L	0.100		75.2	50-150			
LCS Dup (B077223-BSD1)				Prepared & Analyzed: 07/23/13						
CT ETPH	0.868	0.075	mg/L	1.00		86.8	60-120	0.389	30	
Surrogate: o-Terphenyl	*0.0794*		mg/L	0.100		79.4	50-150			

con-test® ANALYTICAL LABORATORY

39 Spruce Street * East Longmeadow, MA 01028 * FAX 413/525-6405 * TEL. 413/525-2332

QUALITY CONTROL

Metals Analyses (Total) - Quality Control

Analyte	Result	Reporting Limit	Units	Spike Level	Source Result	%REC	%REC Limits	RPD	RPD Limit	Notes
Batch B077040 - SW-846 3005A										
Blank (B077040-BLK1)				Prepared: 07/18/13 Analyzed: 07/19/13						
Antimony	ND	5.0	µg/L							
Arsenic	ND	2.0	µg/L							
Barium	ND	50	µg/L							
Beryllium	ND	2.0	µg/L							
Cadmium	ND	2.5	µg/L							
Chromium	ND	5.0	µg/L							
Copper	ND	25	µg/L							
Lead	ND	5.0	µg/L							
Nickel	ND	25	µg/L							
Selenium	ND	25	µg/L							
Silver	ND	2.5	µg/L							
Thallium	ND	1.0	µg/L							
Zinc	ND	50	µg/L							
LCS (B077040-BS1)				Prepared: 07/18/13 Analyzed: 07/19/13						
Antimony	272	5.0	µg/L	250		109	80-120			
Arsenic	268	2.0	µg/L	250		107	80-120			
Barium	246	50	µg/L	250		98.4	80-120			
Beryllium	273	2.0	µg/L	250		109	80-120			
Cadmium	265	2.5	µg/L	250		106	80-120			
Chromium	248	5.0	µg/L	250		99.2	80-120			
Copper	256	25	µg/L	250		102	80-120			
Lead	267	5.0	µg/L	250		107	80-120			
Nickel	254	25	µg/L	250		102	80-120			
Selenium	267	25	µg/L	250		107	80-120			
Silver	243	2.5	µg/L	250		97.3	80-120			
Thallium	251	1.0	µg/L	250		100	80-120			
Zinc	273	50	µg/L	250		109	80-120			
LCS Dup (B077040-BSD1)				Prepared: 07/18/13 Analyzed: 07/19/13						
Antimony	276	5.0	µg/L	250		110	80-120	1.37	20	
Arsenic	275	2.0	µg/L	250		110	80-120	2.47	20	
Barium	256	50	µg/L	250		102	80-120	3.95	20	
Beryllium	280	2.0	µg/L	250		112	80-120	2.34	20	
Cadmium	275	2.5	µg/L	250		110	80-120	3.79	20	
Chromium	253	5.0	µg/L	250		101	80-120	2.09	20	
Copper	262	25	µg/L	250		105	80-120	2.30	20	
Lead	269	5.0	µg/L	250		108	80-120	0.947	20	
Nickel	260	25	µg/L	250		104	80-120	2.33	20	
Selenium	282	25	µg/L	250		113	80-120	5.41	20	
Silver	260	2.5	µg/L	250		104	80-120	6.76	20	
Thallium	258	1.0	µg/L	250		103	80-120	2.75	20	
Zinc	284	50	µg/L	250		114	80-120	4.13	20	

con-test® ANALYTICAL LABORATORY

39 Spruce Street * East Longmeadow, MA 01028 * FAX 413/525-6405 * TEL. 413/525-2332

QUALITY CONTROL

Metals Analyses (Total) - Quality Control

Analyte	Result	Reporting Limit	Units	Spike Level	Source Result	%REC	%REC Limits	RPD	RPD Limit	Notes
Batch B077040 - SW-846 3005A										
Duplicate (B077040-DUP1)		**Source: 13G0738-01**		Prepared: 07/18/13 Analyzed: 07/19/13						
Antimony	ND	5.0	µg/L		ND			NC	20	
Arsenic	ND	2.0	µg/L		ND			NC	20	
Barium	110	50	µg/L		108			1.76	20	
Beryllium	ND	2.0	µg/L		ND			NC	20	
Cadmium	ND	2.5	µg/L		ND			NC	20	
Chromium	ND	5.0	µg/L		ND			NC	20	
Copper	ND	25	µg/L		ND			NC	20	
Lead	ND	5.0	µg/L		ND			NC	20	
Nickel	ND	25	µg/L		ND			NC	20	
Selenium	ND	25	µg/L		ND			NC	20	
Silver	ND	2.5	µg/L		ND			NC	20	
Thallium	ND	1.0	µg/L		ND			NC	20	
Zinc	ND	50	µg/L		ND			NC	20	
Matrix Spike (B077040-MS1)		**Source: 13G0738-01**		Prepared: 07/18/13 Analyzed: 07/19/13						
Antimony	287	5.0	µg/L	250	ND	115	75-125			
Arsenic	281	2.0	µg/L	250	ND	112	75-125			
Barium	374	50	µg/L	250	108	107	75-125			
Beryllium	291	2.0	µg/L	250	ND	116	75-125			
Cadmium	279	2.5	µg/L	250	ND	112	75-125			
Chromium	260	5.0	µg/L	250	ND	104	75-125			
Copper	265	25	µg/L	250	2.11	105	75-125			
Lead	276	5.0	µg/L	250	ND	111	75-125			
Nickel	271	25	µg/L	250	8.52	105	75-125			
Selenium	281	25	µg/L	250	ND	112	75-125			
Silver	274	2.5	µg/L	250	ND	110	75-125			
Thallium	266	1.0	µg/L	250	0.483	106	75-125			
Zinc	301	50	µg/L	250	21.2	112	75-125			
Batch B077045 - SW-846 7470A Prep										
Blank (B077045-BLK1)				Prepared & Analyzed: 07/19/13						
Mercury	ND	0.00010	mg/L							
LCS (B077045-BS1)				Prepared & Analyzed: 07/19/13						
Mercury	0.00207	0.00010	mg/L	0.00200		104	80-120			
LCS Dup (B077045-BSD1)				Prepared & Analyzed: 07/19/13						
Mercury	0.00210	0.00010	mg/L	0.00200		105	80-120	0.993	20	
Duplicate (B077045-DUP2)		**Source: 13G0738-03**		Prepared & Analyzed: 07/19/13						
Mercury	ND	0.00010	mg/L		ND			NC	20	

39 Spruce Street * East Longmeadow, MA 01028 * FAX 413/525-6405 * TEL. 413/525-2332

QUALITY CONTROL

Metals Analyses (Total) - Quality Control

Analyte	Result	Reporting Limit	Units	Spike Level	Source Result	%REC	%REC Limits	RPD	RPD Limit	Notes
Batch B077045 - SW-846 7470A Prep										
Matrix Spike (B077045-MS2)		**Source: 13G0738-03**		Prepared & Analyzed: 07/19/13						
Mercury	0.00201	0.00010	mg/L	0.00200	ND	101	75-125			

con-test® ANALYTICAL LABORATORY

39 Spruce Street * East Longmeadow, MA 01028 * FAX 413/525-6405 * TEL. 413/525-2332

QUALITY CONTROL

Conventional Chemistry Parameters by EPA/APHA/SW-846 Methods (Total) - Quality Control

Analyte	Result	Reporting Limit	Units	Spike Level	Source Result	%REC	%REC Limits	RPD	RPD Limit	Notes
Batch B077101 - SW-846 7196A										
Blank (B077101-BLK1)				Prepared & Analyzed: 07/19/13						
Hexavalent Chromium	ND	0.0040	mg/L							
LCS (B077101-BS1)				Prepared & Analyzed: 07/19/13						
Hexavalent Chromium	0.10	0.0040	mg/L	0.100		104	80-120			
LCS Dup (B077101-BSD1)				Prepared & Analyzed: 07/19/13						
Hexavalent Chromium	0.11	0.0040	mg/L	0.100		108	80-120	3.42	20	
Duplicate (B077101-DUP1)		**Source: 13G0738-03**		Prepared & Analyzed: 07/19/13						
Hexavalent Chromium	ND	0.0040	mg/L		ND			NC	20	
Matrix Spike (B077101-MS1)		**Source: 13G0738-03**		Prepared & Analyzed: 07/19/13						
Hexavalent Chromium	0.12	0.0040	mg/L	0.100	ND	117	75-125			
Matrix Spike Dup (B077101-MSD1)		**Source: 13G0738-03**		Prepared & Analyzed: 07/19/13						
Hexavalent Chromium	0.11	0.0040	mg/L	0.100	ND	113	75-125	3.15	20	

con-test® ANALYTICAL LABORATORY

39 Spruce Street * East Longmeadow, MA 01028 * FAX 413/525-6405 * TEL. 413/525-2332

FLAG/QUALIFIER SUMMARY

*	QC result is outside of established limits.
†	Wide recovery limits established for difficult compound.
‡	Wide RPD limits established for difficult compound.
#	Data exceeded client recommended or regulatory level
	Percent recoveries and relative percent differences (RPDs) are determined by the software using values in the calculation which have not been rounded.
E	Reported result is estimated. Value reported over verified calibration range.
L-01	Laboratory fortified blank /laboratory control sample recovery outside of control limits. Data validation is not affected since all results are "not detected" for all samples in this batch for this compound and bias is on the high side.
L-03	Laboratory fortified blank/laboratory control sample recovery is outside of control limits. Reported value for this compound is likely to be biased on the low side.
V-05	Continuing calibration did not meet method specifications and was biased on the low side for this compound. Increased uncertainty is associated with the reported value which is likely to be biased on the low side.
V-19	Initial calibration did not meet method specifications. Compound was calibrated using linear regression with correlation coefficient <0.99.
V-20	Continuing calibration did not meet method specifications and was biased on the high side. Data validation is not affected since sample result was "not detected" for this compound.

con-test® ANALYTICAL LABORATORY

39 Spruce Street * East Longmeadow, MA 01028 * FAX 413/525-6405 * TEL. 413/525-2332

CERTIFICATIONS

Certified Analyses included in this Report

Analyte	Certifications
CTDEP ETPH in Water	
CT ETPH	CT
SW-846 6020A in Water	
Antimony	CT,NH,NY,NC,ME,VA
Arsenic	CT,NH,NY,NC,ME,VA
Barium	CT,NH,NY,NC,ME,VA
Beryllium	CT,NH,NY,NC,ME,VA
Cadmium	CT,NH,NY,RI,NC,ME,VA
Chromium	CT,NH,NY,NC,ME,VA
Copper	CT,NH,NY,NC,ME,VA
Lead	CT,NH,NY,NC,ME,VA
Nickel	CT,NH,NY,NC,ME,VA
Selenium	CT,NH,NY,NC,ME,VA
Silver	CT,NH,NY,NC,ME,VA
Thallium	CT,NH,NY,NC,ME,VA
Zinc	CT,NH,NY,NC,ME,VA
SW-846 7196A in Water	
Hexavalent Chromium	CT,NH,NY,NC,ME,VA
SW-846 7470A in Water	
Mercury	CT,NH,NY,NC,ME,VA
SW-846 8260C in Water	
Acetone	CT,NH,NY,ME
Acrylonitrile	CT,NY,ME
Benzene	CT,NH,NY,ME
Bromodichloromethane	CT,NH,NY,ME
Bromoform	CT,NH,NY,ME
Bromomethane	CT,NH,NY,ME
2-Butanone (MEK)	CT,NH,NY,ME
n-Butylbenzene	NY,ME
sec-Butylbenzene	NY,ME
tert-Butylbenzene	NY,ME
Carbon Disulfide	CT,NH,NY,ME
Carbon Tetrachloride	CT,NH,NY,ME
Chlorobenzene	CT,NH,NY,ME
Chlorodibromomethane	CT,NH,NY,ME
Chloroethane	CT,NH,NY,ME
Chloroform	CT,NH,NY,ME
Chloromethane	CT,NH,NY,ME
2-Chlorotoluene	NY,ME
4-Chlorotoluene	NY,ME
Dibromomethane	NH,NY,ME
1,2-Dichlorobenzene	CT,NY,ME
1,3-Dichlorobenzene	CT,NH,NY,ME
1,4-Dichlorobenzene	CT,NH,NY,ME
trans-1,4-Dichloro-2-butene	NH,NY,ME
Dichlorodifluoromethane (Freon 12)	NH,NY,ME

con-test® ANALYTICAL LABORATORY

39 Spruce Street * East Longmeadow, MA 01028 * FAX 413/525-6405 * TEL. 413/525-2332

CERTIFICATIONS

Certified Analyses included in this Report

Analyte	Certifications
SW-846 8260C in Water	
1,1-Dichloroethane	CT,NH,NY,ME
1,2-Dichloroethane	CT,NH,NY,ME
1,1-Dichloroethylene	CT,NH,NY,ME
cis-1,2-Dichloroethylene	NY,ME
trans-1,2-Dichloroethylene	CT,NH,NY,ME
1,2-Dichloropropane	CT,NH,NY,ME
1,3-Dichloropropane	NY,ME
2,2-Dichloropropane	NH,NY,ME
1,1-Dichloropropene	NH,NY,ME
cis-1,3-Dichloropropene	CT,NH,NY,ME
trans-1,3-Dichloropropene	CT,NH,NY,ME
Ethylbenzene	CT,NH,NY,ME
Hexachlorobutadiene	CT,NH,NY,ME
2-Hexanone (MBK)	CT,NH,NY,ME
Isopropylbenzene (Cumene)	NY,ME
p-Isopropyltoluene (p-Cymene)	CT,NH,NY,ME
Methyl tert-Butyl Ether (MTBE)	CT,NH,NY,ME
Methylene Chloride	CT,NH,NY,ME
4-Methyl-2-pentanone (MIBK)	CT,NH,NY,ME
Naphthalene	NH,NY,ME
n-Propylbenzene	CT,NH,NY,ME
Styrene	CT,NH,NY,ME
1,1,1,2-Tetrachloroethane	CT,NH,NY,ME
1,1,2,2-Tetrachloroethane	CT,NH,NY,ME
Tetrachloroethylene	CT,NH,NY,ME
Toluene	CT,NH,NY,ME
1,2,3-Trichlorobenzene	NH,NY,ME
1,2,4-Trichlorobenzene	CT,NH,NY,ME
1,1,1-Trichloroethane	CT,NH,NY,ME
1,1,2-Trichloroethane	CT,NH,NY,ME
Trichloroethylene	CT,NH,NY,ME
Trichlorofluoromethane (Freon 11)	CT,NH,NY,ME
1,2,3-Trichloropropane	NH,NY,ME
1,1,2-Trichloro-1,2,2-trifluoroethane (Freon 113)	NY
1,2,4-Trimethylbenzene	NY,ME
1,3,5-Trimethylbenzene	NY,ME
Vinyl Chloride	CT,NH,NY,ME
m+p Xylene	CT,NH,NY,ME
o-Xylene	CT,NH,NY,ME

39 Spruce Street * East Longmeadow, MA 01028 * FAX 413/525-6405 * TEL. 413/525-2332

The CON-TEST Environmental Laboratory operates under the following certifications and accreditations:

Code	Description	Number	Expires
AIHA	AIHA-LAP, LLC	100033	02/1/2014
MA	Massachusetts DEP	M-MA100	06/30/2014
CT	Connecticut Department of Publilc Health	PH-0567	09/30/2013
NY	New York State Department of Health	10899 NELAP	04/1/2014
NH-S	New Hampshire Environmental Lab	2516 NELAP	02/5/2014
RI	Rhode Island Department of Health	LAO00112	12/30/2013
NC	North Carolina Div. of Water Quality	652	12/31/2013
NJ	New Jersey DEP	MA007 NELAP	06/30/2014
FL	Florida Department of Health	E871027 NELAP	06/30/2014
VT	Vermont Department of Health Lead Laboratory	LL015036	07/30/2014
WA	State of Washington Department of Ecology	C2065	02/23/2014
ME	State of Maine	2011028	06/9/2015
VA	Commonwealth of Virginia	460217	12/14/2013
NH-P	New Hampshire Environmental Lab	2557 NELAP	09/6/2012

1360738

CHAIN OF CUSTODY RECORD

con-test ANALYTICAL LABORATORY
Phone: 413-525-2332
Fax: 413-525-6405
Email: info@contestlabs.com
www.contestlabs.com
39 Spruce Street
East Longmeadow, MA 01028

Rev. 04.05.12

Company Name: VHB Inc.
Address: 54 Tuttle Place
Middletown CT 06457
Attention: Pete Chiarizio
Project Location: 25 Skinner St., East Hampton CT
Sampled By: P. Chiarizio + S. Miller

Telephone: 860 383 5963
Project #: V1770.01
Client PO#:

DATA DELIVERY (check all that apply)
○ FAX ✓ EMAIL ○ WEBSITE
Fax #:
Email: pchiarizio@vhb.com
Format: ✓ PDF ✓ EXCEL ○ GIS ○ OTHER ____
○ "Enhanced Data Package"

Project Proposal Provided? (for billing purposes)
✓ yes 4/2013 proposal date

ANALYSIS REQUESTED

Con-Test Lab ID (laboratory use only)	Client Sample ID / Description	Collection Beginning Date/Time	Collection Ending Date/Time	Composite	Grab	*Matrix Code	Conc Code	CT ETPH	EPA 8260 VOCs CT list	EPA 8270 PAHs only	Total PP13 Metals	Total Ba + As only	Total Cr Cr6							# of Containers
								10	12	12	7	2	(1)							# of Containers
								I	H	I	P	P	(P)							** Preservation
								A	V	A	N	N	(N)							***Container Code
-01	MW-1	7/17/13	225 pm		/	GW	L	X		X		X								
-02	MW-2	7/17/13	1250 pm		/	GW	L	X		X		X								
-03	MW-3	7/17/13	235 pm		/	GW	L		X		X		X							
-04	MW-4	7/17/13	955 am		/	GW	H	X	X	X	X									
-05	MW-5	7/17/13	1259 pm		/	GW	L	X		X	X									
-06	MW-6	7/17/13	154 pm		/	GW	L			X	X									
-07	MW-7	7/17/13	12 pm		/	GW	L		X		X									
-08	MW-7Dup	7/17/13	1202 pm		/	GW	L		X		X									
-09	MW-8	7/17/13	1177 am		/	GW	L	X		X	X									
-10	TB** Run per PetC. 7/19/2013								X											

Comments: Low level cal for PAHs to meet RSRs - per client
Cr#6 Received
~~Do Not Run Cr+6 Per Client~~ CEC 7/18/13
** Trip blank Received but not on C.O.C.

Please use the following codes to let Con-Test know if a specific sample may be high in concentration in Matrix/Conc. Code Box:
H - High; M - Medium; L - Low; C - Clean; U - Unknown

Relinquished by: (signature) — Date/Time: 7/17/13 330 pm
Received by: (signature) — Date/Time: 7/18/13 822 am — 20°
Relinquished by: (signature) — Date/Time:
Received by: (signature) — Date/Time:

Turnaround ††
☑ 7-Day
☐ 10-Day
☐ Other ____
RUSH †
☐ †24-Hr ☐ †48-Hr
☐ †72-Hr ☐ †4-Day
† Require lab approval

Detection Limit Requirements
Massachusetts:
Connecticut: GA GPC, SWPC
Other:

Is your project MCP or RCP ?
○ MCP Form Required
✓ RCP Form Required
○ MA State DW Form Required PWSID #

NELAC & AIHA-LAP, LLC Accredited
WBE/DBE Certified

# of Containers
** Preservation
***Container Code

Dissolved Metals
○ Field Filtered
○ Lab to Filter

***Cont. Code:
A=amber glass
G=glass
P=plastic
ST=sterile
V=vial
S=summa can
T=tedlar bag
O=Other

**Preservation
I = Iced
H = HCL
M = Methanol
N = Nitric Acid
S = Sulfuric Acid
B = Sodium bisulfate
X = Na hydroxide
T = Na thiosulfate
O = Other ____

*Matrix Code:
GW = groundwater
WW = wastewater
DW = drinking water
A = air
S = soil/solid
SL = sludge
O = other ____

†† TURNAROUND TIME STARTS AT 9:00 A.M. THE DAY AFTER SAMPLE RECEIPT UNLESS THERE ARE QUESTIONS ON YOUR CHAIN. IF THIS FORM IS NOT FILLED OUT COMPLETELY OR IS INCORRECT, TURNAROUND TIME WILL NOT START UNTIL ALL QUESTIONS ARE ANSWERED BY OUR CLIENT.

PLEASE BE CAREFUL NOT TO CONTAMINATE THIS DOCUMENT

39 Spruce St.
East Longmeadow, MA. 01028
P: 413-525-2332
F: 413-525-6405
www.contestlabs.com

con-test® ANALYTICAL LABORATORY

Sample Receipt Checklist

CLIENT NAME: VHB RECEIVED BY: CEC/WD DATE: 7/18/13

1) Was the chain(s) of custody relinquished and signed? Yes No No CoC Included
2) Does the chain agree with the samples? Yes No
   If not, explain:
3) Are all the samples in good condition? Yes No
   If not, explain:
4) How were the samples received:

On Ice ☑ Direct from Sampling ☐ Ambient ☐ In Cooler(s) ☑

Were the samples received in Temperature Compliance of (2-6°C)? Yes No N/A

Temperature °C by Temp blank _____ Temperature °C by Temp gun 2.0°C

5) Are there Dissolved samples for the lab to filter? Yes No
   Who was notified _____ Date _____ Time _____
6) Are there any RUSH or SHORT HOLDING TIME samples? Yes No
   Who was notified _____ Date _____ Time _____
7) Location where samples are stored: 19

Permission to subcontract samples? Yes No
(Walk-in clients only) if not already approved
Client Signature:

8) Do all samples have the proper Acid pH: Yes No N/A
9) Do all samples have the proper Base pH: Yes No N/A
10) Was the PC notified of any discrepancies with the CoC vs the samples: Yes No N/A

Containers received at Con-Test

	# of containers		# of containers
1 Liter Amber	22	8 oz amber/clear jar	
500 mL Amber		4 oz amber/clear jar	
250 mL Amber (8oz amber)		2 oz amber/clear jar	
1 Liter Plastic		Air Cassette	
500 mL Plastic		Hg/Hopcalite Tube	
250 mL plastic	4	Plastic Bag / Ziploc	
40 mL Vial - type listed below	15	PM 2.5 / PM 10	
Colisure / bacteria bottle		PUF Cartridge	
Dissolved Oxygen bottle		SOC Kit	
Encore		TO-17 Tubes	
Flashpoint bottle		Non-ConTest Container	
Perchlorate Kit		Other glass jar	
Other		Other	

Laboratory Comments: Received Cr+6 Sample Preserved with HNO3
Received TB Not on C.O.C. CEC 7/18/13

40 mL vials: # HCl 15 # Methanol _____
Bisulfate _____ # DI Water _____
Thiosulfate _____ Unpreserved _____

Time and Date Frozen:

1360738

CHAIN OF CUSTODY RECORD

con-test® ANALYTICAL LABORATORY
Phone: 413-525-2332
Fax: 413-525-6405
Email: info@contestlabs.com
www.contestlabs.com
39 Spruce Street
East longmeadow, MA 01028

Rev. 04.05.12

Page ____ of ____

Company Name: VHB Inc
Address: 54 Tuttle Place
Middletown CT 06457
Attention: Pete Chiarizio
Project Location: 25 Skinner St East Hampton CT
Sampled By: Pete Chiarizio

Telephone: 860 383 5923
Project #: 41770.01
Client PO#:

DATA DELIVERY (check all that apply)
○ FAX ○ EMAIL ○ WEBSITE
Fax #:
Email: pchiarizio@vhb.com
Format: ○ PDF ○ EXCEL ○ GIS
○ OTHER
○ "Enhanced Data Package"

Project Proposal Provided? (for billing purposes)
○ yes 4/13 proposal date

Con-Test Lab ID (laboratory use only)	Client Sample ID / Description	Collection Beginning Date/Time	Collection Ending Date/Time	Composite	Grab	*Matrix Code	Conc Code	Total/Lead												# of Containers	** Preservation	***Container Code
																				1	1	P
-03	MW-3	7/18/13	4:15 pm		X	GW	L	X														

ANALYSIS REQUESTED

Dissolved Metals
○ Field Filtered
○ Lab to Filter

***Cont. Code:
A=amber glass
G=glass
P=plastic
ST=sterile
V= vial
S=summa can
T=tedlar bag
O=Other

**Preservation
I = Iced
H = HCL
M = Methanol
N = Nitric Acid
S = Sulfuric Acid
B = Sodium bisulfate
X = Na hydroxide
T = Na thiosulfate
O = Other

*Matrix Code:
GW= groundwater
WW= wastewater
DW= drinking water
A = air
S = soil/solid
SL = sludge
O = other

Comments: This was preserved sample replaces the incorrectly preserved sample collected yesterday

Please use the following codes to let Con-Test know if a specific sample may be high in concentration in Matrix/Conc. Code Box:
H - High; M - Medium; L - Low; C - Clean; U - Unknown

Relinquished by: (signature)	Date/Time: 7/18/13 5:20 pm
Received by: (signature)	Date/Time: 7/18/13 5:20
Relinquished by: (signature)	Date/Time
Received by: (signature)	Date/Time

Turnaround ††
☑ 7-Day
☐ 10-Day
☐ Other
RUSH †
☐ †24-Hr ☐ †48-Hr
☐ †72-Hr ☐ †4-Day
† Require lab approval

Detection Limit Requirements
Massachusetts:
Connecticut: GA PC
SW PC
Other:

Is your project MCP or RCP ?
○ MCP Form Required
○ RCP Form Required
○ MA State DW Form Required PWSID #

NELAC & AIHA-LAP, LLC Accredited
WBE/DBE Certified

†† TURNAROUND TIME STARTS AT 9:00 A.M. THE DAY AFTER SAMPLE RECEIPT UNLESS THERE ARE QUESTIONS ON YOUR CHAIN. IF THIS FORM IS NOT FILLED OUT COMPLETELY OR IS INCORRECT, TURNAROUND TIME WILL NOT START UNTIL ALL QUESTIONS ARE ANSWERED BY OUR CLIENT.

PLEASE BE CAREFUL NOT TO CONTAMINATE THIS DOCUMENT

Page 59 of 64 CRWPDF87 07/29/13 16:35:00

39 Spruce St.
East Longmeadow, MA. 01028
P: 413-525-2332
F: 413-525-6405
www.contestlabs.com

con-test® ANALYTICAL LABORATORY



Sample Receipt Checklist

CLIENT NAME: VHB Inc RECEIVED BY: JMH DATE: 7/18/13

1) Was the chain(s) of custody relinquished and signed? Yes No No CoC Included
2) Does the chain agree with the samples? Yes No
   If not, explain:
3) Are all the samples in good condition? Yes No
   If not, explain:
4) How were the samples received:

On Ice ☐ Direct from Sampling ☒ Ambient ☐ In Cooler(s) ☐

Were the samples received in Temperature Compliance of (2-6°C)? Yes No N/A

Temperature °C by Temp blank _____ Temperature °C by Temp gun 36.1°

5) Are there Dissolved samples for the lab to filter? Yes No
   Who was notified _____ Date _____ Time _____
6) Are there any RUSH or SHORT HOLDING TIME samples? Yes No
   Who was notified _____ Date _____ Time _____
7) Location where samples are stored: 19

Permission to subcontract samples? Yes No
(Walk-in clients only) if not already approved
Client Signature:

8) Do all samples have the proper Acid pH: Yes No N/A _____
9) Do all samples have the proper Base pH: Yes No N/A _____
10) Was the PC notified of any discrepancies with the CoC vs the samples: Yes No N/A

Containers received at Con-Test

	# of containers		# of containers
1 Liter Amber		8 oz amber/clear jar	
500 mL Amber		4 oz amber/clear jar	
250 mL Amber (8oz amber)		2 oz amber/clear jar	
1 Liter Plastic		Air Cassette	
500 mL Plastic		Hg/Hopcalite Tube	
250 mL plastic		Plastic Bag / Ziploc	
40 mL Vial - type listed below		PM 2.5 / PM 10	
Colisure / bacteria bottle		PUF Cartridge	
Dissolved Oxygen bottle		SOC Kit	
Encore		TO-17 Tubes	
Flashpoint bottle		Non-ConTest Container	
Perchlorate Kit		Other glass jar	
Other		Other	1

Laboratory Comments:

40 mL vials: # HCl _____ # Methanol _____
Bisulfate _____ # DI Water _____
Thiosulfate _____ Unpreserved _____

Time and Date Frozen:

Doc# 277
Rev. 3 May 2012

CT ETPH DISCRIMINATION CHECK

Date Acquired	7/23/13
Data File Name	A0723032.D
Sample Name	ETPH 1500
Instrument Name	5890DFID

Compound	Ret Time	Target Response	Average Response	*%D +/- 20
c - 9	1.21	398585	400401	0
c - 10	1.57	414105	400401	3
c - 12	2.31	403946	400401	1
c - 14	2.98	399308	400401	0
c - 16	3.60	387868	400401	-3
c - 18	4.21	389984	400401	-3
o-Terphenyl	4.49	461414	400401	
c - 20	4.83	386313	400401	-4
c - 22	5.34	391547	400401	-2
c - 24	5.78	405276	400401	1
c - 26	6.18	424768	400401	6
c - 28	6.55	433742	400401	8
c - 30	6.88	427468	400401	7
c - 32	7.20	392705	400401	-2
c - 34	7.49	378849	400401	-5
c - 36	7.82	371553	400401	-7

* One compound allowed %D <= 50%

Samples

13G0700-01
13G0702-01
13G0702-02
13G0702-03
13G0702-04
13G0738-01
13G0738-02
13G0738-05
13G0738-09
13G0743-03
13G0743-04
13G0790-01
13G0790-02
13G0738-04

CT ETPH DISCRIMINATION CHECK

Date Acquired	7/24/13
Data File Name	A0724042.D
Sample Name	ETPH 1500
Instrument Name	5890DFID

Compound	Ret Time	Target Response	Average Response	*%D +/- 20
c - 9	1.21	454387	511155	-11
c - 10	1.57	474869	511155	-7
c - 12	2.30	466475	511155	-9
c - 14	2.98	472370	511155	-8
c - 16	3.60	476440	511155	-7
c - 18	4.21	500821	511155	-2
o-Terphenyl	4.49	623742	511155	
c - 20	4.83	517919	511155	1
c - 22	5.34	539731	511155	6
c - 24	5.78	559945	511155	10
c - 26	6.18	574148	511155	12
c - 28	6.55	571201	511155	12
c - 30	6.88	561048	511155	10
c - 32	7.20	523705	511155	2
c - 34	7.50	495988	511155	-3
c - 36	7.82	478275	511155	-6

* One compound allowed %D <= 50%

Samples

13G0738-04@10X
13G0748-03
13G0815-01@5X
13G0790-06@5X
13G0797-01@5X
13G0748-04@10X
13G0817-01@20X
13G0819-01@40X

CT ETPH DISCRIMINATION CHECK

Date Acquired	7/24/13
Data File Name	A0724090.D
Sample Name	ETPH 1500
Instrument Name	5890DFID

Compound	Ret Time	Target Response	Average Response	*%D +/- 20
c - 9	1.21	440802	435130	1
c - 10	1.57	460839	435130	6
c - 12	2.30	455101	435130	5
c - 14	2.98	454516	435130	4
c - 16	3.59	441798	435130	2
c - 18	4.21	439103	435130	1
o-Terphenyl	4.49	494194	435130	
c - 20	4.83	424679	435130	-2
c - 22	5.34	414019	435130	-5
c - 24	5.78	407195	435130	-6
c - 26	6.18	407733	435130	-6
c - 28	6.54	413585	435130	-5
c - 30	6.88	433015	435130	0
c - 32	7.20	439825	435130	1
c - 34	7.49	448424	435130	3
c - 36	7.82	446321	435130	3

* One compound allowed %D <= 50%

Samples

13G0700-03@5X
13G0700-04@5X
13G0700-05@5X
13G0748-01@5X
13G0748-07@10X
13G0743-01@20X
13G0743-02@20X
13G0766-01@20X

REASONABLE CONFIDENCE PROTOCOL
LABORATORY ANALYSIS QA/QC CERTIFICATION FORM

Laboratory Name: Con-Test Analytical Laboratory

Client: Vanasse Hangen Brustlin, Inc. - CT

Project Location: 25 Skinner St., East Hampton, CT

Project Number: 13G0738

Laboratory Sample ID(s):

13G0738-01 thru 13G0738-10

Sample Date(s):

07/17/2013,
07/18/2013

List RCP Methods Used:

CTDEP ETPH, SW-846 6020A, SW-846 7196A, SW-846 7470A, SW-846 8260C, SW-846 8270D

1	For each analytical method referenced in this laboratory report package, were all specified QA/QC performance criteria followed, including the requirement to explain any criteria falling outside of acceptable guidelines, as specified in the CTDEP method-specific Reasonable Confidence Protocol documents?	☑ Yes ☐ No
1A	Were the method specified preservation and holding time requirements met?	☑ Yes ☐ No
1B	VPH and EPH Methods only: Was the VPH and EPH method conducted without significant modifications (see Section 11.3 of respective RCP methods)?	☐ Yes ☐ No ☑ N/A
2	Were all samples received by the laboratory in a condition consistent with that described on the associated chain-of-custody document(s)?	☑ Yes ☐ No
3	Were samples received at an appropriate temperature (< 6 degrees C.)?	☑ Yes ☐ No ☐ N/A
4	Were all QA/QC performance criteria specified in the CTDEP Reasonable Confidence Protocol documents achieved?	☐ Yes ☑ No
5A	Were reporting limits specified or referenced on the chain-of-custody?	☑ Yes ☐ No
5B	Were these reporting limits met?	☐ Yes ☑ No
6	For each analytical method referenced in this laboratory report package, were results reported for all constituents identified in the method-specific analyte lists presented in the Reasonable Confidence Protocol documents?	☐ Yes ☑ No
7	Are project-specific matrix spikes and laboratory duplicates included in this data set?	☑ Yes ☐ No

Notes: For all questions to which the response was "No" (with the exception of question #7), additional information must be provided in an attached narrative. If the answer to question #1, #1A, or #1B is "No", the data package does not meet the requirements for "Reasonable Confidence."
This form may not be altered and all questions must be answered.

I, the undersigned, attest under the pains and penalties of perjury that, to the best of my knowledge and belief and based upon my personal inquiry of those responsible for providing the information contained in this analytical report, such information is accurate and complete.

Authorized Signature: **Position: Laboratory Manager**

Printed Name: Daren J. Damboragian **Date: 07/29/13**

Name of Laboratory: Con-Test Analytical Laboratory

This certification form is to be used for RCP methods only.