PHASE II ENVIRONMENTAL SITE ASSESSMENT REPORT

25 Skinner Street, Lot 2
East Hampton, Connecticut

Prepared for:

Town of East Hampton
Brownfields Steering Committee
20 East High Street
East Hampton, CT 06424

Prepared by:

METCALF & EDDY | AECOM

Metcalf & Eddy
860 North Main Street Extension
Wallingford, Connecticut 06492

November 2008

TABLE OF CONTENTS

1.0 Scope and Objectives 1
2.0 Site Description and History 2
3.0 Connecticut Remediation Standard Regulations 6
3.1 Soil Remediation Criteria 6
3.2 Summary of RSR Criteria Applied to the Site 8
4.0 Phase II Investigation Activities 9
4.1 Pre-Field Work 9
4.2 Soil Borings, Sampling, and Analyses 9
5.0 Field Observations and Analytical Results 14
5.2 Soil Analytical Results 15
6.0 Data QA/QC 21
6.1 QA/QC Samples 21
6.1.1 Field Quality Control Samples 21
6.1.2 Laboratory Quality Control Requirements 22
6.2 Data Validation and Usability / Analytical Precision and Accuracy 22
6.3 Data Usability Evaluation 24
7.0 Conclusions 25
8.0 Potential Remediation Requirements 28
9.0 Data Gaps and Recommendations 30
10.0 References 31

Figures

Figure 1 Site Location Plan
Figure 2 Site Plan with RECs and Sample Locations

Tables

Table 1 Summary of Site RECs
Table 2 Summary of Soil Boring Sample Analytical Results
Table 3 Summary of Shallow Hand Auger Analytical Results
Table 4 Summary of QC Sample Analytical Results

Appendices

Appendix A Statement of Limitations
Appendix B Site Photographs
Appendix C Soil Boring Logs
Appendix D Laboratory Analytical Data

1.0 Scope and Objectives

Metcalf and Eddy, Inc. (M&E) was contracted by the Town of East Hampton to conduct a Phase II Environmental Site Assessment (ESA) at a property located at 25 Skinner Street in East Hampton, Connecticut (the “site”).

The primary objective of this Phase II ESA was to evaluate for the presence or absence of potential contamination on-site related to historical site uses. The Phase II ESA was performed in accordance with the Quality Assurance Project Plan (M&E, October 2008), which was approved by the United States Environmental Protection Agency (US EPA) on October 23, 2008. This Phase II ESA was limited in scope and focused on specific portions of exterior recognized environmental conditions (RECs) that were previously identified at the site. A summary of the RECs previously identified at the site, including RECs that were not investigated during this Phase II ESA, additional RECs identified, and field sampling associated with the additional RECs identified during the Phase II ESA, are summarized in Table 1. RECs not investigated during this Phase II ESA will be evaluated/investigated as part of future site work.

Determination of remediation requirements is typically not conducted as part of Phase II ESAs; however, potential remediation concepts are discussed in this report to help plan future activities. This report is subject to the Statement of Limitations provided in Appendix A.

2.0 Site Description and History

The site is identified as Lot #2, 25 Skinner Street, located in the Brookside Industrial Complex, in East Hampton, Connecticut. The tax parcel identification number for the property is Map 2A, Block 49, Lot 1-3. The site is 1.85 acres in size, is zoned industrial, and includes a 42,524 square foot site structure. The tax assessor's field cards indicate there is no basement and the site structure is heated with oil.

The northern (approximate) one-third of the building is a two story, cinder block structure occupied by non-profit organization involved in children's arts programs (Epoch Arts). The remainder of the site structure is a three story former industrial building, a portion of which is occupied by a cardboard distributor (ASI – Alternative Solutions International). The remainder of the building is unoccupied or used for light storage by the current site occupants. No manufacturing is currently done by any site occupant. According to the site owner, a powder coating company (APC – American Powder Coating) previously occupied a portion of the building but ceased operations and moved out within the last (approximate) year.

A floor drain is reportedly present inside the three-story portion of the building. According to the site owner, this floor drain has been sealed. M&E is not aware of any other floor drains within the building, and no additional floor drains were identified during the site inspection that was performed as part of this Phase II ESA; however, M&E notes that access to the southern (approximate) one-third of the interior of the building was not provided at that time. The manager of ASI, Mr. Mike Testa, accompanied M&E during the interior site inspection and indicated he was not aware of any other floor drains present within the building. Further details pertaining to the site inspection performed in October 2008 are provided in Section 4.3.1.

Six former aboveground storage tanks (ASTs) were present within the site building. The six previous ASTs (five 275-gallon and one 1,000-gallon) were all reportedly used for the storage of heating oil.

An overhead walkway is present on the eastern side of the building which provides access from the third floor of the building to the east side of the creek. An additional walkway is present at ground level on this side of the building which also provides access from the first floor to the east side of the creek, to the adjacent Lot 3. It is unknown whether a different, earlier walkway to Lot 3 was present; however, the walkway that is currently present adjoining Lots 2 and 3 appears to have been present for some time, based on the condition.

The site was developed in approximately 1900 and was occupied by the N.N Hill Bell Factory. From the early 1900s through the 1960s, the site manufactured toys and bells. Since approximately the 1960s, the site has been occupied by various commercial and light industrial operations, including Pressure Pak. Pressure Pak manufactured Freon cylinders between approximately 1971 to approximately 1984, and metal waste was generated from the stamping of the cylinders.

Nearby properties consist of mixed residential and commercial uses, including a lumber yard across Skinner Street to the west (cross gradient) and Diamond Fuel, located north of the site at the corner of Skinner Street and Route 196 (upgradient). The site is bordered by 21 Skinner Street (Scott Energy) to the north (upgradient), a vacant one story structure to the south across Niles Street (downgradient), Pocotopaug Creek to the east and Skinner Street to the west. A site location map is provided as Figure 1 and a site plan is provided as Figure 2.

2.1 Site Environmental Conditions

Advanced Environmental Solutions (AES) of Worcester, Massachusetts, in coordination with M&E conducted a Phase I ESA / All Appropriate Inquiry (AAI) for the property in May 2007. Past uses identified at the site using historical aerial photographs and Sanborn mapping are industrial from 1903 to the present. The historic industrial activities included brass manufacturing, storage, powder operations, rolling, machining, finishing, and foundry operations.

It is M&E's understanding that no previous environmental studies or investigations had been conducted at the site other than the Phase I ESA performed by AES/M&E in 2007 and a previous Phase I ESA completed by Tighe & Bond in 2006.

As part of the M&E Phase I ESA for the property, a site inspection and a review of available information pertaining to site history was performed. Several RECs related to hazardous substances or petroleum products with the potential to impact soil and/or groundwater were identified. These RECs are summarized (by number) in Table 1 and are also depicted on Figure 2.

The site was entered into the Property Transfer Program (Connecticut General Statutes Section 22a-134a) in January 2008 when an Environmental Condition Assessment Form (ECAF) and Form III were filed with the CTDEP as part of a property transfer.

2.1 Site Geology/Hydrogeology

According to the Environmental and Geographic Information Center (CTDEP, 2003), groundwater beneath the site is classified "GA, GAA; may not meet current standards". The GA or GAA water quality standards presume groundwater to be suitable for drinking without treatment. The present groundwater classification indicates that groundwater at the site may not currently be suitable for drinking without prior treatment.

The nearest surface water body, Pocotopaug Creek, bisects the eastern portion of the site. According to the Environmental and Geographic Information Center (CTDEP, 2003), Pocotopaug Creek is classified C/B. The C/B classification indicates surface waters which, due to point of non-point sources of pollution, currently do not meet certain Class B Water Quality Criteria. The goal is to achieve Class B designated uses. Class B waters are presumed to support recreational uses, fish and wildlife habitat, agricultural and industrial supply and other legitimate uses.

According to the Surficial Materials Map of Connecticut (Janet Radway Stone, et al, 1992), the surficial soils underlying the site are mapped as glacial till. Glacial till is

defined as glacial drift composed of an unconsolidated, poorly sorted, mixture of clay, silt, sand, gravel, and boulders. Soils observed during the Phase II ESA included mostly fine to medium sand and gravel, with some silt in shallower soils, and coarser sands at greater depths.

3.0 Connecticut Remediation Standard Regulations

The Connecticut Remediation Standard Regulations (RSRs) include numeric criteria for compounds identified in soil, soil vapor, and groundwater. The Phase II ESA completed for this site included the collection and analyses of soil samples and one sludge sample. The results of the soil samples collected were compared to the RSR criteria applicable to the site. A discussion of this criteria is provided below below.

3.1 Soil Remediation Criteria

The RSRs contain numerical, default criteria for contaminated soil associated with a release area that are based on both the potential for direct human health impacts from exposure to contaminants (direct exposure criteria) and on the potential for contaminants in the soil to have an adverse impact on groundwater (pollutant mobility criteria). Two sets of direct exposure criteria are specified: one derived for residential land use, and the other derived for industrial and certain commercial land use.

Similarly, two sets of pollutant mobility criteria are specified: one for areas with a groundwater classification of GA/GAA, and one for a groundwater classification of GB. Class GA/GAA groundwater is groundwater that is an existing or potential source of potable water and is presumed to be suitable for human consumption without the need for treatment. Class GB groundwater is presumed to have been degraded by past urban or industrial activities and may not be suitable for human consumption without treatment. The groundwater classification in the area of the site is GA. Additional information on soil RSR criteria is presented in the following subsections.

<u>Direct Exposure Criteria</u>

The RSR definition of “residential activity” includes activities related to a residence or dwelling, as well as activities related to schools, hospitals, daycare centers, playgrounds, or outdoor recreation areas. The residential direct exposure criteria (Res DEC) apply in areas with residential activities, but are also the default criteria used to evaluate potential human exposure in all areas. Industrial/commercial direct exposure criteria (I/C DEC) may be applied to areas

that do not fit the definition of residential activity, but an Environmental Land Use Restriction (ELUR) must be executed to prevent residential uses of the property. These criteria are for comparison to soils data analyzed on a mass of contaminant to mass of soil basis (typically milligram per kilogram, or mg/kg).

According to the RSRs, soil exceeding the applicable DEC must be remediated to a concentration below the DEC unless the soil is rendered inaccessible by at least 15 feet of clean soil or, in conjunction with the recording of an ELUR on the subject area, rendered inaccessible by four feet of clean fill, two feet of clean fill covered by at least three inches of bituminous concrete, or beneath a building or other existing permanent structure.

Pollutant Mobility Criteria

The RSRs for organic contaminants include a set of numerical Pollutant Mobility Criteria (PMC) for contaminated soils on a mass/mass basis. Alternatively, organic contaminants can be analyzed using the Toxicity Characteristic Leachate Procedure (TCLP) or Synthetic Precipitation Leachate Procedure (SPLP), with the results compared to the Groundwater Protection Criteria (GWPC) based upon the mass of the contaminant per liter of leachate, reported in mg/L. For GB aquifer areas, the results are compared to the GWPC times a factor of 10.

The RSR PMC for inorganic contaminants (metals) are based on TCLP or SPLP analysis of the soil. For GA areas, the PMC equal the GWPC, for GB areas, the PMC are 10 times the GWPC. However, under certain circumstances specified in the RSRs, the same 10 times factor may be applied in GA areas.

Depending on the groundwater classification, the RSRs include various options such as alternate PMC or the application of dilution factors. If site-specific criteria or dilution factors are proposed, a site-specific demonstration must be made that after dilution with on-site groundwater, the GWPC will not be exceeded.

In addition to the criteria discussed above, the RSRs include information on statistical evaluation of sample data, including the use of the 95% upper confidence level data to

compare to the RSR criteria; rendering soil that exceeds DEC inaccessible, which requires the institution of ELURs; reuse of polluted soil; engineered controls of contaminated media; remediation requirements for LNAPL (light non-aqueous phase liquid); development of criteria for substances that are not specified in the RSRs; development of alternative criteria, and other issues.

3.2 Summary of RSR Criteria Applied to the Site

The project evaluation criteria are based on the RSRs and the following site-specific conditions: the site is located in a GA aquifer area and the current and future use of the site is intended to remain a part time educational facility for children. Additional plans for the site include redevelopment of exterior portions for recreational use, and full occupancy of the interior or the building that include expanded educational and recreational areas.

Since there are currently no ELURs recorded for the site, and since current and intended future use of the property is (and will be) a part time educational facility and outdoor recreational area for children, soil data for the site was evaluated for compliance using the Res DEC; however, for comparison purposes, data was also compared to the I/C DEC.

The applicable PMC criteria are the GA PMC for mass concentrations of inorganic contaminants and leachable (SPLP) concentrations of inorganic contaminants, and the GWPC for leachable (SPLP) concentrations of organic contaminants.

4.0 Phase II Investigation Activities

M&E conducted the following tasks as part of the Phase II ESA Investigation.

4.1 Pre-Field Work

Health & Safety Plan Preparation: Prior to initiating intrusive field activities at the site, a Health & Safety Plan (HASP) was prepared to address on-site field investigation work. All work was deemed suitable to be conducted in Modified Level D personal protective equipment.

Utility Clearance: Prior to the commencement of invasive activities at the site, Call-Before-You-Dig (CBYD), a public utility locating service, was contacted to minimize interruption of buried utlilities.

Subcontractor Procurement: Two contractors were procured for field and laboratory services: Aquifer Drilling & Testing, Inc. (ADT) of Bloomfield, Connecticut (soil boring services), and Con-Test Analytical Laboratory, Inc. (ConTest) of East Longmeadow, Massachusetts (analytical laboratory services).

4.2 Soil Borings, Sampling, and Analyses

M&E completed five soil borings (SB-1, SB-2, SB-3, SB-5, and SB-6) on the western side of the site building on October 24, 2008. The soil borings were installed using a Geoprobe 6620 track mounted rig. Soil boring locations are shown on Figure 2.

The borings were drilled to depths ranging between eight to 10 feet below ground surface (bgs). Bedrock was not encountered in any soil boring completed; however, refusal was encountered between one and eight feet bgs at one boring location (SB-5). Six attempts mere made to complete this soil boring. The refused surface could not be decisively determined, as no material was retrieved from the refusal depths.

The water table was encountered between approximately one-and-a-half to seven feet bgs in borings SB-1, SB-2, SB-3, and SB-6. No groundwater was encountered in soil

boring SB-5. The variation in depth to groundwater was consistent with the relative change in site topography, where at higher elevations a deeper groundwater table was observed and lower elevations a shallow groundwater table was observed.

Sample cores were collected from two-inch diameter, disposable acetate liners and retrieved in five foot intervals. Each core was logged by the field geologist and field screened using a photo-ionization detector (PID). Dedicated disposable sampling trowels were used to collect soil samples. All soil samples were collected in clean, laboratory provided jars, stored on ice with proper preservatives, and handled in accordance with chain of custody protocols. Samples for chemical analyses were submitted via courier service to ConTest.

Up to two samples were collected from each soil boring. One sample was collected from the shallow (0-5 foot interval), and the other typically from an interval spanning the water table, or since the water table was very shallow in some areas (less than five feet bgs), a different interval was selected based on field indications. Soil samples were submitted to ConTest for analysis of a combination of the following parameters:

- Volatile Organic Compounds (VOCs) by EPA Method 5035/8260b;
- Extractable Total Petroleum Hydrocarbons (ETPH) by CTETPH Method;
- Polycyclic Aromatic Hydrocarbons (PAHs) by EPA Method 8270c and SPLP PAHs by EPA Methods 1312/8270c;
- Semi-Volatile Organic Compounds (SVOCs) by EPA Method 8270c and SPLP SVOCs by EPA Methods 1312/8270c; and
- CTRSR 15 Metals by EPA Method 6010B/7471 and SPLP Metals by EPA Method 1312/6010B/7471.

SPLP was performed on soil samples based on the results of the mass concentrations reported. A summary of the soil boring analytical data is provided in Table 2. The soil borings were backfilled with either native materials remaining from excess soil cuttings or clean sand, and completed to existing grade with concrete or asphalt.

4.3 Hand Auger and Surficial Soil Borings

M&E completed four shallow soil borings (SS/HA-1, SS/HA-2, SS/HA-3, and SS/HA-4) on the eastern side of the site, east of the building, on October 27, 2008. Two of the soil borings (SS/HA-3 and SS/HA-4) were completed between the building and the creek, and the other two borings (SS/HA-1 and SS/HA-2) were completed east of the creek. The soil borings were completed using a combination of a Geoprobe slam bar hand sampling tool for VOC collection, and hand augers for all other analyses. Shallow soil boring locations are shown on Figure 2.

The shallow soil borings were complete to depths of four feet bgs, with the exception of one (SS/HA-4), which was only completed to two feet bgs. The water table was encountered at approximately two feet bgs in this shallow soil boring. No groundwater was encountered in the remaining three shallow soil borings.

Sample cores for VOCs were collected using the Geoprobe slam bar using one-inch, clean, disposable acetate liners, and retrieved in two foot intervals. Each core was logged by the field geologist and field screened using a photo-ionization detector (PID). Soil samples for all other analyses were collected using a three-inch diameter hand auger. The hand auger was decontaminated between soil boring locations and various soil boring depths.

Up to two soil samples were collected from each shallow soil boring. One sample was collected from the shallow (0-6 inch) interval, and designated as a shallow sample (SS). A second sample was collected from the 2 to 4 foot bgs interval, either spanning the water table or selected based on field indications. Dedicated disposable sampling trowels were used to collect soil samples. All soil samples were collected in clean, laboratory provided jars, stored on ice with proper preservatives, and handled in accordance with chain of custody protocols. Samples for chemical analyses were submitted via courier service to ConTest for analyses of a combination of the following parameters:

- VOCs by EPA Method 5035/8260b;
- ETPH by CTETPH Method;

- PAHs by EPA Method 8270c and SPLP PAHs by EPA Methods 1312/8270c;
- SVOCs by EPA Method 8270c and SPLP SVOCs by EPA Methods 1312/8270c;
- Poly-Chlorinated Biphenyls (PCBs) by EPA Method 8082;
- CTRSR 15 Metals by EPA Method 6010B/7471 and SPLP Metals by EPA Method 1312/6010B/7471; and
- Hexavalent chromium by EPA Method 3060a.

SPLP and hexavalent chromium analysis was performed on soil samples based on the results of the total concentration analysis. A summary of the shallow soil sampling analytical data is provided in Table 3.

4.4 Deviations from QAPP

The following deviations from the October 2008 QAPP prepared for the Phase II ESA are summarized as follows:

- Six Geoprobe soil borings were planned for this investigation. One soil boring (SB-4) was not completed at one of the loading dock areas due to the presence of up to approximately one foot of standing water. The standing water extended approximately 30 feet south of the loading dock, and therefore access to the REC was not possible;
- A void was identified on the southeastern side of the building, near REC 6 (discolored soil). The void contained approximately one-foot of sludge and a sludge sample was collected and analyzed for ETPH, SVOCs, PCBs, and 15 RSR Metals. Due to the sample matrix, a VOC sample could not be collected in accordance with Method 5035, and therefore VOC analyses could not be performed. The EPA was notified via email on October 28, 2008 and concurred with M&E's approach for additional analyses;
- Analyses of ETPH and 15 RSR Metals were initially planned for REC 6 (SS/HA-4); however, based on the presence of the upgradient void and field indications (the presence of fill and a waste-oil type petroleum odor), the sample collected from 1-2 feet bgs was also analyzed for VOCs, SVOCs, and PCBs. The EPA was notified via email on October 28, 2008 and concurred with M&E's approach for additional analyses;

- Shallow soil sample HA-4 was planned to be completed to a depth of 4 feet bgs; however, due to the high quantity of fill material present (ie., brick, concrete, and asphalt), the sample could not be advanced past a total depth of two feet bgs. The EPA was notified of this change on October 28, 2008; and
- Soil sample SB-5 was planned to be completed to the water table; however, six attempts were made to complete this boring and refusal was encountered at varying depths between one to eight feet bgs, and no groundwater was encountered.

5.0 Field Observations and Analytical Results

5.1 Field Observations

M&E performed field screening on all Geoprobe and hand auger samples collected for the presence of VOCs. Discrete soil samples were collected based on PID readings, and visual and olfactory indications. PID readings typically ranged from 0.5 to 40 ppm in soil borings performed. Subsurface materials were observed at each boring location for visual evidence of non-native materials (ie., fill materials) or evidence of staining.

Initially, no staining was observed on the ground surface in the REC 6 area, as was described in the previous Phase I ESA. Therefore, M&E inspected the area and observed a low spot where material releases may be anticipated to collect over time. This was the original location of soil boring SS/HA-4. While attempting to complete this soil boring, a void was penetrated. The penetration appeared to be through rotted plywood, which seemed to be covering at least a portion of the void. The subsurface dimensions of the void could not be adequately determined during this field sampling event, though it seemed to be approximately three feet deep based on the drop of the sampling equipment. The void contained more than a foot of a black oily sludge which had a strong waste-oil type petroleum odor, and PID readings of approximately 40 ppm. The void was filled with water to almost the top (approximately 6 or 8 inches from the top of ground). The water was suspected to be a mix of rain water and groundwater. A photograph of this area is provided in Appendix B (photographs 1 and 2).

Shallow soil boring SS/HA-4 was completed approximately 12 feet south of the original location where the void was identified. A waste oil-type petroleum odor and staining were observed at approximately two feet bgs in the final location of soil boring SS/HA-4. Non-native materials (black sand, cinders, brick, concrete, asphalt, and wood fragments) were also observed in this boring. M&E was unable to advance this soil boring past two feet bgs due to the presence of the fill material in this area. Construction debris was also observed on the ground surface on this portion of the site.

A slight sweet odor (ie., licorice) was observed in soils collected in the vicinity of the buried drums (REC 11), east of Pocotopaug Creek. PID readings ranged from 1 to 40

ppm in this area. Brown and gray-brown mottled, medium to fine sands were observed between approximately two to four feet bgs on this portion of the site.

Non-native fill materials (brick, ash, cinders, and wood fragments) were observed in the upper (approximate) four feet of soil boring SB-5. Refusal was encountered between approximately one to eight feet bgs in this area, and no groundwater was encountered in this area to a depth of eight feet.

Black sands and petroleum odors were observed in soil boring SB-6 (REC 1) in the upper (approximate) three feet. Non-native materials observed in this boring included decaying wood fragments and cinders. A sheen was also observed on the soil and the groundwater, which was encountered at approximately 1.5 feet bgs in this soil boring.

No significant staining or odors were observed in any other soil boring completed at the site. Native soils on the eastern portion of the site and east of the creek consisted primarily of tan-brown to brown medium to fine sands with some gravel and trace silt. Native soils on the western portion of the site consisted primarily of tan-brown to orange-brown fine to coarse sands, gravel, and some silt. All observations, including soil stratigraphy, are documented in the soil boring logs provided in Appendix C.

5.2 Soil Analytical Results

Laboratory analytical reports are provided in Appendix D. The analytical results were evaluated with respect to the RSR criteria. Soil sample analytical results for the deeper soil borings and shallow hand auger borings are summarized in Tables 2 and 3, respectively. A summary of the soil sample analytical results is provided below.

VOCs. Seventeen soil samples (including one duplicate) were collected and analyzed for VOCs. VOCs were detected in four of the soil samples collected at concentrations that did not exceed the Res DEC, I/C DEC or the GA PMC. The detection limits did not exceed the Res DEC, I/C DEC, or GA PMC in any soil sample. Methylene chloride was reported above the GA GWPC in the equipment blank sample collected. Methylene chloride is a common laboratory contaminant. The detection limits for acrylonitrile, 1,2-

dibromomethane, cis-1,2-dichloropropane, and trans-1,3-dichloropropene also exceeded the GA GWPC in the equipment blank sample.

ETPH. Nineteen soil samples (including one duplicate) and one sludge sample were collected and analyzed for ETPH. ETPH was detected in several samples, and was reported above the Res DEC and GA PMC (both 500 mg/kg) in four soil samples (including a duplicate sample) and the sludge sample collected from the void. ETPH was reported at 21,000 mg/kg in the sludge sample, which also exceeds the I/C DEC (2,500 mg/kg).

CTRSR 15 Metals. Twenty soil samples (including two duplicates) and one sludge sample were analyzed for CTDEP 15 metals. Various metals were detected in all soil samples and in the sludge sample collected. Exceedances of RSR criteria were detected at seven locations, as well as in the sludge sample. Metals exceeding RSR criteria included arsenic, beryllium, cadmium, copper, lead, and nickel. A summary of these results is as follows:

- Arsenic was detected in five soil samples (two geoprobe samples and three hand auger samples) and in the sludge sample at concentrations exceeding the Res DEC and I/C DEC of 10 mg/kg: No leachable concentrations of arsenic were reported in samples for which SPLP analyses was performed.
- Beryllium was reported above the Res DEC in two Geoprobe soil samples collected. No leachable concentrations of beryllium were reported in samples for which SPLP analyses was performed.
- Cadmium was detected in one shallow hand auger sample (HA-4 1-2 ft) at 273 mg/kg, which exceeds the Res DEC of 34 mg/kg, and at 0.0336 mg/L when SPLP analyses was performed, which also exceeds the GA PMC of 0.005 mg/L. Several other metals were also reported above the DEC and PMC criteria in this soil boring.
- Copper was detected in the duplicate soil sample collected from SS-3 0-6” at a concentration exceeding the Res DEC of 2,500 mg/kg (3,200 mg/kg) and the GA PMC of 1.3 mg/L when SPLP analyses was performed (1,470 mg/L). Copper was not reported above the Res DEC in any other soil sample collected; however, concentrations detected in five other hand auger soil samples were elevated (greater than 1,000 mg/kg). Leachable concentrations of copper were

reported in soil sample HA-4 1-3 feet; however, the concentration reported did not exceed the GA PMC.

- The total concentration of chromium detected in three shallow hand auger samples (HA-3 3-4 ft, HA-4 1-2 ft, and the duplicate sample SS-3 0-6 inches DUP) was above 100 mg/kg, therefore these samples were analyzed for hexavalent chromium in accordance with the QAPP. Hexavalent chromium results are discussed below.
- Lead was detected in four shallow hand auger samples at concentrations above the Res DEC of 400 mg/kg, and in two of these samples at a concentration exceeding the I/C DEC of 1,000. Leachable concentrations of lead were also reported above the GA PMC of 0.015 mg/L in HA-4 1-2 feet (0.0902 mg/L) when SPLP analyses was performed.
- Nickel was detected in one soil shallow hand auger sample (HA-4 1-2 ft) at 16,700, which exceeds the Res DEC of 1,400 mg/kg, and at 1.41 mg/L when SPLP analyses was performed, which also exceeds the GA PMC of 0.1 mg/L). Several other metals were reported above criteria in this soil boring.
- Leachable concentrations of thallium and zinc were also reported in samples SS-3 0-6 inches and HA-4 1-2 feet. The concentrations reported did not exceed their respective GA PMC for these compounds; however, exceedances of the PMC were reported for other metals (discussed above) in these samples.
- No other metals detected either by mass analyses or SPLP exceeded the DEC or PMC criteria (respectively).

PAHs. Six soil boring samples were collected and analyzed for PAHs. Trace concentrations of PAHs were detected in one of the soil samples collected (SB-3 0.5-1.5 ft) at concentrations that did not exceed the Res DEC or PMC. In accordance with the QAPP, based on mass analyses results, SPLP analyses for PAHs was deemed unnecessary and therefore not performed on any sample.

SVOCs. Twelve soil samples (including one duplicate sample) and the sludge sample were analyzed for SVOCs. SVOCs were detected above the Res DEC and/or PMC criteria in three of the five Geoprobe soil samples collected (one of which included the duplicate sample), in one of the six shallow hand auger samples collected, and in the sludge sample collected from the void. No leachable concentrations of SVOCs were

detected in the sample analyzed for SVOCs by SPLP analyses (HA-3 3-4 feet). The GWPC could not be met for one SVOC compound (pyridine). All other detection limits were at or below the GWPC.

PCBs. Four shallow hand auger samples (including one duplicate) and the sludge sample were analyzed for PCBs. No PCBs were detected above laboratory detection limits in any of the soil samples. The detection limit of 1 mg/kg could not be met on the sludge sample due to sample dilution; however, PCBs were not reported above 2.12 mg/kg.

Hexavalent Chromium. Based on total chromium results, hexavalent chromium analysis was performed on two shallow hand auger samples (HA-3 3-4 ft and HA-4 1-2 ft) and one duplicate sample (SS-3 0-6 inches). The analytical results indicate that hexavalent chromium was detected in two of the three samples analyzed at 90.5 mg/kg (SS-3 0-6 inches DUP) and 48.6 mg/kg (HA-3 3-4 feet). The Res DEC and I/C DEC for hexavalent chromium are both 100 mg/kg.

5.3 Site Inspection – Remaining Site RECs

A site inspection was performed during the Phase II field activities performed on October 27, 2008 to attain additional information pertaining to several previously identified RECs that were not being directly investigated as part of this Phase II investigation. The findings of the site inspection performed are summarized below, and additional details on specific RECs have been added to Table 1. M&E was equipped with a PID during the interior and exterior site inspection activities, and no ambient PID readings were recorded at any interior location during site inspection activities. PID readings recorded at exterior, subsurface investigation areas are discussed elsewhere in this report and were recorded on the boring logs (Appendix C); however, no additional ambient PID readings were recorded at any exterior area of the site.

5.3.1 Interior Building Areas

Mr. Mike Testa, the owner of the Connecticut branch of ASI, accompanied M&E during the interior building site inspection. The southern (approximate) one-third of the building was inaccessible during the site inspection.

An (approximate) one-foot high opening in the sidewall of the building near the flooded loading dock was visible from the inside of the building. The purpose of the opening is to allow water from the loading dock to drain into the opening and flow out beneath the building, discharging to the rear (east side) of the building. Based on M&E observations, this could not be confirmed as an outflow (or discharge location) associated specifically with the loading docks was not definitively observed on the eastern side of the building, nor could a conduit beneath the concrete floor be confirmed. Approximately nine inches of standing water was present in the loading dock area (location of planned soil boring SB-4, which was not completed) and in the drain. Mr. Testa indicated that roof drainage was rerouted to discharge to the flooded loading dock area over the summer, and the water level in this loading dock has been much higher since that time. Photographs of these features are provided in Appendix B, Photographs 3, 4, 5, and 6.

Mr. Testa indicated a similar drain may be present near the other loading dock (SB-5), although M&E was unable to visibly inspect this area due to the presence of stored pallets. No standing water was present at this loading dock.

Although some staining was observed on the floors throughout the building (REC 4), the floors were in very good condition with little to no cracking or chipping observed. Photographs of some stained floor areas are provided in Appendix B (Photographs 7 and 8). Two ASTs were observed in the northeastern portion of the building (REC 10). The area around the ASTs appeared to be in good condition with no significant staining observed. No other ASTs were observed within the building, though it is noted that access was not provided to the southern portion of the building.

Although interior access was not provided to the southern portion of the building, Mr. Testa indicated he was unaware of any other floor drains within the building (REC 9)

besides the one that is known to have been sealed. Access was not provided to the elevator shaft area (REC 2) or drummed waste storage area (REC 8).

5.3.2 Exterior Building Areas

A total of four discharge pipes were observed on the eastern side of the building (REC 3). Three of the pipes are present along the building, and one is present in the creek. Orange staining was observed around the pipe in the creek (REC 15). No significant staining was observed around any other pipe observed. M&E notes that the terminus of two of the three discharge pipes located along the building could not be seen as the pipes are vertically installed. Due to the water level in the creek, no outfalls in the creek could be seen in these two areas.

Conversely, the origin of the discharge pipe containing orange sediments observed in the creek could not be determined. The southern-most discharge pipe is located approximately two feet up the building wall, and has been severed approximately one foot east of the wall. Photographs of three of the discharge pipes observed are provided in Appendix B (Photographs 9, 10, and 11). Table 1 has been updated with clarification regarding the number of discharge pipes (REC 3) versus potentially contaminated sediments (REC 15).

In addition to the five previously identified loading dock areas, two additional overhead doors were identified on the west side of the building, and one on the south side of the building along Niles Street (REC 1). A soil boring that was planned for part of the UST investigation (REC 7) was placed in front of one of the overhead doors (SB-3). The additional overhead doors are shown on Figure 2, and Table 1 has been updated. The other two overhead door areas were not investigated, though no significant staining or damaged pavement was observed.

No significant staining was observed around the transformer pad (REC 12), located to the south of the soil boring completed at the fifth loading dock (SB-6). No staining was observed on or around the pole mounted transformer located on the southwestern portion of the property.

6.0 Data QA/QC

6.1 QA/QC Samples

QA/QC samples were collected as part of the investigation to allow for the evaluation of the precision, accuracy, and usability of data collected during the field effort. Details regarding the QA/QC measures are located in the Quality Assurance Project Plan (QAPP) for Phase II Environmental Site Assessment 25 Skinner Street, East Hampton, Connecticut (M&E, October 2008). The QAPP was approved by the EPA prior to initiation of sampling activities.

6.1.1 Field Quality Control Samples

Quality control samples that were collected in the field and submitted to the laboratory along with the environmental samples are discussed in this section. The types of QC samples that were collected included the following: trip blanks, equipment blanks, and field duplicates. Method blanks and matrix spike/matrix spike duplicates (MS/MSDs) were analyzed by the laboratory on approximately one per 20 batches for internal QA/QC purposes. A total of two sample batches were submitted to the laboratory, one for each day of field work completed. Batch #20833 was comprised of soil samples collected on October 24, 2008, and #20895 was comprised of soil samples collected on October 27, 2008. In addition, batch #21154 was generated on November 12, 2008 as a reactivation of select soil samples for additional analysis.

Trip Blanks

A trip blank was submitted with batch 20833. The analysis of this blank provided a baseline measurement of any VOC contamination that the samples may have been exposed to during transport. Each trip blank, for both soil and groundwater analysis, was comprised of a sample container filled with high performance liquid chromatography organic-free water, preserved, handled like a sample, and sent to the laboratory for analysis.

Equipment Blanks

An equipment blank was collected and submitted with batch #20895. The analysis of this blank served to verify the cleanliness of the sampling equipment. An equipment blank is collected by rinsing decontaminated field equipment with deionized water, transferring the water to a sample container, and sending the sample for analysis. The equipment blanks were analyzed for the same parameters as the samples collected with that equipment.

Field Duplicates

Field duplicates were collected for sample batches 20833 and 20895. Each duplicate was two samples collected independently from one sampling location during a single episode (within a reasonable timeframe) of sampling using the sample collection procedures that were used to obtain the original sample. Duplicates provide information about sample variability.

Matrix Spike/Matrix Spike Duplicates

Matrix spike and matrix spike duplicates (MS/MSDs) are a QC requirement performed by the laboratory. No additional soil or groundwater volumes were provided to the laboratory for any of the batch samples.

Documentation and Review of Quality Control Activities

Field QC samples were packed and delivered along with their corresponding environmental samples, and were noted on the chain of custody.

6.1.2 Laboratory Quality Control Requirements

Laboratory control samples were analyzed as necessary by the laboratory. Details on these can be found in the QAPP and in the laboratory analytical reports in Appendix D.

6.2 Data Validation and Usability / Analytical Precision and Accuracy

Data validation consisted of evaluating the following items:

- Sample Holding Times

- Field, trip and laboratory blanks
- Field duplicate results
- Laboratory duplicate results
- Matrix spike/matrix spike duplicate results
- Laboratory control spike recoveries (metals only)
- Surrogate spike recoveries (organics only)

No data was rejected, but some detections and detection limits were qualified. The following is a description of how data was qualified (flagged) for each QC parameter when control limits are not met for sample data:

- **Holding Times:** If the holding time was exceeded, all positive results were flagged as estimated (J) and all non-detects will be flagged as estimated (UJ).

- **Calibration:** If the continuing calibration criteria are exceeded, all positive results were flagged as estimated (J) and all nondetects were flagged as estimated (UJ) if the bias was low.

- **Blanks:** When blank contaminants were detected, an action level of 5 times the blank contaminant concentration was set for the analytes, as none were common laboratory contaminants. If the sample analyte concentration was greater than the action level, the concentration was reported unqualified. If the sample analyte concentration was less than the action level, the concentration was reported and flagged to be the qualified detection limit (U).

- **Sample Duplicate:** If laboratory or field duplicate analyses resulted in a relative percent difference (RPD) greater than 30% (aqueous) or 50% (soil), all positive results were flagged as estimated (J) and all nondetects were reported unqualified. If one value was nondetect and the other as above the detection limit, all positive results were flagged as estimated (J) and all nondetects were flagged as estimated (UJ).

- **Matrix Spike/Matrix Spike Duplicates:** If the final results of the matrix spike were greater than the acceptable recovery range, all positive results were flagged as

estimated (J) and all nondetects were reported unqualified. If the final results of the matrix spike were less than the acceptable range, all positive results were flagged as estimated (J) and all nondetects were flagged as estimated (UJ).

6.3 Data Usability Evaluation

A summary of data qualifications is provided on Table 5 and qualification flags are shown on Tables 2, 3, and 4. Although some analytical results were qualified due to issues such as matrix spike recovery being out of control limits, detections in method and field blanks and in field duplicates, none of the data qualifications render the data unusable.

7.0 Conclusions

M&E completed a Phase II ESA of 25 Skinner Street, East Hampton, Connecticut. Soil samples were collected from select RECs identified in Table 1 and in the QAPP. Portions of several exterior RECs identified were investigated, and results are discussed below.

REC 1 Loading Dock areas

There are three loading dock areas with five loading docks present on-site. Soil borings were placed in front of two of the three loading dock areas (SB-1 and SB-6). One loading dock area was not accessible due to the presence of standing water (SB-4).

Three additional overhead doors were identified on the western (two) and southern (one) sides of the building. One soil boring (SB-3) that was part of another REC (REC 7) was completed in front of one of the overhead doors. Arsenic and beryllium were reported at concentrations that exceeded the Res DEC and I/C DEC in the sample intersecting the water table in this boring.

A marginal exceedance of the Res DEC ad GA PMC were reported for one SVOC in the shallow sample collected from SB-1. Exceedances of the Res DEC, I/C DEC, and/or GA PMC were reported for several SVOCs and ETPH in the shallow soil sample (1-2 feet) collected from SB-6.

REC 5 Potential Material Storage Area Adjacent to Creek

An area of distressed/no vegetation was observed on the eastern side of the building in this area, therefore a shallow hand auger boring (SS/HA-3) was completed. Exceedances of the Res DEC (and in some cases I/C DEC) for copper and lead were reported in the shallow (0-6 inch) sample collected in this area, and arsenic and lead in the deeper sample collected (3-4 feet). Leachable concentrations of copper, lead, thallium, and zinc were also reported in the shallow sample (SS-3) collected from this area. The concentration of copper reported exceeded the GA PMC.

SVOCs were also reported above the Res DEC, I/C DEC, and/or GA PMC in the deeper sample collected at this location (HA-3 3-4 feet); however, no leachable concentrations of SVOCs were reported.

REC 6 Discolored Soil, Void, and Fill Material Adjacent to Creek

No significant discolored soil was observed during M&E's site inspection. A void of unknown dimensions, estimated at approximately three feet total depth, was penetrated while installing shallow soil boring SS/HA-4. Concentrations of ETPH and SVOCs exceeded the Res DEC, I/C DEC, and GA PMC in the sludge sample collected from the void. Arsenic was also detected above the Res DEC and I/C DEC.

The soil boring was moved, and sampling equipment could not be advanced past two feet bgs due to the presence of buried fill material and construction debris (bricks, concrete, asphalt). Petroleum-stained soil was observed at approximately two feet bgs in this boring, and groundwater was also encountered at this depth. Concentrations of ETPH exceeded the Res DEC and GA PMC, and arsenic, cadmium, lead, and nickel exceeded the Res DEC and/or I/C DEC. Leachable concentrations of cadmium, copper, lead, nickel, and zinc were reported when SPLP analyses was performed on this sample. The concentration of cadmium, lead, and nickel exceeded their respective GA PMC.

REC 7 UST on Western Side of Site

No visual or olfactory indications of a release were observed in the soil samples collected adjacent to (SB-2) or dowgradient of (SB-3) of the UST. Arsenic was reported above the Res DEC and I/C DEC in the samples collected from approximately four feet bgs in both of these soil borings, an beryllium was also reported above these criteria in SB-3 at this depth (4-4.5 feet bgs).

REC 11 Partially Buried Drums – East Side of Creek

Although some odors and staining were observed, and PID readings recorded in soil samples collected in this area, no significant impacts were detected in laboratory analytical samples collected.

REC 17 Site-Wide Fill

Fill containing brick, cinders, ash, and wood fragments was observed in the soil boring placed on the southwestern corner of the site (SB-5). A marginal exceedance of the Res DEC and I/C DEC for beryllium was reported in the soil sample collected from 6.5-7.5 feet in this soil boring.

Fill material was also observed in SS/HA-4 (discussed above). No fill material was observed in any other soil boring completed at the site.

8.0 Potential Remediation Requirements

The Regulations of Connecticut State Agencies (RCSA) Sections 22a-133k-1 through 22a-133k-3, inclusive, comprise the Connecticut Remediation Standard Regulations (RSRs). The RSRs apply to sites that meet the definition of "establishment" in the Connecticut Transfer Act. The RSRs also apply to sites undergoing voluntary remediation under Connecticut General Statutes Sections 22a-133x (which includes sites owned by municipalities) and 22a-133y and to sites under an order. The CT DEP suggests that the RSRs be used for guidance on sites that do not fit these two categories but are undergoing investigation or remediation.

The site was entered into the Property Transfer Program in January 2008 when an ECAF and Form III were filed with the CTDEP as part of a property transfer. As this site is in a regulatory program, compliance with the RSRs will be required. The following provides a general discussion of remediation approaches and concepts commonly applied for remediation projects conducted under a Connecticut regulatory program.

General Soil Remediation Requirements. Soil with concentrations of COCs exceeding the GA PMC which is not "environmentally isolated" must be remediated to the seasonal low water table. Soil with concentrations of contaminants exceeding the Res DEC and/or I/C DEC must be remediated to a depth of 15 feet of the ground surface or rendered "inaccessible".

"Environmentally isolated soil" is defined as polluted soil which is (A) beneath an existing building or another existing and permanent structure which the Commissioner has determined in writing would prevent the migration of pollutants; (B) not a continuing source of pollution; (C) not polluted with volatile organic substances, or if polluted with such substances, the concentration of such substances has been reduced to the maximum extent prudent; and (D) above the seasonal high water table. [22a-133k-1(a)(15)]

The pollutant mobility criteria (PMC) do not apply to environmentally isolated soils, provided an ELUR is in effect that ensures that such soil will not be exposed to

infiltration of soil water due to demolition of the building or structure. [22a-133k-2(c)(4)(B)].

Environmentally isolated soils are also considered “inaccessible”, thereby addressing direct exposure criteria (DEC) exceedances. The RSRs define “inaccessible soils” as polluted soil which is: (A) more than four feet below the ground surface; (B) more than two feet below a paved surface comprised of a minimum of three inches of bituminous concrete or concrete, which two feet may include the depth of any material used as sub-base for the pavement; or (C)(i) beneath an existing building or (ii) beneath another existing permanent structure provided written notice that such structure will be used to prevent human contact with such soil has been provided to the CTDEP. Therefore, soils that exceed DEC may be addressed by covering them with clean fill and/or a paved surface (“rendered inaccessible”). If soils that exceed DEC are rendered inaccessible, an ELUR would have to be recorded on the municipal land records.

The RSRs allow for the use of an “engineered control” to effectively eliminate migration of contaminants that exceed the pollutant mobility criteria or to render soil that exceeds DEC inaccessible. If an engineered control is utilized, prior to using the engineered control as a remedial measure, CTDEP approval is required. In approving the use of an engineered control at the subject sites, the CTDEP would consider the following conditions: 1) remediation of the waste material is not technically practical; 2) the removal of contaminated soil would create an unacceptable risk to human health; 3) and/or the cost of remediation is significantly greater than the cost of an engineered control.

Requirements are stipulated for the installation of an engineered control and are completely described in the RSRs. Prior to approval, the CTDEP would likely also consider the frequency and extent to which the site is flooded and how the engineered control is designed to withstand issues related to flooding. In order to implement an engineered control, a report must be submitted to CTDEP summarizing the proposed engineered control and the maintenance and monitoring which will be conducted as part of the engineered control system. A public notice and comment period is also required, and an ELUR would have to be recorded.

9.0 Recommendations

Based on the results of this Phase II ESA, releases have been identified at several exterior RECs investigated where reported laboratory results included concentrations of various contaminants exceeding applicable RSR criteria. In order to satisfy requirements of the Property Transfer Program, additional activities and/or soil remediation is required at locations where exceedances of RSR criteria were identified. A summary of these release areas is provided as follows:

- Excavation and removal of the UST (REC 7) and arsenic/petroleum impacted soils identified adjacent to and downgradient of the UST (including the in front of the downgradient overhead door);
- Excavation and removal of arsenic and petroleum impacted soils identified at the two loading dock areas investigated (REC 1);
- Excavation and removal of the sludge-containing void, and remediation of the petroleum and metals impacted soil/fill material in the vicinity of the void (REC 6); and
- Excavation and removal of impacted soils identified in the former materials storage area located adjacent to the creek (REC 5).

Although no exceedances of RSR criteria were identified in the soil samples collected at REC 11 (partially buried drums), the drums present in this area should be removed and properly disposed of off-site.

Several RECs were not investigated as part of this Phase II ESA. RECs not investigated will be addressed during future site work, and a QAPP Addendum will be completed prior to commencement of such work. M&E notes that since site access was still limited at several interior portions of the building, a comprehensive interior site inspection will be performed prior to completion of the QAPP Addendum for future site investigation areas.

10.0 References

Metcalf & Eddy, Inc/AECOM. *Quality Assurance Project Plan for Phase II Environmental Site Assessment – 25 Skinner Street, Lot 2, East Hampton, Connecticut*. Prepared for the U.S. Environmental Protection Agency. October 23, 2008.

Advanced Environmental Solutions, Inc. in coordination with: Metcalf & Eddy/AECOM. *Phase I Environmental Assessment Report All Appropriate Inquiry – 25 Skinner Street, Lot 2, East Hampton, CT*. Prepared for the U.S. Environmental Protection Agency. May 17, 2007.

Tighe & Bond. *Phase I Environmental Site Assessment Brookside Industrial Complex.* Prepared for the Town of East Hampton, January 2006.

.

Tables

Table 1 - Recognized Environmental Conditions
25 Skinner Street
East Hampton, Connecticut
Metcalf & Eddy, Inc.

REC #	REC	Description
1	Building Loading Docks and Overhead Doors	Three loading dock areas consisting of five loading docks, and three overhead doors are present. Releases have been identified at two of the loading dock areas and one overhead door. Potential releases may have occurred at the other site loading dock area and overhead doors during loading/unloading of materials and/or wastes.
2	Elevator Shaft and pit	An elevator shaft and pit were noted in the central area of the factory. Oils may have been released.
3	Potential Discharge Pipes Adjacent to Creek	Four discharge pipes are present on the east side of the site structure and may be connected to interior drainage (i.e. floor drains). The terminus of two of the discharge pipes is currently unknown. Releases may have occurred.
4	Interior Stained Floors	Floors were stained in several locations throughout the factory, representing potential hazardous conditions. Staining on the floors observed within the northern (approximate) two-thirds of the building was relatively minor, and the floors are in good condition in this portion of the building.
5	Potential Material Storage Area Adjacent to Creek	Aerial photographs suggest the area on the northeastern side of the site structure and adjacent to the creek may have been utilized to store material and/or waste. Distressed/no vegetation was observed in this area. Exceedances of RSR criteria have been identified in this area.
6	Discolored Soil, Void, and Fill Material Adjacent to Creek	Discolored soil has been noted adjacent to the creek on the southeastern side of the site. A sludge-containing void and buried construction debris with oil-stained soil was also identified in this area. The sludge contained exceedances of the Res DEC, I/C DEC and GA PMC, and soils to the south of the void contained exceedances of ETPH and metals were also detected.
7	UST on West Side of Factory	A UST of unknown size and age is present against the site structure on the west (front) side. Petroleum and arsenic releases have been identified.
8	Drummed Waste Storage and Asbestos	Numerous drums of waste were noted in the southern part of the factory on the firstfloor. The current owner stated the waste is oily water from the J.C. Barton facility, located at 11 Skinner Street; potential air cell asbestos pipe insulation was also noted. Access to this portion of the site building was not provided during the Phase II ESA.
9	Reported Floor Drain	A floor drain is reportedly present in the area where the drummed waste and asbestosare located; potential releases may discharge to site soils and/or groundwater through the floor drains and associated drainage piping. According to the site owner, this floor drain has been sealed. M&E is not aware of any other floor drains within the building, and access to the southern portion of the building was not provided during Phase II investigation activities. No other floor drains were observed within the northern (approximate) two-thirds of the building.
10	ASTs (6)	Six ASTs were previously noted in various locations. During the Phase II investigation, two ASTs were inspected in the northeastern portion of the building. No significant staining was observed on or around the ASTs. Acess was not provided to other AST areas within the building.
11	Partially Buried Drums	A number of partially buried drums (up to one foot bgs) were noted on the east side of the creek, near the terminus of the overhead walkway adjoining the site building. No significant impacts were identified in this area. The drums are significantly corroded and should be removed.
12	Pad and Pole Mounted Transformer	A pad and pole mounted transformers were noted; potential PCB containing releases may have occurred, although no significant staining was observed at either location.
13	Potential Asbestos-Containing Floor Tiles	Damaged floor tiles potentially containing asbestos were noted on the third floor of the factory building.
14	Potential Lead-Based Paint	Potential lead based paint was noted on interior factory walls throughout the building. Painted surfaces were damaged and peeling at several locations.
15	Potential Contaminated Sediment	Orange staining was observe in the creek at an outfall located on the northeastern side of the building (REC 3). Three additional discharge pipes, two of which the terminus is unknown, are located alsong the eastern side of the site building. Creek sediments may have been impacted from historic interior drainage discharges.
16	Potential off-site, upgradient source areas	Potential upgradient sources may potentially impact site groundwater. Potential upgradient sources may be present on the J.C. Barton facility at 11 Skinner Street, and G&S Service Station, located at 100 Main Street. There is additional evidence that the area groundwater is impacted with VOCs from an upgradient source that alledgedly resulted in the development of municipal water supply to service the impacted area.
17	Site-wide Fill	Fill is present on at least the southeastern and southwestern portions of the site. Exceedances of RSR criteria were detected in the fill material. The full extent of fill areas present on the southwestern portion of the site is unknown.

Notes:
Shaded rows represent RECs that will undergo soil and/or groundwater sampling during future work at the site.
A QAPP Addendum will be prepared for these RECs.
REC = Recognized Environmental Condition
AST = Above Ground Storage Tank;
UST =Underground Storage Tank;
VOC = Volatile Organic Compound
REC 17 was added since the 2007 Phase I ESA.

Table 2
Summary of Soil Boring Sample Analytical Results
Phase II ESA
25 Skinner Street
East Hampton, Connecticut

Parameter	Connecticut RSR Criteria			SAMPLING LOCATION										
				SB1 1-2FT	SB1 6-7FT	SB2 3-4FT	SB2 5-6FT	SB3 0.5-1.5FT	SB3 4-4.5FT	SB5 4-5FT	SB5 6.5-7.5FT	SB6 1-2FT	SB6 1-2FT DUP	SB6 6-7FT
Sampling Date				10/24/08	10/24/08	10/24/08	10/24/08	10/24/08	10/24/08	10/24/08	10/24/08	10/24/08	10/24/08	10/24/08
Sample Depth	I/C DEC	RES DEC	GA PMC	1-2 feet	6-7 feet	3-4 feet	5-6 feet	0.5-1.5 feet	4-4.5 feet	4-5 feet	6.5-7.5 feet	1-2 feet	1-2 feet	6-7 feet
Laboratory Report Number				LIMT-20833	LIMT-20833	LIMT-20833/21154	LIMT-20833	LIMT-20833	LIMT-20833/21154	LIMT-20833	LIMT-20833/21154	LIMT-20833	LIMT-20833	LIMT-20833
VOCs 8260 (mg/kg)														
Benzene	200	21	0.020	<0.003	<0.002	<0.003	<0.002	<0.003	<0.003	**0.003**	<0.002	<0.002	<0.003	<0.002
Chlorobenzene	1,000	500	2.0	<0.003	<0.002	<0.003	<0.002	**0.043**	**0.036**	<0.003	<0.002	<0.002	<0.003	<0.002
Isopropylbenzene	1,000	500	0.60	<0.003	<0.002	<0.003	<0.002	<0.003	**0.003**	<0.003	<0.002	<0.002	<0.003	<0.002
SVOCs 8270 (mg/kg)														
Anthracene	2,500	1,000	40.0	**0.346**	<0.189	NT	NT	NT	NT	NT	NT	<1.95	<1.97	<0.191
Benzo(a)anthracene	7.80	1.00	1.00	**0.879**	<0.189	NT	NT	NT	NT	NT	NT	**3.74**	**4.15**	<0.191
Benzo(a)pyrene	1.00	1.00	1.00	**0.809**	<0.189	NT	NT	NT	NT	NT	NT	**3.32**	**3.59**	<0.191
Benzo(b)fluoranthene	7.80	1.00	1.00	**1.06**	<0.189	NT	NT	NT	NT	NT	NT	**3.68**	**4.00**	<0.191
Benzo(g,h,i)perylene	2,500	1,000	4.20	**0.487**	<0.189	NT	NT	NT	NT	NT	NT	**2.73**	**2.97**	<0.191
Benzo(k)fluoranthene	78.0	8.40	1.00	**0.427**	<0.189	NT	NT	NT	NT	NT	NT	**<1.95***	**<1.97***	<0.191
Bis(2-ethylhexyl)phthalate	410	44.0	1.00	**0.45**	<0.38	NT	NT	NT	NT	NT	NT	**<3.89***	**<3.93***	**0.55**
Chrysene	780	84.0	1.00	**0.912**	<0.189	NT	NT	NT	NT	NT	NT	**4.26**	**4.67**	<0.191
Fluoranthene	2,500	1,000	5.60	**2.25**	<0.189	NT	NT	NT	NT	NT	NT	**11.2**	**11.6**	**0.319**
Indeno(1,2,3-cd)pyrene	7.80	1.00	1.00	**0.503**	<0.189	NT	NT	NT	NT	NT	NT	**2.86**	**3.18**	<0.191
Phenanthrene	2,500	1,000	4.00	**1.78**	<0.189	NT	NT	NT	NT	NT	NT	**6.26**	**6.75**	<0.191
Pyrene	2,500	1,000	4.00	**1.62**	<0.189	NT	NT	NT	NT	NT	NT	**11.2**	**13.0**	**0.297**
PAHs 8270 (mg/kg)														
Benzo(b)fluoranthene	7.80	1.00	1.00	NT	NT	<0.198	<0.192	**0.261**	<0.222	<0.216	<0.175	NT	NT	NT
Chrysene	780	84.0	1.00	NT	NT	<0.198	<0.192	**0.251**	<0.222	<0.216	<0.175	NT	NT	NT
Fluoranthene	2,500	1,000	5.60	NT	NT	<0.198	<0.192	**0.378**	<0.222	<0.216	<0.175	NT	NT	NT
Pyrene	2,500	1,000	4.00	NT	NT	<0.198	<0.192	**0.376**	<0.222	<0.216	<0.175	NT	NT	NT
CT ETPH (mg/kg)														
Extractable TPH (ETPH)	2,500	500	500	**37**	<12	<12	**20**	**460**	<14	**21**	<11	**1,500**	**1,300**	**41**
15 RSR Metals (mg/kg)														
Arsenic	10.0	10.0	~	**7.94**	**6.54**	**14.5**	**6.22**	**6.79**	**121**	<3.24	**6.23**	**6.04**	**4.75**	**4.75**
Barium	140,000	4,700	~	**123**	**48.4**	**371**	**54.7**	**80.9**	**1,140**	**207**	**157**	**48.5**	**42.2**	**24.7**
Beryllium	2.00	2.00	~	**0.90**	**0.66**	**0.93**	**0.34**	**0.48**	**2.06**	<0.33	**2.40**	**0.31**	<0.30	**0.31**
Cadmium	1,000	34.0	~	**0.30**	<0.29	**0.86**	<0.29	**0.66**	**1.65**	**1.39**	<0.27	**0.34**	<0.30	**0.50**
Chromium	~	~	~	**23.8**	**9.25**	**13.3**	**9.82**	**16.6**	**15.5**	**10.6**	**34.4**	**12.4**	**12.6**	**5.54**
Copper	76,000	2,500	~	**191**	**13.9**	**8.61**	**17.5**	**490**	**42.5**	**65.7**	**53.8**	**208**	**230**	**22.2**
Lead	1,000	400	~	**56.8**	**2.29**	**4.95**	**6.51**	**162**	**7.38**	**332**	**4.74**	**40.0**	**40.4**	**3.09**
Mercury	610	20.0	~	**0.055**	**0.018**	**0.017**	<0.012	**0.098**	**0.038**	**0.020**	<0.011	**0.187**	**0.136**	<0.013
Nickel	7,500	1,400	~	**17.7**	**16.7**	**34.2**	**14.2**	**24.2**	**28.3**	**31.1**	**41.7**	**149**	**101**	**11.8**
Silver	10,000	340	~	<0.57	<0.57	**1.17**	<0.58	<0.63	<0.67	<0.65	<0.53	<0.59	<0.59	<0.58
Vanadium	14,000	470	~	**37.0**	**20.2**	**29.8**	**21.0**	**37.3**	**28.9**	**17.4**	**60.8**	**20.6**	**19.0**	**9.76**
Zinc	610,000	20,000	~	**145**	**35.4**	**76.4**	**34.5**	**344**	**63.1**	**567**	**86.3**	**165**	**130**	**20.8**
SPLP 15 RSR Metals (mg/L)														
Various	~	~	Varies	NT	NT	BDL	NT	NT	BDL	NT	BDL	NT	NT	NT
Percent Solids	~	~	~	89.0	88.6	84.3	87.1	80.5	75.4	77.3	95.5	85.7	84.9	87.5

Notes:
1. An asterisk (*) following a detection limit indicates that the minumum laboratory reporting limit exceeds one or more of the regulatory criteria.
2. NT = Not tested.
3. ~ = No Standard available
4. Detected compounds only are shown on this table. For a complete analyte list, see laboratory analytical reports.
5. Bolded values indicate the compound was reported at the concentration indicated.
6. Soil samples with shaded values exceed the RSR Direct Exposure Criteria (DEC) for the parameter.
7. Soil samples with bolded outline exceed the RSR PMC for the parameter.
8. RSR criteria are in same units as analyte.

RSRs = Remediation Standard Regulations
Res DEC = Residential Direct Exposure Criteria
I/C DEC = Industrial/Commercial Direct Exposure Criteria
PMC = Pollutant Mobility Criteria
VOCs = Volatile Organic Compounds
SVOCs = Semi-Volatile Organic Compounds
PAHs = Poly-cyclic Aromatic Hydrocarbons
ETPH = Extractable Petroleum Hydrocarbons
PCBs = Poly Chlorinated Biphenyls
BDL = Below Laboratory Detection Limits

Table 3
Summary of Shallow Hand Auger Analytical Results
25 Skinner Street
East Hampton, Connecticut

Parameter	Connecticut RSR Criteria			SAMPLING LOCATION									
				SS 1 0-6IN	SS 2 0-6IN	SS 3 0-6IN	SS 3 0-6IN DUP	SS 4 0-6IN	HA 1 3-4FT	HA 2 2.5-3.5FT	HA 3 3-4FT	HA 4 1-2FT	VOID SEDIMENT[9]
Sampling Date				10/27/08	10/27/08	10/27/08	10/27/08	10/27/08	10/27/08	10/27/08	10/27/08	10/27/08	10/27/08
Sample Depth	I/C DEC	RES DEC	GA PMC										
Laboratory Report Number				LIMT-20895	LIMT-20895	LIMT-20895	LIMT-20895/21154	LIMT-20895	LIMT-20895	LIMT-20895	LIMT-20895/21154	LIMT-20895/21154	LIMT-20895
PCBs 8082 (mg/kg)	10.0	1.00	~	NT	NT	<0.122	<0.117	NT	NT	NT	<0.119	<0.129	<2.12*
VOCs 8260 (mg/kg)													
1,1-Dichloroethane	1,000	500	1.4	<0.002	<0.002	<0.002	NT	NT	<0.002	<0.002	<0.003	**0.004**	NT
SVOCs 8270 (mg/kg)													
Acenaphthene	2,500	1,000	8.40	<0.184	<0.184	<0.203	NT	NT	<0.183	<0.184	**1.65**	<0.215	<1.77
Anthracene	2,500	1,000	40.0	<0.184	<0.184	<0.203	NT	NT	<0.183	<0.184	**2.51**	<0.215	<1.77
Benzo(a)anthracene	7.80	1.00	1.00	<0.184	<0.184	<0.203	NT	NT	<0.183	<0.184	**3.80**	<0.215	**<1.77***
Benzo(a)pyrene	1.00	1.00	1.00	<0.184	<0.184	<0.203	NT	NT	<0.183	<0.184	**3.47**	<0.215	**<1.77***
Benzo(b)fluoranthene	7.80	1.00	1.00	<0.184	<0.184	<0.203	NT	NT	<0.183	<0.184	**3.42**	<0.215	**2.01**
Benzo(g,h,i)perylene	2,500	1,000	4.20	<0.184	<0.184	<0.203	NT	NT	<0.183	<0.184	**1.81**	<0.215	**1.99**
Benzo(k)fluoranthene	78.0	8.40	1.00	<0.184	<0.184	<0.203	NT	NT	<0.183	<0.184	**1.85**	<0.215	**<1.77***
Bis(2-ethylhexyl)phthalate	410	44.0	1.00	<0.37	<0.37	<0.41	NT	NT	<0.37	<0.37	**0.78**	<0.43	**<3.53***
Carbazole	~	~	~	<0.19	<0.19	<0.21	NT	NT	<0.19	<0.19	**1.23**	<0.22	<1.77
Chrysene	780	84.0	1.00	<0.184	<0.184	<0.203	NT	NT	<0.183	<0.184	**3.86**	<0.215	**1.86**
Dibenzofuran	2,500	270	1.00	<0.37	<0.37	<0.41	NT	NT	<0.37	<0.37	**0.88**	<0.43	**<3.53***
Fluoranthene	2,500	1,000	5.60	<0.184	<0.184	0.283	NT	NT	<0.183	<0.184	**10.5**	<0.215	**3.27**
Fluorene	2,500	1,000	5.60	<0.184	<0.184	<0.203	NT	NT	<0.183	<0.184	**1.50**	<0.215	<1.77
Indeno(1,2,3-cd)pyrene	7.80	1.00	1.00	<0.184	<0.184	<0.203	NT	NT	<0.183	<0.184	**2.20**	<0.215	**2.06**
2-Methylnaphthalene	2,500	474	0.980	<0.184	<0.184	<0.203	NT	NT	<0.183	<0.184	**0.419**	<0.215	**<1.77***
Naphthalene	2,500	1,000	5.60	<0.184	<0.184	<0.203	NT	NT	<0.183	<0.184	**1.58**	<0.215	<1.77
Phenanthrene	2,500	1,000	4.00	<0.184	<0.184	<0.203	NT	NT	<0.183	<0.184	**11.9**	<0.215	**2.27**
Pyrene	2,500	1,000	4.00	<0.184	<0.184	<0.203	NT	NT	<0.183	<0.184	**9.75**	<0.215	**3.74**
SPLP SVOCs (mg/L)			**GA GWPC**										
Various	~	~	Varies	NT	NT	NT	NT	NT	NT	NT	BDL	NT	NT
ETPH (mg/kg)	2,500	500	500	**22**	<12	**50**	NT	**2,300**	<11	<12	<12	**920**	**21,000**
15 RSR Metals (mg/kg)													
Arsenic	10.0	10.0	~	<2.75	**2.95**	**9.77**	**7.49**	**12.4**	**6.91**	**3.13**	**10.5**	**11.9**	**10.1**
Barium	140,000	4,700	~	**13.7**	**23.7**	**71.6**	**65.6**	**253**	**48.9**	**26.5**	**66.7**	**312**	**500**
Beryllium	2.00	2.00	~	<0.28	**0.30**	**0.78**	**0.62**	**0.85**	**0.75**	**0.32**	**0.85**	**0.49**	<0.53
Cadmium	1,000	34.0	~	<0.28	<0.28	**0.41**	**0.32**	**4.36**	**0.45**	<0.28	**0.32**	**273**	**15.6**
Chromium	~	~	~	**3.62**	**3.94**	**56.1**	**220**	**69.5**	**14.3**	**4.36**	**194**	**541**	**41.0**
Copper	76,000	2,500	~	**28.9**	**13.4**	**2,350**	**3,200**	**1,870**	**187**	**12.9**	**1,160**	**1,870**	**1,910**
Lead	1,000	400	~	**8.33**	**3.95**	**309**	**1,030**	**657**	**32.7**	**5.97**	**914**	**1,150**	**367**
Mercury	610	20.0	~	**0.029**	**0.017**	**0.110**	**0.092**	**0.488**	**0.062**	**0.024**	**0.257**	**0.144**	**0.126**
Nickel	7,500	1,400	~	**2.39**	**3.39**	**32.3**	**15.2**	**193**	**14.2**	**3.69**	**18.8**	**16,700**	**1,090**
Silver	10,000	340	~	<0.55	<0.56	**5.64**	**6.79**	**1.33**	**0.60**	<0.56	**1.57**	**0.97**	**71.8**
Vanadium	14,000	470	~	**7.23**	**9.48**	**39.6**	**33.6**	**54.4**	**26.3**	**10.3**	**42.1**	**48.0**	**26.3**
Zinc	610,000	20,000	~	**12.4**	**18.7**	**820**	**413**	**974**	**178**	**16.6**	**451**	**1,970**	**2,240**
SPLP 15 RSR Metals (mg/L)													
Cadmium	~	~	0.005	NT	NT	NT	<0.050	NT	NT	NT	NT	**0.0336**	NT
Copper	~	~	1.3	NT	NT	NT	**1.47**	NT	NT	NT	NT	**0.169**	NT
Lead	~	~	0.015	NT	NT	NT	**0.0054**	NT	NT	NT	NT	**0.0902**	NT
Nickel	~	~	0.1	NT	NT	NT	<0.025	NT	NT	NT	NT	**1.410**	NT
Thallium	~	~	0.005	NT	NT	NT	**0.00157**	NT	NT	NT	NT	<0.001	NT
Zinc	~	~	5.0	NT	NT	NT	**1.040**	NT	NT	NT	NT	**0.833**	NT
Percent Solids	~	~	~	91.0	90.7	82.5	85.6	59.0	91.1	90.8	84.1	77.8	47.3

Notes:
1. An asterisk (*) following a detection limit indicates that the minumum laboratory reporting limit exceeds one or more of the regulatory criteria.
2. NT = Not tested.
3. ~ = No Standard available
4. Detected compounds only are shown on this table. For a complete analyte list, see laboratory analytical reports.
5. Bolded values indicate the compound was reported at the concentration indicated.
6. Soil samples with shaded values exceed the RSR Direct Exposure Criteria (DEC) for the parameter.
7. Soil samples with bolded outline exceed the RSR PMC for the parameter.
8. RSR criteria are in same units as analyte.
9. The "Void Sediment" sample is the sample of sludge collected from the void.

RSRs = Remediation Standard Regulations
Res DEC = Residential Direct Exposure Criteria
I/C DEC = Industrial/Commercial Direct Exposure Criteria
PMC = Pollutant Mobility Criteria
VOCs = Volatile Organic Compounds
SVOCs = Semi-Volatile Organic Compounds
PAHs = Poly-cyclic Aromatic Hydrocarbons
ETPH = Extractable Petroleum Hydrocarbons
PCBs = Poly Chlorinated Biphenyls
BDL = Below Laboratory Detection Limits

Table 4
Summary of QC Sample Analytical Results
Phase II ESA
25 Skinner Street
East Hampton, Connecticut

Parameter	CONNECTICUT RSR CRITERIA				SAMPLING LOCATION	
	GA GWPC	I/C VC	RES VC	SWPC	EQUIPMENT BLANK	TRIP BLANK
Sampling Date					10/28/08	10/24/08
Sample Depth						
Laboratory Report Number					LIMT-20895	LIMT-20833
15 RSR Metals (ug/L)	Varies	~	~	Varies	ND	NT
PCBs 8082 (ug/l)	0.50	~	~	0.50	ND	NT
VOCs 8260 (ug/l)						
Acrylonitrile	0.5	~	~	20.0	<2.0*	<0.006
1,2-Dibromoethane	0.05	11.0	0.30	~	<0.50*	<0.001
cis-1,3-Dichloropropene	0.5	360	11.0	34,000	<1.0*	<0.001
trans-1,3-Dichloropropene	0.5	360	11.0	34,000	<1.0*	<0.001
Methylene Chloride	5.0	2,200	160	48,000	**6.2**	<0.020
ETPH (mg/l)						
Extractable TPH (ETPH)	0.100	~	~	~	<0.075	NT
PAHs (ug/l)						
Benzo(b)fluoranthene	0.08	~	~	0.3	<0.050*	NT
Dibenz(a,h)anthracene	0.2	~	~	0.01	<0.200*	NT
SVOCs 8270 (ug/L)						
Benzo(a)anthracene	~	~	~	0.044	<0.050*	NT
Benzo(a)pyrene	~	~	~	0.004	<0.100*	NT
Benzo(b)fluoranthene	~	~	~	0.044	<0.050*	NT
Benzo(g,h,i)perylene	~	~	~	0.440	<0.500*	NT
Benzo(k)fluoranthene	~	~	~	0.044	<0.200*	NT
Bis(2-chloroethyl)ether	~	~	~	0.03	<10.0*	NT
Dibenz(a,h)anthracene	~	~	~	0.001	<0.200*	NT
3,3-Dichlorobenzidine	~	~	~	0.04	<10.0*	NT
2,4-Dinitrotoluene	~	~	~	0.11	<10.0*	NT
1,2-Diphenylhydrazine (as Azobenzene)	~	~	~	0.04	<10.0*	NT
Hexachlorobenzene	~	~	~	0.00	<0.05*	NT
Indeno(1,2,3-cd)pyrene	~	~	~	0.044	<0.200*	NT
N-Nitrosodiphenylamine	~	~	~	5.00	<10.0*	NT
Pentachlorophenol	~	19.0	15.0	0.28	<1.00*	NT
2,4,6-Trichlorophenol	~	~	~	2.10	<10.0*	NT

Notes:
1. An asterisk (*) following a detection limit indicates that the minumum laboratory reporting limit exceeds one or more of the regulatory criteria.
2. NT = Not tested.
3. ~ = No Standard available
4. Detected compounds only are shown on this table. For a complete analyte list, see laboratory analytical reports.
5. Bolded values indicate the compound was reported at the concentration indicated.
6. Samples with shaded values exceed one or more RSR for the parameter.
7. RSR criteria are in same units as analyte.

Figures

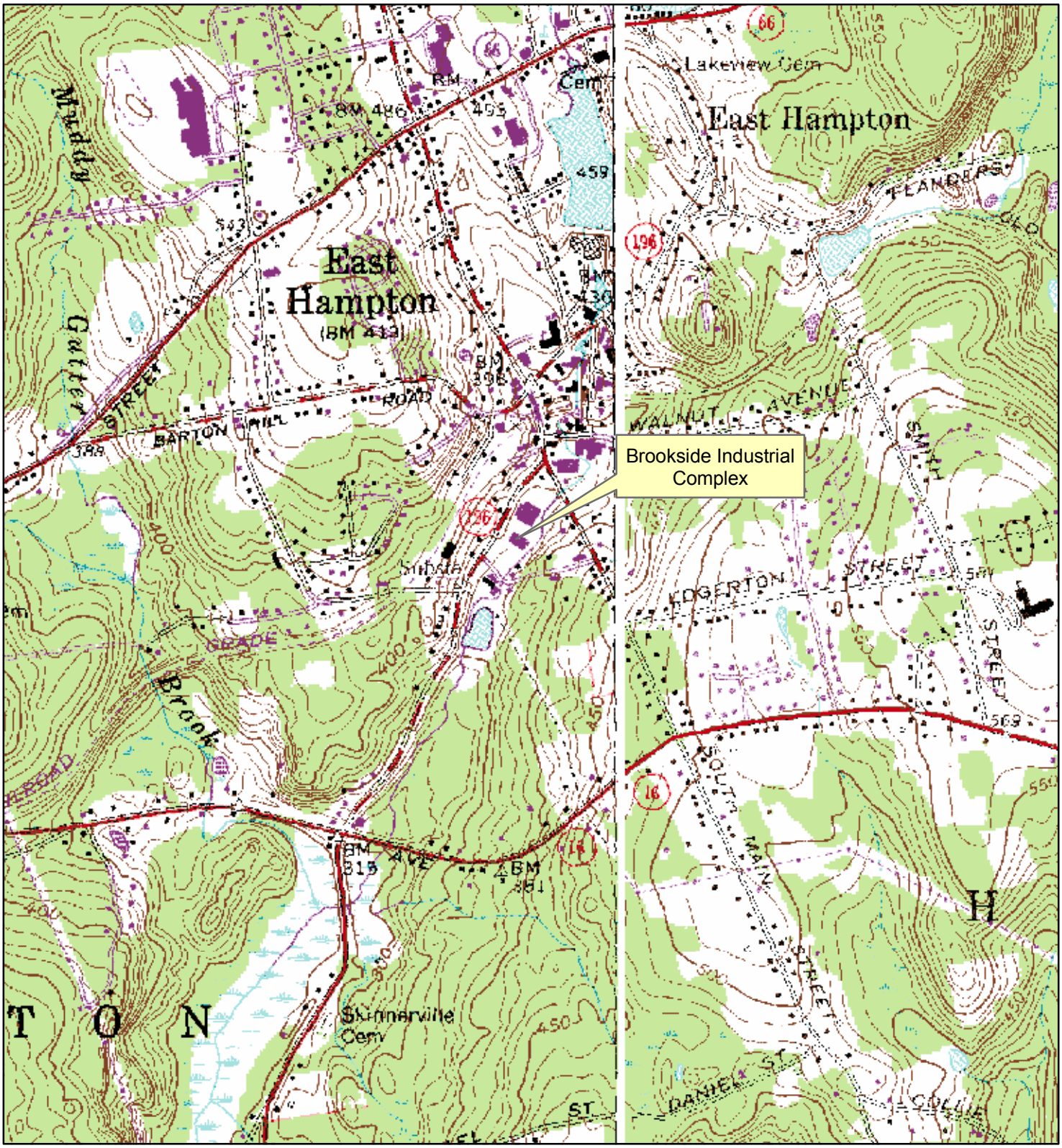

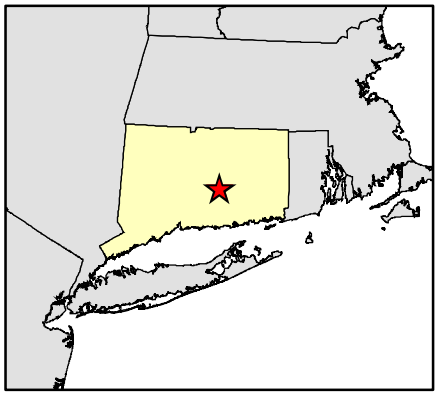

FIGURE 1
SITE LOCATION MAP

Brookside Industrial Complex
25 Skinner Street
East Hampton, Connecticut

Source: MAGIC, Map and Geographic Information Center, University of Connecticut

N
W E
S

1:15,000

0 625 1,250 2,500
Feet

METCALF & EDDY | AECOM

G:\Projects\HAZWASTE\60020154AXT\Maps\Locus_BrooksideIndustrial.mxd

LAST UPDATE: Wednesday, November 12, 2008 2:51:59 PM
PLOT DATE: Wednesday, November 12, 2008 2:52:22 PM

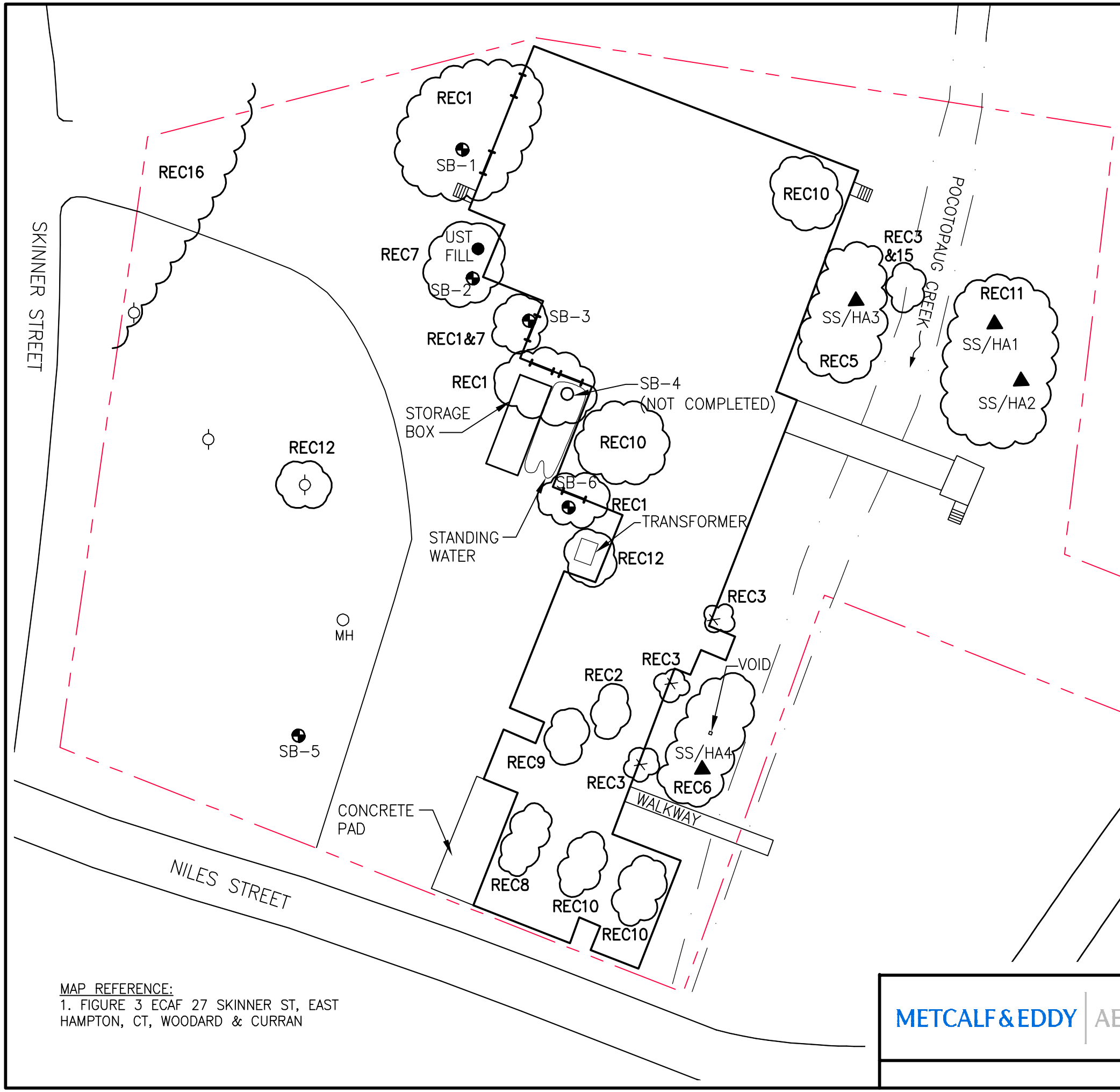

LEGEND:

	STAIRS
SB-5	SOIL BORING LOCATION AND ID
▲	SHALLOW HAND AUGER SOIL BORING
SS	SHALLOW SOIL SAMPLE (0-6")
HA	HAND AUGER SOIL SAMPLE
	DIRECTION OF STREAM FLOW
	UTILITY POLE
X	DISCHARGE PIPE LOCATION
	LOADING DOCK OR OVERHEAD DOOR

N

REC #	REC
1	Building Loading Docks and Overhead Doors
2	Elevator Shaft and pit
3	Potential Discharge Pipes Adjacent to Creek
5	Potential Material Storage Area Adjacent to Creek
6	Discolored Soil, Void, and Fill Material Adjacent to Creek
7	UST on West Side of Factory
8	Drummed Waste Storage and Asbestos
9	Reported Floor Drain
10	ASTs (6)
11	Partially Buried Drums
12	Pad and Pole Mounted Transformer
15	Potential Contaminated Sediment
16	Potential off-site, upgradient source areas
17	Site-wide Fill
RECs Not Shown on Figure	
4	Interior Stained Floors
13	Potential Asbestos-Containing Floor Tiles
14	Potential Lead-Based Paint

Notes:
Shaded rows represent RECs that were not investigated during this Initial Phase II ESA
AST = Above Ground Storage Tank
UST = Underground Storage Tank

MAP REFERENCE:
1. FIGURE 3 ECAF 27 SKINNER ST, EAST HAMPTON, CT, WOODARD & CURRAN

METCALF & EDDY | AECOM

EAST HAMPTON, CONNECTICUT
25 SKINNER STREET
FIGURE 2
SITE PLAN SHOWING SOIL BORINGS AND SITE RECs

SCALE: NOT TO SCALE | DATE: NOV. 2008

PATH/FILENAME: P:\60049287-EHA\C\CZEAH002.DWG
ANSI B - 5-11-06

Appendices

Appendix A

Statement of Limitations

STATEMENT OF LIMITATIONS

The data presented and the opinions expressed in this report are qualified as follows:

1. The sole purpose of the investigation and of this report is to assess the physical characteristics of the Site with respect to the presence or absence in the environment of oil or hazardous materials and substances as defined in the applicable state and federal environmental laws and regulations and to gather information regarding current and past environmental conditions at the Site.

2. Metcalf & Eddy (M&E) derived the data in this report primarily from visual inspections, examinations of records provided by the Client, interviews with individuals with information about the Site, and a limited number of subsurface explorations made on the dates indicated. The passage of time, manifestation of latent conditions or occurrence of future events may require further exploration at the Site, analysis of the data, and reevaluation of the findings, observations, and conclusions expressed in the report.

3. In preparing this report, M&E has relied upon and presumed accurate certain information (or the absence thereof) about the Site and adjacent properties provided by governmental officials and agencies, the Client, and others identified herein. Except as otherwise stated in the report, M&E has not attempted to verify the accuracy or completeness of any such information.

4. The data reported and the findings, observations, and conclusions expressed in the report are limited by the Scope of Services, including the extent of subsurface exploration and other tests. The Scope of Services was defined by the requests of the Client, the time and budgetary constraints imposed by the Client, and the availability of access to the Site.

5. Because of the limitations stated above, the findings, observations, and conclusions expressed by M&E in this report are not, and should not be considered, an opinion concerning the compliance of any past or present owner or operator of the site with any federal, state or local law or regulation. No warranty or guarantee, whether express or implied, is made with respect to the data reported or findings, observations, and conclusions expressed in this report. Further, such data, findings, observations, and conclusions are based solely upon site conditions in existence at the time of investigation.

6. This report has been prepared on behalf of and for the exclusive use of the Client, and is subject to and issued in connection with the Agreement and the provisions thereof.

Appendix B

Site Photographs

Photo 1: View of void and aqueous material inside (REC 6)

Photo 2: View of void, stained soil on top of the void, and the concrete top (REC 6)

Photo 3: View north of the flooded loading dock (planned SB-4).

Photo 4: Roof drain over flooded loading dock

Photo 5: View of the exterior drainage opening in the building foundation at the flooded loading dock

Photo 6: View of interior drainage area on the opposite wall of Photograph 4 – inside the building

Photo 7: Interior stained floor area (REC 4)

Photo 8: Interior stained floor area – minor cracking observed (REC 4)

Photo 9: Discharge pipe in creek – stained sediment (REC 15).

Photo 10: Discharge pipe on northeastern side of building (REC 3)

Photo 11: Discharge pipe on southeastern side of building, south of void (REC 3)

Photo 12: Overhead door where SB-3 was completed (RECs 1 and 7)

Appendix C

Soil Boring Logs

Metcalf & Eddy, Inc.
ENGINEERS

GEOLOGIC LOG

METCALF & EDDY | AECOM

10-24-08

PROJECT: Skinner St		SHEET	BORING NO. SB-1
SITE LOCATION: E HAMPTON	JOB NO.: 60049287.02	Elevation:	Total Depth: 60"
	LOCATION: N: W		
DRILL CONTRACTOR: ADT	ENG/GEO: J. PERHALA	BEGUN: 8:30	
DRILL RIG: TRACK MT Geo20	DRILLER: SCOTT / CARLINE	FINISHED: 9:15	
Hole Size: 2"	Weather: 30° CLEAR	Ground Water (Depth/Elev.): 7'	
Drilling Method: GP	Drilling Fluid:	Top of Rock (Depth/Elev.):	

Depth (ft)	Sample Type/No.	PID (ppm)	Time	Blow Counts # per 6" or 12	Sample Recovery or REC & RQD	SAMPLE DESCRIPTION (NOTE: Depths read from top of recovered sample)	STRATIGRAPHIC DESCRIPTION
0-5	* SB-1 1-2' 9:00	0 ↓	8:45	—	30"	4" ASPHALT 4" DK BRN M SAND + GRAVEL, SOME ROCK FRAGM. 4" BRN M SAND + ROCK FRAGM 10" REDDISH BRN M-F SAND, SOME SILT, TRACE GRAVEL, SOME ROCK FRAGM. 5" WHITE PULVERIZED ROCK + F SAND 3" TAN M SAND, SOME GRAVEL	
5-10	SB-1 6-7' 9:15	0 ↓	9:05		37"	15" RED/BRN F-M SAND + SILT, SOM GRAVEL + CRUSHED ROCK 13" TAN M-F SAND, SOME SILT + F-M GRAVEL, CRUSHED ROCK, V MOIST 3" CRUSHED SCHIST WET 6" TAN-BRN M-F SAND + CRUSHED ROCK, SOME SILT	GW AT 7' w/ WL1

SAMPLE TYPES:		SPT Resistance			Approved/Date
SS=SPLIT SPOON	Trace 0 to 5%	Cohesionless Density:	0-4 V. Loose	Cohesive Consistency: 0-2 V. Soft	
ST=SHELBY TUBE	Few 5 to 10%	5-9 Loose	10-29 Med. Dense	3-4 Soft, 5-8 M/Stiff, 9-15 Stiff	
R=ROCK CORE	Little 15 to 25%	30-49 Dense	50+ V. Dense	16-30 V. Stiff, 31+ Hard	
	Some 30 to 45%				

C:\Documents and Settings\PerhalaS\My Documents\Forms\[Soil BoringLogs.xls]GeoLog



Metcalf & Eddy, Inc.
ENGINEERS

GEOLOGIC LOG

METCALF & EDDY | AECOM

10-24-08

PROJECT: SKINNER		SHEET	BORING NO. SB-2
SITE LOCATION: E. HAMPTON	JOB NO.: 60049287.02	Elevation:	Total Depth: 10'
	LOCATION: N: W		
DRILL CONTRACTOR: NDT	ENG/GEO: S. PERHALA	BEGUN: 9:15	
DRILL RIG: GP TRACK MT 6620	DRILLER: SCOTT / CARMINE	FINISHED: 10:15	
Hole Size: 2"	Weather: 40° CLEAR	Ground Water (Depth/Elev.): @ 3-4'	
Drilling Method: GP	Drilling Fluid:	Top of Rock (Depth/Elev.):	

Depth (ft)	Sample Type/No.	PID (ppm)	Time	Blow Counts # per 6" or 12	Sample Recovery or REC & RQD	SAMPLE DESCRIPTION (NOTE: Depths read from top of recovered sample)	STRATIGRAPHIC DESCRIPTION
0-5	SB-2 3-4' 9:45	0			34"	5" BRN M SAND, SOME GRAVEL + GRASS/ROOTS 6" RED BRN M-F SAND + SILT, SOME F GRAVEL 5" BRN F SAND, SOME SILT + F GRAVEL 7" TAN BRN M-F SAND + CRUSHED ROCK, SOME GRAVEL 2" BLK + TAN M SAND + GRAVEL 4" CRUSHED ROCK 5" TAN/BRN M-F SAND + CRUSHED ROCK TRACE GRAVEL, V MOIST	3' w/ WL1 1st LINER SOIL NOT SATURATED
5							
5-10						9" BLK COARSE-M SAND, SOME GRAVEL, WET 19" RED-TAN-BRN M-C SAND, SOME GRAVEL + CRUSHED ROCK, WET 9" GRAYISH BRN M-C SAND, WET	WET V. WET IN 2ND LINER
10		SB2 5-6 @/AT 9-10'	10:05		38"		
15							
20							
25							

SAMPLE TYPES: SS=SPLIT SPOON ST=SHELBY TUBE R=ROCK CORE	Trace 0 to 5% Few 5 to 10% Little 15 to 25% Some 30 to 45%	SPT Resistance Cohesionless Density: 0-4 V. Loose 5-9 Loose 10-29 Med. Dense 30-49 Dense 50+ V. Dense	Cohesive Consistency: 0-2 V. Soft 3-4 Soft, 5-8 M/Stiff, 9-15 Stiff 16-30 V. Stiff, 31+ Hard	Approved/Date

C:\Documents and Settings\PerhalaS\My Documents\Forms\[Soil BoringLogs.xls]GeoLog

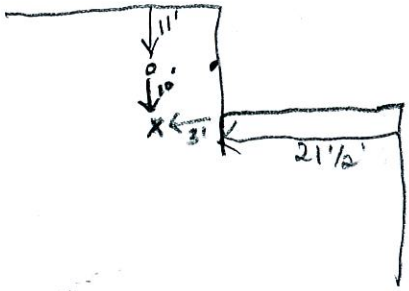

Metcalf & Eddy, Inc.
ENGINEERS

GEOLOGIC LOG

METCALF & EDDY | AECOM

10-24-08

PROJECT: Skinner St		SHEET	BORING NO. SB 3
SITE LOCATION: E. HAMPTON	JOB NO.: 60049287.02		
	LOCATION: N: W	Elevation:	Total Depth: 10'
DRILL CONTRACTOR: ADT	ENG/GEO: SPERHALA	BEGUN: 10'5	
DRILL RIG: GP TRACK MT RIG 6620	DRILLER: SCOTT / CARMINE	FINISHED: 11'5	
Hole Size: 2"	Weather: 40° CLEAR	Ground Water (Depth/Elev.): @ 4'	
Drilling Method: GP	Drilling Fluid:	Top of Rock (Depth/Elev.):	

Depth (ft)	Sample Type/No.	PID (ppm)	Time	Blow Counts # per 6" or 12	Sample Recovery or REC & RQD	SAMPLE DESCRIPTION (NOTE: Depths read from top of recovered sample)	STRATIGRAPHIC DESCRIPTION
	SB3	24.1			41"	6" DK BRN-BLK M-F SAND + GRAVEL - 35.9	WL - GW @2½'
	.5-1.5	35.9				6" DK BRN M-F SAND, TRACE GRAVEL } 24-30	LINER DRY TO @4
0.5'	10 55 @25-30 ppm	30.1				3" BLACK M-F SAND	
		34.1				17" WHITE F SAND, DRY (@30)	
5	4-4.5 (1 JAR)	31				4" DK BRN-BLK M-F SAND, SOME GRAVEL, V MOIST (@34)	
						5" BRN M-F SAND SOME GRAVEL + CRUSHED ROCK (@31)	
	NS	21.3			43"	24" ORANGE BRN COARSE SAND + GRAVEL WET	
5-10						19" GRAY COARSE SAND + GRAVEL WET	
		19.6					
10							
15							
20							
25							

SAMPLE TYPES:		SPT Resistance			Approved/Date
SS=SPLIT SPOON	Trace 0 to 5%	Cohesionless Density:	0-4 V. Loose	Cohesive Consistency: 0-2 V. Soft	
ST=SHELBY TUBE	Few 5 to 10%	5-9 Loose	10-29 Med. Dense	3-4 Soft, 5-8 M/Stiff, 9-15 Stiff	
R=ROCK CORE	Little 15 to 25%	30-49 Dense	50+ V. Dense	16-30 V. Stiff, 31+ Hard	
	Some 30 to 45%				

C:\Documents and Settings\PerhalaS\My Documents\Forms\[Soil BoringLogs.xls]GeoLog



REF @1½' 1st 4 TRIES

SB3 6½' S of Corner
2' N. of BLDG

Metcalf & Eddy, Inc.
ENGINEERS

GEOLOGIC LOG

METCALF & EDDY | AECOM

PROJECT: 25 SKINNER ST		SHEET	BORING NO. SB5
SITE LOCATION: E. HAMPTON	JOB NO.: 60049287.02		
	LOCATION: N: W	Elevation:	Total Depth: 10'
DRILL CONTRACTOR: AOT	ENG/GEO: SPERHALA	BEGUN: 12 40	
DRILL RIG: TRACK MT 6620	DRILLER: SCOTT / CARMINE	FINISHED: 1 45	
Hole Size: 2"	Weather: 45° CLEAR	Ground Water (Depth/Elev.):	
Drilling Method: GP	Drilling Fluid:	Top of Rock (Depth/Elev.):	

Depth (ft)	Sample Type/No.	PID (ppm)	Time	Blow Counts # per 6" or 12	Sample Recovery or REC & RQD	SAMPLE DESCRIPTION (NOTE: Depths read from top of recovered sample)	STRATIGRAPHIC DESCRIPTION
	SB5 4.5' 1 45 1 JAR	14.7			19"	7" DK BRN SAND (M) + SOME ROCK FRAGM.	
		25.6				11" BRICK, SOME M SAND	REF. AT 6 1/2'
		23.9				1" BLK + BRN M SAND	MOVED 2'S
5					13"	6" BRICK + BRN SAND	REF AT 8'
						3" ORANGE BRN M SAND + GRAVEL	USED
						4" ROCK	THIS BORING
		0			24"	7" BRN M SAND, SOME ROCK FRAGM	
0-5						9" BRICK	REF. SUMM.
		23.8				3" BRICK + BRN M SAND + GRAVEL	BELOW
10	SB5 6.5-7.5' 0 PPM 1 JAR					5" BLACK SAND W/ BRICK, WOOD, BURNT WOOD, BRICK, ASH, ~23.8	6x
		0			34"	6" COLLAPSE (BRICK, URB. FILL, BRN SAND)	
						18" TAN-ORANG BRN M-F SAND, SOME GRAVEL + ROCK	NO GW
15							
20							
25							

SAMPLE TYPES: SS=SPLIT SPOON ST=SHELBY TUBE R=ROCK CORE	Trace 0 to 5% Few 5 to 10% Little 15 to 25% Some 30 to 45%	SPT Resistance Cohesionless Density: 0-4 V. Loose 5-9 Loose 10-29 Med. Dense 30-49 Dense 50+ V. Dense	Cohesive Consistency: 0-2 V. Soft 3-4 Soft, 5-8 M/Stiff, 9-15 Stiff 16-30 V. Stiff, 31+ Hard

Approved/Date

C:\Documents and Settings\PerhalaS\My Documents\Forms\[Soil BoringLogs.xls]GeoLog

1st 6'
2nd 8'
3rd 2'
4th 4'
5th 1'
6th 5'

Metcalf & Eddy, Inc.
ENGINEERS

GEOLOGIC LOG

METCALF & EDDY | AECOM

10-24-08

PROJECT: 25 SKINNER ST		SHEET	BORING NO. SB-6
SITE LOCATION: E. HAMPTON	JOB NO.: 60049287.02		
	LOCATION: N: W	Elevation:	Total Depth: 10'
DRILL CONTRACTOR: ADT	ENG/GEO: S PERHALA	BEGUN: 1130	
DRILL RIG: TRACK MT 6620	DRILLER: SCOTT / CARMINE	FINISHED: 12'5	
Hole Size: 2"	Weather: 45° CLEAR	Ground Water (Depth/Elev.): 2-2½'	
Drilling Method: GP	Drilling Fluid:	Top of Rock (Depth/Elev.):	

Depth (ft)	Sample Type/No. DUP	PID (ppm)	Time	Blow Counts # per 6" or 12	Sample Recovery or REC & RQD	SAMPLE DESCRIPTION NOTE: Depths read from top of recovered sample	STRATIGRAPHIC DESCRIPTION
	SB6	26			28"	4" ASPH. + BLK M SAND	
	1-2'	28				5" RED/BRN F-M SAND, SOME SILT, VV MOIST, SOFT	(26)
0-5	12:00	25				5" BLK M-F SAND TRACE GRAVEL, WET (SHEEN)	(28)
	28ppm	19.6				4" BLK F SAND + SILT, SOFT, SOME ORG. MATTER (BLK WOOD FRAGM) + PC METAL	(25)
5	1802 EA					10" BLK-DK GRAY F SAND + SILT, ORG. MATTER (DECAYING WOOD)	(19.6)
5-10	SB6	38.7			47"	13" BLK V. COARSE SAND. SATURATED	
	6-7'	38				7" TAN/DK GRAY C-M SAND, WET	GW w/
	38ppm	29				7" BLK + GRAY SPOTTED M-C SAND, WET	WL @ 2'
10	12:25	39.5				20" GRAY M SAND, SOME GRAVEL, V MOIST	SHEEN ON H2O
15							
20							
25							

SAMPLE TYPES:	Trace 0 to 5%	SPT Resistance			Approved/Date
SS=SPLIT SPOON	Few 5 to 10%	Cohesionless Density:	0-4 V. Loose	Cohesive Consistency: 0-2 V. Soft	
ST=SHELBY TUBE	Little 15 to 25%	5-9 Loose	10-29 Med. Dense	3-4 Soft, 5-8 M/Stiff, 9-15 Stiff	
R=ROCK CORE	Some 30 to 45%	30-49 Dense	50+ V. Dense	16-30 V. Stiff, 31+ Hard	

C:\Documents and Settings\PerhalaS\My Documents\Forms\[Soil BoringLogs.xls]GeoLog

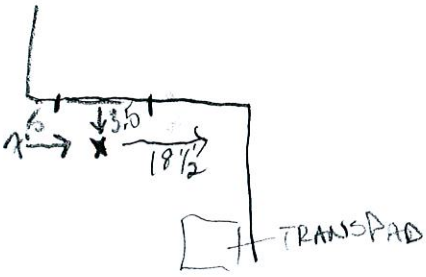

Metcalf & Eddy, Inc.
ENGINEERS

GEOLOGIC LOG

METCALF & EDDY | AECOM

10-27-08

PROJECT: SHINNECRST		SHEET	BORING NO. SS1 (HA)
SITE LOCATION: E. HAMPTON	JOB NO.: 60049287	Elevation:	Total Depth: 4'
	LOCATION: N: W		
DRILL CONTRACTOR: X	ENG/GEO: SP/SG	BEGUN:	
DRILL RIG:	DRILLER:	FINISHED:	
Hole Size: GP 1" + 3" HA	Weather: 60° CLEAR	Ground Water (Depth/Elev.): NONE	
Drilling Method: GP HANDTOOLS / HA	Drilling Fluid:	Top of Rock (Depth/Elev.):	

Depth (ft)	Sample Type/No.	PID (ppm)	Time	Blow Counts # per 6" or 12	Sample Recovery or REC & RQD	SAMPLE DESCRIPTION (NOTE: Depths read from top of recovered sample)	STRATIGRAPHIC DESCRIPTION
0-2'		3.5	0-6"		9"	BRN M SAND - LICORICE ODOR?	
		1.2	6"-1'				
5							
2-4'		15.6			7"	BRN + GRAY MOTTLED M-F SAND + SILT, SOME GRAVEL + ROCK FRAGM	
10							
15							
20							
25							

SAMPLE TYPES: SS=SPLIT SPOON ST=SHELBY TUBE R=ROCK CORE	Trace 0 to 5% Few 5 to 10% Little 15 to 25% Some 30 to 45%	SPT Resistance Cohesionless Density: 0-4 V. Loose 5-9 Loose 10-29 Med. Dense 30-49 Dense 50+ V. Dense	Cohesive Consistency: 0-2 V. Soft 3-4 Soft, 5-8 M/Stiff, 9-15 Stiff 16-30 V. Stiff, 31+ Hard	Approved/Date

C:\Documents and Settings\PerhalaS\My Documents\Forms\[Soil BoringLogs.xls]GeoLog

Metcalf & Eddy, Inc.
ENGINEERS

GEOLOGIC LOG

METCALF & EDDY | AECOM

10-27-08

PROJECT: Skinner St		SHEET	BORING NO. 282/HA2
SITE LOCATION: EASTHAMPTON	JOB NO.: 60049287	Elevation:	Total Depth: 4'
	LOCATION: N: W		
DRILL CONTRACTOR: X	ENG/GEO: SP/SG	BEGUN:	
DRILL RIG:	DRILLER:	FINISHED:	
Hole Size: GP 1" + 3" HA	Weather: 65° CLEAR	Ground Water (Depth/Elev.): None	
Drilling Method: GP HAND TOOLS / HA	Drilling Fluid:	Top of Rock (Depth/Elev.):	

Depth (ft)	Sample Type/No.	PID (ppm)	Time	Blow Counts # per 6" or 12	Sample Recovery or REC & RQD	SAMPLE DESCRIPTION NOTE: Depths read from top of recovered sample	STRATIGRAPHIC DESCRIPTION
0-2'		18.28			10"	Brn M SAND (↑ PID IN TOP 1/2 OF LINER)	
5							
2-4'		39.8			6"	Brn M SAND	
10							
15							
20							
25							

SAMPLE TYPES:	Trace 0 to 5%	SPT Resistance			Approved/Date
SS=SPLIT SPOON	Few 5 to 10%	Cohesionless Density:	0-4 V. Loose	Cohesive Consistency: 0-2 V. Soft	
ST=SHELBY TUBE	Little 15 to 25%	5-9 Loose	10-29 Med. Dense	3-4 Soft, 5-8 M/Stiff, 9-15 Stiff	
R=ROCK CORE	Some 30 to 45%	30-49 Dense	50+ V. Dense	16-30 V. Stiff, 31+ Hard	

Metcalf & Eddy, Inc.
ENGINEERS

GEOLOGIC LOG

METCALF & EDDY | AECOM

10-27-08

PROJECT: SKINNER ST		SHEET	BORING NO. SS3/HA3
SITE LOCATION: EAST HAMPTON	JOB NO.: 60049287	Elevation:	Total Depth: 4'
	LOCATION: N: W		
DRILL CONTRACTOR:	ENG/GEO: SP/SG	BEGUN:	
DRILL RIG: NONE	DRILLER:	FINISHED:	
Hole Size: GP 1" + 3" HA	Weather:	Ground Water (Depth/Elev.): NA	
Drilling Method: HAND GP / HAND AUGER	Drilling Fluid:	Top of Rock (Depth/Elev.):	

Depth (ft)	Sample Type/No.	PID (ppm)	Time	Blow Counts # per 6" or 12	Sample Recovery or REC & RQD	SAMPLE DESCRIPTION NOTE: Depths read from top of recovered sample	STRATIGRAPHIC DESCRIPTION
0-2'	SS3 0-1'	0.1			6"	TAN/GRN BRN M-F SAND, SOME GRAVEL HAND AUGERED TO 2' ROCKY - USED GP HAND SAMPLER TO RETRIEVE 2-4'	
2-4		4-1.3			12"	2" BRN M-F SAND, SOME GRAVEL 1" ROCK 3" RED BRN-BRN M-F SAND, SOME GRAVEL 2" ROCK 4" GRN/BRN M-F SAND, SOME GRAVEL	
5							
10							
15							
20							
25							

SAMPLE TYPES:		SPT Resistance			Approved/Date
SS=SPLIT SPOON	Trace 0 to 5%	Cohesionless Density:	0-4 V. Loose	Cohesive Consistency: 0-2 V. Soft	
ST=SHELBY TUBE	Few 5 to 10%	5-9 Loose	10-29 Med. Dense	3-4 Soft, 5-8 M/Stiff, 9-15 Stiff	
R=ROCK CORE	Little 15 to 25%	30-49 Dense	50+ V. Dense	16-30 V. Stiff, 31+ Hard	
	Some 30 to 45%				

Metcalf & Eddy, Inc.
ENGINEERS

GEOLOGIC LOG

METCALF & EDDY | AECOM

10-27-08

PROJECT: SKINNER ST		SHEET	BORING NO. SS4/HA4
SITE LOCATION: E. HAMPTON	JOB NO.: 60049287	Elevation:	Total Depth: 2'
	LOCATION: N: W		
DRILL CONTRACTOR:	ENG/GEO: SP/SG	BEGUN:	
DRILL RIG:	DRILLER:	FINISHED:	
Hole Size: GP 1" & 3" HA	Weather: 60° CLEAR	Ground Water (Depth/Elev.) @2'	
Drilling Method: GP HAND TOOLS / HA	Drilling Fluid:	Top of Rock (Depth/Elev.):	

Depth (ft)	Sample Type/No.	PID (ppm)	Time	Blow Counts # per 6" or 12	Sample Recovery or REC & RQD	SAMPLE DESCRIPTION NOTE: Depths read from top of recovered sample	STRATIGRAPHIC DESCRIPTION
0-2'		0.5			12"	4" DkBrn-Blk M SAND 3" BRICK 5" DkBrn-Blk M SAND, OILY + WASTE OIL ODOR	GW AT @2'
		1.4					
5						BRICK, ASPHALT, WOOD IN TOP 2 FT CANNOT ADVANCE GP >2' GW AT 2' ATTEMPTED 4-5 LOC TO REACH >2' UNSUCCESSFULLY	REFUSAL @2' FILL PRESENT (BRICK, CONCRETE, ASPHALT)
10							
15							
20							
25							

SAMPLE TYPES: SS=SPLIT SPOON ST=SHELBY TUBE R=ROCK CORE	Trace 0 to 5% Few 5 to 10% Little 15 to 25% Some 30 to 45%	SPT Resistance Cohesionless Density: 0-4 V. Loose 5-9 Loose 10-29 Med. Dense 30-49 Dense 50+ V. Dense	Cohesive Consistency: 0-2 V. Soft 3-4 Soft, 5-8 M/Stiff, 9-15 Stiff 16-30 V. Stiff, 31+ Hard	Approved/Date

Appendix D

Laboratory Analytical Data

39 Spruce Street ° East Longmeadow, MA 01028 ° FAX 413/525-6405 ° TEL. 413/525-2332

REPORT DATE 11/4/2008

METCALF & EDDY - WALLINGFORD
860 N. MAIN STREET EXTENSION
WALLINGFORD, CT 06492
ATTN: SARAH PERHALA

CONTRACT NUMBER:
PURCHASE ORDER NUMBER:

PROJECT NUMBER:

ANALYTICAL SUMMARY

LIMS BAT #: LIMT-20895
JOB NUMBER: 60049287.02

The results of analyses performed on the following samples submitted to the CON-TEST Analytical Laboratory are found in this report.
Results are based on samples as submitted to the laboratory and relate only to the items collected and tested.

PROJECT LOCATION: SKINNER STREET, EAST HAMPTON

FIELD SAMPLE #	LAB ID	MATRIX	SAMPLE DESCRIPTION	TEST	Subcontract Lab (if any) Cert. Nos.
EQUIPMENT BLAN	08B43711	WATER OTHE	Not Specified	6020 h2o 14rcp	
EQUIPMENT BLAN	08B43711	WATER OTHE	Not Specified	8082 water	
EQUIPMENT BLAN	08B43711	WATER OTHE	Not Specified	8260 water	
EQUIPMENT BLAN	08B43711	WATER OTHE	Not Specified	etph water	
EQUIPMENT BLAN	08B43711	WATER OTHE	Not Specified	hg (mg/l) wet	
EQUIPMENT BLAN	08B43711	WATER OTHE	Not Specified	pah - lo h2o all	
HA 1 3-4FT	08B43569	SOIL	Not Specified	8260 dry weight	
HA 1 3-4FT	08B43569	SOIL	Not Specified	8270 dry weight	
HA 1 3-4FT	08B43569	SOIL	Not Specified	etph dry weight	
HA 1 3-4FT	08B43569	SOIL	Not Specified	metals(15pp)sicp	
HA 1 3-4FT	08B43569	SOIL	Not Specified	solids (percent)	
HA 2 2.5-3.5FT	08B43571	SOIL	Not Specified	8260 dry weight	
HA 2 2.5-3.5FT	08B43571	SOIL	Not Specified	8270 dry weight	
HA 2 2.5-3.5FT	08B43571	SOIL	Not Specified	etph dry weight	
HA 2 2.5-3.5FT	08B43571	SOIL	Not Specified	metals(15pp)sicp	
HA 2 2.5-3.5FT	08B43571	SOIL	Not Specified	solids (percent)	
HA 3 3-4FT	08B43574	SOIL	Not Specified	8082 drywt	
HA 3 3-4FT	08B43574	SOIL	Not Specified	8260 dry weight	
HA 3 3-4FT	08B43574	SOIL	Not Specified	8270 dry weight	
HA 3 3-4FT	08B43574	SOIL	Not Specified	etph dry weight	
HA 3 3-4FT	08B43574	SOIL	Not Specified	metals(15pp)sicp	
HA 3 3-4FT	08B43574	SOIL	Not Specified	solids (percent)	
HA 4 1-2FT	08B43576	SOIL	Not Specified	8082 drywt	
HA 4 1-2FT	08B43576	SOIL	Not Specified	8260 dry weight	
HA 4 1-2FT	08B43576	SOIL	Not Specified	8270 dry weight	
HA 4 1-2FT	08B43576	SOIL	Not Specified	etph dry weight	
HA 4 1-2FT	08B43576	SOIL	Not Specified	metals(15pp)sicp	
HA 4 1-2FT	08B43576	SOIL	Not Specified	solids (percent)	
SS 1 0-6IN	08B43568	SOIL	Not Specified	8260 dry weight	
SS 1 0-6IN	08B43568	SOIL	Not Specified	8270 dry weight	
SS 1 0-6IN	08B43568	SOIL	Not Specified	etph dry weight	
SS 1 0-6IN	08B43568	SOIL	Not Specified	metals(15pp)sicp	
SS 1 0-6IN	08B43568	SOIL	Not Specified	solids (percent)	
SS 2 0-6IN	08B43570	SOIL	Not Specified	8260 dry weight	
SS 2 0-6IN	08B43570	SOIL	Not Specified	8270 dry weight	
SS 2 0-6IN	08B43570	SOIL	Not Specified	etph dry weight	
SS 2 0-6IN	08B43570	SOIL	Not Specified	metals(15pp)sicp	

39 Spruce Street ° East Longmeadow, MA 01028 ° FAX 413/525-6405 ° TEL. 413/525-2332

REPORT DATE 11/4/2008

METCALF & EDDY - WALLINGFORD
860 N. MAIN STREET EXTENSION
WALLINGFORD, CT 06492
ATTN: SARAH PERHALA

CONTRACT NUMBER:
PURCHASE ORDER NUMBER:

PROJECT NUMBER:

ANALYTICAL SUMMARY

LIMS BAT #: LIMT-20895
JOB NUMBER: 60049287.02

The results of analyses performed on the following samples submitted to the CON-TEST Analytical Laboratory are found in this report.
Results are based on samples as submitted to the laboratory and relate only to the items collected and tested.

SS 2 0-6IN	08B43570	SOIL	Not Specified	solids (percent)
SS 3 0-6IN	08B43572	SOIL	Not Specified	8082 drywt
SS 3 0-6IN	08B43572	SOIL	Not Specified	8260 dry weight
SS 3 0-6IN	08B43572	SOIL	Not Specified	8270 dry weight
SS 3 0-6IN	08B43572	SOIL	Not Specified	etph dry weight
SS 3 0-6IN	08B43572	SOIL	Not Specified	metals(15pp)sicp
SS 3 0-6IN	08B43572	SOIL	Not Specified	solids (percent)
SS 3 0-6IN DUP	08B43573	SOIL	Not Specified	metals(15pp)sicp
SS 3 0-6IN DUP	08B43573	SOIL	Not Specified	solids (percent)
SS 4 0-6IN	08B43575	SOIL	Not Specified	etph dry weight
SS 4 0-6IN	08B43575	SOIL	Not Specified	metals(15pp)sicp
SS 4 0-6IN	08B43575	SOIL	Not Specified	solids (percent)
VOID SEDIMENT	08B43593	SOIL	Not Specified	8082 drywt
VOID SEDIMENT	08B43593	SOIL	Not Specified	8270 dry weight
VOID SEDIMENT	08B43593	SOIL	Not Specified	etph dry weight
VOID SEDIMENT	08B43593	SOIL	Not Specified	metals(15pp)sicp
VOID SEDIMENT	08B43593	SOIL	Not Specified	solids (percent)

con-test®
ANALYTICAL LABORATORY

39 Spruce Street ° East Longmeadow, MA 01028 ° FAX 413/525-6405 ° TEL. 413/525-2332

REPORT DATE 11/4/2008

METCALF & EDDY - WALLINGFORD
860 N. MAIN STREET EXTENSION
WALLINGFORD, CT 06492
ATTN: SARAH PERHALA

CONTRACT NUMBER:
PURCHASE ORDER NUMBER:

PROJECT NUMBER:

ANALYTICAL SUMMARY

LIMS BAT #: LIMT-20895
JOB NUMBER: 60049287.02

The results of analyses performed on the following samples submitted to the CON-TEST Analytical Laboratory are found in this report.
Results are based on samples as submitted to the laboratory and relate only to the items collected and tested.

Comments :

LIMS BATCH NO. : LIMT-20895

CASE NARRATIVE SUMMARY

Recommended sample holding times were not exceeded for all samples unless listed below:
None Exceeded

All samples for the method(s) listed were received preserved properly in the proper containers at 4°C +/- 2 degrees as specified on the chain-of-custody form unless listed below:
All properly preserved

In method 8260, the initial and/or continuing calibration did not meet method specifications. For all samples, Acetone, tert-Butyl Alcohol, and 2-Butanone were calibrated with a relative response factor <0.05.

In method 6010 method blank contamination noted above the reporting limit for Zn. Reported results for this element may be bias on the high side. The MS recoveries are outside control limits for Ag and Sb. Analysis is in control based on the LFB Recoveries. Possibility of sample matrix effects that lead to low bias for reported result cannot be eliminated and is likely. Recovery was less than 30% for Ag. Post digestion spike recovery was 85%. Recovery was greater than 30% for Sb; no corrective action is necessary.

In method 8270, initial calibration did not meet method specifications. For sample(s) 08B43568-08B43574, Bis(2-Chloroisopropyle)ether, Hexachlorocyclopentadiene, 3-Nitroaniline, 2,4-Dinitrotoluene, Diethylphthalate, 4-Nitrotoluene, and Benzidine were calibrated by linear regression with a correlation coefficient < 0.99. Reduced accuracy and precision are anticipated for any reported result for these compound(s).

In method 8270, initial calibration did not meet method specifications. For sample(s) 08B43576 and 08B43593 Pyridine, Benzoic acid, Hexachlorocyclopentadiene, 2,4-Dinitrophenol, 4-Nitrophenol, 4,6-Dinitro-2-methyl-phenol, and Pentachlorophenol were calibrated by linear regression with a correlation coefficient < 0.99. Reduced accuracy and precision are anticipated for any reported result for these compound(s).

In method 8270, any reported result for Benzo(g,h,i)perylene in sample(s) 08B43576 and 08B43593 is estimated and likely to be biased on the high side based on continuing calibration bias.

In method 8270 any reported result for 3-Nitroaniline in sample(s) 08B43568-08B43574 is estimated and likely to be biased on the low side based on continuing calibration bias.

In method 8270, initial and/or continuing calibration did not meet method specifications. For all sample(s) Pentachloronitrobenzene was calibrated with a relative response factor < 0.05.

In method 8270 , any reported result for Benzoic acid in all sample(s) is likely to be biased on the low side based on laboratory fortified blank (laboratory control sample) recovery bias.

There are no other analytical issues which affect the usability of the data.

DETAILED CASE NARRATIVE

METHOD SW846 7471A - ADDITIONAL COMMENTS

A sample duplicate and matrix spike were performed on SOIL sample 08B43570.

39 Spruce Street ° East Longmeadow, MA 01028 ° FAX 413/525-6405 ° TEL. 413/525-2332

REPORT DATE 11/4/2008

METCALF & EDDY - WALLINGFORD
860 N. MAIN STREET EXTENSION
WALLINGFORD, CT 06492
ATTN: SARAH PERHALA

CONTRACT NUMBER:
PURCHASE ORDER NUMBER:

PROJECT NUMBER:

ANALYTICAL SUMMARY

LIMS BAT #: LIMT-20895
JOB NUMBER: 60049287.02

The results of analyses performed on the following samples submitted to the CON-TEST Analytical Laboratory are found in this report.
Results are based on samples as submitted to the laboratory and relate only to the items collected and tested.

Either the laboratory fortified blank or duplicate recovery is outside control limits, but the other is within limits. Analysis is in control.

METHOD SW846 8260 SOIL - ADDITIONAL COMMENTS

The LCS recoveries for required CT reasonable confidence protocol (RCP) 8260 compounds were all within limits specified by the method except for "difficult analytes" where control limits somewhere between 40-160% are used and/or unless otherwise listed in this narrative:
Difficult analytes: MIBK, MEK, Tetrachloroethylene, Tert-butyl Alcohol, Acetone, 1,4-Dioxane, Vinyl Chloride, Chloromethane, Dichlorodifluoromethane, 2-Hexanone, Naphthalene, and Bromomethane.
Additional difficult analytes in water only: 2,2-Dichloropropane, and Tert-butylethyl Ether
Additional difficult analytes in soil only: Acrylonitrile, Chloroethane, 1,2,3-Trichloropropane, 1,2,4-Trichlorobenzene, Methylene Chloride, n-Butylbenzene, and Tert-butylbenzene.
Compounds outside of control limits:
None outside of control limits

METHOD SW846-6010 - ADDITIONAL DETAILS

A duplicate and matrix spike performed on sample 08B43568.
The sample duplicate is not reported for Ag, As, Be, Cd, Sb, Se and Tl due to non detect sample and duplicate results.

METHOD SW846 8082 - ADDITIONAL COMMENTS

In method 8082, sample 08B43593(x50) was diluted due to high levels of target or non-target compounds in the sample.

In method 8082, for sample 08B43593, the surrogate concentration is below detection limit due to dilution required for sample analysis and could not be reported.

METHOD SW846 8270 SOLID - ADDITIONAL COMMENTS

If dilutions were performed only one dilution within the linear calibrated region of the curve is reported.
All 8270 samples were analyzed undiluted unless specified below:

Sample	Dilution(s)
08B43574	undilute and 5x
08B43593	5x

In method 8270 sample(s) 08B43574, were diluted because undiluted results were over the verified linear calibration range.

In method 8270 sample(s) 08B43593, were diluted due to high levels of target or non-target compounds in the sample.

The LCS sample recoveries for required RCP 8270 compounds were all within control limits specified by the method, 40-140% for base/neutrals and 30-130% for acids except for "difficult analytes" listed below and/or otherwise listed in this narrative:

con-test®
ANALYTICAL LABORATORY

39 Spruce Street ° East Longmeadow, MA 01028 ° FAX 413/525-6405 ° TEL. 413/525-2332

REPORT DATE 11/4/2008

METCALF & EDDY - WALLINGFORD
860 N. MAIN STREET EXTENSION
WALLINGFORD, CT 06492
ATTN: SARAH PERHALA

CONTRACT NUMBER:
PURCHASE ORDER NUMBER:

PROJECT NUMBER:

ANALYTICAL SUMMARY

LIMS BAT #: LIMT-20895
JOB NUMBER: 60049287.02

The results of analyses performed on the following samples submitted to the CON-TEST Analytical Laboratory are found in this report. Results are based on samples as submitted to the laboratory and relate only to the items collected and tested.
Difficult analytes for soil - limits between 10 and 180% depending on the compound (see QC summary for limits): 3,3'-Dichlorobenzidine, Pyridine, Aniline, 4-Chloroaniline, 3-Nitroaniline, and n-Nitrosodiphenylamine
Compounds outside of control limits:

In method 8270, for all samples, laboratory fortified blank (LCS) did not contain target analytes Acetophenone, Pentachloronitrobenzene, and 1,2,4,5-Tetrachlorobenzene.

All reporting limits specified on the chain-of-custody were met, except for Pyridine for the most protective criteria since the laboratory cannot achieve the required RCP calibration criteria at these levels, unless specified below:
All other requested reporting limits are met.

CT ETPH METHOD - ADDITIONAL COMMENTS

All CT ETPH samples were analyzed undiluted unless specified below:

Sample	Dilution(s)
08B43575	x10
08B43576	x10
08B43593	x100

Sample(s) 08B43575, 08B43576, and 08B43593 were diluted because undiluted results were over the verified linear calibration range.

For sample 08B43593, surrogate concentration was below the detection limit, due to dilution required for sample analysis.

The CON-TEST Environmental Laboratory operates under the following certifications and accreditations. AIHA accreditations only apply to NIOSH methods and Environmental Lead Analyses.

AIHA 100033	AIHA ELLAP (LEAD) 100033	NORTH CAROLINA CERT. # 652
MASSACHUSETTS MA0100	NEW HAMPSHIRE NELAP 2516	NEW JERSEY NELAP NJ MA007 (AIR)
CONNECTICUT PH-0567	VERMONT DOH (LEAD) No. LL015036	FLORIDA DOH E871027 (AIR)
NEW YORK ELAP/NELAP 10899	RHODE ISLAND (LIC. No. 112)	

I certify that the analyses listed above, unless specifically listed as subcontracted, if any, were performed under my direction according to the approved methodologies listed in this document, and that based upon my inquiry of those individuals immediately responsible for obtaining the information, the material contained in this report is, to the best of my knowledge and belief, accurate and complete.

Edward Denson 11/4/08

SIGNATURE DATE

Tod Kopyscinski
Air Laboratory Manager

Lisa Dagnoli
General Manager

Edward Denson
Technical Director

Daren Damboragian
Organics Department Supervisor

* See end of data tabulation for notes and comments pertaining to this sample

con-test ANALYTICAL LABORATORY

39 Spruce Street ° East Longmeadow, MA 01028 ° FAX 413/525-6405 ° TEL. 413/525-2332

SARAH PERHALA
METCALF & EDDY - WALLINGFORD
860 N. MAIN STREET EXTENSION
WALLINGFORD, CT 06492

11/4/2008

Purchase Order No.:

Project Location: SKINNER STREET, EAST HAMPTON
Date Received: 10/27/2008
Field Sample # : EQUIPMENT BLANK

LIMS-BAT #: LIMT-20895
Job Number: 60049287.02

Sample ID : 08B43711 ‡Sampled : 10/28/2008
Not Specified

Sample Matrix: WATER OTHER

	Units	Results	Date Analyzed	Analyst	RL	SPEC Limit Lo	SPEC Limit Hi	P/ F
Antimony	ug/L	ND	10/30/08	KMT	5.00			
Arsenic	ug/L	ND	10/30/08	KMT	2.00			
Barium	ug/L	ND	10/30/08	KMT	250			
Beryllium	ug/L	ND	10/30/08	KMT	2.00			
Cadmium	ug/L	ND	10/30/08	KMT	2.50			
Chromium	ug/L	ND	10/30/08	KMT	50.0			
Copper	ug/L	ND	10/30/08	KMT	25.0			
Lead	ug/L	ND	10/30/08	KMT	5.00			
Nickel	ug/L	ND	10/30/08	KMT	25.0			
Selenium	ug/L	ND	10/30/08	KMT	25.0			
Silver	ug/L	ND	10/30/08	KMT	2.50			
Thallium	ug/L	ND	10/30/08	KMT	1.00			
Vanadium	ug/L	ND	10/30/08	KMT	25.0			
Zinc	ug/L	ND	10/30/08	KMT	100			

Analytical Method:
SW846 6020
SAMPLES ARE ANALYZED BY ICP/MS

RL = Reporting Limit

ND = Not Detected at or above the Reporting Limit

NM = Not Measured

SPEC LIMIT = a client specified recommended or regulatory level for comparison with data to determine PASS (P) or FAIL (F) condition of results.

* = See end of report for comments and notes applying to this sample

‡ = See attached chain-of-custody record for time sampled

con-test ANALYTICAL LABORATORY

39 Spruce Street ° East Longmeadow, MA 01028 ° FAX 413/525-6405 ° TEL. 413/525-2332

SARAH PERHALA
METCALF & EDDY - WALLINGFORD
860 N. MAIN STREET EXTENSION
WALLINGFORD, CT 06492

11/4/2008

Purchase Order No.:

Project Location: SKINNER STREET, EAST HAMPTON
Date Received: 10/27/2008
LIMS-BAT #: LIMT-20895
Job Number: 60049287.02

Field Sample # : HA 3 3-4FT

Sample ID : 08B43574 ‡Sampled : 10/27/2008
Not Specified

Sample Matrix: SOIL

	Units	Results	Date Analyzed	Analyst	RL	SPEC Limit Lo	SPEC Limit Hi	P/ F
PCB 1016	mg/kg dry wt	ND	11/01/08	JAM	0.119			
PCB-1221	mg/kg dry wt	ND	11/01/08	JAM	0.119			
PCB-1232	mg/kg dry wt	ND	11/01/08	JAM	0.119			
PCB-1242	mg/kg dry wt	ND	11/01/08	JAM	0.119			
PCB-1248	mg/kg dry wt	ND	11/01/08	JAM	0.119			
PCB-1254	mg/kg dry wt	ND	11/01/08	JAM	0.119			
PCB-1260	mg/kg dry wt	ND	11/01/08	JAM	0.119			
PCB 1262	mg/kg dry wt	ND	11/01/08	JAM	0.119			
PCB 1268	mg/kg dry wt	ND	11/01/08	JAM	0.119			
Extraction Date PCBs		10/29/2008	11/01/08	JAM				

Field Sample # : HA 4 1-2FT

Sample ID : 08B43576 ‡Sampled : 10/27/2008
Not Specified

Sample Matrix: SOIL

	Units	Results	Date Analyzed	Analyst	RL	SPEC Limit Lo	SPEC Limit Hi	P/ F
PCB 1016	mg/kg dry wt	ND	11/01/08	JAM	0.129			
PCB-1221	mg/kg dry wt	ND	11/01/08	JAM	0.129			
PCB-1232	mg/kg dry wt	ND	11/01/08	JAM	0.129			
PCB-1242	mg/kg dry wt	ND	11/01/08	JAM	0.129			
PCB-1248	mg/kg dry wt	ND	11/01/08	JAM	0.129			
PCB-1254	mg/kg dry wt	ND	11/01/08	JAM	0.129			
PCB-1260	mg/kg dry wt	ND	11/01/08	JAM	0.129			
PCB 1262	mg/kg dry wt	ND	11/01/08	JAM	0.129			
PCB 1268	mg/kg dry wt	ND	11/01/08	JAM	0.129			
Extraction Date PCBs		10/29/2008	11/01/08	JAM				

RL = Reporting Limit

ND = Not Detected at or above the Reporting Limit

NM = Not Measured

SPEC LIMIT = a client specified recommended or regulatory level for comparison with data to determine PASS (P) or FAIL (F) condition of results.

* = See end of report for comments and notes applying to this sample

‡ = See attached chain-of-custody record for time sampled

con-test ANALYTICAL LABORATORY

39 Spruce Street ° East Longmeadow, MA 01028 ° FAX 413/525-6405 ° TEL. 413/525-2332

SARAH PERHALA
METCALF & EDDY - WALLINGFORD
860 N. MAIN STREET EXTENSION
WALLINGFORD, CT 06492

11/4/2008

Purchase Order No.:

Project Location: SKINNER STREET, EAST HAMPTON
Date Received: 10/27/2008
LIMS-BAT #: LIMT-20895
Job Number: 60049287.02

Field Sample # : SS 3 0-6IN

Sample ID : 08B43572 ‡Sampled : 10/27/2008
Not Specified

Sample Matrix: SOIL

	Units	Results	Date Analyzed	Analyst	RL	SPEC Limit Lo	SPEC Limit Hi	P/ F
PCB 1016	mg/kg dry wt	ND	11/01/08	JAM	0.122			
PCB-1221	mg/kg dry wt	ND	11/01/08	JAM	0.122			
PCB-1232	mg/kg dry wt	ND	11/01/08	JAM	0.122			
PCB-1242	mg/kg dry wt	ND	11/01/08	JAM	0.122			
PCB-1248	mg/kg dry wt	ND	11/01/08	JAM	0.122			
PCB-1254	mg/kg dry wt	ND	11/01/08	JAM	0.122			
PCB-1260	mg/kg dry wt	ND	11/01/08	JAM	0.122			
PCB 1262	mg/kg dry wt	ND	11/01/08	JAM	0.122			
PCB 1268	mg/kg dry wt	ND	11/01/08	JAM	0.122			
Extraction Date PCBs		10/29/2008	11/01/08	JAM				

Field Sample # : VOID SEDIMENT

Sample ID : 08B43593 ‡Sampled : 10/27/2008
Not Specified

Sample Matrix: SOIL

	Units	Results	Date Analyzed	Analyst	RL	SPEC Limit Lo	SPEC Limit Hi	P/ F
PCB 1016	mg/kg dry wt	ND	11/01/08	JAM	2.12			
PCB-1221	mg/kg dry wt	ND	11/01/08	JAM	2.12			
PCB-1232	mg/kg dry wt	ND	11/01/08	JAM	2.12			
PCB-1242	mg/kg dry wt	ND	11/01/08	JAM	2.12			
PCB-1248	mg/kg dry wt	ND	11/01/08	JAM	2.12			
PCB-1254	mg/kg dry wt	ND	11/01/08	JAM	2.12			
PCB-1260	mg/kg dry wt	ND	11/01/08	JAM	2.12			
PCB 1262	mg/kg dry wt	ND	11/01/08	JAM	2.12			
PCB 1268	mg/kg dry wt	ND	11/01/08	JAM	2.12			
Extraction Date PCBs		10/29/2008	11/01/08	JAM				

RL = Reporting Limit

ND = Not Detected at or above the Reporting Limit

NM = Not Measured

SPEC LIMIT = a client specified recommended or regulatory level for comparison with data to determine PASS (P) or FAIL (F) condition of results.

* = See end of report for comments and notes applying to this sample

‡ = See attached chain-of-custody record for time sampled

con-test ANALYTICAL LABORATORY

39 Spruce Street ° East Longmeadow, MA 01028 ° FAX 413/525-6405 ° TEL. 413/525-2332

SARAH PERHALA
METCALF & EDDY - WALLINGFORD
860 N. MAIN STREET EXTENSION
WALLINGFORD, CT 06492

Purchase Order No.:

11/4/2008

Project Location: SKINNER STREET, EAST HAMPTON
Date Received: 10/27/2008

LIMS-BAT #: LIMT-20895
Job Number: 60049287.02

Analytical Method:
SW846 8081/8082
SAMPLES ARE EXTRACTED BY PRESSURIZED FLUID EXTRACTION (SW846 3545) OR MICROWAVE (SW846 3546), CONCENTRATED, AND ANALYZED BY GAS CHROMATOGRAPHY WITH ELECTRON CAPTURE DETECTION.

RL = Reporting Limit

ND = Not Detected at or above the Reporting Limit

NM = Not Measured

SPEC LIMIT = a client specified recommended or regulatory level for comparison with data to determine PASS (P) or FAIL (F) condition of results.

* = See end of report for comments and notes applying to this sample

‡ = See attached chain-of-custody record for time sampled

con-test ANALYTICAL LABORATORY

39 Spruce Street ° East Longmeadow, MA 01028 ° FAX 413/525-6405 ° TEL. 413/525-2332

SARAH PERHALA
METCALF & EDDY - WALLINGFORD
860 N. MAIN STREET EXTENSION
WALLINGFORD, CT 06492

11/4/2008

Purchase Order No.:

Project Location: SKINNER STREET, EAST HAMPTON
Date Received: 10/27/2008
Field Sample # : EQUIPMENT BLANK

LIMS-BAT #: LIMT-20895
Job Number: 60049287.02

Sample ID : 08B43711 ‡Sampled : 10/28/2008
Not Specified

Sample Matrix: WATER OTHER

	Units	Results	Date Analyzed	Analyst	RL	SPEC Limit Lo	SPEC Limit Hi	P/ F
PCB 1016	ug/l	ND	10/31/08	JAM	0.20			
PCB-1221	ug/l	ND	10/31/08	JAM	0.20			
PCB-1232	ug/l	ND	10/31/08	JAM	0.20			
PCB-1242	ug/l	ND	10/31/08	JAM	0.20			
PCB-1248	ug/l	ND	10/31/08	JAM	0.20			
PCB-1254	ug/l	ND	10/31/08	JAM	0.20			
PCB-1260	ug/l	ND	10/31/08	JAM	0.20			
PCB 1262	ug/l	ND	10/31/08	JAM	0.20			
PCB 1268	ug/l	ND	10/31/08	JAM	0.20			
Extraction Date 608/8081/8082		10/29/2008	10/31/08	JAM				

Analytical Method:
SW846 8082
SAMPLES ARE EXTRACTED INTO METHYLENE CHLORIDE BY LIQUID/LIQUID EXTRACTION METHOD SW846 3510C, SOLVENT EXCHANGED WITH HEXANE, CONCENTRATED BY KUDERNA-DANISH OR TURBOVAP EVAPORATIVE METHODS, AND ANALYZED BY GAS CHROMATOGRAPHY WITH ELECTRON CAPTURE DETECTION.

RL = Reporting Limit
ND = Not Detected at or above the Reporting Limit
NM = Not Measured
* = See end of report for comments and notes applying to this sample
‡ = See attached chain-of-custody record for time sampled

SPEC LIMIT = a client specified recommended or regulatory level for comparison with data to determine PASS (P) or FAIL (F) condition of results.

con-test ANALYTICAL LABORATORY

39 Spruce Street ° East Longmeadow, MA 01028 ° FAX 413/525-6405 ° TEL. 413/525-2332

SARAH PERHALA
METCALF & EDDY - WALLINGFORD
860 N. MAIN STREET EXTENSION
WALLINGFORD, CT 06492

11/4/2008

Purchase Order No.:

Project Location: SKINNER STREET, EAST HAMPTON
Date Received: 10/27/2008
Field Sample # : HA 1 3-4FT

LIMS-BAT #: LIMT-20895
Job Number: 60049287.02

Sample ID : 08B43569

‡Sampled : 10/27/2008
Not Specified

Sample Matrix: SOIL

	Units	Results	Date Analyzed	Analyst	RL	SPEC Limit Lo	SPEC Limit Hi	P/ F
Acetone	mg/kg dry wt	ND	10/28/08	MFF	0.099			
Acrylonitrile	mg/kg dry wt	ND	10/28/08	MFF	0.006			
tert-Amylmethyl Ether	mg/kg dry wt	ND	10/28/08	MFF	0.001			
Benzene	mg/kg dry wt	ND	10/28/08	MFF	0.002			
Bromobenzene	mg/kg dry wt	ND	10/28/08	MFF	0.002			
Bromochloromethane	mg/kg dry wt	ND	10/28/08	MFF	0.002			
Bromodichloromethane	mg/kg dry wt	ND	10/28/08	MFF	0.002			
Bromoform	mg/kg dry wt	ND	10/28/08	MFF	0.002			
Bromomethane	mg/kg dry wt	ND	10/28/08	MFF	0.010			
2-Butanone (MEK)	mg/kg dry wt	ND	10/28/08	MFF	0.040			
tert-Butyl Alcohol	mg/kg dry wt	ND	10/28/08	MFF	0.040			
n-Butylbenzene	mg/kg dry wt	ND	10/28/08	MFF	0.010			
sec-Butylbenzene	mg/kg dry wt	ND	10/28/08	MFF	0.002			
tert-Butylbenzene	mg/kg dry wt	ND	10/28/08	MFF	0.002			
tert-Butylethyl Ether	mg/kg dry wt	ND	10/28/08	MFF	0.001			
Carbon Disulfide	mg/kg dry wt	ND	10/28/08	MFF	0.006			
Carbon Tetrachloride	mg/kg dry wt	ND	10/28/08	MFF	0.002			
Chlorobenzene	mg/kg dry wt	ND	10/28/08	MFF	0.002			
Chlorodibromomethane	mg/kg dry wt	ND	10/28/08	MFF	0.001			
Chloroethane	mg/kg dry wt	ND	10/28/08	MFF	0.020			
Chloroform	mg/kg dry wt	ND	10/28/08	MFF	0.004			
Chloromethane	mg/kg dry wt	ND	10/28/08	MFF	0.010			
2-Chlorotoluene	mg/kg dry wt	ND	10/28/08	MFF	0.002			
4-Chlorotoluene	mg/kg dry wt	ND	10/28/08	MFF	0.002			
1,2-Dibromo-3-Chloropropane	mg/kg dry wt	ND	10/28/08	MFF	0.002			
1,2-Dibromoethane	mg/kg dry wt	ND	10/28/08	MFF	0.001			
Dibromomethane	mg/kg dry wt	ND	10/28/08	MFF	0.002			
1,2-Dichlorobenzene	mg/kg dry wt	ND	10/28/08	MFF	0.002			
1,3-Dichlorobenzene	mg/kg dry wt	ND	10/28/08	MFF	0.002			

RL = Reporting Limit

ND = Not Detected at or above the Reporting Limit

NM = Not Measured

SPEC LIMIT = a client specified recommended or regulatory level for comparison with data to determine PASS (P) or FAIL (F) condition of results.

* = See end of report for comments and notes applying to this sample

‡ = See attached chain-of-custody record for time sampled

con-test ANALYTICAL LABORATORY

39 Spruce Street ° East Longmeadow, MA 01028 ° FAX 413/525-6405 ° TEL. 413/525-2332

SARAH PERHALA
METCALF & EDDY - WALLINGFORD
860 N. MAIN STREET EXTENSION
WALLINGFORD, CT 06492

11/4/2008

Purchase Order No.:

Project Location: SKINNER STREET, EAST HAMPTON
Date Received: 10/27/2008
Field Sample # : HA 1 3-4FT

LIMS-BAT #: LIMT-20895
Job Number: 60049287.02

Sample ID : 08B43569

‡Sampled : 10/27/2008
Not Specified

Sample Matrix: SOIL

	Units	Results	Date Analyzed	Analyst	RL	SPEC Limit Lo	SPEC Limit Hi	P/ F
1,4-Dichlorobenzene	mg/kg dry wt	ND	10/28/08	MFF	0.002			
trans-1,4-Dichloro-2-Butene	mg/kg dry wt	ND	10/28/08	MFF	0.004			
Dichlorodifluoromethane	mg/kg dry wt	ND	10/28/08	MFF	0.020			
1,1-Dichloroethane	mg/kg dry wt	ND	10/28/08	MFF	0.002			
1,2-Dichloroethane	mg/kg dry wt	ND	10/28/08	MFF	0.002			
1,1-Dichloroethylene	mg/kg dry wt	ND	10/28/08	MFF	0.004			
cis-1,2-Dichloroethylene	mg/kg dry wt	ND	10/28/08	MFF	0.002			
trans-1,2-Dichloroethylene	mg/kg dry wt	ND	10/28/08	MFF	0.002			
1,2-Dichloropropane	mg/kg dry wt	ND	10/28/08	MFF	0.002			
1,3-Dichloropropane	mg/kg dry wt	ND	10/28/08	MFF	0.001			
2,2-Dichloropropane	mg/kg dry wt	ND	10/28/08	MFF	0.002			
1,1-Dichloropropene	mg/kg dry wt	ND	10/28/08	MFF	0.002			
cis-1,3-Dichloropropene	mg/kg dry wt	ND	10/28/08	MFF	0.001			
trans-1,3-Dichloropropene	mg/kg dry wt	ND	10/28/08	MFF	0.001			
Diethyl Ether	mg/kg dry wt	ND	10/28/08	MFF	0.020			
Diisopropyl Ether	mg/kg dry wt	ND	10/28/08	MFF	0.001			
1,4-Dioxane	mg/kg dry wt	ND	10/28/08	MFF	0.099			
Ethyl Benzene	mg/kg dry wt	ND	10/28/08	MFF	0.002			
Hexachlorobutadiene	mg/kg dry wt	ND	10/28/08	MFF	0.002			
2-Hexanone	mg/kg dry wt	ND	10/28/08	MFF	0.020			
Isopropylbenzene	mg/kg dry wt	ND	10/28/08	MFF	0.002			
p-Isopropyltoluene	mg/kg dry wt	ND	10/28/08	MFF	0.002			
MTBE	mg/kg dry wt	ND	10/28/08	MFF	0.004			
Methylene Chloride	mg/kg dry wt	ND	10/28/08	MFF	0.020			
MIBK	mg/kg dry wt	ND	10/28/08	MFF	0.020			
Naphthalene	mg/kg dry wt	ND	10/28/08	MFF	0.010			
n-Propylbenzene	mg/kg dry wt	ND	10/28/08	MFF	0.002			
Styrene	mg/kg dry wt	ND	10/28/08	MFF	0.002			
1,1,1,2-Tetrachloroethane	mg/kg dry wt	ND	10/28/08	MFF	0.002			

RL = Reporting Limit

ND = Not Detected at or above the Reporting Limit

NM = Not Measured

SPEC LIMIT = a client specified recommended or regulatory level for comparison with data to determine PASS (P) or FAIL (F) condition of results.

* = See end of report for comments and notes applying to this sample

‡ = See attached chain-of-custody record for time sampled

con-test ANALYTICAL LABORATORY

39 Spruce Street ° East Longmeadow, MA 01028 ° FAX 413/525-6405 ° TEL. 413/525-2332

SARAH PERHALA
METCALF & EDDY - WALLINGFORD
860 N. MAIN STREET EXTENSION
WALLINGFORD, CT 06492

11/4/2008

Purchase Order No.:

Project Location: SKINNER STREET, EAST HAMPTON
Date Received: 10/27/2008
Field Sample # : HA 1 3-4FT

LIMS-BAT #: LIMT-20895
Job Number: 60049287.02

Sample ID : 08B43569 ‡Sampled : 10/27/2008
Not Specified

Sample Matrix: SOIL

	Units	Results	Date Analyzed	Analyst	RL	SPEC Limit Lo	SPEC Limit Hi	P/ F
1,1,2,2-Tetrachloroethane	mg/kg dry wt	ND	10/28/08	MFF	0.001			
Tetrachloroethylene	mg/kg dry wt	ND	10/28/08	MFF	0.002			
Tetrahydrofuran	mg/kg dry wt	ND	10/28/08	MFF	0.010			
Toluene	mg/kg dry wt	ND	10/28/08	MFF	0.002			
1,2,3-Trichlorobenzene	mg/kg dry wt	ND	10/28/08	MFF	0.010			
1,2,4-Trichlorobenzene	mg/kg dry wt	ND	10/28/08	MFF	0.010			
1,1,1-Trichloroethane	mg/kg dry wt	ND	10/28/08	MFF	0.002			
1,1,2-Trichloroethane	mg/kg dry wt	ND	10/28/08	MFF	0.002			
Trichloroethylene	mg/kg dry wt	ND	10/28/08	MFF	0.002			
Trichlorofluoromethane	mg/kg dry wt	ND	10/28/08	MFF	0.010			
1,2,3-Trichloropropane	mg/kg dry wt	ND	10/28/08	MFF	0.002			
1,1,2-Trichloro-1,2,2-Trifluoroethane	mg/kg dry wt	ND	10/28/08	MFF	0.010			
1,2,4-Trimethylbenzene	mg/kg dry wt	ND	10/28/08	MFF	0.002			
1,3,5-Trimethylbenzene	mg/kg dry wt	ND	10/28/08	MFF	0.002			
Vinyl Chloride	mg/kg dry wt	ND	10/28/08	MFF	0.010			
m + p Xylene	mg/kg dry wt	ND	10/28/08	MFF	0.004			
o-Xylene	mg/kg dry wt	ND	10/28/08	MFF	0.002			

Analytical Method:
SW846 8260
SAMPLES ARE CONCENTRATED BY PURGE & TRAP, FOLLOWED BY GC/MS TARGET COMPOUND ANALYSIS. REPORTED RESULTS AND REPORTING LIMITS FOR 1,4-DIOXANE AND TERT-BUTYLALCOHOL ARE ESTIMATED SINCE RESPONSE FACTORS FOR THESE COMPOUNDS ARE BELOW METHOD SPECIFICATIONS.

RL = Reporting Limit

ND = Not Detected at or above the Reporting Limit

NM = Not Measured

SPEC LIMIT = a client specified recommended or regulatory level for comparison with data to determine PASS (P) or FAIL (F) condition of results.

* = See end of report for comments and notes applying to this sample

‡ = See attached chain-of-custody record for time sampled

con-test ANALYTICAL LABORATORY

39 Spruce Street ° East Longmeadow, MA 01028 ° FAX 413/525-6405 ° TEL. 413/525-2332

SARAH PERHALA
METCALF & EDDY - WALLINGFORD
860 N. MAIN STREET EXTENSION
WALLINGFORD, CT 06492

Purchase Order No.:

11/4/2008

Project Location: SKINNER STREET, EAST HAMPTON
Date Received: 10/27/2008
Field Sample # : HA 2 2.5-3.5FT

LIMS-BAT #: LIMT-20895
Job Number: 60049287.02

Sample ID : 08B43571 ‡Sampled : 10/27/2008
Not Specified

Sample Matrix: SOIL

	Units	Results	Date Analyzed	Analyst	RL	SPEC Limit Lo	SPEC Limit Hi	P/ F
Acetone	mg/kg dry wt	ND	10/28/08	MFF	0.091			
Acrylonitrile	mg/kg dry wt	ND	10/28/08	MFF	0.006			
tert-Amylmethyl Ether	mg/kg dry wt	ND	10/28/08	MFF	0.001			
Benzene	mg/kg dry wt	ND	10/28/08	MFF	0.002			
Bromobenzene	mg/kg dry wt	ND	10/28/08	MFF	0.002			
Bromochloromethane	mg/kg dry wt	ND	10/28/08	MFF	0.002			
Bromodichloromethane	mg/kg dry wt	ND	10/28/08	MFF	0.002			
Bromoform	mg/kg dry wt	ND	10/28/08	MFF	0.002			
Bromomethane	mg/kg dry wt	ND	10/28/08	MFF	0.010			
2-Butanone (MEK)	mg/kg dry wt	ND	10/28/08	MFF	0.037			
tert-Butyl Alcohol	mg/kg dry wt	ND	10/28/08	MFF	0.037			
n-Butylbenzene	mg/kg dry wt	ND	10/28/08	MFF	0.010			
sec-Butylbenzene	mg/kg dry wt	ND	10/28/08	MFF	0.002			
tert-Butylbenzene	mg/kg dry wt	ND	10/28/08	MFF	0.002			
tert-Butylethyl Ether	mg/kg dry wt	ND	10/28/08	MFF	0.001			
Carbon Disulfide	mg/kg dry wt	ND	10/28/08	MFF	0.006			
Carbon Tetrachloride	mg/kg dry wt	ND	10/28/08	MFF	0.002			
Chlorobenzene	mg/kg dry wt	ND	10/28/08	MFF	0.002			
Chlorodibromomethane	mg/kg dry wt	ND	10/28/08	MFF	0.001			
Chloroethane	mg/kg dry wt	ND	10/28/08	MFF	0.019			
Chloroform	mg/kg dry wt	ND	10/28/08	MFF	0.004			
Chloromethane	mg/kg dry wt	ND	10/28/08	MFF	0.010			
2-Chlorotoluene	mg/kg dry wt	ND	10/28/08	MFF	0.002			
4-Chlorotoluene	mg/kg dry wt	ND	10/28/08	MFF	0.002			
1,2-Dibromo-3-Chloropropane	mg/kg dry wt	ND	10/28/08	MFF	0.002			
1,2-Dibromoethane	mg/kg dry wt	ND	10/28/08	MFF	0.001			
Dibromomethane	mg/kg dry wt	ND	10/28/08	MFF	0.002			
1,2-Dichlorobenzene	mg/kg dry wt	ND	10/28/08	MFF	0.002			
1,3-Dichlorobenzene	mg/kg dry wt	ND	10/28/08	MFF	0.002			

RL = Reporting Limit

ND = Not Detected at or above the Reporting Limit

NM = Not Measured

SPEC LIMIT = a client specified recommended or regulatory level for comparison with data to determine PASS (P) or FAIL (F) condition of results.

* = See end of report for comments and notes applying to this sample

‡ = See attached chain-of-custody record for time sampled

con-test ANALYTICAL LABORATORY

39 Spruce Street ° East Longmeadow, MA 01028 ° FAX 413/525-6405 ° TEL. 413/525-2332

SARAH PERHALA
METCALF & EDDY - WALLINGFORD
860 N. MAIN STREET EXTENSION
WALLINGFORD, CT 06492

11/4/2008

Purchase Order No.:

Project Location: SKINNER STREET, EAST HAMPTON
Date Received: 10/27/2008
Field Sample # : HA 2 2.5-3.5FT

LIMS-BAT #: LIMT-20895
Job Number: 60049287.02

Sample ID : 08B43571

‡Sampled : 10/27/2008
Not Specified

Sample Matrix: SOIL

	Units	Results	Date Analyzed	Analyst	RL	SPEC Limit Lo	SPEC Limit Hi	P/ F
1,4-Dichlorobenzene	mg/kg dry wt	ND	10/28/08	MFF	0.002			
trans-1,4-Dichloro-2-Butene	mg/kg dry wt	ND	10/28/08	MFF	0.004			
Dichlorodifluoromethane	mg/kg dry wt	ND	10/28/08	MFF	0.019			
1,1-Dichloroethane	mg/kg dry wt	ND	10/28/08	MFF	0.002			
1,2-Dichloroethane	mg/kg dry wt	ND	10/28/08	MFF	0.002			
1,1-Dichloroethylene	mg/kg dry wt	ND	10/28/08	MFF	0.004			
cis-1,2-Dichloroethylene	mg/kg dry wt	ND	10/28/08	MFF	0.002			
trans-1,2-Dichloroethylene	mg/kg dry wt	ND	10/28/08	MFF	0.002			
1,2-Dichloropropane	mg/kg dry wt	ND	10/28/08	MFF	0.002			
1,3-Dichloropropane	mg/kg dry wt	ND	10/28/08	MFF	0.001			
2,2-Dichloropropane	mg/kg dry wt	ND	10/28/08	MFF	0.002			
1,1-Dichloropropene	mg/kg dry wt	ND	10/28/08	MFF	0.002			
cis-1,3-Dichloropropene	mg/kg dry wt	ND	10/28/08	MFF	0.001			
trans-1,3-Dichloropropene	mg/kg dry wt	ND	10/28/08	MFF	0.001			
Diethyl Ether	mg/kg dry wt	ND	10/28/08	MFF	0.019			
Diisopropyl Ether	mg/kg dry wt	ND	10/28/08	MFF	0.001			
1,4-Dioxane	mg/kg dry wt	ND	10/28/08	MFF	0.091			
Ethyl Benzene	mg/kg dry wt	ND	10/28/08	MFF	0.002			
Hexachlorobutadiene	mg/kg dry wt	ND	10/28/08	MFF	0.002			
2-Hexanone	mg/kg dry wt	ND	10/28/08	MFF	0.019			
Isopropylbenzene	mg/kg dry wt	ND	10/28/08	MFF	0.002			
p-Isopropyltoluene	mg/kg dry wt	ND	10/28/08	MFF	0.002			
MTBE	mg/kg dry wt	ND	10/28/08	MFF	0.004			
Methylene Chloride	mg/kg dry wt	ND	10/28/08	MFF	0.019			
MIBK	mg/kg dry wt	ND	10/28/08	MFF	0.019			
Naphthalene	mg/kg dry wt	ND	10/28/08	MFF	0.010			
n-Propylbenzene	mg/kg dry wt	ND	10/28/08	MFF	0.002			
Styrene	mg/kg dry wt	ND	10/28/08	MFF	0.002			
1,1,1,2-Tetrachloroethane	mg/kg dry wt	ND	10/28/08	MFF	0.002			

RL = Reporting Limit

ND = Not Detected at or above the Reporting Limit

NM = Not Measured

SPEC LIMIT = a client specified recommended or regulatory level for comparison with data to determine PASS (P) or FAIL (F) condition of results.

* = See end of report for comments and notes applying to this sample

‡ = See attached chain-of-custody record for time sampled

con-test® ANALYTICAL LABORATORY

39 Spruce Street ° East Longmeadow, MA 01028 ° FAX 413/525-6405 ° TEL. 413/525-2332

SARAH PERHALA
METCALF & EDDY - WALLINGFORD
860 N. MAIN STREET EXTENSION
WALLINGFORD, CT 06492

11/4/2008

Purchase Order No.:

Project Location: SKINNER STREET, EAST HAMPTON
Date Received: 10/27/2008
Field Sample # : HA 2 2.5-3.5FT

LIMS-BAT #: LIMT-20895
Job Number: 60049287.02

Sample ID : 08B43571 ‡Sampled : 10/27/2008
Not Specified

Sample Matrix: SOIL

	Units	Results	Date Analyzed	Analyst	RL	SPEC Limit Lo	SPEC Limit Hi	P/ F
1,1,2,2-Tetrachloroethane	mg/kg dry wt	ND	10/28/08	MFF	0.001			
Tetrachloroethylene	mg/kg dry wt	ND	10/28/08	MFF	0.002			
Tetrahydrofuran	mg/kg dry wt	ND	10/28/08	MFF	0.010			
Toluene	mg/kg dry wt	ND	10/28/08	MFF	0.002			
1,2,3-Trichlorobenzene	mg/kg dry wt	ND	10/28/08	MFF	0.010			
1,2,4-Trichlorobenzene	mg/kg dry wt	ND	10/28/08	MFF	0.010			
1,1,1-Trichloroethane	mg/kg dry wt	ND	10/28/08	MFF	0.002			
1,1,2-Trichloroethane	mg/kg dry wt	ND	10/28/08	MFF	0.002			
Trichloroethylene	mg/kg dry wt	ND	10/28/08	MFF	0.002			
Trichlorofluoromethane	mg/kg dry wt	ND	10/28/08	MFF	0.010			
1,2,3-Trichloropropane	mg/kg dry wt	ND	10/28/08	MFF	0.002			
1,1,2-Trichloro-1,2,2-Trifluoroethane	mg/kg dry wt	ND	10/28/08	MFF	0.010			
1,2,4-Trimethylbenzene	mg/kg dry wt	ND	10/28/08	MFF	0.002			
1,3,5-Trimethylbenzene	mg/kg dry wt	ND	10/28/08	MFF	0.002			
Vinyl Chloride	mg/kg dry wt	ND	10/28/08	MFF	0.010			
m + p Xylene	mg/kg dry wt	ND	10/28/08	MFF	0.004			
o-Xylene	mg/kg dry wt	ND	10/28/08	MFF	0.002			

Analytical Method:
SW846 8260
SAMPLES ARE CONCENTRATED BY PURGE & TRAP, FOLLOWED BY GC/MS TARGET COMPOUND ANALYSIS. REPORTED RESULTS AND REPORTING LIMITS FOR 1,4-DIOXANE AND TERT-BUTYLALCOHOL ARE ESTIMATED SINCE RESPONSE FACTORS FOR THESE COMPOUNDS ARE BELOW METHOD SPECIFICATIONS.

RL = Reporting Limit

ND = Not Detected at or above the Reporting Limit

NM = Not Measured

SPEC LIMIT = a client specified recommended or regulatory level for comparison with data to determine PASS (P) or FAIL (F) condition of results.

* = See end of report for comments and notes applying to this sample

‡ = See attached chain-of-custody record for time sampled

con-test ANALYTICAL LABORATORY

39 Spruce Street ° East Longmeadow, MA 01028 ° FAX 413/525-6405 ° TEL. 413/525-2332

SARAH PERHALA
METCALF & EDDY - WALLINGFORD
860 N. MAIN STREET EXTENSION
WALLINGFORD, CT 06492

11/4/2008

Purchase Order No.:

Project Location: SKINNER STREET, EAST HAMPTON
Date Received: 10/27/2008
Field Sample # : HA 3 3-4FT

LIMS-BAT #: LIMT-20895
Job Number: 60049287.02

Sample ID : 08B43574

‡Sampled : 10/27/2008
Not Specified

Sample Matrix: SOIL

	Units	Results	Date Analyzed	Analyst	RL	SPEC Limit Lo	SPEC Limit Hi	P/ F
Acetone	mg/kg dry wt	ND	10/28/08	MFF	0.11			
Acrylonitrile	mg/kg dry wt	ND	10/28/08	MFF	0.007			
tert-Amylmethyl Ether	mg/kg dry wt	ND	10/28/08	MFF	0.002			
Benzene	mg/kg dry wt	ND	10/28/08	MFF	0.003			
Bromobenzene	mg/kg dry wt	ND	10/28/08	MFF	0.003			
Bromochloromethane	mg/kg dry wt	ND	10/28/08	MFF	0.003			
Bromodichloromethane	mg/kg dry wt	ND	10/28/08	MFF	0.003			
Bromoform	mg/kg dry wt	ND	10/28/08	MFF	0.003			
Bromomethane	mg/kg dry wt	ND	10/28/08	MFF	0.011			
2-Butanone (MEK)	mg/kg dry wt	ND	10/28/08	MFF	0.041			
tert-Butyl Alcohol	mg/kg dry wt	ND	10/28/08	MFF	0.041			
n-Butylbenzene	mg/kg dry wt	ND	10/28/08	MFF	0.011			
sec-Butylbenzene	mg/kg dry wt	ND	10/28/08	MFF	0.003			
tert-Butylbenzene	mg/kg dry wt	ND	10/28/08	MFF	0.003			
tert-Butylethyl Ether	mg/kg dry wt	ND	10/28/08	MFF	0.002			
Carbon Disulfide	mg/kg dry wt	ND	10/28/08	MFF	0.007			
Carbon Tetrachloride	mg/kg dry wt	ND	10/28/08	MFF	0.003			
Chlorobenzene	mg/kg dry wt	ND	10/28/08	MFF	0.003			
Chlorodibromomethane	mg/kg dry wt	ND	10/28/08	MFF	0.002			
Chloroethane	mg/kg dry wt	ND	10/28/08	MFF	0.021			
Chloroform	mg/kg dry wt	ND	10/28/08	MFF	0.005			
Chloromethane	mg/kg dry wt	ND	10/28/08	MFF	0.011			
2-Chlorotoluene	mg/kg dry wt	ND	10/28/08	MFF	0.003			
4-Chlorotoluene	mg/kg dry wt	ND	10/28/08	MFF	0.003			
1,2-Dibromo-3-Chloropropane	mg/kg dry wt	ND	10/28/08	MFF	0.003			
1,2-Dibromoethane	mg/kg dry wt	ND	10/28/08	MFF	0.002			
Dibromomethane	mg/kg dry wt	ND	10/28/08	MFF	0.003			
1,2-Dichlorobenzene	mg/kg dry wt	ND	10/28/08	MFF	0.003			
1,3-Dichlorobenzene	mg/kg dry wt	ND	10/28/08	MFF	0.003			

RL = Reporting Limit

ND = Not Detected at or above the Reporting Limit

NM = Not Measured

SPEC LIMIT = a client specified recommended or regulatory level for comparison with data to determine PASS (P) or FAIL (F) condition of results.

* = See end of report for comments and notes applying to this sample

‡ = See attached chain-of-custody record for time sampled

con-test ANALYTICAL LABORATORY

39 Spruce Street ° East Longmeadow, MA 01028 ° FAX 413/525-6405 ° TEL. 413/525-2332

SARAH PERHALA
METCALF & EDDY - WALLINGFORD
860 N. MAIN STREET EXTENSION
WALLINGFORD, CT 06492

11/4/2008

Purchase Order No.:

Project Location: SKINNER STREET, EAST HAMPTON
Date Received: 10/27/2008
Field Sample # : HA 3 3-4FT

LIMS-BAT #: LIMT-20895
Job Number: 60049287.02

Sample ID : 08B43574

‡Sampled : 10/27/2008
Not Specified

Sample Matrix: SOIL

	Units	Results	Date Analyzed	Analyst	RL	SPEC Limit Lo	SPEC Limit Hi	P/ F
1,4-Dichlorobenzene	mg/kg dry wt	ND	10/28/08	MFF	0.003			
trans-1,4-Dichloro-2-Butene	mg/kg dry wt	ND	10/28/08	MFF	0.005			
Dichlorodifluoromethane	mg/kg dry wt	ND	10/28/08	MFF	0.021			
1,1-Dichloroethane	mg/kg dry wt	ND	10/28/08	MFF	0.003			
1,2-Dichloroethane	mg/kg dry wt	ND	10/28/08	MFF	0.003			
1,1-Dichloroethylene	mg/kg dry wt	ND	10/28/08	MFF	0.005			
cis-1,2-Dichloroethylene	mg/kg dry wt	ND	10/28/08	MFF	0.003			
trans-1,2-Dichloroethylene	mg/kg dry wt	ND	10/28/08	MFF	0.003			
1,2-Dichloropropane	mg/kg dry wt	ND	10/28/08	MFF	0.003			
1,3-Dichloropropane	mg/kg dry wt	ND	10/28/08	MFF	0.002			
2,2-Dichloropropane	mg/kg dry wt	ND	10/28/08	MFF	0.003			
1,1-Dichloropropene	mg/kg dry wt	ND	10/28/08	MFF	0.003			
cis-1,3-Dichloropropene	mg/kg dry wt	ND	10/28/08	MFF	0.002			
trans-1,3-Dichloropropene	mg/kg dry wt	ND	10/28/08	MFF	0.002			
Diethyl Ether	mg/kg dry wt	ND	10/28/08	MFF	0.021			
Diisopropyl Ether	mg/kg dry wt	ND	10/28/08	MFF	0.002			
1,4-Dioxane	mg/kg dry wt	ND	10/28/08	MFF	0.11			
Ethyl Benzene	mg/kg dry wt	ND	10/28/08	MFF	0.003			
Hexachlorobutadiene	mg/kg dry wt	ND	10/28/08	MFF	0.003			
2-Hexanone	mg/kg dry wt	ND	10/28/08	MFF	0.021			
Isopropylbenzene	mg/kg dry wt	ND	10/28/08	MFF	0.003			
p-Isopropyltoluene	mg/kg dry wt	ND	10/28/08	MFF	0.003			
MTBE	mg/kg dry wt	ND	10/28/08	MFF	0.005			
Methylene Chloride	mg/kg dry wt	ND	10/28/08	MFF	0.021			
MIBK	mg/kg dry wt	ND	10/28/08	MFF	0.021			
Naphthalene	mg/kg dry wt	ND	10/28/08	MFF	0.011			
n-Propylbenzene	mg/kg dry wt	ND	10/28/08	MFF	0.003			
Styrene	mg/kg dry wt	ND	10/28/08	MFF	0.003			
1,1,1,2-Tetrachloroethane	mg/kg dry wt	ND	10/28/08	MFF	0.003			

RL = Reporting Limit

ND = Not Detected at or above the Reporting Limit

NM = Not Measured

SPEC LIMIT = a client specified recommended or regulatory level for comparison with data to determine PASS (P) or FAIL (F) condition of results.

* = See end of report for comments and notes applying to this sample

‡ = See attached chain-of-custody record for time sampled

con-test ANALYTICAL LABORATORY

39 Spruce Street ° East Longmeadow, MA 01028 ° FAX 413/525-6405 ° TEL. 413/525-2332

SARAH PERHALA
METCALF & EDDY - WALLINGFORD
860 N. MAIN STREET EXTENSION
WALLINGFORD, CT 06492

11/4/2008

Purchase Order No.:

Project Location: SKINNER STREET, EAST HAMPTON
Date Received: 10/27/2008
Field Sample # : HA 3 3-4FT

LIMS-BAT #: LIMT-20895
Job Number: 60049287.02

Sample ID : 08B43574 ‡Sampled : 10/27/2008
Not Specified

Sample Matrix: SOIL

	Units	Results	Date Analyzed	Analyst	RL	SPEC Limit Lo	SPEC Limit Hi	P/ F
1,1,2,2-Tetrachloroethane	mg/kg dry wt	ND	10/28/08	MFF	0.002			
Tetrachloroethylene	mg/kg dry wt	ND	10/28/08	MFF	0.003			
Tetrahydrofuran	mg/kg dry wt	ND	10/28/08	MFF	0.011			
Toluene	mg/kg dry wt	ND	10/28/08	MFF	0.003			
1,2,3-Trichlorobenzene	mg/kg dry wt	ND	10/28/08	MFF	0.011			
1,2,4-Trichlorobenzene	mg/kg dry wt	ND	10/28/08	MFF	0.011			
1,1,1-Trichloroethane	mg/kg dry wt	ND	10/28/08	MFF	0.003			
1,1,2-Trichloroethane	mg/kg dry wt	ND	10/28/08	MFF	0.003			
Trichloroethylene	mg/kg dry wt	ND	10/28/08	MFF	0.003			
Trichlorofluoromethane	mg/kg dry wt	ND	10/28/08	MFF	0.011			
1,2,3-Trichloropropane	mg/kg dry wt	ND	10/28/08	MFF	0.003			
1,1,2-Trichloro-1,2,2-Trifluoroethane	mg/kg dry wt	ND	10/28/08	MFF	0.011			
1,2,4-Trimethylbenzene	mg/kg dry wt	ND	10/28/08	MFF	0.003			
1,3,5-Trimethylbenzene	mg/kg dry wt	ND	10/28/08	MFF	0.003			
Vinyl Chloride	mg/kg dry wt	ND	10/28/08	MFF	0.011			
m + p Xylene	mg/kg dry wt	ND	10/28/08	MFF	0.005			
o-Xylene	mg/kg dry wt	ND	10/28/08	MFF	0.003			

Analytical Method:
SW846 8260
SAMPLES ARE CONCENTRATED BY PURGE & TRAP, FOLLOWED BY GC/MS TARGET COMPOUND ANALYSIS. REPORTED RESULTS AND REPORTING LIMITS FOR 1,4-DIOXANE AND TERT-BUTYLALCOHOL ARE ESTIMATED SINCE RESPONSE FACTORS FOR THESE COMPOUNDS ARE BELOW METHOD SPECIFICATIONS.

RL = Reporting Limit

ND = Not Detected at or above the Reporting Limit

NM = Not Measured

SPEC LIMIT = a client specified recommended or regulatory level for comparison with data to determine PASS (P) or FAIL (F) condition of results.

* = See end of report for comments and notes applying to this sample

‡ = See attached chain-of-custody record for time sampled

con-test ANALYTICAL LABORATORY

39 Spruce Street ° East Longmeadow, MA 01028 ° FAX 413/525-6405 ° TEL. 413/525-2332

SARAH PERHALA
METCALF & EDDY - WALLINGFORD
860 N. MAIN STREET EXTENSION
WALLINGFORD, CT 06492

11/4/2008

Purchase Order No.:

Project Location: SKINNER STREET, EAST HAMPTON
Date Received: 10/27/2008
Field Sample # : HA 4 1-2FT

LIMS-BAT #: LIMT-20895
Job Number: 60049287.02

Sample ID : 08B43576

‡Sampled : 10/27/2008
Not Specified

Sample Matrix: SOIL

	Units	Results	Date Analyzed	Analyst	RL	SPEC Limit Lo	SPEC Limit Hi	P/ F
Acetone	mg/kg dry wt	ND	10/28/08	MFF	0.11			
Acrylonitrile	mg/kg dry wt	ND	10/28/08	MFF	0.007			
tert-Amylmethyl Ether	mg/kg dry wt	ND	10/28/08	MFF	0.002			
Benzene	mg/kg dry wt	ND	10/28/08	MFF	0.003			
Bromobenzene	mg/kg dry wt	ND	10/28/08	MFF	0.003			
Bromochloromethane	mg/kg dry wt	ND	10/28/08	MFF	0.003			
Bromodichloromethane	mg/kg dry wt	ND	10/28/08	MFF	0.003			
Bromoform	mg/kg dry wt	ND	10/28/08	MFF	0.003			
Bromomethane	mg/kg dry wt	ND	10/28/08	MFF	0.011			
2-Butanone (MEK)	mg/kg dry wt	ND	10/28/08	MFF	0.043			
tert-Butyl Alcohol	mg/kg dry wt	ND	10/28/08	MFF	0.043			
n-Butylbenzene	mg/kg dry wt	ND	10/28/08	MFF	0.011			
sec-Butylbenzene	mg/kg dry wt	ND	10/28/08	MFF	0.003			
tert-Butylbenzene	mg/kg dry wt	ND	10/28/08	MFF	0.003			
tert-Butylethyl Ether	mg/kg dry wt	ND	10/28/08	MFF	0.002			
Carbon Disulfide	mg/kg dry wt	ND	10/28/08	MFF	0.007			
Carbon Tetrachloride	mg/kg dry wt	ND	10/28/08	MFF	0.003			
Chlorobenzene	mg/kg dry wt	ND	10/28/08	MFF	0.003			
Chlorodibromomethane	mg/kg dry wt	ND	10/28/08	MFF	0.002			
Chloroethane	mg/kg dry wt	ND	10/28/08	MFF	0.022			
Chloroform	mg/kg dry wt	ND	10/28/08	MFF	0.005			
Chloromethane	mg/kg dry wt	ND	10/28/08	MFF	0.011			
2-Chlorotoluene	mg/kg dry wt	ND	10/28/08	MFF	0.003			
4-Chlorotoluene	mg/kg dry wt	ND	10/28/08	MFF	0.003			
1,2-Dibromo-3-Chloropropane	mg/kg dry wt	ND	10/28/08	MFF	0.003			
1,2-Dibromoethane	mg/kg dry wt	ND	10/28/08	MFF	0.002			
Dibromomethane	mg/kg dry wt	ND	10/28/08	MFF	0.003			
1,2-Dichlorobenzene	mg/kg dry wt	ND	10/28/08	MFF	0.003			
1,3-Dichlorobenzene	mg/kg dry wt	ND	10/28/08	MFF	0.003			

RL = Reporting Limit

ND = Not Detected at or above the Reporting Limit

NM = Not Measured

SPEC LIMIT = a client specified recommended or regulatory level for comparison with data to determine PASS (P) or FAIL (F) condition of results.

* = See end of report for comments and notes applying to this sample

‡ = See attached chain-of-custody record for time sampled

con-test ANALYTICAL LABORATORY

39 Spruce Street ° East Longmeadow, MA 01028 ° FAX 413/525-6405 ° TEL. 413/525-2332

SARAH PERHALA
METCALF & EDDY - WALLINGFORD
860 N. MAIN STREET EXTENSION
WALLINGFORD, CT 06492

11/4/2008

Purchase Order No.:

Project Location: SKINNER STREET, EAST HAMPTON
Date Received: 10/27/2008
Field Sample # : HA 4 1-2FT

LIMS-BAT #: LIMT-20895
Job Number: 60049287.02

Sample ID : 08B43576

‡Sampled : 10/27/2008
Not Specified

Sample Matrix: SOIL

	Units	Results	Date Analyzed	Analyst	RL	SPEC Limit Lo	SPEC Limit Hi	P/ F
1,4-Dichlorobenzene	mg/kg dry wt	ND	10/28/08	MFF	0.003			
trans-1,4-Dichloro-2-Butene	mg/kg dry wt	ND	10/28/08	MFF	0.005			
Dichlorodifluoromethane	mg/kg dry wt	ND	10/28/08	MFF	0.022			
1,1-Dichloroethane	mg/kg dry wt	0.004	10/28/08	MFF	0.003			
1,2-Dichloroethane	mg/kg dry wt	ND	10/28/08	MFF	0.003			
1,1-Dichloroethylene	mg/kg dry wt	ND	10/28/08	MFF	0.005			
cis-1,2-Dichloroethylene	mg/kg dry wt	ND	10/28/08	MFF	0.003			
trans-1,2-Dichloroethylene	mg/kg dry wt	ND	10/28/08	MFF	0.003			
1,2-Dichloropropane	mg/kg dry wt	ND	10/28/08	MFF	0.003			
1,3-Dichloropropane	mg/kg dry wt	ND	10/28/08	MFF	0.002			
2,2-Dichloropropane	mg/kg dry wt	ND	10/28/08	MFF	0.003			
1,1-Dichloropropene	mg/kg dry wt	ND	10/28/08	MFF	0.003			
cis-1,3-Dichloropropene	mg/kg dry wt	ND	10/28/08	MFF	0.002			
trans-1,3-Dichloropropene	mg/kg dry wt	ND	10/28/08	MFF	0.002			
Diethyl Ether	mg/kg dry wt	ND	10/28/08	MFF	0.022			
Diisopropyl Ether	mg/kg dry wt	ND	10/28/08	MFF	0.002			
1,4-Dioxane	mg/kg dry wt	ND	10/28/08	MFF	0.11			
Ethyl Benzene	mg/kg dry wt	ND	10/28/08	MFF	0.003			
Hexachlorobutadiene	mg/kg dry wt	ND	10/28/08	MFF	0.003			
2-Hexanone	mg/kg dry wt	ND	10/28/08	MFF	0.022			
Isopropylbenzene	mg/kg dry wt	ND	10/28/08	MFF	0.003			
p-Isopropyltoluene	mg/kg dry wt	ND	10/28/08	MFF	0.003			
MTBE	mg/kg dry wt	ND	10/28/08	MFF	0.005			
Methylene Chloride	mg/kg dry wt	ND	10/28/08	MFF	0.022			
MIBK	mg/kg dry wt	ND	10/28/08	MFF	0.022			
Naphthalene	mg/kg dry wt	ND	10/28/08	MFF	0.011			
n-Propylbenzene	mg/kg dry wt	ND	10/28/08	MFF	0.003			
Styrene	mg/kg dry wt	ND	10/28/08	MFF	0.003			
1,1,1,2-Tetrachloroethane	mg/kg dry wt	ND	10/28/08	MFF	0.003			

RL = Reporting Limit

ND = Not Detected at or above the Reporting Limit

NM = Not Measured

SPEC LIMIT = a client specified recommended or regulatory level for comparison with data to determine PASS (P) or FAIL (F) condition of results.

* = See end of report for comments and notes applying to this sample

‡ = See attached chain-of-custody record for time sampled

con-test ANALYTICAL LABORATORY

39 Spruce Street ° East Longmeadow, MA 01028 ° FAX 413/525-6405 ° TEL. 413/525-2332

SARAH PERHALA
METCALF & EDDY - WALLINGFORD
860 N. MAIN STREET EXTENSION
WALLINGFORD, CT 06492

11/4/2008

Purchase Order No.:

Project Location: SKINNER STREET, EAST HAMPTON
Date Received: 10/27/2008
Field Sample # : HA 4 1-2FT

LIMS-BAT #: LIMT-20895
Job Number: 60049287.02

Sample ID : 08B43576 ‡Sampled : 10/27/2008
Not Specified

Sample Matrix: SOIL

	Units	Results	Date Analyzed	Analyst	RL	SPEC Limit Lo	SPEC Limit Hi	P/ F
1,1,2,2-Tetrachloroethane	mg/kg dry wt	ND	10/28/08	MFF	0.002			
Tetrachloroethylene	mg/kg dry wt	ND	10/28/08	MFF	0.003			
Tetrahydrofuran	mg/kg dry wt	ND	10/28/08	MFF	0.011			
Toluene	mg/kg dry wt	ND	10/28/08	MFF	0.003			
1,2,3-Trichlorobenzene	mg/kg dry wt	ND	10/28/08	MFF	0.011			
1,2,4-Trichlorobenzene	mg/kg dry wt	ND	10/28/08	MFF	0.011			
1,1,1-Trichloroethane	mg/kg dry wt	ND	10/28/08	MFF	0.003			
1,1,2-Trichloroethane	mg/kg dry wt	ND	10/28/08	MFF	0.003			
Trichloroethylene	mg/kg dry wt	ND	10/28/08	MFF	0.003			
Trichlorofluoromethane	mg/kg dry wt	ND	10/28/08	MFF	0.011			
1,2,3-Trichloropropane	mg/kg dry wt	ND	10/28/08	MFF	0.003			
1,1,2-Trichloro-1,2,2-Trifluoroethane	mg/kg dry wt	ND	10/28/08	MFF	0.011			
1,2,4-Trimethylbenzene	mg/kg dry wt	ND	10/28/08	MFF	0.003			
1,3,5-Trimethylbenzene	mg/kg dry wt	ND	10/28/08	MFF	0.003			
Vinyl Chloride	mg/kg dry wt	ND	10/28/08	MFF	0.011			
m + p Xylene	mg/kg dry wt	ND	10/28/08	MFF	0.005			
o-Xylene	mg/kg dry wt	ND	10/28/08	MFF	0.003			

Analytical Method:
SW846 8260
SAMPLES ARE CONCENTRATED BY PURGE & TRAP, FOLLOWED BY GC/MS TARGET COMPOUND ANALYSIS. REPORTED RESULTS AND REPORTING LIMITS FOR 1,4-DIOXANE AND TERT-BUTYLALCOHOL ARE ESTIMATED SINCE RESPONSE FACTORS FOR THESE COMPOUNDS ARE BELOW METHOD SPECIFICATIONS.

RL = Reporting Limit

ND = Not Detected at or above the Reporting Limit

NM = Not Measured

SPEC LIMIT = a client specified recommended or regulatory level for comparison with data to determine PASS (P) or FAIL (F) condition of results.

* = See end of report for comments and notes applying to this sample

‡ = See attached chain-of-custody record for time sampled

con-test ANALYTICAL LABORATORY

39 Spruce Street ° East Longmeadow, MA 01028 ° FAX 413/525-6405 ° TEL. 413/525-2332

SARAH PERHALA
METCALF & EDDY - WALLINGFORD
860 N. MAIN STREET EXTENSION
WALLINGFORD, CT 06492

11/4/2008

Purchase Order No.:

Project Location: SKINNER STREET, EAST HAMPTON
Date Received: 10/27/2008
Field Sample # : SS 1 0-6IN

LIMS-BAT #: LIMT-20895
Job Number: 60049287.02

Sample ID : 08B43568

‡Sampled : 10/27/2008
Not Specified

Sample Matrix: SOIL

	Units	Results	Date Analyzed	Analyst	RL	SPEC Limit Lo	SPEC Limit Hi	P/ F
Acetone	mg/kg dry wt	ND	10/28/08	MFF	0.095			
Acrylonitrile	mg/kg dry wt	ND	10/28/08	MFF	0.006			
tert-Amylmethyl Ether	mg/kg dry wt	ND	10/28/08	MFF	0.001			
Benzene	mg/kg dry wt	ND	10/28/08	MFF	0.002			
Bromobenzene	mg/kg dry wt	ND	10/28/08	MFF	0.002			
Bromochloromethane	mg/kg dry wt	ND	10/28/08	MFF	0.002			
Bromodichloromethane	mg/kg dry wt	ND	10/28/08	MFF	0.002			
Bromoform	mg/kg dry wt	ND	10/28/08	MFF	0.002			
Bromomethane	mg/kg dry wt	ND	10/28/08	MFF	0.010			
2-Butanone (MEK)	mg/kg dry wt	ND	10/28/08	MFF	0.038			
tert-Butyl Alcohol	mg/kg dry wt	ND	10/28/08	MFF	0.038			
n-Butylbenzene	mg/kg dry wt	ND	10/28/08	MFF	0.010			
sec-Butylbenzene	mg/kg dry wt	ND	10/28/08	MFF	0.002			
tert-Butylbenzene	mg/kg dry wt	ND	10/28/08	MFF	0.002			
tert-Butylethyl Ether	mg/kg dry wt	ND	10/28/08	MFF	0.001			
Carbon Disulfide	mg/kg dry wt	ND	10/28/08	MFF	0.006			
Carbon Tetrachloride	mg/kg dry wt	ND	10/28/08	MFF	0.002			
Chlorobenzene	mg/kg dry wt	ND	10/28/08	MFF	0.002			
Chlorodibromomethane	mg/kg dry wt	ND	10/28/08	MFF	0.001			
Chloroethane	mg/kg dry wt	ND	10/28/08	MFF	0.019			
Chloroform	mg/kg dry wt	ND	10/28/08	MFF	0.004			
Chloromethane	mg/kg dry wt	ND	10/28/08	MFF	0.010			
2-Chlorotoluene	mg/kg dry wt	ND	10/28/08	MFF	0.002			
4-Chlorotoluene	mg/kg dry wt	ND	10/28/08	MFF	0.002			
1,2-Dibromo-3-Chloropropane	mg/kg dry wt	ND	10/28/08	MFF	0.002			
1,2-Dibromoethane	mg/kg dry wt	ND	10/28/08	MFF	0.001			
Dibromomethane	mg/kg dry wt	ND	10/28/08	MFF	0.002			
1,2-Dichlorobenzene	mg/kg dry wt	ND	10/28/08	MFF	0.002			
1,3-Dichlorobenzene	mg/kg dry wt	ND	10/28/08	MFF	0.002			

RL = Reporting Limit

ND = Not Detected at or above the Reporting Limit

NM = Not Measured

SPEC LIMIT = a client specified recommended or regulatory level for comparison with data to determine PASS (P) or FAIL (F) condition of results.

* = See end of report for comments and notes applying to this sample

‡ = See attached chain-of-custody record for time sampled

con-test ANALYTICAL LABORATORY

39 Spruce Street ° East Longmeadow, MA 01028 ° FAX 413/525-6405 ° TEL. 413/525-2332

SARAH PERHALA
METCALF & EDDY - WALLINGFORD
860 N. MAIN STREET EXTENSION
WALLINGFORD, CT 06492

11/4/2008

Purchase Order No.:

Project Location: SKINNER STREET, EAST HAMPTON
Date Received: 10/27/2008
Field Sample # : SS 1 0-6IN

LIMS-BAT #: LIMT-20895
Job Number: 60049287.02

Sample ID : 08B43568

‡Sampled : 10/27/2008
Not Specified

Sample Matrix: SOIL

	Units	Results	Date Analyzed	Analyst	RL	SPEC Limit Lo	SPEC Limit Hi	P/ F
1,4-Dichlorobenzene	mg/kg dry wt	ND	10/28/08	MFF	0.002			
trans-1,4-Dichloro-2-Butene	mg/kg dry wt	ND	10/28/08	MFF	0.004			
Dichlorodifluoromethane	mg/kg dry wt	ND	10/28/08	MFF	0.019			
1,1-Dichloroethane	mg/kg dry wt	ND	10/28/08	MFF	0.002			
1,2-Dichloroethane	mg/kg dry wt	ND	10/28/08	MFF	0.002			
1,1-Dichloroethylene	mg/kg dry wt	ND	10/28/08	MFF	0.004			
cis-1,2-Dichloroethylene	mg/kg dry wt	ND	10/28/08	MFF	0.002			
trans-1,2-Dichloroethylene	mg/kg dry wt	ND	10/28/08	MFF	0.002			
1,2-Dichloropropane	mg/kg dry wt	ND	10/28/08	MFF	0.002			
1,3-Dichloropropane	mg/kg dry wt	ND	10/28/08	MFF	0.001			
2,2-Dichloropropane	mg/kg dry wt	ND	10/28/08	MFF	0.002			
1,1-Dichloropropene	mg/kg dry wt	ND	10/28/08	MFF	0.002			
cis-1,3-Dichloropropene	mg/kg dry wt	ND	10/28/08	MFF	0.001			
trans-1,3-Dichloropropene	mg/kg dry wt	ND	10/28/08	MFF	0.001			
Diethyl Ether	mg/kg dry wt	ND	10/28/08	MFF	0.019			
Diisopropyl Ether	mg/kg dry wt	ND	10/28/08	MFF	0.001			
1,4-Dioxane	mg/kg dry wt	ND	10/28/08	MFF	0.095			
Ethyl Benzene	mg/kg dry wt	ND	10/28/08	MFF	0.002			
Hexachlorobutadiene	mg/kg dry wt	ND	10/28/08	MFF	0.002			
2-Hexanone	mg/kg dry wt	ND	10/28/08	MFF	0.019			
Isopropylbenzene	mg/kg dry wt	ND	10/28/08	MFF	0.002			
p-Isopropyltoluene	mg/kg dry wt	ND	10/28/08	MFF	0.002			
MTBE	mg/kg dry wt	ND	10/28/08	MFF	0.004			
Methylene Chloride	mg/kg dry wt	ND	10/28/08	MFF	0.019			
MIBK	mg/kg dry wt	ND	10/28/08	MFF	0.019			
Naphthalene	mg/kg dry wt	ND	10/28/08	MFF	0.010			
n-Propylbenzene	mg/kg dry wt	ND	10/28/08	MFF	0.002			
Styrene	mg/kg dry wt	ND	10/28/08	MFF	0.002			
1,1,1,2-Tetrachloroethane	mg/kg dry wt	ND	10/28/08	MFF	0.002			

RL = Reporting Limit

ND = Not Detected at or above the Reporting Limit

NM = Not Measured

SPEC LIMIT = a client specified recommended or regulatory level for comparison with data to determine PASS (P) or FAIL (F) condition of results.

* = See end of report for comments and notes applying to this sample

‡ = See attached chain-of-custody record for time sampled

con-test ANALYTICAL LABORATORY

39 Spruce Street ° East Longmeadow, MA 01028 ° FAX 413/525-6405 ° TEL. 413/525-2332

SARAH PERHALA
METCALF & EDDY - WALLINGFORD
860 N. MAIN STREET EXTENSION
WALLINGFORD, CT 06492

11/4/2008

Purchase Order No.:

Project Location: SKINNER STREET, EAST HAMPTON
Date Received: 10/27/2008
Field Sample # : SS 1 0-6IN

LIMS-BAT #: LIMT-20895
Job Number: 60049287.02

Sample ID : 08B43568 ‡Sampled : 10/27/2008
Not Specified

Sample Matrix: SOIL

	Units	Results	Date Analyzed	Analyst	RL	SPEC Limit Lo	SPEC Limit Hi	P/ F
1,1,2,2-Tetrachloroethane	mg/kg dry wt	ND	10/28/08	MFF	0.001			
Tetrachloroethylene	mg/kg dry wt	ND	10/28/08	MFF	0.002			
Tetrahydrofuran	mg/kg dry wt	ND	10/28/08	MFF	0.010			
Toluene	mg/kg dry wt	ND	10/28/08	MFF	0.002			
1,2,3-Trichlorobenzene	mg/kg dry wt	ND	10/28/08	MFF	0.010			
1,2,4-Trichlorobenzene	mg/kg dry wt	ND	10/28/08	MFF	0.010			
1,1,1-Trichloroethane	mg/kg dry wt	ND	10/28/08	MFF	0.002			
1,1,2-Trichloroethane	mg/kg dry wt	ND	10/28/08	MFF	0.002			
Trichloroethylene	mg/kg dry wt	ND	10/28/08	MFF	0.002			
Trichlorofluoromethane	mg/kg dry wt	ND	10/28/08	MFF	0.010			
1,2,3-Trichloropropane	mg/kg dry wt	ND	10/28/08	MFF	0.002			
1,1,2-Trichloro-1,2,2-Trifluoroethane	mg/kg dry wt	ND	10/28/08	MFF	0.010			
1,2,4-Trimethylbenzene	mg/kg dry wt	ND	10/28/08	MFF	0.002			
1,3,5-Trimethylbenzene	mg/kg dry wt	ND	10/28/08	MFF	0.002			
Vinyl Chloride	mg/kg dry wt	ND	10/28/08	MFF	0.010			
m + p Xylene	mg/kg dry wt	ND	10/28/08	MFF	0.004			
o-Xylene	mg/kg dry wt	ND	10/28/08	MFF	0.002			

Analytical Method:
SW846 8260
SAMPLES ARE CONCENTRATED BY PURGE & TRAP, FOLLOWED BY GC/MS TARGET COMPOUND ANALYSIS. REPORTED RESULTS AND REPORTING LIMITS FOR 1,4-DIOXANE AND TERT-BUTYLALCOHOL ARE ESTIMATED SINCE RESPONSE FACTORS FOR THESE COMPOUNDS ARE BELOW METHOD SPECIFICATIONS.

RL = Reporting Limit

ND = Not Detected at or above the Reporting Limit

NM = Not Measured

SPEC LIMIT = a client specified recommended or regulatory level for comparison with data to determine PASS (P) or FAIL (F) condition of results.

* = See end of report for comments and notes applying to this sample

‡ = See attached chain-of-custody record for time sampled

con-test ANALYTICAL LABORATORY

39 Spruce Street ° East Longmeadow, MA 01028 ° FAX 413/525-6405 ° TEL. 413/525-2332

SARAH PERHALA
METCALF & EDDY - WALLINGFORD
860 N. MAIN STREET EXTENSION
WALLINGFORD, CT 06492

11/4/2008

Purchase Order No.:

Project Location: SKINNER STREET, EAST HAMPTON
Date Received: 10/27/2008
Field Sample # : SS 2 0-6IN

LIMS-BAT #: LIMT-20895
Job Number: 60049287.02

Sample ID : 08B43570

‡Sampled : 10/27/2008
Not Specified

Sample Matrix: SOIL

	Units	Results	Date Analyzed	Analyst	RL	SPEC Limit Lo	SPEC Limit Hi	P/ F
Acetone	mg/kg dry wt	ND	10/28/08	MFF	0.095			
Acrylonitrile	mg/kg dry wt	ND	10/28/08	MFF	0.006			
tert-Amylmethyl Ether	mg/kg dry wt	ND	10/28/08	MFF	0.001			
Benzene	mg/kg dry wt	ND	10/28/08	MFF	0.002			
Bromobenzene	mg/kg dry wt	ND	10/28/08	MFF	0.002			
Bromochloromethane	mg/kg dry wt	ND	10/28/08	MFF	0.002			
Bromodichloromethane	mg/kg dry wt	ND	10/28/08	MFF	0.002			
Bromoform	mg/kg dry wt	ND	10/28/08	MFF	0.002			
Bromomethane	mg/kg dry wt	ND	10/28/08	MFF	0.010			
2-Butanone (MEK)	mg/kg dry wt	ND	10/28/08	MFF	0.038			
tert-Butyl Alcohol	mg/kg dry wt	ND	10/28/08	MFF	0.038			
n-Butylbenzene	mg/kg dry wt	ND	10/28/08	MFF	0.010			
sec-Butylbenzene	mg/kg dry wt	ND	10/28/08	MFF	0.002			
tert-Butylbenzene	mg/kg dry wt	ND	10/28/08	MFF	0.002			
tert-Butylethyl Ether	mg/kg dry wt	ND	10/28/08	MFF	0.001			
Carbon Disulfide	mg/kg dry wt	ND	10/28/08	MFF	0.006			
Carbon Tetrachloride	mg/kg dry wt	ND	10/28/08	MFF	0.002			
Chlorobenzene	mg/kg dry wt	ND	10/28/08	MFF	0.002			
Chlorodibromomethane	mg/kg dry wt	ND	10/28/08	MFF	0.001			
Chloroethane	mg/kg dry wt	ND	10/28/08	MFF	0.019			
Chloroform	mg/kg dry wt	ND	10/28/08	MFF	0.004			
Chloromethane	mg/kg dry wt	ND	10/28/08	MFF	0.010			
2-Chlorotoluene	mg/kg dry wt	ND	10/28/08	MFF	0.002			
4-Chlorotoluene	mg/kg dry wt	ND	10/28/08	MFF	0.002			
1,2-Dibromo-3-Chloropropane	mg/kg dry wt	ND	10/28/08	MFF	0.002			
1,2-Dibromoethane	mg/kg dry wt	ND	10/28/08	MFF	0.001			
Dibromomethane	mg/kg dry wt	ND	10/28/08	MFF	0.002			
1,2-Dichlorobenzene	mg/kg dry wt	ND	10/28/08	MFF	0.002			
1,3-Dichlorobenzene	mg/kg dry wt	ND	10/28/08	MFF	0.002			

RL = Reporting Limit

ND = Not Detected at or above the Reporting Limit

NM = Not Measured

SPEC LIMIT = a client specified recommended or regulatory level for comparison with data to determine PASS (P) or FAIL (F) condition of results.

* = See end of report for comments and notes applying to this sample

‡ = See attached chain-of-custody record for time sampled

con-test ANALYTICAL LABORATORY

39 Spruce Street ° East Longmeadow, MA 01028 ° FAX 413/525-6405 ° TEL. 413/525-2332

SARAH PERHALA
METCALF & EDDY - WALLINGFORD
860 N. MAIN STREET EXTENSION
WALLINGFORD, CT 06492

Purchase Order No.:

11/4/2008

Project Location: SKINNER STREET, EAST HAMPTON
Date Received: 10/27/2008
Field Sample # : SS 2 0-6IN

LIMS-BAT #: LIMT-20895
Job Number: 60049287.02

Sample ID : 08B43570

‡Sampled : 10/27/2008
Not Specified

Sample Matrix: SOIL

	Units	Results	Date Analyzed	Analyst	RL	SPEC Limit Lo	SPEC Limit Hi	P/ F
1,4-Dichlorobenzene	mg/kg dry wt	ND	10/28/08	MFF	0.002			
trans-1,4-Dichloro-2-Butene	mg/kg dry wt	ND	10/28/08	MFF	0.004			
Dichlorodifluoromethane	mg/kg dry wt	ND	10/28/08	MFF	0.019			
1,1-Dichloroethane	mg/kg dry wt	ND	10/28/08	MFF	0.002			
1,2-Dichloroethane	mg/kg dry wt	ND	10/28/08	MFF	0.002			
1,1-Dichloroethylene	mg/kg dry wt	ND	10/28/08	MFF	0.004			
cis-1,2-Dichloroethylene	mg/kg dry wt	ND	10/28/08	MFF	0.002			
trans-1,2-Dichloroethylene	mg/kg dry wt	ND	10/28/08	MFF	0.002			
1,2-Dichloropropane	mg/kg dry wt	ND	10/28/08	MFF	0.002			
1,3-Dichloropropane	mg/kg dry wt	ND	10/28/08	MFF	0.001			
2,2-Dichloropropane	mg/kg dry wt	ND	10/28/08	MFF	0.002			
1,1-Dichloropropene	mg/kg dry wt	ND	10/28/08	MFF	0.002			
cis-1,3-Dichloropropene	mg/kg dry wt	ND	10/28/08	MFF	0.001			
trans-1,3-Dichloropropene	mg/kg dry wt	ND	10/28/08	MFF	0.001			
Diethyl Ether	mg/kg dry wt	ND	10/28/08	MFF	0.019			
Diisopropyl Ether	mg/kg dry wt	ND	10/28/08	MFF	0.001			
1,4-Dioxane	mg/kg dry wt	ND	10/28/08	MFF	0.095			
Ethyl Benzene	mg/kg dry wt	ND	10/28/08	MFF	0.002			
Hexachlorobutadiene	mg/kg dry wt	ND	10/28/08	MFF	0.002			
2-Hexanone	mg/kg dry wt	ND	10/28/08	MFF	0.019			
Isopropylbenzene	mg/kg dry wt	ND	10/28/08	MFF	0.002			
p-Isopropyltoluene	mg/kg dry wt	ND	10/28/08	MFF	0.002			
MTBE	mg/kg dry wt	ND	10/28/08	MFF	0.004			
Methylene Chloride	mg/kg dry wt	ND	10/28/08	MFF	0.019			
MIBK	mg/kg dry wt	ND	10/28/08	MFF	0.019			
Naphthalene	mg/kg dry wt	ND	10/28/08	MFF	0.010			
n-Propylbenzene	mg/kg dry wt	ND	10/28/08	MFF	0.002			
Styrene	mg/kg dry wt	ND	10/28/08	MFF	0.002			
1,1,1,2-Tetrachloroethane	mg/kg dry wt	ND	10/28/08	MFF	0.002			

RL = Reporting Limit

ND = Not Detected at or above the Reporting Limit

NM = Not Measured

SPEC LIMIT = a client specified recommended or regulatory level for comparison with data to determine PASS (P) or FAIL (F) condition of results.

* = See end of report for comments and notes applying to this sample

‡ = See attached chain-of-custody record for time sampled

con-test ANALYTICAL LABORATORY

39 Spruce Street ° East Longmeadow, MA 01028 ° FAX 413/525-6405 ° TEL. 413/525-2332

SARAH PERHALA
METCALF & EDDY - WALLINGFORD
860 N. MAIN STREET EXTENSION
WALLINGFORD, CT 06492

11/4/2008

Purchase Order No.:

Project Location: SKINNER STREET, EAST HAMPTON
Date Received: 10/27/2008
Field Sample # : SS 2 0-6IN

LIMS-BAT #: LIMT-20895
Job Number: 60049287.02

Sample ID : 08B43570

‡Sampled : 10/27/2008
Not Specified

Sample Matrix: SOIL

	Units	Results	Date Analyzed	Analyst	RL	SPEC Limit Lo	SPEC Limit Hi	P/ F
1,1,2,2-Tetrachloroethane	mg/kg dry wt	ND	10/28/08	MFF	0.001			
Tetrachloroethylene	mg/kg dry wt	ND	10/28/08	MFF	0.002			
Tetrahydrofuran	mg/kg dry wt	ND	10/28/08	MFF	0.010			
Toluene	mg/kg dry wt	ND	10/28/08	MFF	0.002			
1,2,3-Trichlorobenzene	mg/kg dry wt	ND	10/28/08	MFF	0.010			
1,2,4-Trichlorobenzene	mg/kg dry wt	ND	10/28/08	MFF	0.010			
1,1,1-Trichloroethane	mg/kg dry wt	ND	10/28/08	MFF	0.002			
1,1,2-Trichloroethane	mg/kg dry wt	ND	10/28/08	MFF	0.002			
Trichloroethylene	mg/kg dry wt	ND	10/28/08	MFF	0.002			
Trichlorofluoromethane	mg/kg dry wt	ND	10/28/08	MFF	0.010			
1,2,3-Trichloropropane	mg/kg dry wt	ND	10/28/08	MFF	0.002			
1,1,2-Trichloro-1,2,2-Trifluoroethane	mg/kg dry wt	ND	10/28/08	MFF	0.010			
1,2,4-Trimethylbenzene	mg/kg dry wt	ND	10/28/08	MFF	0.002			
1,3,5-Trimethylbenzene	mg/kg dry wt	ND	10/28/08	MFF	0.002			
Vinyl Chloride	mg/kg dry wt	ND	10/28/08	MFF	0.010			
m + p Xylene	mg/kg dry wt	ND	10/28/08	MFF	0.004			
o-Xylene	mg/kg dry wt	ND	10/28/08	MFF	0.002			

Analytical Method:
SW846 8260
SAMPLES ARE CONCENTRATED BY PURGE & TRAP, FOLLOWED BY GC/MS TARGET COMPOUND ANALYSIS. REPORTED RESULTS AND REPORTING LIMITS FOR 1,4-DIOXANE AND TERT-BUTYLALCOHOL ARE ESTIMATED SINCE RESPONSE FACTORS FOR THESE COMPOUNDS ARE BELOW METHOD SPECIFICATIONS.

RL = Reporting Limit

ND = Not Detected at or above the Reporting Limit

NM = Not Measured

SPEC LIMIT = a client specified recommended or regulatory level for comparison with data to determine PASS (P) or FAIL (F) condition of results.

* = See end of report for comments and notes applying to this sample

‡ = See attached chain-of-custody record for time sampled

con-test ANALYTICAL LABORATORY

39 Spruce Street ° East Longmeadow, MA 01028 ° FAX 413/525-6405 ° TEL. 413/525-2332

SARAH PERHALA
METCALF & EDDY - WALLINGFORD
860 N. MAIN STREET EXTENSION
WALLINGFORD, CT 06492

11/4/2008

Purchase Order No.:

Project Location: SKINNER STREET, EAST HAMPTON
Date Received: 10/27/2008
Field Sample # : SS 3 0-6IN

LIMS-BAT #: LIMT-20895
Job Number: 60049287.02

Sample ID : 08B43572

‡Sampled : 10/27/2008
Not Specified

Sample Matrix: SOIL

	Units	Results	Date Analyzed	Analyst	RL	SPEC Limit Lo	SPEC Limit Hi	P/ F
Acetone	mg/kg dry wt	ND	10/28/08	MFF	0.096			
Acrylonitrile	mg/kg dry wt	ND	10/28/08	MFF	0.006			
tert-Amylmethyl Ether	mg/kg dry wt	ND	10/28/08	MFF	0.001			
Benzene	mg/kg dry wt	ND	10/28/08	MFF	0.002			
Bromobenzene	mg/kg dry wt	ND	10/28/08	MFF	0.002			
Bromochloromethane	mg/kg dry wt	ND	10/28/08	MFF	0.002			
Bromodichloromethane	mg/kg dry wt	ND	10/28/08	MFF	0.002			
Bromoform	mg/kg dry wt	ND	10/28/08	MFF	0.002			
Bromomethane	mg/kg dry wt	ND	10/28/08	MFF	0.010			
2-Butanone (MEK)	mg/kg dry wt	ND	10/28/08	MFF	0.039			
tert-Butyl Alcohol	mg/kg dry wt	ND	10/28/08	MFF	0.039			
n-Butylbenzene	mg/kg dry wt	ND	10/28/08	MFF	0.010			
sec-Butylbenzene	mg/kg dry wt	ND	10/28/08	MFF	0.002			
tert-Butylbenzene	mg/kg dry wt	ND	10/28/08	MFF	0.002			
tert-Butylethyl Ether	mg/kg dry wt	ND	10/28/08	MFF	0.001			
Carbon Disulfide	mg/kg dry wt	ND	10/28/08	MFF	0.006			
Carbon Tetrachloride	mg/kg dry wt	ND	10/28/08	MFF	0.002			
Chlorobenzene	mg/kg dry wt	ND	10/28/08	MFF	0.002			
Chlorodibromomethane	mg/kg dry wt	ND	10/28/08	MFF	0.001			
Chloroethane	mg/kg dry wt	ND	10/28/08	MFF	0.020			
Chloroform	mg/kg dry wt	ND	10/28/08	MFF	0.004			
Chloromethane	mg/kg dry wt	ND	10/28/08	MFF	0.010			
2-Chlorotoluene	mg/kg dry wt	ND	10/28/08	MFF	0.002			
4-Chlorotoluene	mg/kg dry wt	ND	10/28/08	MFF	0.002			
1,2-Dibromo-3-Chloropropane	mg/kg dry wt	ND	10/28/08	MFF	0.002			
1,2-Dibromoethane	mg/kg dry wt	ND	10/28/08	MFF	0.001			
Dibromomethane	mg/kg dry wt	ND	10/28/08	MFF	0.002			
1,2-Dichlorobenzene	mg/kg dry wt	ND	10/28/08	MFF	0.002			
1,3-Dichlorobenzene	mg/kg dry wt	ND	10/28/08	MFF	0.002			

RL = Reporting Limit

ND = Not Detected at or above the Reporting Limit

NM = Not Measured

SPEC LIMIT = a client specified recommended or regulatory level for comparison with data to determine PASS (P) or FAIL (F) condition of results.

* = See end of report for comments and notes applying to this sample

‡ = See attached chain-of-custody record for time sampled

con-test ANALYTICAL LABORATORY

39 Spruce Street ° East Longmeadow, MA 01028 ° FAX 413/525-6405 ° TEL. 413/525-2332

SARAH PERHALA
METCALF & EDDY - WALLINGFORD
860 N. MAIN STREET EXTENSION
WALLINGFORD, CT 06492

11/4/2008

Purchase Order No.:

Project Location: SKINNER STREET, EAST HAMPTON
Date Received: 10/27/2008
Field Sample # : SS 3 0-6IN

LIMS-BAT #: LIMT-20895
Job Number: 60049287.02

Sample ID : 08B43572

‡Sampled : 10/27/2008
Not Specified

Sample Matrix: SOIL

	Units	Results	Date Analyzed	Analyst	RL	SPEC Limit Lo	SPEC Limit Hi	P/ F
1,4-Dichlorobenzene	mg/kg dry wt	ND	10/28/08	MFF	0.002			
trans-1,4-Dichloro-2-Butene	mg/kg dry wt	ND	10/28/08	MFF	0.004			
Dichlorodifluoromethane	mg/kg dry wt	ND	10/28/08	MFF	0.020			
1,1-Dichloroethane	mg/kg dry wt	ND	10/28/08	MFF	0.002			
1,2-Dichloroethane	mg/kg dry wt	ND	10/28/08	MFF	0.002			
1,1-Dichloroethylene	mg/kg dry wt	ND	10/28/08	MFF	0.004			
cis-1,2-Dichloroethylene	mg/kg dry wt	ND	10/28/08	MFF	0.002			
trans-1,2-Dichloroethylene	mg/kg dry wt	ND	10/28/08	MFF	0.002			
1,2-Dichloropropane	mg/kg dry wt	ND	10/28/08	MFF	0.002			
1,3-Dichloropropane	mg/kg dry wt	ND	10/28/08	MFF	0.001			
2,2-Dichloropropane	mg/kg dry wt	ND	10/28/08	MFF	0.002			
1,1-Dichloropropene	mg/kg dry wt	ND	10/28/08	MFF	0.002			
cis-1,3-Dichloropropene	mg/kg dry wt	ND	10/28/08	MFF	0.001			
trans-1,3-Dichloropropene	mg/kg dry wt	ND	10/28/08	MFF	0.001			
Diethyl Ether	mg/kg dry wt	ND	10/28/08	MFF	0.020			
Diisopropyl Ether	mg/kg dry wt	ND	10/28/08	MFF	0.001			
1,4-Dioxane	mg/kg dry wt	ND	10/28/08	MFF	0.096			
Ethyl Benzene	mg/kg dry wt	ND	10/28/08	MFF	0.002			
Hexachlorobutadiene	mg/kg dry wt	ND	10/28/08	MFF	0.002			
2-Hexanone	mg/kg dry wt	ND	10/28/08	MFF	0.020			
Isopropylbenzene	mg/kg dry wt	ND	10/28/08	MFF	0.002			
p-Isopropyltoluene	mg/kg dry wt	ND	10/28/08	MFF	0.002			
MTBE	mg/kg dry wt	ND	10/28/08	MFF	0.004			
Methylene Chloride	mg/kg dry wt	ND	10/28/08	MFF	0.020			
MIBK	mg/kg dry wt	ND	10/28/08	MFF	0.020			
Naphthalene	mg/kg dry wt	ND	10/28/08	MFF	0.010			
n-Propylbenzene	mg/kg dry wt	ND	10/28/08	MFF	0.002			
Styrene	mg/kg dry wt	ND	10/28/08	MFF	0.002			
1,1,1,2-Tetrachloroethane	mg/kg dry wt	ND	10/28/08	MFF	0.002			

RL = Reporting Limit

ND = Not Detected at or above the Reporting Limit

NM = Not Measured

SPEC LIMIT = a client specified recommended or regulatory level for comparison with data to determine PASS (P) or FAIL (F) condition of results.

* = See end of report for comments and notes applying to this sample

‡ = See attached chain-of-custody record for time sampled

con-test ANALYTICAL LABORATORY

39 Spruce Street ° East Longmeadow, MA 01028 ° FAX 413/525-6405 ° TEL. 413/525-2332

SARAH PERHALA
METCALF & EDDY - WALLINGFORD
860 N. MAIN STREET EXTENSION
WALLINGFORD, CT 06492

11/4/2008

Purchase Order No.:

Project Location: SKINNER STREET, EAST HAMPTON
Date Received: 10/27/2008
Field Sample # : SS 3 0-6IN

LIMS-BAT #: LIMT-20895
Job Number: 60049287.02

Sample ID : 08B43572 ‡Sampled : 10/27/2008
Not Specified

Sample Matrix: SOIL

	Units	Results	Date Analyzed	Analyst	RL	SPEC Limit Lo	SPEC Limit Hi	P/ F
1,1,2,2-Tetrachloroethane	mg/kg dry wt	ND	10/28/08	MFF	0.001			
Tetrachloroethylene	mg/kg dry wt	ND	10/28/08	MFF	0.002			
Tetrahydrofuran	mg/kg dry wt	ND	10/28/08	MFF	0.010			
Toluene	mg/kg dry wt	ND	10/28/08	MFF	0.002			
1,2,3-Trichlorobenzene	mg/kg dry wt	ND	10/28/08	MFF	0.010			
1,2,4-Trichlorobenzene	mg/kg dry wt	ND	10/28/08	MFF	0.010			
1,1,1-Trichloroethane	mg/kg dry wt	ND	10/28/08	MFF	0.002			
1,1,2-Trichloroethane	mg/kg dry wt	ND	10/28/08	MFF	0.002			
Trichloroethylene	mg/kg dry wt	ND	10/28/08	MFF	0.002			
Trichlorofluoromethane	mg/kg dry wt	ND	10/28/08	MFF	0.010			
1,2,3-Trichloropropane	mg/kg dry wt	ND	10/28/08	MFF	0.002			
1,1,2-Trichloro-1,2,2-Trifluoroethane	mg/kg dry wt	ND	10/28/08	MFF	0.010			
1,2,4-Trimethylbenzene	mg/kg dry wt	ND	10/28/08	MFF	0.002			
1,3,5-Trimethylbenzene	mg/kg dry wt	ND	10/28/08	MFF	0.002			
Vinyl Chloride	mg/kg dry wt	ND	10/28/08	MFF	0.010			
m + p Xylene	mg/kg dry wt	ND	10/28/08	MFF	0.004			
o-Xylene	mg/kg dry wt	ND	10/28/08	MFF	0.002			

Analytical Method:
SW846 8260
SAMPLES ARE CONCENTRATED BY PURGE & TRAP, FOLLOWED BY GC/MS TARGET COMPOUND ANALYSIS. REPORTED RESULTS AND REPORTING LIMITS FOR 1,4-DIOXANE AND TERT-BUTYLALCOHOL ARE ESTIMATED SINCE RESPONSE FACTORS FOR THESE COMPOUNDS ARE BELOW METHOD SPECIFICATIONS.

RL = Reporting Limit

ND = Not Detected at or above the Reporting Limit

NM = Not Measured

SPEC LIMIT = a client specified recommended or regulatory level for comparison with data to determine PASS (P) or FAIL (F) condition of results.

* = See end of report for comments and notes applying to this sample

‡ = See attached chain-of-custody record for time sampled

con-test ANALYTICAL LABORATORY

39 Spruce Street ° East Longmeadow, MA 01028 ° FAX 413/525-6405 ° TEL. 413/525-2332

SARAH PERHALA
METCALF & EDDY - WALLINGFORD
860 N. MAIN STREET EXTENSION
WALLINGFORD, CT 06492

11/4/2008

Purchase Order No.:

Project Location: SKINNER STREET, EAST HAMPTON
Date Received: 10/27/2008
Field Sample # : EQUIPMENT BLANK

LIMS-BAT #: LIMT-20895
Job Number: 60049287.02

Sample ID : 08B43711

‡Sampled : 10/28/2008
Not Specified

Sample Matrix: WATER OTHER

	Units	Results	Date Analyzed	Analyst	RL	SPEC Limit Lo	SPEC Limit Hi	P/ F
Acetone	ug/l	ND	10/29/08	LBD	5.0			
Acrylonitrile	ug/l	ND	10/29/08	LBD	2.0			
tert-Amylmethyl Ether	ug/l	ND	10/29/08	LBD	0.5			
Benzene	ug/l	ND	10/29/08	LBD	0.5			
Bromobenzene	ug/l	ND	10/29/08	LBD	0.5			
Bromochloromethane	ug/l	ND	10/29/08	LBD	0.5			
Bromodichloromethane	ug/l	ND	10/29/08	LBD	0.5			
Bromoform	ug/l	ND	10/29/08	LBD	1.0			
Bromomethane	ug/l	ND	10/29/08	LBD	2.0			
2-Butanone (MEK)	ug/l	ND	10/29/08	LBD	2.0			
tert-Butyl Alcohol	ug/l	ND	10/29/08	LBD	5.0			
n-Butylbenzene	ug/l	ND	10/29/08	LBD	0.5			
sec-Butylbenzene	ug/l	ND	10/29/08	LBD	0.5			
tert-Butylbenzene	ug/l	ND	10/29/08	LBD	0.5			
tert-Butylethyl Ether	ug/l	ND	10/29/08	LBD	0.5			
Carbon Disulfide	ug/l	ND	10/29/08	LBD	0.5			
Carbon Tetrachloride	ug/l	ND	10/29/08	LBD	0.5			
Chlorobenzene	ug/l	ND	10/29/08	LBD	0.5			
Chlorodibromomethane	ug/l	ND	10/29/08	LBD	0.5			
Chloroethane	ug/l	ND	10/29/08	LBD	1.0			
Chloroform	ug/l	ND	10/29/08	LBD	0.5			
Chloromethane	ug/l	ND	10/29/08	LBD	0.5			
2-Chlorotoluene	ug/l	ND	10/29/08	LBD	0.5			
4-Chlorotoluene	ug/l	ND	10/29/08	LBD	0.5			
1,2-Dibromo-3-Chloropropane	ug/l	ND	10/29/08	LBD	1.0			
1,2-Dibromoethane	ug/l	ND	10/29/08	LBD	0.50			
Dibromomethane	ug/l	ND	10/29/08	LBD	0.5			
1,2-Dichlorobenzene	ug/l	ND	10/29/08	LBD	0.5			
1,3-Dichlorobenzene	ug/l	ND	10/29/08	LBD	0.5			

RL = Reporting Limit

ND = Not Detected at or above the Reporting Limit

NM = Not Measured

SPEC LIMIT = a client specified recommended or regulatory level for comparison with data to determine PASS (P) or FAIL (F) condition of results.

* = See end of report for comments and notes applying to this sample

‡ = See attached chain-of-custody record for time sampled

con-test ANALYTICAL LABORATORY

39 Spruce Street ° East Longmeadow, MA 01028 ° FAX 413/525-6405 ° TEL. 413/525-2332

SARAH PERHALA
METCALF & EDDY - WALLINGFORD
860 N. MAIN STREET EXTENSION
WALLINGFORD, CT 06492

11/4/2008

Purchase Order No.:

Project Location: SKINNER STREET, EAST HAMPTON
Date Received: 10/27/2008
Field Sample # : EQUIPMENT BLANK

LIMS-BAT #: LIMT-20895
Job Number: 60049287.02

Sample ID : 08B43711

‡Sampled : 10/28/2008
Not Specified

Sample Matrix: WATER OTHER

	Units	Results	Date Analyzed	Analyst	RL	SPEC Limit Lo	SPEC Limit Hi	P/ F
1,4-Dichlorobenzene	ug/l	ND	10/29/08	LBD	0.5			
trans-1,4-Dichloro-2-Butene	ug/l	ND	10/29/08	LBD	1.0			
Dichlorodifluoromethane	ug/l	ND	10/29/08	LBD	0.5			
1,1-Dichloroethane	ug/l	ND	10/29/08	LBD	0.5			
1,2-Dichloroethane	ug/l	ND	10/29/08	LBD	0.5			
1,1-Dichloroethylene	ug/l	ND	10/29/08	LBD	0.5			
cis-1,2-Dichloroethylene	ug/l	ND	10/29/08	LBD	0.5			
trans-1,2-Dichloroethylene	ug/l	ND	10/29/08	LBD	0.5			
1,2-Dichloropropane	ug/l	ND	10/29/08	LBD	0.5			
1,3-Dichloropropane	ug/l	ND	10/29/08	LBD	0.5			
2,2-Dichloropropane	ug/l	ND	10/29/08	LBD	0.5			
1,1-Dichloropropene	ug/l	ND	10/29/08	LBD	0.5			
cis-1,3-Dichloropropene	ug/l	ND	10/29/08	LBD	1.0			
trans-1,3-Dichloropropene	ug/l	ND	10/29/08	LBD	1.0			
Diethyl Ether	ug/l	ND	10/29/08	LBD	0.5			
Diisopropyl Ether	ug/l	ND	10/29/08	LBD	0.5			
1,4-Dioxane	ug/l	ND	10/29/08	LBD	50.0			
Ethyl Benzene	ug/l	ND	10/29/08	LBD	0.5			
Hexachlorobutadiene	ug/l	ND	10/29/08	LBD	0.4			
2-Hexanone	ug/l	ND	10/29/08	LBD	2.0			
Isopropylbenzene	ug/l	ND	10/29/08	LBD	0.5			
p-Isopropyltoluene	ug/l	ND	10/29/08	LBD	0.5			
MTBE	ug/l	ND	10/29/08	LBD	0.5			
Methylene Chloride	ug/l	6.2	10/29/08	LBD	0.5			
MIBK	ug/l	ND	10/29/08	LBD	2.0			
Naphthalene	ug/l	ND	10/29/08	LBD	1.0			
n-Propylbenzene	ug/l	ND	10/29/08	LBD	0.5			
Styrene	ug/l	ND	10/29/08	LBD	1.0			
1,1,1,2-Tetrachloroethane	ug/l	ND	10/29/08	LBD	1.0			

RL = Reporting Limit

ND = Not Detected at or above the Reporting Limit

NM = Not Measured

SPEC LIMIT = a client specified recommended or regulatory level for comparison with data to determine PASS (P) or FAIL (F) condition of results.

* = See end of report for comments and notes applying to this sample

‡ = See attached chain-of-custody record for time sampled

con-test ANALYTICAL LABORATORY

39 Spruce Street ° East Longmeadow, MA 01028 ° FAX 413/525-6405 ° TEL. 413/525-2332

SARAH PERHALA
METCALF & EDDY - WALLINGFORD
860 N. MAIN STREET EXTENSION
WALLINGFORD, CT 06492

11/4/2008

Purchase Order No.:

Project Location: SKINNER STREET, EAST HAMPTON
Date Received: 10/27/2008
Field Sample # : EQUIPMENT BLANK

LIMS-BAT #: LIMT-20895
Job Number: 60049287.02

Sample ID : 08B43711

‡Sampled : 10/28/2008
Not Specified

Sample Matrix: WATER OTHER

	Units	Results	Date Analyzed	Analyst	RL	SPEC Limit Lo	SPEC Limit Hi	P/ F
1,1,2,2-Tetrachloroethane	ug/l	ND	10/29/08	LBD	0.5			
Tetrachloroethylene	ug/l	ND	10/29/08	LBD	0.5			
Tetrahydrofuran	ug/l	ND	10/29/08	LBD	5.0			
Toluene	ug/l	ND	10/29/08	LBD	0.5			
1,2,3-Trichlorobenzene	ug/l	ND	10/29/08	LBD	0.5			
1,2,4-Trichlorobenzene	ug/l	ND	10/29/08	LBD	0.5			
1,1,1-Trichloroethane	ug/l	ND	10/29/08	LBD	0.5			
1,1,2-Trichloroethane	ug/l	ND	10/29/08	LBD	0.5			
Trichloroethylene	ug/l	ND	10/29/08	LBD	0.5			
Trichlorofluoromethane	ug/l	ND	10/29/08	LBD	0.5			
1,2,3-Trichloropropane	ug/l	ND	10/29/08	LBD	0.5			
1,1,2-Trichloro-1,2,2-Trifluoroethane	ug/l	ND	10/29/08	LBD	0.5			
1,2,4-Trimethylbenzene	ug/l	ND	10/29/08	LBD	0.5			
1,3,5-Trimethylbenzene	ug/l	ND	10/29/08	LBD	0.5			
Vinyl Chloride	ug/l	ND	10/29/08	LBD	0.5			
m + p Xylene	ug/l	ND	10/29/08	LBD	1.0			
o-Xylene	ug/l	ND	10/29/08	LBD	0.5			

Analytical Method:
SW846 8260
SAMPLES ARE CONCENTRATED BY PURGE & TRAP, FOLLOWED BY GC/MS TARGET COMPOUND ANALYSIS. REPORTED RESULTS AND REPORTING LIMITS FOR 1,4-DIOXANE AND TERT-BUTYLALCOHOL ARE ESTIMATED SINCE RESPONSE FACTORS FOR THESE COMPOUNDS ARE BELOW METHOD SPECIFICATIONS.

RL = Reporting Limit

ND = Not Detected at or above the Reporting Limit

NM = Not Measured

SPEC LIMIT = a client specified recommended or regulatory level for comparison with data to determine PASS (P) or FAIL (F) condition of results.

* = See end of report for comments and notes applying to this sample

‡ = See attached chain-of-custody record for time sampled

con-test ANALYTICAL LABORATORY

39 Spruce Street ° East Longmeadow, MA 01028 ° FAX 413/525-6405 ° TEL. 413/525-2332

SARAH PERHALA
METCALF & EDDY - WALLINGFORD
860 N. MAIN STREET EXTENSION
WALLINGFORD, CT 06492

11/4/2008

Purchase Order No.:

Project Location: SKINNER STREET, EAST HAMPTON
Date Received: 10/27/2008
Field Sample # : HA 1 3-4FT

LIMS-BAT #: LIMT-20895
Job Number: 60049287.02

Sample ID : 08B43569

‡Sampled : 10/27/2008
Not Specified

Sample Matrix: SOIL

	Units	Results	Date Analyzed	Analyst	RL	SPEC Limit Lo	SPEC Limit Hi	P/ F
Acenaphthene	mg/kg dry wt	ND	10/31/08	BGL	0.183			
Acenaphthylene	mg/kg dry wt	ND	10/31/08	BGL	0.183			
Acetophenone	mg/kg dry wt	ND	10/31/08	BGL	0.37			
Aniline	mg/kg dry wt	ND	10/31/08	BGL	0.37			
Anthracene	mg/kg dry wt	ND	10/31/08	BGL	0.183			
Benzoic Acid	mg/kg dry wt	ND	10/31/08	BGL	1.10			
Benzo(a)anthracene	mg/kg dry wt	ND	10/31/08	BGL	0.183			
Benzo(a)pyrene	mg/kg dry wt	ND	10/31/08	BGL	0.183			
Benzo(b)fluoranthene	mg/kg dry wt	ND	10/31/08	BGL	0.183			
Benzo(g,h,i)perylene	mg/kg dry wt	ND	10/31/08	BGL	0.183			
Benzo(k)fluoranthene	mg/kg dry wt	ND	10/31/08	BGL	0.183			
Bis(2-chloroethoxy)methane	mg/kg dry wt	ND	10/31/08	BGL	0.37			
Bis(2-chloroethyl)ether	mg/kg dry wt	ND	10/31/08	BGL	0.37			
Bis(2-chloroisopropyl)ether	mg/kg dry wt	ND	10/31/08	BGL	0.37			
Bis(2-ethylhexyl)phthalate	mg/kg dry wt	ND	10/31/08	BGL	0.37			
4-Bromophenyl phenyl ether	mg/kg dry wt	ND	10/31/08	BGL	0.37			
Butylbenzylphthalate	mg/kg dry wt	ND	10/31/08	BGL	0.74			
Carbazole	mg/kg dry wt	ND	10/31/08	BGL	0.19			
4-Chloroaniline	mg/kg dry wt	ND	10/31/08	BGL	0.74			
4-Chloro-3-methylphenol	mg/kg dry wt	ND	10/31/08	BGL	0.74			
2-Chloronaphthalene	mg/kg dry wt	ND	10/31/08	BGL	0.37			
2-Chlorophenol	mg/kg dry wt	ND	10/31/08	BGL	0.37			
4-Chlorophenylphenyl ether	mg/kg dry wt	ND	10/31/08	BGL	0.37			
Chrysene	mg/kg dry wt	ND	10/31/08	BGL	0.183			
Dibenzofuran	mg/kg dry wt	ND	10/31/08	BGL	0.37			
Dibenz(a,h)anthracene	mg/kg dry wt	ND	10/31/08	BGL	0.183			
1,2-Dichlorobenzene	mg/kg dry wt	ND	10/31/08	BGL	0.37			
1,3-Dichlorobenzene	mg/kg dry wt	ND	10/31/08	BGL	0.37			
1,4-Dichlorobenzene	mg/kg dry wt	ND	10/31/08	BGL	0.37			

RL = Reporting Limit

ND = Not Detected at or above the Reporting Limit

NM = Not Measured

SPEC LIMIT = a client specified recommended or regulatory level for comparison with data to determine PASS (P) or FAIL (F) condition of results.

* = See end of report for comments and notes applying to this sample

‡ = See attached chain-of-custody record for time sampled

con-test ANALYTICAL LABORATORY

39 Spruce Street ° East Longmeadow, MA 01028 ° FAX 413/525-6405 ° TEL. 413/525-2332

SARAH PERHALA
METCALF & EDDY - WALLINGFORD
860 N. MAIN STREET EXTENSION
WALLINGFORD, CT 06492

11/4/2008

Purchase Order No.:

Project Location: SKINNER STREET, EAST HAMPTON
Date Received: 10/27/2008
Field Sample # : HA 1 3-4FT

LIMS-BAT #: LIMT-20895
Job Number: 60049287.02

Sample ID : 08B43569

‡Sampled : 10/27/2008
Not Specified

Sample Matrix: SOIL

	Units	Results	Date Analyzed	Analyst	RL	SPEC Limit Lo	SPEC Limit Hi	P/ F
3,3'-Dichlorobenzidine	mg/kg dry wt	ND	10/31/08	BGL	0.19			
2,4-Dichlorophenol	mg/kg dry wt	ND	10/31/08	BGL	0.37			
Diethylphthalate	mg/kg dry wt	ND	10/31/08	BGL	0.37			
2,4-Dimethylphenol	mg/kg dry wt	ND	10/31/08	BGL	0.37			
Dimethylphthalate	mg/kg dry wt	ND	10/31/08	BGL	0.74			
Di-n-butylphthalate	mg/kg dry wt	ND	10/31/08	BGL	0.37			
Di-n-octylphthalate	mg/kg dry wt	ND	10/31/08	BGL	0.74			
4,6-Dinitro-2-methylphenol	mg/kg dry wt	ND	10/31/08	BGL	0.37			
2,4-Dinitrophenol	mg/kg dry wt	ND	10/31/08	BGL	0.74			
2,4-Dinitrotoluene	mg/kg dry wt	ND	10/31/08	BGL	0.37			
2,6-Dinitrotoluene	mg/kg dry wt	ND	10/31/08	BGL	0.37			
1,2-Diphenylhydrazine (as Azobenzene)	mg/kg dry wt	ND	10/31/08	BGL	0.37			
Fluoranthene	mg/kg dry wt	ND	10/31/08	BGL	0.183			
Fluorene	mg/kg dry wt	ND	10/31/08	BGL	0.183			
Hexachlorobenzene	mg/kg dry wt	ND	10/31/08	BGL	0.37			
Hexachlorobutadiene	mg/kg dry wt	ND	10/31/08	BGL	0.37			
Hexachlorocyclopentadiene	mg/kg dry wt	ND	10/31/08	BGL	0.74			
Hexachloroethane	mg/kg dry wt	ND	10/31/08	BGL	0.37			
Indeno(1,2,3-cd)pyrene	mg/kg dry wt	ND	10/31/08	BGL	0.183			
Isophorone	mg/kg dry wt	ND	10/31/08	BGL	0.37			
o-cresol	mg/kg dry wt	ND	10/31/08	BGL	0.37			
m & p-cresol(s)	mg/kg dry wt	ND	10/31/08	BGL	0.37			
2-Methylnaphthalene	mg/kg dry wt	ND	10/31/08	BGL	0.183			
Naphthalene	mg/kg dry wt	ND	10/31/08	BGL	0.183			
2-Nitroaniline	mg/kg dry wt	ND	10/31/08	BGL	0.37			
3-Nitroaniline	mg/kg dry wt	ND	10/31/08	BGL	0.37			
4-Nitroaniline	mg/kg dry wt	ND	10/31/08	BGL	0.37			
Nitrobenzene	mg/kg dry wt	ND	10/31/08	BGL	0.37			

RL = Reporting Limit

ND = Not Detected at or above the Reporting Limit

NM = Not Measured

SPEC LIMIT = a client specified recommended or regulatory level for comparison with data to determine PASS (P) or FAIL (F) condition of results.

* = See end of report for comments and notes applying to this sample

‡ = See attached chain-of-custody record for time sampled

con-test ANALYTICAL LABORATORY

39 Spruce Street ° East Longmeadow, MA 01028 ° FAX 413/525-6405 ° TEL. 413/525-2332

SARAH PERHALA
METCALF & EDDY - WALLINGFORD
860 N. MAIN STREET EXTENSION
WALLINGFORD, CT 06492

11/4/2008

Purchase Order No.:

Project Location: SKINNER STREET, EAST HAMPTON
Date Received: 10/27/2008
Field Sample # : HA 1 3-4FT

LIMS-BAT #: LIMT-20895
Job Number: 60049287.02

Sample ID : 08B43569 ‡Sampled : 10/27/2008
Not Specified

Sample Matrix: SOIL

	Units	Results	Date Analyzed	Analyst	RL	SPEC Limit Lo	SPEC Limit Hi	P/ F
2-Nitrophenol	mg/kg dry wt	ND	10/31/08	BGL	0.37			
4-Nitrophenol	mg/kg dry wt	ND	10/31/08	BGL	0.74			
N-Nitrosodiphenylamine	mg/kg dry wt	ND	10/31/08	BGL	0.37			
N-Nitroso-di-n-propylamine	mg/kg dry wt	ND	10/31/08	BGL	0.37			
Pentachloronitrobenzene	mg/kg dry wt	ND	10/31/08	BGL	0.37			
Pentachlorophenol	mg/kg dry wt	ND	10/31/08	BGL	0.37			
Phenanthrene	mg/kg dry wt	ND	10/31/08	BGL	0.183			
Phenol	mg/kg dry wt	ND	10/31/08	BGL	0.37			
Pyrene	mg/kg dry wt	ND	10/31/08	BGL	0.183			
Pyridine	mg/kg dry wt	ND	10/31/08	BGL	0.19			
1,2,4,5-Tetrachlorobenzene	mg/kg dry wt	ND	10/31/08	BGL	0.37			
1,2,4-Trichlorobenzene	mg/kg dry wt	ND	10/31/08	BGL	0.37			
2,4,5-Trichlorophenol	mg/kg dry wt	ND	10/31/08	BGL	0.37			
2,4,6-Trichlorophenol	mg/kg dry wt	ND	10/31/08	BGL	0.37			
Extraction Date 8270		10/29/2008	10/31/08	BGL				

Analytical Method:
SW846 8270
SAMPLES ARE EXTRACTED IN METHYLENE CHLORIDE/ACETONE AND FOLLOWED BY GC/MS TARGET COMPOUND ANALYSIS. REPORTED RESULTS AND REPORTING LIMITS FOR BENZOIC ACID AND PENTACHLORONITROBENZENE ARE ESTIMATED SINCE RESPONSE FACTOR FOR THESE COMPOUNDS ARE BELOW METHOD SPECIFICATIONS.

RL = Reporting Limit

ND = Not Detected at or above the Reporting Limit

NM = Not Measured

SPEC LIMIT = a client specified recommended or regulatory level for comparison with data to determine PASS (P) or FAIL (F) condition of results.

* = See end of report for comments and notes applying to this sample

‡ = See attached chain-of-custody record for time sampled

con-test ANALYTICAL LABORATORY

39 Spruce Street ° East Longmeadow, MA 01028 ° FAX 413/525-6405 ° TEL. 413/525-2332

SARAH PERHALA
METCALF & EDDY - WALLINGFORD
860 N. MAIN STREET EXTENSION
WALLINGFORD, CT 06492

11/4/2008

Purchase Order No.:

Project Location: SKINNER STREET, EAST HAMPTON
Date Received: 10/27/2008
Field Sample # : HA 2 2.5-3.5FT

LIMS-BAT #: LIMT-20895
Job Number: 60049287.02

Sample ID : 08B43571

‡Sampled : 10/27/2008
Not Specified

Sample Matrix: SOIL

	Units	Results	Date Analyzed	Analyst	RL	SPEC Limit Lo	SPEC Limit Hi	P/ F
Acenaphthene	mg/kg dry wt	ND	10/31/08	BGL	0.184			
Acenaphthylene	mg/kg dry wt	ND	10/31/08	BGL	0.184			
Acetophenone	mg/kg dry wt	ND	10/31/08	BGL	0.37			
Aniline	mg/kg dry wt	ND	10/31/08	BGL	0.37			
Anthracene	mg/kg dry wt	ND	10/31/08	BGL	0.184			
Benzoic Acid	mg/kg dry wt	ND	10/31/08	BGL	1.11			
Benzo(a)anthracene	mg/kg dry wt	ND	10/31/08	BGL	0.184			
Benzo(a)pyrene	mg/kg dry wt	ND	10/31/08	BGL	0.184			
Benzo(b)fluoranthene	mg/kg dry wt	ND	10/31/08	BGL	0.184			
Benzo(g,h,i)perylene	mg/kg dry wt	ND	10/31/08	BGL	0.184			
Benzo(k)fluoranthene	mg/kg dry wt	ND	10/31/08	BGL	0.184			
Bis(2-chloroethoxy)methane	mg/kg dry wt	ND	10/31/08	BGL	0.37			
Bis(2-chloroethyl)ether	mg/kg dry wt	ND	10/31/08	BGL	0.37			
Bis(2-chloroisopropyl)ether	mg/kg dry wt	ND	10/31/08	BGL	0.37			
Bis(2-ethylhexyl)phthalate	mg/kg dry wt	ND	10/31/08	BGL	0.37			
4-Bromophenyl phenyl ether	mg/kg dry wt	ND	10/31/08	BGL	0.37			
Butylbenzylphthalate	mg/kg dry wt	ND	10/31/08	BGL	0.74			
Carbazole	mg/kg dry wt	ND	10/31/08	BGL	0.19			
4-Chloroaniline	mg/kg dry wt	ND	10/31/08	BGL	0.74			
4-Chloro-3-methylphenol	mg/kg dry wt	ND	10/31/08	BGL	0.74			
2-Chloronaphthalene	mg/kg dry wt	ND	10/31/08	BGL	0.37			
2-Chlorophenol	mg/kg dry wt	ND	10/31/08	BGL	0.37			
4-Chlorophenylphenyl ether	mg/kg dry wt	ND	10/31/08	BGL	0.37			
Chrysene	mg/kg dry wt	ND	10/31/08	BGL	0.184			
Dibenzofuran	mg/kg dry wt	ND	10/31/08	BGL	0.37			
Dibenz(a,h)anthracene	mg/kg dry wt	ND	10/31/08	BGL	0.184			
1,2-Dichlorobenzene	mg/kg dry wt	ND	10/31/08	BGL	0.37			
1,3-Dichlorobenzene	mg/kg dry wt	ND	10/31/08	BGL	0.37			
1,4-Dichlorobenzene	mg/kg dry wt	ND	10/31/08	BGL	0.37			

RL = Reporting Limit

ND = Not Detected at or above the Reporting Limit

NM = Not Measured

SPEC LIMIT = a client specified recommended or regulatory level for comparison with data to determine PASS (P) or FAIL (F) condition of results.

* = See end of report for comments and notes applying to this sample

‡ = See attached chain-of-custody record for time sampled

con-test ANALYTICAL LABORATORY

39 Spruce Street ° East Longmeadow, MA 01028 ° FAX 413/525-6405 ° TEL. 413/525-2332

SARAH PERHALA
METCALF & EDDY - WALLINGFORD
860 N. MAIN STREET EXTENSION
WALLINGFORD, CT 06492

11/4/2008

Purchase Order No.:

Project Location: SKINNER STREET, EAST HAMPTON
Date Received: 10/27/2008
Field Sample # : HA 2 2.5-3.5FT

LIMS-BAT #: LIMT-20895
Job Number: 60049287.02

Sample ID : 08B43571

‡Sampled : 10/27/2008
Not Specified

Sample Matrix: SOIL

	Units	Results	Date Analyzed	Analyst	RL	SPEC Limit Lo	SPEC Limit Hi	P/ F
3,3'-Dichlorobenzidine	mg/kg dry wt	ND	10/31/08	BGL	0.19			
2,4-Dichlorophenol	mg/kg dry wt	ND	10/31/08	BGL	0.37			
Diethylphthalate	mg/kg dry wt	ND	10/31/08	BGL	0.37			
2,4-Dimethylphenol	mg/kg dry wt	ND	10/31/08	BGL	0.37			
Dimethylphthalate	mg/kg dry wt	ND	10/31/08	BGL	0.74			
Di-n-butylphthalate	mg/kg dry wt	ND	10/31/08	BGL	0.37			
Di-n-octylphthalate	mg/kg dry wt	ND	10/31/08	BGL	0.74			
4,6-Dinitro-2-methylphenol	mg/kg dry wt	ND	10/31/08	BGL	0.37			
2,4-Dinitrophenol	mg/kg dry wt	ND	10/31/08	BGL	0.74			
2,4-Dinitrotoluene	mg/kg dry wt	ND	10/31/08	BGL	0.37			
2,6-Dinitrotoluene	mg/kg dry wt	ND	10/31/08	BGL	0.37			
1,2-Diphenylhydrazine (as Azobenzene)	mg/kg dry wt	ND	10/31/08	BGL	0.37			
Fluoranthene	mg/kg dry wt	ND	10/31/08	BGL	0.184			
Fluorene	mg/kg dry wt	ND	10/31/08	BGL	0.184			
Hexachlorobenzene	mg/kg dry wt	ND	10/31/08	BGL	0.37			
Hexachlorobutadiene	mg/kg dry wt	ND	10/31/08	BGL	0.37			
Hexachlorocyclopentadiene	mg/kg dry wt	ND	10/31/08	BGL	0.74			
Hexachloroethane	mg/kg dry wt	ND	10/31/08	BGL	0.37			
Indeno(1,2,3-cd)pyrene	mg/kg dry wt	ND	10/31/08	BGL	0.184			
Isophorone	mg/kg dry wt	ND	10/31/08	BGL	0.37			
o-cresol	mg/kg dry wt	ND	10/31/08	BGL	0.37			
m & p-cresol(s)	mg/kg dry wt	ND	10/31/08	BGL	0.37			
2-Methylnaphthalene	mg/kg dry wt	ND	10/31/08	BGL	0.184			
Naphthalene	mg/kg dry wt	ND	10/31/08	BGL	0.184			
2-Nitroaniline	mg/kg dry wt	ND	10/31/08	BGL	0.37			
3-Nitroaniline	mg/kg dry wt	ND	10/31/08	BGL	0.37			
4-Nitroaniline	mg/kg dry wt	ND	10/31/08	BGL	0.37			
Nitrobenzene	mg/kg dry wt	ND	10/31/08	BGL	0.37			

RL = Reporting Limit

ND = Not Detected at or above the Reporting Limit

NM = Not Measured

SPEC LIMIT = a client specified recommended or regulatory level for comparison with data to determine PASS (P) or FAIL (F) condition of results.

* = See end of report for comments and notes applying to this sample

‡ = See attached chain-of-custody record for time sampled

con-test ANALYTICAL LABORATORY

39 Spruce Street ° East Longmeadow, MA 01028 ° FAX 413/525-6405 ° TEL. 413/525-2332

SARAH PERHALA
METCALF & EDDY - WALLINGFORD
860 N. MAIN STREET EXTENSION
WALLINGFORD, CT 06492

11/4/2008

Purchase Order No.:

Project Location: SKINNER STREET, EAST HAMPTON
Date Received: 10/27/2008
Field Sample # : HA 2 2.5-3.5FT

LIMS-BAT #: LIMT-20895
Job Number: 60049287.02

Sample ID : 08B43571 ‡Sampled : 10/27/2008
Not Specified

Sample Matrix: SOIL

	Units	Results	Date Analyzed	Analyst	RL	SPEC Limit Lo	SPEC Limit Hi	P/ F
2-Nitrophenol	mg/kg dry wt	ND	10/31/08	BGL	0.37			
4-Nitrophenol	mg/kg dry wt	ND	10/31/08	BGL	0.74			
N-Nitrosodiphenylamine	mg/kg dry wt	ND	10/31/08	BGL	0.37			
N-Nitroso-di-n-propylamine	mg/kg dry wt	ND	10/31/08	BGL	0.37			
Pentachloronitrobenzene	mg/kg dry wt	ND	10/31/08	BGL	0.37			
Pentachlorophenol	mg/kg dry wt	ND	10/31/08	BGL	0.37			
Phenanthrene	mg/kg dry wt	ND	10/31/08	BGL	0.184			
Phenol	mg/kg dry wt	ND	10/31/08	BGL	0.37			
Pyrene	mg/kg dry wt	ND	10/31/08	BGL	0.184			
Pyridine	mg/kg dry wt	ND	10/31/08	BGL	0.19			
1,2,4,5-Tetrachlorobenzene	mg/kg dry wt	ND	10/31/08	BGL	0.37			
1,2,4-Trichlorobenzene	mg/kg dry wt	ND	10/31/08	BGL	0.37			
2,4,5-Trichlorophenol	mg/kg dry wt	ND	10/31/08	BGL	0.37			
2,4,6-Trichlorophenol	mg/kg dry wt	ND	10/31/08	BGL	0.37			
Extraction Date 8270		10/29/2008	10/31/08	BGL				

Analytical Method:
SW846 8270
SAMPLES ARE EXTRACTED IN METHYLENE CHLORIDE/ACETONE AND FOLLOWED BY GC/MS TARGET COMPOUND ANALYSIS. REPORTED RESULTS AND REPORTING LIMITS FOR BENZOIC ACID AND PENTACHLORONITROBENZENE ARE ESTIMATED SINCE RESPONSE FACTOR FOR THESE COMPOUNDS ARE BELOW METHOD SPECIFICATIONS.

RL = Reporting Limit

ND = Not Detected at or above the Reporting Limit

NM = Not Measured

SPEC LIMIT = a client specified recommended or regulatory level for comparison with data to determine PASS (P) or FAIL (F) condition of results.

* = See end of report for comments and notes applying to this sample

‡ = See attached chain-of-custody record for time sampled

con-test ANALYTICAL LABORATORY

39 Spruce Street ° East Longmeadow, MA 01028 ° FAX 413/525-6405 ° TEL. 413/525-2332

SARAH PERHALA
METCALF & EDDY - WALLINGFORD
860 N. MAIN STREET EXTENSION
WALLINGFORD, CT 06492

11/4/2008

Purchase Order No.:

Project Location: SKINNER STREET, EAST HAMPTON
Date Received: 10/27/2008
Field Sample # : HA 3 3-4FT

LIMS-BAT #: LIMT-20895
Job Number: 60049287.02

Sample ID : 08B43574 ‡Sampled : 10/27/2008
Not Specified

Sample Matrix: SOIL

	Units	Results	Date Analyzed	Analyst	RL	SPEC Limit Lo	SPEC Limit Hi	P/ F
Acenaphthene	mg/kg dry wt	1.65	10/31/08	BGL	0.199			
Acenaphthylene	mg/kg dry wt	ND	10/31/08	BGL	0.199			
Acetophenone	mg/kg dry wt	ND	10/31/08	BGL	0.40			
Aniline	mg/kg dry wt	ND	10/31/08	BGL	0.40			
Anthracene	mg/kg dry wt	2.51	10/31/08	BGL	0.199			
Benzoic Acid	mg/kg dry wt	ND	10/31/08	BGL	1.19			
Benzo(a)anthracene	mg/kg dry wt	3.80	10/31/08	BGL	0.199			
Benzo(a)pyrene	mg/kg dry wt	3.47	10/31/08	BGL	0.199			
Benzo(b)fluoranthene	mg/kg dry wt	3.42	10/31/08	BGL	0.199			
Benzo(g,h,i)perylene	mg/kg dry wt	1.81	10/31/08	BGL	0.199			
Benzo(k)fluoranthene	mg/kg dry wt	1.85	10/31/08	BGL	0.199			
Bis(2-chloroethoxy)methane	mg/kg dry wt	ND	10/31/08	BGL	0.40			
Bis(2-chloroethyl)ether	mg/kg dry wt	ND	10/31/08	BGL	0.40			
Bis(2-chloroisopropyl)ether	mg/kg dry wt	ND	10/31/08	BGL	0.40			
Bis(2-ethylhexyl)phthalate	mg/kg dry wt	0.78	10/31/08	BGL	0.40			
4-Bromophenyl phenyl ether	mg/kg dry wt	ND	10/31/08	BGL	0.40			
Butylbenzylphthalate	mg/kg dry wt	ND	10/31/08	BGL	0.80			
Carbazole	mg/kg dry wt	1.23	10/31/08	BGL	0.20			
4-Chloroaniline	mg/kg dry wt	ND	10/31/08	BGL	0.80			
4-Chloro-3-methylphenol	mg/kg dry wt	ND	10/31/08	BGL	0.80			
2-Chloronaphthalene	mg/kg dry wt	ND	10/31/08	BGL	0.40			
2-Chlorophenol	mg/kg dry wt	ND	10/31/08	BGL	0.40			
4-Chlorophenylphenyl ether	mg/kg dry wt	ND	10/31/08	BGL	0.40			
Chrysene	mg/kg dry wt	3.86	10/31/08	BGL	0.199			
Dibenzofuran	mg/kg dry wt	0.88	10/31/08	BGL	0.40			
Dibenz(a,h)anthracene	mg/kg dry wt	ND	10/31/08	BGL	0.199			
1,2-Dichlorobenzene	mg/kg dry wt	ND	10/31/08	BGL	0.40			
1,3-Dichlorobenzene	mg/kg dry wt	ND	10/31/08	BGL	0.40			
1,4-Dichlorobenzene	mg/kg dry wt	ND	10/31/08	BGL	0.40			

RL = Reporting Limit

ND = Not Detected at or above the Reporting Limit

NM = Not Measured

SPEC LIMIT = a client specified recommended or regulatory level for comparison with data to determine PASS (P) or FAIL (F) condition of results.

* = See end of report for comments and notes applying to this sample

‡ = See attached chain-of-custody record for time sampled

con-test ANALYTICAL LABORATORY

39 Spruce Street ° East Longmeadow, MA 01028 ° FAX 413/525-6405 ° TEL. 413/525-2332

SARAH PERHALA
METCALF & EDDY - WALLINGFORD
860 N. MAIN STREET EXTENSION
WALLINGFORD, CT 06492

11/4/2008

Purchase Order No.:

Project Location: SKINNER STREET, EAST HAMPTON
Date Received: 10/27/2008
Field Sample # : HA 3 3-4FT

LIMS-BAT #: LIMT-20895
Job Number: 60049287.02

Sample ID : 08B43574

‡Sampled : 10/27/2008
Not Specified

Sample Matrix: SOIL

	Units	Results	Date Analyzed	Analyst	RL	SPEC Limit Lo	SPEC Limit Hi	P/ F
3,3'-Dichlorobenzidine	mg/kg dry wt	ND	10/31/08	BGL	0.20			
2,4-Dichlorophenol	mg/kg dry wt	ND	10/31/08	BGL	0.40			
Diethylphthalate	mg/kg dry wt	ND	10/31/08	BGL	0.40			
2,4-Dimethylphenol	mg/kg dry wt	ND	10/31/08	BGL	0.40			
Dimethylphthalate	mg/kg dry wt	ND	10/31/08	BGL	0.80			
Di-n-butylphthalate	mg/kg dry wt	ND	10/31/08	BGL	0.40			
Di-n-octylphthalate	mg/kg dry wt	ND	10/31/08	BGL	0.80			
4,6-Dinitro-2-methylphenol	mg/kg dry wt	ND	10/31/08	BGL	0.40			
2,4-Dinitrophenol	mg/kg dry wt	ND	10/31/08	BGL	0.80			
2,4-Dinitrotoluene	mg/kg dry wt	ND	10/31/08	BGL	0.40			
2,6-Dinitrotoluene	mg/kg dry wt	ND	10/31/08	BGL	0.40			
1,2-Diphenylhydrazine (as Azobenzene)	mg/kg dry wt	ND	10/31/08	BGL	0.40			
Fluoranthene	mg/kg dry wt	10.5	10/31/08	BGL	0.199			
Fluorene	mg/kg dry wt	1.50	10/31/08	BGL	0.199			
Hexachlorobenzene	mg/kg dry wt	ND	10/31/08	BGL	0.40			
Hexachlorobutadiene	mg/kg dry wt	ND	10/31/08	BGL	0.40			
Hexachlorocyclopentadiene	mg/kg dry wt	ND	10/31/08	BGL	0.80			
Hexachloroethane	mg/kg dry wt	ND	10/31/08	BGL	0.40			
Indeno(1,2,3-cd)pyrene	mg/kg dry wt	2.20	10/31/08	BGL	0.199			
Isophorone	mg/kg dry wt	ND	10/31/08	BGL	0.40			
o-cresol	mg/kg dry wt	ND	10/31/08	BGL	0.40			
m & p-cresol(s)	mg/kg dry wt	ND	10/31/08	BGL	0.40			
2-Methylnaphthalene	mg/kg dry wt	0.419	10/31/08	BGL	0.199			
Naphthalene	mg/kg dry wt	1.58	10/31/08	BGL	0.199			
2-Nitroaniline	mg/kg dry wt	ND	10/31/08	BGL	0.40			
3-Nitroaniline	mg/kg dry wt	ND	10/31/08	BGL	0.40			
4-Nitroaniline	mg/kg dry wt	ND	10/31/08	BGL	0.40			
Nitrobenzene	mg/kg dry wt	ND	10/31/08	BGL	0.40			

RL = Reporting Limit

ND = Not Detected at or above the Reporting Limit

NM = Not Measured

SPEC LIMIT = a client specified recommended or regulatory level for comparison with data to determine PASS (P) or FAIL (F) condition of results.

* = See end of report for comments and notes applying to this sample

‡ = See attached chain-of-custody record for time sampled

con-test ANALYTICAL LABORATORY

39 Spruce Street ° East Longmeadow, MA 01028 ° FAX 413/525-6405 ° TEL. 413/525-2332

SARAH PERHALA
METCALF & EDDY - WALLINGFORD
860 N. MAIN STREET EXTENSION
WALLINGFORD, CT 06492

11/4/2008

Purchase Order No.:

Project Location: SKINNER STREET, EAST HAMPTON
Date Received: 10/27/2008
Field Sample # : HA 3 3-4FT

LIMS-BAT #: LIMT-20895
Job Number: 60049287.02

Sample ID : 08B43574 ‡Sampled : 10/27/2008
Not Specified

Sample Matrix: SOIL

	Units	Results	Date Analyzed	Analyst	RL	SPEC Limit Lo	SPEC Limit Hi	P/ F
2-Nitrophenol	mg/kg dry wt	ND	10/31/08	BGL	0.40			
4-Nitrophenol	mg/kg dry wt	ND	10/31/08	BGL	0.80			
N-Nitrosodiphenylamine	mg/kg dry wt	ND	10/31/08	BGL	0.40			
N-Nitroso-di-n-propylamine	mg/kg dry wt	ND	10/31/08	BGL	0.40			
Pentachloronitrobenzene	mg/kg dry wt	ND	10/31/08	BGL	0.40			
Pentachlorophenol	mg/kg dry wt	ND	10/31/08	BGL	0.40			
Phenanthrene	mg/kg dry wt	11.9	10/31/08	BGL	0.199			
Phenol	mg/kg dry wt	ND	10/31/08	BGL	0.40			
Pyrene	mg/kg dry wt	9.75	10/31/08	BGL	0.199			
Pyridine	mg/kg dry wt	ND	10/31/08	BGL	0.20			
1,2,4,5-Tetrachlorobenzene	mg/kg dry wt	ND	10/31/08	BGL	0.40			
1,2,4-Trichlorobenzene	mg/kg dry wt	ND	10/31/08	BGL	0.40			
2,4,5-Trichlorophenol	mg/kg dry wt	ND	10/31/08	BGL	0.40			
2,4,6-Trichlorophenol	mg/kg dry wt	ND	10/31/08	BGL	0.40			
Extraction Date 8270		10/29/2008	10/31/08	BGL				

Analytical Method:
SW846 8270
SAMPLES ARE EXTRACTED IN METHYLENE CHLORIDE/ACETONE AND FOLLOWED BY GC/MS TARGET COMPOUND ANALYSIS. REPORTED RESULTS AND REPORTING LIMITS FOR BENZOIC ACID AND PENTACHLORONITROBENZENE ARE ESTIMATED SINCE RESPONSE FACTOR FOR THESE COMPOUNDS ARE BELOW METHOD SPECIFICATIONS.

RL = Reporting Limit

ND = Not Detected at or above the Reporting Limit

NM = Not Measured

SPEC LIMIT = a client specified recommended or regulatory level for comparison with data to determine PASS (P) or FAIL (F) condition of results.

* = See end of report for comments and notes applying to this sample

‡ = See attached chain-of-custody record for time sampled

con-test ANALYTICAL LABORATORY

39 Spruce Street ° East Longmeadow, MA 01028 ° FAX 413/525-6405 ° TEL. 413/525-2332

SARAH PERHALA
METCALF & EDDY - WALLINGFORD
860 N. MAIN STREET EXTENSION
WALLINGFORD, CT 06492

11/4/2008

Purchase Order No.:

Project Location: SKINNER STREET, EAST HAMPTON
Date Received: 10/27/2008
Field Sample # : HA 4 1-2FT

LIMS-BAT #: LIMT-20895
Job Number: 60049287.02

Sample ID : 08B43576 ‡Sampled : 10/27/2008
Not Specified

Sample Matrix: SOIL

	Units	Results	Date Analyzed	Analyst	RL	SPEC Limit Lo	SPEC Limit Hi	P/ F
Acenaphthene	mg/kg dry wt	ND	11/02/08	BGL	0.215			
Acenaphthylene	mg/kg dry wt	ND	11/02/08	BGL	0.215			
Acetophenone	mg/kg dry wt	ND	11/02/08	BGL	0.43			
Aniline	mg/kg dry wt	ND	11/02/08	BGL	0.43			
Anthracene	mg/kg dry wt	ND	11/02/08	BGL	0.215			
Benzoic Acid	mg/kg dry wt	ND	11/02/08	BGL	1.29			
Benzo(a)anthracene	mg/kg dry wt	ND	11/02/08	BGL	0.215			
Benzo(a)pyrene	mg/kg dry wt	ND	11/02/08	BGL	0.215			
Benzo(b)fluoranthene	mg/kg dry wt	ND	11/02/08	BGL	0.215			
Benzo(g,h,i)perylene	mg/kg dry wt	ND	11/02/08	BGL	0.215			
Benzo(k)fluoranthene	mg/kg dry wt	ND	11/02/08	BGL	0.215			
Bis(2-chloroethoxy)methane	mg/kg dry wt	ND	11/02/08	BGL	0.43			
Bis(2-chloroethyl)ether	mg/kg dry wt	ND	11/02/08	BGL	0.43			
Bis(2-chloroisopropyl)ether	mg/kg dry wt	ND	11/02/08	BGL	0.43			
Bis(2-ethylhexyl)phthalate	mg/kg dry wt	ND	11/02/08	BGL	0.43			
4-Bromophenyl phenyl ether	mg/kg dry wt	ND	11/02/08	BGL	0.43			
Butylbenzylphthalate	mg/kg dry wt	ND	11/02/08	BGL	0.86			
Carbazole	mg/kg dry wt	ND	11/02/08	BGL	0.22			
4-Chloroaniline	mg/kg dry wt	ND	11/02/08	BGL	0.86			
4-Chloro-3-methylphenol	mg/kg dry wt	ND	11/02/08	BGL	0.86			
2-Chloronaphthalene	mg/kg dry wt	ND	11/02/08	BGL	0.43			
2-Chlorophenol	mg/kg dry wt	ND	11/02/08	BGL	0.43			
4-Chlorophenylphenyl ether	mg/kg dry wt	ND	11/02/08	BGL	0.43			
Chrysene	mg/kg dry wt	ND	11/02/08	BGL	0.215			
Dibenzofuran	mg/kg dry wt	ND	11/02/08	BGL	0.43			
Dibenz(a,h)anthracene	mg/kg dry wt	ND	11/02/08	BGL	0.215			
1,2-Dichlorobenzene	mg/kg dry wt	ND	11/02/08	BGL	0.43			
1,3-Dichlorobenzene	mg/kg dry wt	ND	11/02/08	BGL	0.43			
1,4-Dichlorobenzene	mg/kg dry wt	ND	11/02/08	BGL	0.43			

RL = Reporting Limit

ND = Not Detected at or above the Reporting Limit

NM = Not Measured

SPEC LIMIT = a client specified recommended or regulatory level for comparison with data to determine PASS (P) or FAIL (F) condition of results.

* = See end of report for comments and notes applying to this sample

‡ = See attached chain-of-custody record for time sampled

con-test ANALYTICAL LABORATORY

39 Spruce Street ° East Longmeadow, MA 01028 ° FAX 413/525-6405 ° TEL. 413/525-2332

SARAH PERHALA
METCALF & EDDY - WALLINGFORD
860 N. MAIN STREET EXTENSION
WALLINGFORD, CT 06492

11/4/2008

Purchase Order No.:

Project Location: SKINNER STREET, EAST HAMPTON
Date Received: 10/27/2008
Field Sample # : HA 4 1-2FT

LIMS-BAT #: LIMT-20895
Job Number: 60049287.02

Sample ID : 08B43576

‡Sampled : 10/27/2008
Not Specified

Sample Matrix: SOIL

	Units	Results	Date Analyzed	Analyst	RL	SPEC Limit Lo	SPEC Limit Hi	P/ F
3,3'-Dichlorobenzidine	mg/kg dry wt	ND	11/02/08	BGL	0.22			
2,4-Dichlorophenol	mg/kg dry wt	ND	11/02/08	BGL	0.43			
Diethylphthalate	mg/kg dry wt	ND	11/02/08	BGL	0.43			
2,4-Dimethylphenol	mg/kg dry wt	ND	11/02/08	BGL	0.43			
Dimethylphthalate	mg/kg dry wt	ND	11/02/08	BGL	0.86			
Di-n-butylphthalate	mg/kg dry wt	ND	11/02/08	BGL	0.43			
Di-n-octylphthalate	mg/kg dry wt	ND	11/02/08	BGL	0.86			
4,6-Dinitro-2-methylphenol	mg/kg dry wt	ND	11/02/08	BGL	0.43			
2,4-Dinitrophenol	mg/kg dry wt	ND	11/02/08	BGL	0.86			
2,4-Dinitrotoluene	mg/kg dry wt	ND	11/02/08	BGL	0.43			
2,6-Dinitrotoluene	mg/kg dry wt	ND	11/02/08	BGL	0.43			
1,2-Diphenylhydrazine (as Azobenzene)	mg/kg dry wt	ND	11/02/08	BGL	0.43			
Fluoranthene	mg/kg dry wt	ND	11/02/08	BGL	0.215			
Fluorene	mg/kg dry wt	ND	11/02/08	BGL	0.215			
Hexachlorobenzene	mg/kg dry wt	ND	11/02/08	BGL	0.43			
Hexachlorobutadiene	mg/kg dry wt	ND	11/02/08	BGL	0.43			
Hexachlorocyclopentadiene	mg/kg dry wt	ND	11/02/08	BGL	0.86			
Hexachloroethane	mg/kg dry wt	ND	11/02/08	BGL	0.43			
Indeno(1,2,3-cd)pyrene	mg/kg dry wt	ND	11/02/08	BGL	0.215			
Isophorone	mg/kg dry wt	ND	11/02/08	BGL	0.43			
o-cresol	mg/kg dry wt	ND	11/02/08	BGL	0.43			
m & p-cresol(s)	mg/kg dry wt	ND	11/02/08	BGL	0.43			
2-Methylnaphthalene	mg/kg dry wt	ND	11/02/08	BGL	0.215			
Naphthalene	mg/kg dry wt	ND	11/02/08	BGL	0.215			
2-Nitroaniline	mg/kg dry wt	ND	11/02/08	BGL	0.43			
3-Nitroaniline	mg/kg dry wt	ND	11/02/08	BGL	0.43			
4-Nitroaniline	mg/kg dry wt	ND	11/02/08	BGL	0.43			
Nitrobenzene	mg/kg dry wt	ND	11/02/08	BGL	0.43			

RL = Reporting Limit

ND = Not Detected at or above the Reporting Limit

NM = Not Measured

SPEC LIMIT = a client specified recommended or regulatory level for comparison with data to determine PASS (P) or FAIL (F) condition of results.

* = See end of report for comments and notes applying to this sample

‡ = See attached chain-of-custody record for time sampled

con-test ANALYTICAL LABORATORY

39 Spruce Street ° East Longmeadow, MA 01028 ° FAX 413/525-6405 ° TEL. 413/525-2332

SARAH PERHALA
METCALF & EDDY - WALLINGFORD
860 N. MAIN STREET EXTENSION
WALLINGFORD, CT 06492

11/4/2008

Purchase Order No.:

Project Location: SKINNER STREET, EAST HAMPTON
Date Received: 10/27/2008
Field Sample # : HA 4 1-2FT

LIMS-BAT #: LIMT-20895
Job Number: 60049287.02

Sample ID : 08B43576 ‡Sampled : 10/27/2008
Not Specified

Sample Matrix: SOIL

	Units	Results	Date Analyzed	Analyst	RL	SPEC Limit Lo	SPEC Limit Hi	P/ F
2-Nitrophenol	mg/kg dry wt	ND	11/02/08	BGL	0.43			
4-Nitrophenol	mg/kg dry wt	ND	11/02/08	BGL	0.86			
N-Nitrosodiphenylamine	mg/kg dry wt	ND	11/02/08	BGL	0.43			
N-Nitroso-di-n-propylamine	mg/kg dry wt	ND	11/02/08	BGL	0.43			
Pentachloronitrobenzene	mg/kg dry wt	ND	11/02/08	BGL	0.43			
Pentachlorophenol	mg/kg dry wt	ND	11/02/08	BGL	0.43			
Phenanthrene	mg/kg dry wt	ND	11/02/08	BGL	0.215			
Phenol	mg/kg dry wt	ND	11/02/08	BGL	0.43			
Pyrene	mg/kg dry wt	ND	11/02/08	BGL	0.215			
Pyridine	mg/kg dry wt	ND	11/02/08	BGL	0.22			
1,2,4,5-Tetrachlorobenzene	mg/kg dry wt	ND	11/02/08	BGL	0.43			
1,2,4-Trichlorobenzene	mg/kg dry wt	ND	11/02/08	BGL	0.43			
2,4,5-Trichlorophenol	mg/kg dry wt	ND	11/02/08	BGL	0.43			
2,4,6-Trichlorophenol	mg/kg dry wt	ND	11/02/08	BGL	0.43			
Extraction Date 8270		10/29/2008	11/02/08	BGL				

Analytical Method:
SW846 8270
SAMPLES ARE EXTRACTED IN METHYLENE CHLORIDE/ACETONE AND FOLLOWED BY GC/MS TARGET COMPOUND ANALYSIS. REPORTED RESULTS AND REPORTING LIMITS FOR BENZOIC ACID AND PENTACHLORONITROBENZENE ARE ESTIMATED SINCE RESPONSE FACTOR FOR THESE COMPOUNDS ARE BELOW METHOD SPECIFICATIONS.

RL = Reporting Limit

ND = Not Detected at or above the Reporting Limit

NM = Not Measured

SPEC LIMIT = a client specified recommended or regulatory level for comparison with data to determine PASS (P) or FAIL (F) condition of results.

* = See end of report for comments and notes applying to this sample

‡ = See attached chain-of-custody record for time sampled

con-test ANALYTICAL LABORATORY

39 Spruce Street ° East Longmeadow, MA 01028 ° FAX 413/525-6405 ° TEL. 413/525-2332

SARAH PERHALA
METCALF & EDDY - WALLINGFORD
860 N. MAIN STREET EXTENSION
WALLINGFORD, CT 06492

11/4/2008

Purchase Order No.:

Project Location: SKINNER STREET, EAST HAMPTON
Date Received: 10/27/2008
Field Sample # : SS 1 0-6IN

LIMS-BAT #: LIMT-20895
Job Number: 60049287.02

Sample ID : 08B43568

‡Sampled : 10/27/2008
Not Specified

Sample Matrix: SOIL

	Units	Results	Date Analyzed	Analyst	RL	SPEC Limit Lo	SPEC Limit Hi	P/ F
Acenaphthene	mg/kg dry wt	ND	10/31/08	BGL	0.184			
Acenaphthylene	mg/kg dry wt	ND	10/31/08	BGL	0.184			
Acetophenone	mg/kg dry wt	ND	10/31/08	BGL	0.37			
Aniline	mg/kg dry wt	ND	10/31/08	BGL	0.37			
Anthracene	mg/kg dry wt	ND	10/31/08	BGL	0.184			
Benzoic Acid	mg/kg dry wt	ND	10/31/08	BGL	1.10			
Benzo(a)anthracene	mg/kg dry wt	ND	10/31/08	BGL	0.184			
Benzo(a)pyrene	mg/kg dry wt	ND	10/31/08	BGL	0.184			
Benzo(b)fluoranthene	mg/kg dry wt	ND	10/31/08	BGL	0.184			
Benzo(g,h,i)perylene	mg/kg dry wt	ND	10/31/08	BGL	0.184			
Benzo(k)fluoranthene	mg/kg dry wt	ND	10/31/08	BGL	0.184			
Bis(2-chloroethoxy)methane	mg/kg dry wt	ND	10/31/08	BGL	0.37			
Bis(2-chloroethyl)ether	mg/kg dry wt	ND	10/31/08	BGL	0.37			
Bis(2-chloroisopropyl)ether	mg/kg dry wt	ND	10/31/08	BGL	0.37			
Bis(2-ethylhexyl)phthalate	mg/kg dry wt	ND	10/31/08	BGL	0.37			
4-Bromophenyl phenyl ether	mg/kg dry wt	ND	10/31/08	BGL	0.37			
Butylbenzylphthalate	mg/kg dry wt	ND	10/31/08	BGL	0.74			
Carbazole	mg/kg dry wt	ND	10/31/08	BGL	0.19			
4-Chloroaniline	mg/kg dry wt	ND	10/31/08	BGL	0.74			
4-Chloro-3-methylphenol	mg/kg dry wt	ND	10/31/08	BGL	0.74			
2-Chloronaphthalene	mg/kg dry wt	ND	10/31/08	BGL	0.37			
2-Chlorophenol	mg/kg dry wt	ND	10/31/08	BGL	0.37			
4-Chlorophenylphenyl ether	mg/kg dry wt	ND	10/31/08	BGL	0.37			
Chrysene	mg/kg dry wt	ND	10/31/08	BGL	0.184			
Dibenzofuran	mg/kg dry wt	ND	10/31/08	BGL	0.37			
Dibenz(a,h)anthracene	mg/kg dry wt	ND	10/31/08	BGL	0.184			
1,2-Dichlorobenzene	mg/kg dry wt	ND	10/31/08	BGL	0.37			
1,3-Dichlorobenzene	mg/kg dry wt	ND	10/31/08	BGL	0.37			
1,4-Dichlorobenzene	mg/kg dry wt	ND	10/31/08	BGL	0.37			

RL = Reporting Limit

ND = Not Detected at or above the Reporting Limit

NM = Not Measured

SPEC LIMIT = a client specified recommended or regulatory level for comparison with data to determine PASS (P) or FAIL (F) condition of results.

* = See end of report for comments and notes applying to this sample

‡ = See attached chain-of-custody record for time sampled

con-test ANALYTICAL LABORATORY

39 Spruce Street ° East Longmeadow, MA 01028 ° FAX 413/525-6405 ° TEL. 413/525-2332

SARAH PERHALA
METCALF & EDDY - WALLINGFORD
860 N. MAIN STREET EXTENSION
WALLINGFORD, CT 06492

11/4/2008

Purchase Order No.:

Project Location: SKINNER STREET, EAST HAMPTON
Date Received: 10/27/2008
Field Sample # : SS 1 0-6IN

LIMS-BAT #: LIMT-20895
Job Number: 60049287.02

Sample ID : 08B43568

‡Sampled : 10/27/2008
Not Specified

Sample Matrix: SOIL

	Units	Results	Date Analyzed	Analyst	RL	SPEC Limit Lo	SPEC Limit Hi	P/ F
3,3'-Dichlorobenzidine	mg/kg dry wt	ND	10/31/08	BGL	0.19			
2,4-Dichlorophenol	mg/kg dry wt	ND	10/31/08	BGL	0.37			
Diethylphthalate	mg/kg dry wt	ND	10/31/08	BGL	0.37			
2,4-Dimethylphenol	mg/kg dry wt	ND	10/31/08	BGL	0.37			
Dimethylphthalate	mg/kg dry wt	ND	10/31/08	BGL	0.74			
Di-n-butylphthalate	mg/kg dry wt	ND	10/31/08	BGL	0.37			
Di-n-octylphthalate	mg/kg dry wt	ND	10/31/08	BGL	0.74			
4,6-Dinitro-2-methylphenol	mg/kg dry wt	ND	10/31/08	BGL	0.37			
2,4-Dinitrophenol	mg/kg dry wt	ND	10/31/08	BGL	0.74			
2,4-Dinitrotoluene	mg/kg dry wt	ND	10/31/08	BGL	0.37			
2,6-Dinitrotoluene	mg/kg dry wt	ND	10/31/08	BGL	0.37			
1,2-Diphenylhydrazine (as Azobenzene)	mg/kg dry wt	ND	10/31/08	BGL	0.37			
Fluoranthene	mg/kg dry wt	ND	10/31/08	BGL	0.184			
Fluorene	mg/kg dry wt	ND	10/31/08	BGL	0.184			
Hexachlorobenzene	mg/kg dry wt	ND	10/31/08	BGL	0.37			
Hexachlorobutadiene	mg/kg dry wt	ND	10/31/08	BGL	0.37			
Hexachlorocyclopentadiene	mg/kg dry wt	ND	10/31/08	BGL	0.74			
Hexachloroethane	mg/kg dry wt	ND	10/31/08	BGL	0.37			
Indeno(1,2,3-cd)pyrene	mg/kg dry wt	ND	10/31/08	BGL	0.184			
Isophorone	mg/kg dry wt	ND	10/31/08	BGL	0.37			
o-cresol	mg/kg dry wt	ND	10/31/08	BGL	0.37			
m & p-cresol(s)	mg/kg dry wt	ND	10/31/08	BGL	0.37			
2-Methylnaphthalene	mg/kg dry wt	ND	10/31/08	BGL	0.184			
Naphthalene	mg/kg dry wt	ND	10/31/08	BGL	0.184			
2-Nitroaniline	mg/kg dry wt	ND	10/31/08	BGL	0.37			
3-Nitroaniline	mg/kg dry wt	ND	10/31/08	BGL	0.37			
4-Nitroaniline	mg/kg dry wt	ND	10/31/08	BGL	0.37			
Nitrobenzene	mg/kg dry wt	ND	10/31/08	BGL	0.37			

RL = Reporting Limit

ND = Not Detected at or above the Reporting Limit

NM = Not Measured

SPEC LIMIT = a client specified recommended or regulatory level for comparison with data to determine PASS (P) or FAIL (F) condition of results.

* = See end of report for comments and notes applying to this sample

‡ = See attached chain-of-custody record for time sampled

con-test ANALYTICAL LABORATORY

39 Spruce Street ° East Longmeadow, MA 01028 ° FAX 413/525-6405 ° TEL. 413/525-2332

SARAH PERHALA
METCALF & EDDY - WALLINGFORD
860 N. MAIN STREET EXTENSION
WALLINGFORD, CT 06492

11/4/2008

Purchase Order No.:

Project Location: SKINNER STREET, EAST HAMPTON
Date Received: 10/27/2008
Field Sample # : SS 1 0-6IN

LIMS-BAT #: LIMT-20895
Job Number: 60049287.02

Sample ID : 08B43568 ‡Sampled : 10/27/2008
Not Specified

Sample Matrix: SOIL

	Units	Results	Date Analyzed	Analyst	RL	SPEC Limit Lo	SPEC Limit Hi	P/ F
2-Nitrophenol	mg/kg dry wt	ND	10/31/08	BGL	0.37			
4-Nitrophenol	mg/kg dry wt	ND	10/31/08	BGL	0.74			
N-Nitrosodiphenylamine	mg/kg dry wt	ND	10/31/08	BGL	0.37			
N-Nitroso-di-n-propylamine	mg/kg dry wt	ND	10/31/08	BGL	0.37			
Pentachloronitrobenzene	mg/kg dry wt	ND	10/31/08	BGL	0.37			
Pentachlorophenol	mg/kg dry wt	ND	10/31/08	BGL	0.37			
Phenanthrene	mg/kg dry wt	ND	10/31/08	BGL	0.184			
Phenol	mg/kg dry wt	ND	10/31/08	BGL	0.37			
Pyrene	mg/kg dry wt	ND	10/31/08	BGL	0.184			
Pyridine	mg/kg dry wt	ND	10/31/08	BGL	0.19			
1,2,4,5-Tetrachlorobenzene	mg/kg dry wt	ND	10/31/08	BGL	0.37			
1,2,4-Trichlorobenzene	mg/kg dry wt	ND	10/31/08	BGL	0.37			
2,4,5-Trichlorophenol	mg/kg dry wt	ND	10/31/08	BGL	0.37			
2,4,6-Trichlorophenol	mg/kg dry wt	ND	10/31/08	BGL	0.37			
Extraction Date 8270		10/29/2008	10/31/08	BGL				

Analytical Method:
SW846 8270
SAMPLES ARE EXTRACTED IN METHYLENE CHLORIDE/ACETONE AND FOLLOWED BY GC/MS TARGET COMPOUND ANALYSIS. REPORTED RESULTS AND REPORTING LIMITS FOR BENZOIC ACID AND PENTACHLORONITROBENZENE ARE ESTIMATED SINCE RESPONSE FACTOR FOR THESE COMPOUNDS ARE BELOW METHOD SPECIFICATIONS.

RL = Reporting Limit

ND = Not Detected at or above the Reporting Limit

NM = Not Measured

SPEC LIMIT = a client specified recommended or regulatory level for comparison with data to determine PASS (P) or FAIL (F) condition of results.

* = See end of report for comments and notes applying to this sample

‡ = See attached chain-of-custody record for time sampled

con-test ANALYTICAL LABORATORY

39 Spruce Street ° East Longmeadow, MA 01028 ° FAX 413/525-6405 ° TEL. 413/525-2332

SARAH PERHALA
METCALF & EDDY - WALLINGFORD
860 N. MAIN STREET EXTENSION
WALLINGFORD, CT 06492

11/4/2008

Purchase Order No.:

Project Location: SKINNER STREET, EAST HAMPTON
Date Received: 10/27/2008
Field Sample # : SS 2 0-6IN

LIMS-BAT #: LIMT-20895
Job Number: 60049287.02

Sample ID : 08B43570 ‡Sampled : 10/27/2008
Not Specified

Sample Matrix: SOIL

	Units	Results	Date Analyzed	Analyst	RL	SPEC Limit Lo	SPEC Limit Hi	P/ F
Acenaphthene	mg/kg dry wt	ND	10/31/08	BGL	0.184			
Acenaphthylene	mg/kg dry wt	ND	10/31/08	BGL	0.184			
Acetophenone	mg/kg dry wt	ND	10/31/08	BGL	0.37			
Aniline	mg/kg dry wt	ND	10/31/08	BGL	0.37			
Anthracene	mg/kg dry wt	ND	10/31/08	BGL	0.184			
Benzoic Acid	mg/kg dry wt	ND	10/31/08	BGL	1.11			
Benzo(a)anthracene	mg/kg dry wt	ND	10/31/08	BGL	0.184			
Benzo(a)pyrene	mg/kg dry wt	ND	10/31/08	BGL	0.184			
Benzo(b)fluoranthene	mg/kg dry wt	ND	10/31/08	BGL	0.184			
Benzo(g,h,i)perylene	mg/kg dry wt	ND	10/31/08	BGL	0.184			
Benzo(k)fluoranthene	mg/kg dry wt	ND	10/31/08	BGL	0.184			
Bis(2-chloroethoxy)methane	mg/kg dry wt	ND	10/31/08	BGL	0.37			
Bis(2-chloroethyl)ether	mg/kg dry wt	ND	10/31/08	BGL	0.37			
Bis(2-chloroisopropyl)ether	mg/kg dry wt	ND	10/31/08	BGL	0.37			
Bis(2-ethylhexyl)phthalate	mg/kg dry wt	ND	10/31/08	BGL	0.37			
4-Bromophenyl phenyl ether	mg/kg dry wt	ND	10/31/08	BGL	0.37			
Butylbenzylphthalate	mg/kg dry wt	ND	10/31/08	BGL	0.74			
Carbazole	mg/kg dry wt	ND	10/31/08	BGL	0.19			
4-Chloroaniline	mg/kg dry wt	ND	10/31/08	BGL	0.74			
4-Chloro-3-methylphenol	mg/kg dry wt	ND	10/31/08	BGL	0.74			
2-Chloronaphthalene	mg/kg dry wt	ND	10/31/08	BGL	0.37			
2-Chlorophenol	mg/kg dry wt	ND	10/31/08	BGL	0.37			
4-Chlorophenylphenyl ether	mg/kg dry wt	ND	10/31/08	BGL	0.37			
Chrysene	mg/kg dry wt	ND	10/31/08	BGL	0.184			
Dibenzofuran	mg/kg dry wt	ND	10/31/08	BGL	0.37			
Dibenz(a,h)anthracene	mg/kg dry wt	ND	10/31/08	BGL	0.184			
1,2-Dichlorobenzene	mg/kg dry wt	ND	10/31/08	BGL	0.37			
1,3-Dichlorobenzene	mg/kg dry wt	ND	10/31/08	BGL	0.37			
1,4-Dichlorobenzene	mg/kg dry wt	ND	10/31/08	BGL	0.37			

RL = Reporting Limit

ND = Not Detected at or above the Reporting Limit

NM = Not Measured

SPEC LIMIT = a client specified recommended or regulatory level for comparison with data to determine PASS (P) or FAIL (F) condition of results.

* = See end of report for comments and notes applying to this sample

‡ = See attached chain-of-custody record for time sampled

con-test ANALYTICAL LABORATORY

39 Spruce Street ° East Longmeadow, MA 01028 ° FAX 413/525-6405 ° TEL. 413/525-2332

SARAH PERHALA
METCALF & EDDY - WALLINGFORD
860 N. MAIN STREET EXTENSION
WALLINGFORD, CT 06492

11/4/2008

Purchase Order No.:

Project Location: SKINNER STREET, EAST HAMPTON
Date Received: 10/27/2008
Field Sample # : SS 2 0-6IN

LIMS-BAT #: LIMT-20895
Job Number: 60049287.02

Sample ID : 08B43570

‡Sampled : 10/27/2008
Not Specified

Sample Matrix: SOIL

	Units	Results	Date Analyzed	Analyst	RL	SPEC Limit Lo	SPEC Limit Hi	P/ F
3,3'-Dichlorobenzidine	mg/kg dry wt	ND	10/31/08	BGL	0.19			
2,4-Dichlorophenol	mg/kg dry wt	ND	10/31/08	BGL	0.37			
Diethylphthalate	mg/kg dry wt	ND	10/31/08	BGL	0.37			
2,4-Dimethylphenol	mg/kg dry wt	ND	10/31/08	BGL	0.37			
Dimethylphthalate	mg/kg dry wt	ND	10/31/08	BGL	0.74			
Di-n-butylphthalate	mg/kg dry wt	ND	10/31/08	BGL	0.37			
Di-n-octylphthalate	mg/kg dry wt	ND	10/31/08	BGL	0.74			
4,6-Dinitro-2-methylphenol	mg/kg dry wt	ND	10/31/08	BGL	0.37			
2,4-Dinitrophenol	mg/kg dry wt	ND	10/31/08	BGL	0.74			
2,4-Dinitrotoluene	mg/kg dry wt	ND	10/31/08	BGL	0.37			
2,6-Dinitrotoluene	mg/kg dry wt	ND	10/31/08	BGL	0.37			
1,2-Diphenylhydrazine (as Azobenzene)	mg/kg dry wt	ND	10/31/08	BGL	0.37			
Fluoranthene	mg/kg dry wt	ND	10/31/08	BGL	0.184			
Fluorene	mg/kg dry wt	ND	10/31/08	BGL	0.184			
Hexachlorobenzene	mg/kg dry wt	ND	10/31/08	BGL	0.37			
Hexachlorobutadiene	mg/kg dry wt	ND	10/31/08	BGL	0.37			
Hexachlorocyclopentadiene	mg/kg dry wt	ND	10/31/08	BGL	0.74			
Hexachloroethane	mg/kg dry wt	ND	10/31/08	BGL	0.37			
Indeno(1,2,3-cd)pyrene	mg/kg dry wt	ND	10/31/08	BGL	0.184			
Isophorone	mg/kg dry wt	ND	10/31/08	BGL	0.37			
o-cresol	mg/kg dry wt	ND	10/31/08	BGL	0.37			
m & p-cresol(s)	mg/kg dry wt	ND	10/31/08	BGL	0.37			
2-Methylnaphthalene	mg/kg dry wt	ND	10/31/08	BGL	0.184			
Naphthalene	mg/kg dry wt	ND	10/31/08	BGL	0.184			
2-Nitroaniline	mg/kg dry wt	ND	10/31/08	BGL	0.37			
3-Nitroaniline	mg/kg dry wt	ND	10/31/08	BGL	0.37			
4-Nitroaniline	mg/kg dry wt	ND	10/31/08	BGL	0.37			
Nitrobenzene	mg/kg dry wt	ND	10/31/08	BGL	0.37			

RL = Reporting Limit

ND = Not Detected at or above the Reporting Limit

NM = Not Measured

SPEC LIMIT = a client specified recommended or regulatory level for comparison with data to determine PASS (P) or FAIL (F) condition of results.

* = See end of report for comments and notes applying to this sample

‡ = See attached chain-of-custody record for time sampled

con-test ANALYTICAL LABORATORY

39 Spruce Street ° East Longmeadow, MA 01028 ° FAX 413/525-6405 ° TEL. 413/525-2332

SARAH PERHALA
METCALF & EDDY - WALLINGFORD
860 N. MAIN STREET EXTENSION
WALLINGFORD, CT 06492

11/4/2008

Purchase Order No.:

Project Location: SKINNER STREET, EAST HAMPTON
Date Received: 10/27/2008
Field Sample # : SS 2 0-6IN

LIMS-BAT #: LIMT-20895
Job Number: 60049287.02

Sample ID : 08B43570 ‡Sampled : 10/27/2008
Not Specified

Sample Matrix: SOIL

	Units	Results	Date Analyzed	Analyst	RL	SPEC Limit Lo	SPEC Limit Hi	P/ F
2-Nitrophenol	mg/kg dry wt	ND	10/31/08	BGL	0.37			
4-Nitrophenol	mg/kg dry wt	ND	10/31/08	BGL	0.74			
N-Nitrosodiphenylamine	mg/kg dry wt	ND	10/31/08	BGL	0.37			
N-Nitroso-di-n-propylamine	mg/kg dry wt	ND	10/31/08	BGL	0.37			
Pentachloronitrobenzene	mg/kg dry wt	ND	10/31/08	BGL	0.37			
Pentachlorophenol	mg/kg dry wt	ND	10/31/08	BGL	0.37			
Phenanthrene	mg/kg dry wt	ND	10/31/08	BGL	0.184			
Phenol	mg/kg dry wt	ND	10/31/08	BGL	0.37			
Pyrene	mg/kg dry wt	ND	10/31/08	BGL	0.184			
Pyridine	mg/kg dry wt	ND	10/31/08	BGL	0.19			
1,2,4,5-Tetrachlorobenzene	mg/kg dry wt	ND	10/31/08	BGL	0.37			
1,2,4-Trichlorobenzene	mg/kg dry wt	ND	10/31/08	BGL	0.37			
2,4,5-Trichlorophenol	mg/kg dry wt	ND	10/31/08	BGL	0.37			
2,4,6-Trichlorophenol	mg/kg dry wt	ND	10/31/08	BGL	0.37			
Extraction Date 8270		10/29/2008	10/31/08	BGL				

Analytical Method:
SW846 8270
SAMPLES ARE EXTRACTED IN METHYLENE CHLORIDE/ACETONE AND FOLLOWED BY GC/MS TARGET COMPOUND ANALYSIS. REPORTED RESULTS AND REPORTING LIMITS FOR BENZOIC ACID AND PENTACHLORONITROBENZENE ARE ESTIMATED SINCE RESPONSE FACTOR FOR THESE COMPOUNDS ARE BELOW METHOD SPECIFICATIONS.

RL = Reporting Limit

ND = Not Detected at or above the Reporting Limit

NM = Not Measured

SPEC LIMIT = a client specified recommended or regulatory level for comparison with data to determine PASS (P) or FAIL (F) condition of results.

* = See end of report for comments and notes applying to this sample

‡ = See attached chain-of-custody record for time sampled

con-test ANALYTICAL LABORATORY

39 Spruce Street ° East Longmeadow, MA 01028 ° FAX 413/525-6405 ° TEL. 413/525-2332

SARAH PERHALA
METCALF & EDDY - WALLINGFORD
860 N. MAIN STREET EXTENSION
WALLINGFORD, CT 06492

11/4/2008

Purchase Order No.:

Project Location: SKINNER STREET, EAST HAMPTON
Date Received: 10/27/2008
Field Sample # : SS 3 0-6IN

LIMS-BAT #: LIMT-20895
Job Number: 60049287.02

Sample ID : 08B43572

‡Sampled : 10/27/2008
Not Specified

Sample Matrix: SOIL

	Units	Results	Date Analyzed	Analyst	RL	SPEC Limit Lo	SPEC Limit Hi	P/ F
Acenaphthene	mg/kg dry wt	ND	10/31/08	BGL	0.203			
Acenaphthylene	mg/kg dry wt	ND	10/31/08	BGL	0.203			
Acetophenone	mg/kg dry wt	ND	10/31/08	BGL	0.41			
Aniline	mg/kg dry wt	ND	10/31/08	BGL	0.41			
Anthracene	mg/kg dry wt	ND	10/31/08	BGL	0.203			
Benzoic Acid	mg/kg dry wt	ND	10/31/08	BGL	1.22			
Benzo(a)anthracene	mg/kg dry wt	ND	10/31/08	BGL	0.203			
Benzo(a)pyrene	mg/kg dry wt	ND	10/31/08	BGL	0.203			
Benzo(b)fluoranthene	mg/kg dry wt	ND	10/31/08	BGL	0.203			
Benzo(g,h,i)perylene	mg/kg dry wt	ND	10/31/08	BGL	0.203			
Benzo(k)fluoranthene	mg/kg dry wt	ND	10/31/08	BGL	0.203			
Bis(2-chloroethoxy)methane	mg/kg dry wt	ND	10/31/08	BGL	0.41			
Bis(2-chloroethyl)ether	mg/kg dry wt	ND	10/31/08	BGL	0.41			
Bis(2-chloroisopropyl)ether	mg/kg dry wt	ND	10/31/08	BGL	0.41			
Bis(2-ethylhexyl)phthalate	mg/kg dry wt	ND	10/31/08	BGL	0.41			
4-Bromophenyl phenyl ether	mg/kg dry wt	ND	10/31/08	BGL	0.41			
Butylbenzylphthalate	mg/kg dry wt	ND	10/31/08	BGL	0.81			
Carbazole	mg/kg dry wt	ND	10/31/08	BGL	0.21			
4-Chloroaniline	mg/kg dry wt	ND	10/31/08	BGL	0.81			
4-Chloro-3-methylphenol	mg/kg dry wt	ND	10/31/08	BGL	0.81			
2-Chloronaphthalene	mg/kg dry wt	ND	10/31/08	BGL	0.41			
2-Chlorophenol	mg/kg dry wt	ND	10/31/08	BGL	0.41			
4-Chlorophenylphenyl ether	mg/kg dry wt	ND	10/31/08	BGL	0.41			
Chrysene	mg/kg dry wt	ND	10/31/08	BGL	0.203			
Dibenzofuran	mg/kg dry wt	ND	10/31/08	BGL	0.41			
Dibenz(a,h)anthracene	mg/kg dry wt	ND	10/31/08	BGL	0.203			
1,2-Dichlorobenzene	mg/kg dry wt	ND	10/31/08	BGL	0.41			
1,3-Dichlorobenzene	mg/kg dry wt	ND	10/31/08	BGL	0.41			
1,4-Dichlorobenzene	mg/kg dry wt	ND	10/31/08	BGL	0.41			

RL = Reporting Limit

ND = Not Detected at or above the Reporting Limit

NM = Not Measured

SPEC LIMIT = a client specified recommended or regulatory level for comparison with data to determine PASS (P) or FAIL (F) condition of results.

* = See end of report for comments and notes applying to this sample

‡ = See attached chain-of-custody record for time sampled

con-test ANALYTICAL LABORATORY

39 Spruce Street ° East Longmeadow, MA 01028 ° FAX 413/525-6405 ° TEL. 413/525-2332

SARAH PERHALA
METCALF & EDDY - WALLINGFORD
860 N. MAIN STREET EXTENSION
WALLINGFORD, CT 06492

Purchase Order No.:

11/4/2008

Project Location: SKINNER STREET, EAST HAMPTON
Date Received: 10/27/2008
Field Sample # : SS 3 0-6IN

LIMS-BAT #: LIMT-20895
Job Number: 60049287.02

Sample ID : 08B43572

‡Sampled : 10/27/2008
Not Specified

Sample Matrix: SOIL

	Units	Results	Date Analyzed	Analyst	RL	SPEC Limit Lo	SPEC Limit Hi	P/ F
3,3'-Dichlorobenzidine	mg/kg dry wt	ND	10/31/08	BGL	0.21			
2,4-Dichlorophenol	mg/kg dry wt	ND	10/31/08	BGL	0.41			
Diethylphthalate	mg/kg dry wt	ND	10/31/08	BGL	0.41			
2,4-Dimethylphenol	mg/kg dry wt	ND	10/31/08	BGL	0.41			
Dimethylphthalate	mg/kg dry wt	ND	10/31/08	BGL	0.81			
Di-n-butylphthalate	mg/kg dry wt	ND	10/31/08	BGL	0.41			
Di-n-octylphthalate	mg/kg dry wt	ND	10/31/08	BGL	0.81			
4,6-Dinitro-2-methylphenol	mg/kg dry wt	ND	10/31/08	BGL	0.41			
2,4-Dinitrophenol	mg/kg dry wt	ND	10/31/08	BGL	0.81			
2,4-Dinitrotoluene	mg/kg dry wt	ND	10/31/08	BGL	0.41			
2,6-Dinitrotoluene	mg/kg dry wt	ND	10/31/08	BGL	0.41			
1,2-Diphenylhydrazine (as Azobenzene)	mg/kg dry wt	ND	10/31/08	BGL	0.41			
Fluoranthene	mg/kg dry wt	0.283	10/31/08	BGL	0.203			
Fluorene	mg/kg dry wt	ND	10/31/08	BGL	0.203			
Hexachlorobenzene	mg/kg dry wt	ND	10/31/08	BGL	0.41			
Hexachlorobutadiene	mg/kg dry wt	ND	10/31/08	BGL	0.41			
Hexachlorocyclopentadiene	mg/kg dry wt	ND	10/31/08	BGL	0.81			
Hexachloroethane	mg/kg dry wt	ND	10/31/08	BGL	0.41			
Indeno(1,2,3-cd)pyrene	mg/kg dry wt	ND	10/31/08	BGL	0.203			
Isophorone	mg/kg dry wt	ND	10/31/08	BGL	0.41			
o-cresol	mg/kg dry wt	ND	10/31/08	BGL	0.41			
m & p-cresol(s)	mg/kg dry wt	ND	10/31/08	BGL	0.41			
2-Methylnaphthalene	mg/kg dry wt	ND	10/31/08	BGL	0.203			
Naphthalene	mg/kg dry wt	ND	10/31/08	BGL	0.203			
2-Nitroaniline	mg/kg dry wt	ND	10/31/08	BGL	0.41			
3-Nitroaniline	mg/kg dry wt	ND	10/31/08	BGL	0.41			
4-Nitroaniline	mg/kg dry wt	ND	10/31/08	BGL	0.41			
Nitrobenzene	mg/kg dry wt	ND	10/31/08	BGL	0.41			

RL = Reporting Limit

ND = Not Detected at or above the Reporting Limit

NM = Not Measured

SPEC LIMIT = a client specified recommended or regulatory level for comparison with data to determine PASS (P) or FAIL (F) condition of results.

* = See end of report for comments and notes applying to this sample

‡ = See attached chain-of-custody record for time sampled

con-test ANALYTICAL LABORATORY

39 Spruce Street ° East Longmeadow, MA 01028 ° FAX 413/525-6405 ° TEL. 413/525-2332

SARAH PERHALA
METCALF & EDDY - WALLINGFORD
860 N. MAIN STREET EXTENSION
WALLINGFORD, CT 06492

11/4/2008

Purchase Order No.:

Project Location: SKINNER STREET, EAST HAMPTON
Date Received: 10/27/2008
Field Sample # : SS 3 0-6IN

LIMS-BAT #: LIMT-20895
Job Number: 60049287.02

Sample ID : 08B43572 ‡Sampled : 10/27/2008
Not Specified

Sample Matrix: SOIL

	Units	Results	Date Analyzed	Analyst	RL	SPEC Limit Lo	SPEC Limit Hi	P/ F
2-Nitrophenol	mg/kg dry wt	ND	10/31/08	BGL	0.41			
4-Nitrophenol	mg/kg dry wt	ND	10/31/08	BGL	0.81			
N-Nitrosodiphenylamine	mg/kg dry wt	ND	10/31/08	BGL	0.41			
N-Nitroso-di-n-propylamine	mg/kg dry wt	ND	10/31/08	BGL	0.41			
Pentachloronitrobenzene	mg/kg dry wt	ND	10/31/08	BGL	0.41			
Pentachlorophenol	mg/kg dry wt	ND	10/31/08	BGL	0.41			
Phenanthrene	mg/kg dry wt	ND	10/31/08	BGL	0.203			
Phenol	mg/kg dry wt	ND	10/31/08	BGL	0.41			
Pyrene	mg/kg dry wt	ND	10/31/08	BGL	0.203			
Pyridine	mg/kg dry wt	ND	10/31/08	BGL	0.21			
1,2,4,5-Tetrachlorobenzene	mg/kg dry wt	ND	10/31/08	BGL	0.41			
1,2,4-Trichlorobenzene	mg/kg dry wt	ND	10/31/08	BGL	0.41			
2,4,5-Trichlorophenol	mg/kg dry wt	ND	10/31/08	BGL	0.41			
2,4,6-Trichlorophenol	mg/kg dry wt	ND	10/31/08	BGL	0.41			
Extraction Date 8270		10/29/2008	10/31/08	BGL				

Analytical Method:
SW846 8270
SAMPLES ARE EXTRACTED IN METHYLENE CHLORIDE/ACETONE AND FOLLOWED BY GC/MS TARGET COMPOUND ANALYSIS. REPORTED RESULTS AND REPORTING LIMITS FOR BENZOIC ACID AND PENTACHLORONITROBENZENE ARE ESTIMATED SINCE RESPONSE FACTOR FOR THESE COMPOUNDS ARE BELOW METHOD SPECIFICATIONS.

RL = Reporting Limit

ND = Not Detected at or above the Reporting Limit

NM = Not Measured

SPEC LIMIT = a client specified recommended or regulatory level for comparison with data to determine PASS (P) or FAIL (F) condition of results.

* = See end of report for comments and notes applying to this sample

‡ = See attached chain-of-custody record for time sampled

con-test ANALYTICAL LABORATORY

39 Spruce Street ° East Longmeadow, MA 01028 ° FAX 413/525-6405 ° TEL. 413/525-2332

SARAH PERHALA
METCALF & EDDY - WALLINGFORD
860 N. MAIN STREET EXTENSION
WALLINGFORD, CT 06492

11/4/2008

Purchase Order No.:

Project Location: SKINNER STREET, EAST HAMPTON
Date Received: 10/27/2008
Field Sample # : VOID SEDIMENT

LIMS-BAT #: LIMT-20895
Job Number: 60049287.02

Sample ID : 08B43593 ‡Sampled : 10/27/2008
Not Specified

Sample Matrix: SOIL

	Units	Results	Date Analyzed	Analyst	RL	SPEC Limit Lo	SPEC Limit Hi	P/ F
Acenaphthene	mg/kg dry wt	ND	11/02/08	BGL	1.77			
Acenaphthylene	mg/kg dry wt	ND	11/02/08	BGL	1.77			
Acetophenone	mg/kg dry wt	ND	11/02/08	BGL	3.53			
Aniline	mg/kg dry wt	ND	11/02/08	BGL	3.53			
Anthracene	mg/kg dry wt	ND	11/02/08	BGL	1.77			
Benzoic Acid	mg/kg dry wt	ND	11/02/08	BGL	10.6			
Benzo(a)anthracene	mg/kg dry wt	ND	11/02/08	BGL	1.77			
Benzo(a)pyrene	mg/kg dry wt	ND	11/02/08	BGL	1.77			
Benzo(b)fluoranthene	mg/kg dry wt	2.01	11/02/08	BGL	1.77			
Benzo(g,h,i)perylene	mg/kg dry wt	1.99	11/02/08	BGL	1.77			
Benzo(k)fluoranthene	mg/kg dry wt	ND	11/02/08	BGL	1.77			
Bis(2-chloroethoxy)methane	mg/kg dry wt	ND	11/02/08	BGL	3.53			
Bis(2-chloroethyl)ether	mg/kg dry wt	ND	11/02/08	BGL	3.53			
Bis(2-chloroisopropyl)ether	mg/kg dry wt	ND	11/02/08	BGL	3.53			
Bis(2-ethylhexyl)phthalate	mg/kg dry wt	ND	11/02/08	BGL	3.53			
4-Bromophenyl phenyl ether	mg/kg dry wt	ND	11/02/08	BGL	3.53			
Butylbenzylphthalate	mg/kg dry wt	ND	11/02/08	BGL	7.05			
Carbazole	mg/kg dry wt	ND	11/02/08	BGL	1.77			
4-Chloroaniline	mg/kg dry wt	ND	11/02/08	BGL	7.05			
4-Chloro-3-methylphenol	mg/kg dry wt	ND	11/02/08	BGL	7.05			
2-Chloronaphthalene	mg/kg dry wt	ND	11/02/08	BGL	3.53			
2-Chlorophenol	mg/kg dry wt	ND	11/02/08	BGL	3.53			
4-Chlorophenylphenyl ether	mg/kg dry wt	ND	11/02/08	BGL	3.53			
Chrysene	mg/kg dry wt	1.86	11/02/08	BGL	1.77			
Dibenzofuran	mg/kg dry wt	ND	11/02/08	BGL	3.53			
Dibenz(a,h)anthracene	mg/kg dry wt	ND	11/02/08	BGL	1.77			
1,2-Dichlorobenzene	mg/kg dry wt	ND	11/02/08	BGL	3.53			
1,3-Dichlorobenzene	mg/kg dry wt	ND	11/02/08	BGL	3.53			
1,4-Dichlorobenzene	mg/kg dry wt	ND	11/02/08	BGL	3.53			

RL = Reporting Limit

ND = Not Detected at or above the Reporting Limit

NM = Not Measured

SPEC LIMIT = a client specified recommended or regulatory level for comparison with data to determine PASS (P) or FAIL (F) condition of results.

* = See end of report for comments and notes applying to this sample

‡ = See attached chain-of-custody record for time sampled

con-test ANALYTICAL LABORATORY

39 Spruce Street ° East Longmeadow, MA 01028 ° FAX 413/525-6405 ° TEL. 413/525-2332

SARAH PERHALA
METCALF & EDDY - WALLINGFORD
860 N. MAIN STREET EXTENSION
WALLINGFORD, CT 06492

Purchase Order No.:

11/4/2008

Project Location: SKINNER STREET, EAST HAMPTON
Date Received: 10/27/2008
Field Sample # : VOID SEDIMENT

LIMS-BAT #: LIMT-20895
Job Number: 60049287.02

Sample ID : 08B43593 ‡Sampled : 10/27/2008
Not Specified

Sample Matrix: SOIL

	Units	Results	Date Analyzed	Analyst	RL	SPEC Limit Lo	SPEC Limit Hi	P/ F
3,3'-Dichlorobenzidine	mg/kg dry wt	ND	11/02/08	BGL	1.77			
2,4-Dichlorophenol	mg/kg dry wt	ND	11/02/08	BGL	3.53			
Diethylphthalate	mg/kg dry wt	ND	11/02/08	BGL	3.53			
2,4-Dimethylphenol	mg/kg dry wt	ND	11/02/08	BGL	3.53			
Dimethylphthalate	mg/kg dry wt	ND	11/02/08	BGL	7.05			
Di-n-butylphthalate	mg/kg dry wt	ND	11/02/08	BGL	3.53			
Di-n-octylphthalate	mg/kg dry wt	ND	11/02/08	BGL	7.05			
4,6-Dinitro-2-methylphenol	mg/kg dry wt	ND	11/02/08	BGL	3.53			
2,4-Dinitrophenol	mg/kg dry wt	ND	11/02/08	BGL	7.05			
2,4-Dinitrotoluene	mg/kg dry wt	ND	11/02/08	BGL	3.53			
2,6-Dinitrotoluene	mg/kg dry wt	ND	11/02/08	BGL	3.53			
1,2-Diphenylhydrazine (as Azobenzene)	mg/kg dry wt	ND	11/02/08	BGL	3.53			
Fluoranthene	mg/kg dry wt	3.27	11/02/08	BGL	1.77			
Fluorene	mg/kg dry wt	ND	11/02/08	BGL	1.77			
Hexachlorobenzene	mg/kg dry wt	ND	11/02/08	BGL	3.53			
Hexachlorobutadiene	mg/kg dry wt	ND	11/02/08	BGL	3.53			
Hexachlorocyclopentadiene	mg/kg dry wt	ND	11/02/08	BGL	7.05			
Hexachloroethane	mg/kg dry wt	ND	11/02/08	BGL	3.53			
Indeno(1,2,3-cd)pyrene	mg/kg dry wt	2.06	11/02/08	BGL	1.77			
Isophorone	mg/kg dry wt	ND	11/02/08	BGL	3.53			
o-cresol	mg/kg dry wt	ND	11/02/08	BGL	3.53			
m & p-cresol(s)	mg/kg dry wt	ND	11/02/08	BGL	3.53			
2-Methylnaphthalene	mg/kg dry wt	ND	11/02/08	BGL	1.77			
Naphthalene	mg/kg dry wt	ND	11/02/08	BGL	1.77			
2-Nitroaniline	mg/kg dry wt	ND	11/02/08	BGL	3.53			
3-Nitroaniline	mg/kg dry wt	ND	11/02/08	BGL	3.53			
4-Nitroaniline	mg/kg dry wt	ND	11/02/08	BGL	3.53			
Nitrobenzene	mg/kg dry wt	ND	11/02/08	BGL	3.53			

RL = Reporting Limit

ND = Not Detected at or above the Reporting Limit

NM = Not Measured

SPEC LIMIT = a client specified recommended or regulatory level for comparison with data to determine PASS (P) or FAIL (F) condition of results.

* = See end of report for comments and notes applying to this sample

‡ = See attached chain-of-custody record for time sampled

con-test ANALYTICAL LABORATORY

39 Spruce Street ° East Longmeadow, MA 01028 ° FAX 413/525-6405 ° TEL. 413/525-2332

SARAH PERHALA
METCALF & EDDY - WALLINGFORD
860 N. MAIN STREET EXTENSION
WALLINGFORD, CT 06492

11/4/2008

Purchase Order No.:

Project Location: SKINNER STREET, EAST HAMPTON
Date Received: 10/27/2008
Field Sample # : VOID SEDIMENT

LIMS-BAT #: LIMT-20895
Job Number: 60049287.02

Sample ID : 08B43593 ‡Sampled : 10/27/2008
Not Specified

Sample Matrix: SOIL

	Units	Results	Date Analyzed	Analyst	RL	SPEC Limit Lo	SPEC Limit Hi	P/ F
2-Nitrophenol	mg/kg dry wt	ND	11/02/08	BGL	3.53			
4-Nitrophenol	mg/kg dry wt	ND	11/02/08	BGL	7.05			
N-Nitrosodiphenylamine	mg/kg dry wt	ND	11/02/08	BGL	3.53			
N-Nitroso-di-n-propylamine	mg/kg dry wt	ND	11/02/08	BGL	3.53			
Pentachloronitrobenzene	mg/kg dry wt	ND	11/02/08	BGL	3.53			
Pentachlorophenol	mg/kg dry wt	ND	11/02/08	BGL	3.53			
Phenanthrene	mg/kg dry wt	2.27	11/02/08	BGL	1.77			
Phenol	mg/kg dry wt	ND	11/02/08	BGL	3.53			
Pyrene	mg/kg dry wt	3.74	11/02/08	BGL	1.77			
Pyridine	mg/kg dry wt	ND	11/02/08	BGL	1.77			
1,2,4,5-Tetrachlorobenzene	mg/kg dry wt	ND	11/02/08	BGL	3.53			
1,2,4-Trichlorobenzene	mg/kg dry wt	ND	11/02/08	BGL	3.53			
2,4,5-Trichlorophenol	mg/kg dry wt	ND	11/02/08	BGL	3.53			
2,4,6-Trichlorophenol	mg/kg dry wt	ND	11/02/08	BGL	3.53			
Extraction Date 8270		10/29/2008	11/02/08	BGL				

Analytical Method:
SW846 8270
SAMPLES ARE EXTRACTED IN METHYLENE CHLORIDE/ACETONE AND FOLLOWED BY GC/MS TARGET COMPOUND ANALYSIS. REPORTED RESULTS AND REPORTING LIMITS FOR BENZOIC ACID AND PENTACHLORONITROBENZENE ARE ESTIMATED SINCE RESPONSE FACTOR FOR THESE COMPOUNDS ARE BELOW METHOD SPECIFICATIONS.

RL = Reporting Limit

ND = Not Detected at or above the Reporting Limit

NM = Not Measured

SPEC LIMIT = a client specified recommended or regulatory level for comparison with data to determine PASS (P) or FAIL (F) condition of results.

* = See end of report for comments and notes applying to this sample

‡ = See attached chain-of-custody record for time sampled

con-test ANALYTICAL LABORATORY

39 Spruce Street ° East Longmeadow, MA 01028 ° FAX 413/525-6405 ° TEL. 413/525-2332

SARAH PERHALA
METCALF & EDDY - WALLINGFORD
860 N. MAIN STREET EXTENSION
WALLINGFORD, CT 06492

Purchase Order No.:

11/4/2008

Project Location: SKINNER STREET, EAST HAMPTON
Date Received: 10/27/2008

LIMS-BAT #: LIMT-20895
Job Number: 60049287.02

Field Sample # : HA 1 3-4FT

Sample ID : 08B43569 ‡Sampled : 10/27/2008
Not Specified

Sample Matrix: SOIL

	Units	Results	Date Analyzed	Analyst	RL	SPEC Limit Lo	SPEC Limit Hi	P/ F
Extractable TPH (ETPH)	mg/kg dry weight	ND	10/30/08	PJG	11			

Field Sample # : HA 2 2.5-3.5FT

Sample ID : 08B43571 ‡Sampled : 10/27/2008
Not Specified

Sample Matrix: SOIL

	Units	Results	Date Analyzed	Analyst	RL	SPEC Limit Lo	SPEC Limit Hi	P/ F
Extractable TPH (ETPH)	mg/kg dry weight	ND	10/30/08	PJG	12			

Field Sample # : HA 3 3-4FT

Sample ID : 08B43574 ‡Sampled : 10/27/2008
Not Specified

Sample Matrix: SOIL

	Units	Results	Date Analyzed	Analyst	RL	SPEC Limit Lo	SPEC Limit Hi	P/ F
Extractable TPH (ETPH)	mg/kg dry weight	ND	10/30/08	PJG	12			

Field Sample # : HA 4 1-2FT

Sample ID : 08B43576 ‡Sampled : 10/27/2008
Not Specified

Sample Matrix: SOIL

	Units	Results	Date Analyzed	Analyst	RL	SPEC Limit Lo	SPEC Limit Hi	P/ F
Extractable TPH (ETPH)	mg/kg dry weight	920	10/30/08	PJG	200			

Field Sample # : SS 1 0-6IN

Sample ID : 08B43568 ‡Sampled : 10/27/2008
Not Specified

Sample Matrix: SOIL

	Units	Results	Date Analyzed	Analyst	RL	SPEC Limit Lo	SPEC Limit Hi	P/ F
Extractable TPH (ETPH)	mg/kg dry weight	22	10/31/08	PJG	11			

RL = Reporting Limit

ND = Not Detected at or above the Reporting Limit

NM = Not Measured

SPEC LIMIT = a client specified recommended or regulatory level for comparison with data to determine PASS (P) or FAIL (F) condition of results.

* = See end of report for comments and notes applying to this sample

‡ = See attached chain-of-custody record for time sampled

con-test ANALYTICAL LABORATORY

39 Spruce Street ° East Longmeadow, MA 01028 ° FAX 413/525-6405 ° TEL. 413/525-2332

SARAH PERHALA
METCALF & EDDY - WALLINGFORD
860 N. MAIN STREET EXTENSION
WALLINGFORD, CT 06492

11/4/2008

Purchase Order No.:

Project Location: SKINNER STREET, EAST HAMPTON
Date Received: 10/27/2008

LIMS-BAT #: LIMT-20895
Job Number: 60049287.02

Field Sample # : SS 2 0-6IN

Sample ID : 08B43570 ‡Sampled : 10/27/2008
Not Specified

Sample Matrix: SOIL

	Units	Results	Date Analyzed	Analyst	RL	SPEC Limit Lo	SPEC Limit Hi	P/ F
Extractable TPH (ETPH)	mg/kg dry weight	ND	10/30/08	PJG	12			

Field Sample # : SS 3 0-6IN

Sample ID : 08B43572 ‡Sampled : 10/27/2008
Not Specified

Sample Matrix: SOIL

	Units	Results	Date Analyzed	Analyst	RL	SPEC Limit Lo	SPEC Limit Hi	P/ F
Extractable TPH (ETPH)	mg/kg dry weight	50	10/30/08	PJG	13			

Field Sample # : SS 4 0-6IN

Sample ID : 08B43575 ‡Sampled : 10/27/2008
Not Specified

Sample Matrix: SOIL

	Units	Results	Date Analyzed	Analyst	RL	SPEC Limit Lo	SPEC Limit Hi	P/ F
Extractable TPH (ETPH)	mg/kg dry weight	2300	10/30/08	PJG	340			

Field Sample # : VOID SEDIMENT

Sample ID : 08B43593 ‡Sampled : 10/27/2008
Not Specified

Sample Matrix: SOIL

	Units	Results	Date Analyzed	Analyst	RL	SPEC Limit Lo	SPEC Limit Hi	P/ F
Extractable TPH (ETPH)	mg/kg dry weight	21000	10/31/08	PJG	4300			

Analytical Method:
Extractable TPH (CT ETPH)
SAMPLES ARE EXTRACTED INTO METHYLENE CHLORIDE AND ANALYZED BY GAS CHROMATOGRAPHY WITH FLAME IONIZATION DETECTION (GC/FID).

RL = Reporting Limit

ND = Not Detected at or above the Reporting Limit

NM = Not Measured

SPEC LIMIT = a client specified recommended or regulatory level for comparison with data to determine PASS (P) or FAIL (F) condition of results.

* = See end of report for comments and notes applying to this sample

‡ = See attached chain-of-custody record for time sampled

con-test ANALYTICAL LABORATORY

39 Spruce Street ° East Longmeadow, MA 01028 ° FAX 413/525-6405 ° TEL. 413/525-2332

SARAH PERHALA
METCALF & EDDY - WALLINGFORD
860 N. MAIN STREET EXTENSION
WALLINGFORD, CT 06492

11/4/2008

Purchase Order No.:

Project Location: SKINNER STREET, EAST HAMPTON
Date Received: 10/27/2008
Field Sample # : EQUIPMENT BLANK

LIMS-BAT #: LIMT-20895
Job Number: 60049287.02

Sample ID : 08B43711 ‡Sampled : 10/28/2008
Not Specified

Sample Matrix: WATER OTHER

	Units	Results	Date Analyzed	Analyst	RL	SPEC Limit Lo	SPEC Limit Hi	P/ F
Extractable TPH (ETPH)	mg/l	ND	10/30/08	PJG	0.075			

Analytical Method:
Extractable TPH (CT ETPH)
SAMPLES ARE EXTRACTED INTO METHYLENE CHLORIDE AND ANALYZED BY GAS CHROMATOGRAPHY WITH FLAME IONIZATION DETECTION (GC/FID).

RL = Reporting Limit
ND = Not Detected at or above the Reporting Limit
NM = Not Measured
* = See end of report for comments and notes applying to this sample
‡ = See attached chain-of-custody record for time sampled

SPEC LIMIT = a client specified recommended or regulatory level for comparison with data to determine PASS (P) or FAIL (F) condition of results.

con-test® ANALYTICAL LABORATORY

39 Spruce Street ° East Longmeadow, MA 01028 ° FAX 413/525-6405 ° TEL. 413/525-2332

SARAH PERHALA
METCALF & EDDY - WALLINGFORD
860 N. MAIN STREET EXTENSION
WALLINGFORD, CT 06492

11/4/2008

Purchase Order No.:

Project Location: SKINNER STREET, EAST HAMPTON
Date Received: 10/27/2008
Field Sample # : EQUIPMENT BLANK

LIMS-BAT #: LIMT-20895
Job Number: 60049287.02

Sample ID : 08B43711

‡Sampled : 10/28/2008
Not Specified

Sample Matrix: WATER OTHER

	Units	Results	Date Analyzed	Analyst	RL	SPEC Limit Lo	SPEC Limit Hi	P/ F
Mercury	mg/l	ND	10/30/08	KM	0.00010			

Analytical Method:
EPA 245.1/SW846 7470
COLD VAPOR TECHNIQUE (FLAMELESS ABSORPTION AT 254 NM)

RL = Reporting Limit

ND = Not Detected at or above the Reporting Limit

NM = Not Measured

SPEC LIMIT = a client specified recommended or regulatory level for comparison with data to determine PASS (P) or FAIL (F) condition of results.

* = See end of report for comments and notes applying to this sample

‡ = See attached chain-of-custody record for time sampled

con-test ANALYTICAL LABORATORY

39 Spruce Street ° East Longmeadow, MA 01028 ° FAX 413/525-6405 ° TEL. 413/525-2332

SARAH PERHALA
METCALF & EDDY - WALLINGFORD
860 N. MAIN STREET EXTENSION
WALLINGFORD, CT 06492

11/4/2008

Purchase Order No.:

Project Location: SKINNER STREET, EAST HAMPTON
Date Received: 10/27/2008
Field Sample # : HA 1 3-4FT

LIMS-BAT #: LIMT-20895
Job Number: 60049287.02

Sample ID : 08B43569

‡Sampled : 10/27/2008
Not Specified

Sample Matrix: SOIL

	Units	Results	Date Analyzed	Analyst	RL	SPEC Limit Lo	SPEC Limit Hi	P/ F
Antimony	mg/kg dry wt	ND	11/03/08	OP	4.40			
Arsenic	mg/kg dry wt	6.91	11/03/08	OP	2.75			
Barium	mg/kg dry wt	48.9	11/03/08	OP	5.49			
Beryllium	mg/kg dry wt	0.75	11/03/08	OP	0.28			
Cadmium	mg/kg dry wt	0.45	11/03/08	OP	0.28			
Chromium	mg/kg dry wt	14.3	11/03/08	OP	0.55			
Copper	mg/kg dry wt	187	11/03/08	OP	0.55			
Lead	mg/kg dry wt	32.7	11/03/08	OP	0.83			
Mercury	mg/kg dry wt	0.062	11/03/08	KM	0.011			
Nickel	mg/kg dry wt	14.2	11/03/08	OP	0.55			
Selenium	mg/kg dry wt	ND	11/03/08	OP	5.49			
Silver	mg/kg dry wt	0.60	11/03/08	OP	0.55			
Thallium	mg/kg dry wt	ND	11/03/08	OP	3.30			
Vanadium	mg/kg dry wt	26.3	10/31/08	OP	5.49			
Zinc	mg/kg dry wt	178	11/03/08	OP	1.10			

RL = Reporting Limit

ND = Not Detected at or above the Reporting Limit

NM = Not Measured

SPEC LIMIT = a client specified recommended or regulatory level for comparison with data to determine PASS (P) or FAIL (F) condition of results.

* = See end of report for comments and notes applying to this sample

‡ = See attached chain-of-custody record for time sampled

con-test ANALYTICAL LABORATORY

39 Spruce Street ° East Longmeadow, MA 01028 ° FAX 413/525-6405 ° TEL. 413/525-2332

SARAH PERHALA
METCALF & EDDY - WALLINGFORD
860 N. MAIN STREET EXTENSION
WALLINGFORD, CT 06492

11/4/2008

Purchase Order No.:

Project Location: SKINNER STREET, EAST HAMPTON
Date Received: 10/27/2008
Field Sample # : HA 2 2.5-3.5FT

LIMS-BAT #: LIMT-20895
Job Number: 60049287.02

Sample ID : 08B43571 ‡Sampled : 10/27/2008
Not Specified

Sample Matrix: SOIL

	Units	Results	Date Analyzed	Analyst	RL	SPEC Limit Lo	SPEC Limit Hi	P/ F
Antimony	mg/kg dry wt	ND	11/03/08	OP	4.41			
Arsenic	mg/kg dry wt	3.13	11/03/08	OP	2.76			
Barium	mg/kg dry wt	26.5	11/03/08	OP	5.51			
Beryllium	mg/kg dry wt	0.32	11/03/08	OP	0.28			
Cadmium	mg/kg dry wt	ND	11/03/08	OP	0.28			
Chromium	mg/kg dry wt	4.36	11/03/08	OP	0.56			
Copper	mg/kg dry wt	12.9	11/03/08	OP	0.56			
Lead	mg/kg dry wt	5.97	11/03/08	OP	0.83			
Mercury	mg/kg dry wt	0.024	11/03/08	KM	0.017			
Nickel	mg/kg dry wt	3.69	11/03/08	OP	0.56			
Selenium	mg/kg dry wt	ND	11/03/08	OP	5.51			
Silver	mg/kg dry wt	ND	11/03/08	OP	0.56			
Thallium	mg/kg dry wt	ND	11/03/08	OP	3.31			
Vanadium	mg/kg dry wt	10.3	10/31/08	OP	5.51			
Zinc	mg/kg dry wt	16.6	11/03/08	OP	1.11			

RL = Reporting Limit

ND = Not Detected at or above the Reporting Limit

NM = Not Measured

SPEC LIMIT = a client specified recommended or regulatory level for comparison with data to determine PASS (P) or FAIL (F) condition of results.

* = See end of report for comments and notes applying to this sample

‡ = See attached chain-of-custody record for time sampled

con-test ANALYTICAL LABORATORY

39 Spruce Street ° East Longmeadow, MA 01028 ° FAX 413/525-6405 ° TEL. 413/525-2332

SARAH PERHALA
METCALF & EDDY - WALLINGFORD
860 N. MAIN STREET EXTENSION
WALLINGFORD, CT 06492

11/4/2008

Purchase Order No.:

Project Location: SKINNER STREET, EAST HAMPTON
Date Received: 10/27/2008
Field Sample # : HA 3 3-4FT

LIMS-BAT #: LIMT-20895
Job Number: 60049287.02

Sample ID : 08B43574 ‡Sampled : 10/27/2008
Not Specified

Sample Matrix: SOIL

	Units	Results	Date Analyzed	Analyst	RL	SPEC Limit Lo	SPEC Limit Hi	P/ F
Antimony	mg/kg dry wt	ND	11/03/08	OP	4.76			
Arsenic	mg/kg dry wt	10.5	11/03/08	OP	2.98			
Barium	mg/kg dry wt	66.7	11/03/08	OP	5.95			
Beryllium	mg/kg dry wt	0.85	11/03/08	OP	0.30			
Cadmium	mg/kg dry wt	0.32	11/03/08	OP	0.30			
Chromium	mg/kg dry wt	194	11/03/08	OP	0.60			
Copper	mg/kg dry wt	1160	11/03/08	OP	0.60			
Lead	mg/kg dry wt	914	11/03/08	OP	0.90			
Mercury	mg/kg dry wt	0.257	11/03/08	KM	0.012			
Nickel	mg/kg dry wt	18.8	11/03/08	OP	0.60			
Selenium	mg/kg dry wt	ND	11/03/08	OP	5.95			
Silver	mg/kg dry wt	1.57	11/03/08	OP	0.60			
Thallium	mg/kg dry wt	ND	11/03/08	OP	3.57			
Vanadium	mg/kg dry wt	42.1	10/31/08	OP	5.95			
Zinc	mg/kg dry wt	451	11/03/08	OP	1.19			

RL = Reporting Limit

ND = Not Detected at or above the Reporting Limit

NM = Not Measured

SPEC LIMIT = a client specified recommended or regulatory level for comparison with data to determine PASS (P) or FAIL (F) condition of results.

* = See end of report for comments and notes applying to this sample

‡ = See attached chain-of-custody record for time sampled

con-test ANALYTICAL LABORATORY

39 Spruce Street ° East Longmeadow, MA 01028 ° FAX 413/525-6405 ° TEL. 413/525-2332

SARAH PERHALA
METCALF & EDDY - WALLINGFORD
860 N. MAIN STREET EXTENSION
WALLINGFORD, CT 06492

11/4/2008

Purchase Order No.:

Project Location: SKINNER STREET, EAST HAMPTON
Date Received: 10/27/2008
Field Sample # : HA 4 1-2FT

LIMS-BAT #: LIMT-20895
Job Number: 60049287.02

Sample ID : 08B43576 ‡Sampled : 10/27/2008
Not Specified

Sample Matrix: SOIL

	Units	Results	Date Analyzed	Analyst	RL	SPEC Limit Lo	SPEC Limit Hi	P/ F
Antimony	mg/kg dry wt	ND	11/03/08	OP	5.15			
Arsenic	mg/kg dry wt	11.9	11/03/08	OP	3.22			
Barium	mg/kg dry wt	312	11/03/08	OP	6.43			
Beryllium	mg/kg dry wt	0.49	11/03/08	OP	0.33			
Cadmium	mg/kg dry wt	273	11/03/08	OP	0.33			
Chromium	mg/kg dry wt	541	11/03/08	OP	0.65			
Copper	mg/kg dry wt	1870	11/03/08	OP	0.65			
Lead	mg/kg dry wt	1150	11/03/08	OP	0.97			
Mercury	mg/kg dry wt	0.144	11/03/08	KM	0.015			
Nickel	mg/kg dry wt	16700	11/03/08	OP	0.65			
Selenium	mg/kg dry wt	ND	11/03/08	OP	6.43			
Silver	mg/kg dry wt	0.97	11/03/08	OP	0.65			
Thallium	mg/kg dry wt	ND	11/03/08	OP	3.86			
Vanadium	mg/kg dry wt	48.0	10/31/08	OP	6.43			
Zinc	mg/kg dry wt	1970	11/03/08	OP	1.29			

RL = Reporting Limit

ND = Not Detected at or above the Reporting Limit

NM = Not Measured

SPEC LIMIT = a client specified recommended or regulatory level for comparison with data to determine PASS (P) or FAIL (F) condition of results.

* = See end of report for comments and notes applying to this sample

‡ = See attached chain-of-custody record for time sampled

con-test ANALYTICAL LABORATORY

39 Spruce Street ° East Longmeadow, MA 01028 ° FAX 413/525-6405 ° TEL. 413/525-2332

SARAH PERHALA
METCALF & EDDY - WALLINGFORD
860 N. MAIN STREET EXTENSION
WALLINGFORD, CT 06492

11/4/2008

Purchase Order No.:

Project Location: SKINNER STREET, EAST HAMPTON
Date Received: 10/27/2008
Field Sample # : SS 1 0-6IN

LIMS-BAT #: LIMT-20895
Job Number: 60049287.02

Sample ID : 08B43568 ‡Sampled : 10/27/2008
Not Specified

Sample Matrix: SOIL

	Units	Results	Date Analyzed	Analyst	RL	SPEC Limit Lo	SPEC Limit Hi	P/ F
Antimony	mg/kg dry wt	ND	11/03/08	OP	4.40			
Arsenic	mg/kg dry wt	ND	11/03/08	OP	2.75			
Barium	mg/kg dry wt	13.7	11/03/08	OP	5.50			
Beryllium	mg/kg dry wt	ND	11/03/08	OP	0.28			
Cadmium	mg/kg dry wt	ND	11/03/08	OP	0.28			
Chromium	mg/kg dry wt	3.62	11/03/08	OP	0.55			
Copper	mg/kg dry wt	28.9	11/03/08	OP	0.55			
Lead	mg/kg dry wt	8.33	11/03/08	OP	0.83			
Mercury	mg/kg dry wt	0.029	11/03/08	KM	0.011			
Nickel	mg/kg dry wt	2.39	11/03/08	OP	0.55			
Selenium	mg/kg dry wt	ND	11/03/08	OP	5.50			
Silver	mg/kg dry wt	ND	11/03/08	OP	0.55			
Thallium	mg/kg dry wt	ND	11/03/08	OP	3.30			
Vanadium	mg/kg dry wt	7.23	10/31/08	OP	5.50			
Zinc	mg/kg dry wt	12.4	11/03/08	OP	1.10			

RL = Reporting Limit

ND = Not Detected at or above the Reporting Limit

NM = Not Measured

SPEC LIMIT = a client specified recommended or regulatory level for comparison with data to determine PASS (P) or FAIL (F) condition of results.

* = See end of report for comments and notes applying to this sample

‡ = See attached chain-of-custody record for time sampled

con-test ANALYTICAL LABORATORY

39 Spruce Street ° East Longmeadow, MA 01028 ° FAX 413/525-6405 ° TEL. 413/525-2332

SARAH PERHALA
METCALF & EDDY - WALLINGFORD
860 N. MAIN STREET EXTENSION
WALLINGFORD, CT 06492

11/4/2008

Purchase Order No.:

Project Location: SKINNER STREET, EAST HAMPTON
Date Received: 10/27/2008
Field Sample # : SS 2 0-6IN

LIMS-BAT #: LIMT-20895
Job Number: 60049287.02

Sample ID : 08B43570 ‡Sampled : 10/27/2008
Not Specified

Sample Matrix: SOIL

	Units	Results	Date Analyzed	Analyst	RL	SPEC Limit Lo	SPEC Limit Hi	P/ F
Antimony	mg/kg dry wt	ND	11/03/08	OP	4.42			
Arsenic	mg/kg dry wt	2.95	11/03/08	OP	2.76			
Barium	mg/kg dry wt	23.7	11/03/08	OP	5.52			
Beryllium	mg/kg dry wt	0.30	11/03/08	OP	0.28			
Cadmium	mg/kg dry wt	ND	11/03/08	OP	0.28			
Chromium	mg/kg dry wt	3.94	11/03/08	OP	0.56			
Copper	mg/kg dry wt	13.4	11/03/08	OP	0.56			
Lead	mg/kg dry wt	3.95	11/03/08	OP	0.83			
Mercury	mg/kg dry wt	0.017	11/03/08	KM	0.012			
Nickel	mg/kg dry wt	3.39	11/03/08	OP	0.56			
Selenium	mg/kg dry wt	ND	11/03/08	OP	5.52			
Silver	mg/kg dry wt	ND	11/03/08	OP	0.56			
Thallium	mg/kg dry wt	ND	11/03/08	OP	3.31			
Vanadium	mg/kg dry wt	9.48	10/31/08	OP	5.52			
Zinc	mg/kg dry wt	18.7	11/03/08	OP	1.11			

RL = Reporting Limit

ND = Not Detected at or above the Reporting Limit

NM = Not Measured

SPEC LIMIT = a client specified recommended or regulatory level for comparison with data to determine PASS (P) or FAIL (F) condition of results.

* = See end of report for comments and notes applying to this sample

‡ = See attached chain-of-custody record for time sampled

con-test ANALYTICAL LABORATORY

39 Spruce Street ° East Longmeadow, MA 01028 ° FAX 413/525-6405 ° TEL. 413/525-2332

SARAH PERHALA
METCALF & EDDY - WALLINGFORD
860 N. MAIN STREET EXTENSION
WALLINGFORD, CT 06492

11/4/2008

Purchase Order No.:

Project Location: SKINNER STREET, EAST HAMPTON
Date Received: 10/27/2008
Field Sample # : SS 3 0-6IN

LIMS-BAT #: LIMT-20895
Job Number: 60049287.02

Sample ID : 08B43572 ‡Sampled : 10/27/2008
Not Specified

Sample Matrix: SOIL

	Units	Results	Date Analyzed	Analyst	RL	SPEC Limit Lo	SPEC Limit Hi	P/ F
Antimony	mg/kg dry wt	ND	11/03/08	OP	4.85			
Arsenic	mg/kg dry wt	9.77	11/03/08	OP	3.04			
Barium	mg/kg dry wt	71.6	11/03/08	OP	6.07			
Beryllium	mg/kg dry wt	0.78	11/03/08	OP	0.31			
Cadmium	mg/kg dry wt	0.41	11/03/08	OP	0.31			
Chromium	mg/kg dry wt	56.1	11/03/08	OP	0.61			
Copper	mg/kg dry wt	2350	11/03/08	OP	0.61			
Lead	mg/kg dry wt	309	11/03/08	OP	0.91			
Mercury	mg/kg dry wt	0.110	11/03/08	KM	0.013			
Nickel	mg/kg dry wt	32.3	11/03/08	OP	0.61			
Selenium	mg/kg dry wt	ND	11/03/08	OP	6.07			
Silver	mg/kg dry wt	5.64	11/03/08	OP	0.61			
Thallium	mg/kg dry wt	ND	11/03/08	OP	3.64			
Vanadium	mg/kg dry wt	39.6	10/31/08	OP	6.07			
Zinc	mg/kg dry wt	820	11/03/08	OP	1.22			

RL = Reporting Limit

ND = Not Detected at or above the Reporting Limit

NM = Not Measured

SPEC LIMIT = a client specified recommended or regulatory level for comparison with data to determine PASS (P) or FAIL (F) condition of results.

* = See end of report for comments and notes applying to this sample

‡ = See attached chain-of-custody record for time sampled

con-test ANALYTICAL LABORATORY

39 Spruce Street ° East Longmeadow, MA 01028 ° FAX 413/525-6405 ° TEL. 413/525-2332

SARAH PERHALA
METCALF & EDDY - WALLINGFORD
860 N. MAIN STREET EXTENSION
WALLINGFORD, CT 06492

11/4/2008

Purchase Order No.:

Project Location: SKINNER STREET, EAST HAMPTON
Date Received: 10/27/2008
Field Sample # : SS 3 0-6IN DUP

LIMS-BAT #: LIMT-20895
Job Number: 60049287.02

Sample ID : 08B43573 ‡Sampled : 10/27/2008
Not Specified

Sample Matrix: SOIL

	Units	Results	Date Analyzed	Analyst	RL	SPEC Limit Lo	SPEC Limit Hi	P/ F
Antimony	mg/kg dry wt	ND	11/03/08	OP	4.68			
Arsenic	mg/kg dry wt	7.49	11/03/08	OP	2.93			
Barium	mg/kg dry wt	65.6	11/03/08	OP	5.85			
Beryllium	mg/kg dry wt	0.62	11/03/08	OP	0.30			
Cadmium	mg/kg dry wt	0.32	11/03/08	OP	0.30			
Chromium	mg/kg dry wt	220	11/03/08	OP	0.59			
Copper	mg/kg dry wt	3200	11/03/08	OP	0.59			
Lead	mg/kg dry wt	1030	11/03/08	OP	0.88			
Mercury	mg/kg dry wt	0.092	11/03/08	KM	0.011			
Nickel	mg/kg dry wt	15.2	11/03/08	OP	0.59			
Selenium	mg/kg dry wt	ND	11/03/08	OP	5.85			
Silver	mg/kg dry wt	6.79	11/03/08	OP	0.59			
Thallium	mg/kg dry wt	ND	11/03/08	OP	3.51			
Vanadium	mg/kg dry wt	33.6	10/31/08	OP	5.85			
Zinc	mg/kg dry wt	413	11/03/08	OP	1.17			

RL = Reporting Limit

ND = Not Detected at or above the Reporting Limit

NM = Not Measured

SPEC LIMIT = a client specified recommended or regulatory level for comparison with data to determine PASS (P) or FAIL (F) condition of results.

* = See end of report for comments and notes applying to this sample

‡ = See attached chain-of-custody record for time sampled

con-test ANALYTICAL LABORATORY

39 Spruce Street ° East Longmeadow, MA 01028 ° FAX 413/525-6405 ° TEL. 413/525-2332

SARAH PERHALA
METCALF & EDDY - WALLINGFORD
860 N. MAIN STREET EXTENSION
WALLINGFORD, CT 06492

11/4/2008

Purchase Order No.:

Project Location: SKINNER STREET, EAST HAMPTON
Date Received: 10/27/2008
Field Sample # : SS 4 0-6IN

LIMS-BAT #: LIMT-20895
Job Number: 60049287.02

Sample ID : 08B43575 ‡Sampled : 10/27/2008
Not Specified

Sample Matrix: SOIL

	Units	Results	Date Analyzed	Analyst	RL	SPEC Limit Lo	SPEC Limit Hi	P/ F
Antimony	mg/kg dry wt	ND	11/03/08	OP	6.78			
Arsenic	mg/kg dry wt	12.4	11/03/08	OP	4.24			
Barium	mg/kg dry wt	253	11/03/08	OP	8.48			
Beryllium	mg/kg dry wt	0.85	11/03/08	OP	0.43			
Cadmium	mg/kg dry wt	4.36	11/03/08	OP	0.43			
Chromium	mg/kg dry wt	69.5	11/03/08	OP	0.85			
Copper	mg/kg dry wt	1870	11/03/08	OP	0.85			
Lead	mg/kg dry wt	657	11/03/08	OP	1.28			
Mercury	mg/kg dry wt	0.488	11/03/08	KM	0.016			
Nickel	mg/kg dry wt	193	11/03/08	OP	0.85			
Selenium	mg/kg dry wt	ND	11/03/08	OP	8.48			
Silver	mg/kg dry wt	1.33	11/03/08	OP	0.85			
Thallium	mg/kg dry wt	ND	11/03/08	OP	5.09			
Vanadium	mg/kg dry wt	54.4	10/31/08	OP	8.48			
Zinc	mg/kg dry wt	974	11/03/08	OP	1.70			

RL = Reporting Limit

ND = Not Detected at or above the Reporting Limit

NM = Not Measured

SPEC LIMIT = a client specified recommended or regulatory level for comparison with data to determine PASS (P) or FAIL (F) condition of results.

* = See end of report for comments and notes applying to this sample

‡ = See attached chain-of-custody record for time sampled

con-test ANALYTICAL LABORATORY

39 Spruce Street ° East Longmeadow, MA 01028 ° FAX 413/525-6405 ° TEL. 413/525-2332

SARAH PERHALA
METCALF & EDDY - WALLINGFORD
860 N. MAIN STREET EXTENSION
WALLINGFORD, CT 06492

11/4/2008

Purchase Order No.:

Project Location: SKINNER STREET, EAST HAMPTON
Date Received: 10/27/2008
Field Sample # : VOID SEDIMENT

LIMS-BAT #: LIMT-20895
Job Number: 60049287.02

Sample ID : 08B43593 ‡Sampled : 10/27/2008
Not Specified

Sample Matrix: SOIL

	Units	Results	Date Analyzed	Analyst	RL	SPEC Limit Lo	SPEC Limit Hi	P/ F
Antimony	mg/kg dry wt	ND	11/03/08	OP	8.46			
Arsenic	mg/kg dry wt	10.1	11/03/08	OP	5.29			
Barium	mg/kg dry wt	500	11/03/08	OP	10.6			
Beryllium	mg/kg dry wt	ND	11/03/08	OP	0.53			
Cadmium	mg/kg dry wt	15.6	11/03/08	OP	0.53			
Chromium	mg/kg dry wt	41.0	11/03/08	OP	1.06			
Copper	mg/kg dry wt	1910	11/03/08	OP	1.06			
Lead	mg/kg dry wt	367	11/03/08	OP	1.59			
Mercury	mg/kg dry wt	0.126	11/03/08	KM	0.023			
Nickel	mg/kg dry wt	1090	11/03/08	OP	1.06			
Selenium	mg/kg dry wt	ND	11/03/08	OP	10.6			
Silver	mg/kg dry wt	71.8	11/03/08	OP	1.06			
Thallium	mg/kg dry wt	ND	11/03/08	OP	6.35			
Vanadium	mg/kg dry wt	26.3	10/31/08	OP	10.6			
Zinc	mg/kg dry wt	2240	11/03/08	OP	2.12			

RL = Reporting Limit

ND = Not Detected at or above the Reporting Limit

NM = Not Measured

SPEC LIMIT = a client specified recommended or regulatory level for comparison with data to determine PASS (P) or FAIL (F) condition of results.

* = See end of report for comments and notes applying to this sample

‡ = See attached chain-of-custody record for time sampled

con-test ANALYTICAL LABORATORY

39 Spruce Street ° East Longmeadow, MA 01028 ° FAX 413/525-6405 ° TEL. 413/525-2332

SARAH PERHALA
METCALF & EDDY - WALLINGFORD
860 N. MAIN STREET EXTENSION
WALLINGFORD, CT 06492

Purchase Order No.:

11/4/2008

Project Location: SKINNER STREET, EAST HAMPTON
Date Received: 10/27/2008

LIMS-BAT #: LIMT-20895
Job Number: 60049287.02

Analytical Method: Antimony
SW846 3050/6010
SAMPLES ARE DIGESTED WITH NITRIC ACID AND THEN ANALYZED BY INDUCTIVELY COUPLED PLASMA EMISSION SPECTROSCOPY.

Analytical Method: Arsenic
SW846 3050/6010
SAMPLES ARE DIGESTED WITH NITRIC ACID AND THEN ANALYZED BY INDUCTIVELY COUPLED PLASMA EMISSION SPECTROSCOPY.

Analytical Method: Barium
SW846 3050/6010
SAMPLES ARE DIGESTED WITH NITRIC ACID AND THEN ANALYZED BY INDUCTIVELY COUPLED PLASMA EMISSION SPECTROSCOPY.

Analytical Method: Beryllium
SW846 3050/6010
SAMPLES ARE DIGESTED WITH NITRIC ACID AND THEN ANALYZED BY INDUCTIVELY COUPLED PLASMA EMISSION SPECTROSCOPY.

Analytical Method: Cadmium
SW846 3050/6010
SAMPLES ARE DIGESTED WITH NITRIC ACID AND THEN ANALYZED BY INDUCTIVELY COUPLED PLASMA EMISSION SPECTROSCOPY.

Analytical Method: Chromium
SW846 3050/6010
SAMPLES ARE DIGESTED WITH NITRIC ACID AND THEN ANALYZED BY INDUCTIVELY COUPLED PLASMA EMISSION SPECTROSCOPY.

Analytical Method: Copper
SW846 3050/6010
SAMPLES ARE DIGESTED WITH NITRIC ACID AND THEN ANALYZED BY INDUCTIVELY COUPLED PLASMA EMISSION SPECTROSCOPY.

Analytical Method: Lead
SW846 3050/6010
SAMPLES ARE DIGESTED WITH NITRIC ACID AND THEN ANALYZED BY INDUCTIVELY COUPLED PLASMA EMISSION SPECTROSCOPY.

Analytical Method: Mercury
SW846 3050/7471
SAMPLES ARE DIGESTED WITH ACIDS AND THEN ANALYZED BY COLD VAPOR (FLAMELESS) ATOMIC ABSORPTION SPECTROPHOTOMETRY

Analytical Method: Nickel
SW846 3050/6010
SAMPLES ARE DIGESTED WITH NITRIC ACID AND THEN ANALYZED BY INDUCTIVELY COUPLED PLASMA EMISSION SPECTROSCOPY.

RL = Reporting Limit

ND = Not Detected at or above the Reporting Limit

NM = Not Measured

SPEC LIMIT = a client specified recommended or regulatory level for comparison with data to determine PASS (P) or FAIL (F) condition of results.

* = See end of report for comments and notes applying to this sample

‡ = See attached chain-of-custody record for time sampled

39 Spruce Street ° East Longmeadow, MA 01028 ° FAX 413/525-6405 ° TEL. 413/525-2332

SARAH PERHALA
METCALF & EDDY - WALLINGFORD
860 N. MAIN STREET EXTENSION
WALLINGFORD, CT 06492

Purchase Order No.:

11/4/2008

Project Location: SKINNER STREET, EAST HAMPTON
Date Received: 10/27/2008

LIMS-BAT #: LIMT-20895
Job Number: 60049287.02

Analytical Method: Selenium
SW846 3050/6010
SAMPLES ARE DIGESTED WITH NITRIC ACID AND THEN ANALYZED BY INDUCTIVELY COUPLED PLASMA EMISSION SPECTROSCOPY.

Analytical Method: Silver
SW846 3050/6010
SAMPLES ARE DIGESTED WITH NITRIC ACID AND THEN ANALYZED BY INDUCTIVELY COUPLED PLASMA EMISSION SPECTROSCOPY.

Analytical Method: Thallium
SW846 3050/6010
SAMPLES ARE DIGESTED WITH NITRIC ACID AND THEN ANALYZED BY INDUCTIVELY COUPLED PLASMA EMISSION SPECTROSCOPY.

Analytical Method: Vanadium
SW846 3050/6010
SAMPLES ARE DIGESTED WITH NITRIC ACID AND THEN ANALYZED BY INDUCTIVELY COUPLED PLASMA EMISSION SPECTROSCOPY.

Analytical Method: Zinc
SW846 3050/6010
SAMPLES ARE DIGESTED WITH NITRIC ACID AND THEN ANALYZED BY INDUCTIVELY COUPLED PLASMA EMISSION SPECTROSCOPY.

RL = Reporting Limit

ND = Not Detected at or above the Reporting Limit

NM = Not Measured

SPEC LIMIT = a client specified recommended or regulatory level for comparison with data to determine PASS (P) or FAIL (F) condition of results.

* = See end of report for comments and notes applying to this sample

‡ = See attached chain-of-custody record for time sampled

con-test ANALYTICAL LABORATORY

39 Spruce Street ° East Longmeadow, MA 01028 ° FAX 413/525-6405 ° TEL. 413/525-2332

SARAH PERHALA
METCALF & EDDY - WALLINGFORD
860 N. MAIN STREET EXTENSION
WALLINGFORD, CT 06492

11/4/2008

Purchase Order No.:

Project Location: SKINNER STREET, EAST HAMPTON
Date Received: 10/27/2008
Field Sample # : EQUIPMENT BLANK

LIMS-BAT #: LIMT-20895
Job Number: 60049287.02

Sample ID : 08B43711 ‡Sampled : 10/28/2008
Not Specified

Sample Matrix: WATER OTHER

	Units	Results	Date Analyzed	Analyst	RL	SPEC Limit Lo	SPEC Limit Hi	P/ F
Acenaphthene	ug/l	ND	11/03/08	BGL	0.30			
Acenaphthylene	ug/l	ND	11/03/08	BGL	0.30			
Anthracene	ug/l	ND	11/03/08	BGL	0.20			
Benzo(a)anthracene	ug/l	ND	11/03/08	BGL	0.050			
Benzo(a)pyrene	ug/l	ND	11/03/08	BGL	0.100			
Benzo(b)fluoranthene	ug/l	ND	11/03/08	BGL	0.050			
Benzo(g,h,i)perylene	ug/l	ND	11/03/08	BGL	0.500			
Benzo(k)fluoranthene	ug/l	ND	11/03/08	BGL	0.200			
Chrysene	ug/l	ND	11/03/08	BGL	0.20			
Dibenz(a,h)anthracene	ug/l	ND	11/03/08	BGL	0.200			
Fluorene	ug/l	ND	11/03/08	BGL	1.00			
Indeno(1,2,3-cd)pyrene	ug/l	ND	11/03/08	BGL	0.200			
2-Methylnaphthalene	ug/l	ND	11/03/08	BGL	1.00			
Naphthalene	ug/l	ND	11/03/08	BGL	1.00			
Phenanthrene	ug/l	ND	11/03/08	BGL	0.05			
Pyrene	ug/l	ND	11/03/08	BGL	1.00			
Extraction Date 625/8270		10/29/2008	11/03/08	BGL				

Analytical Method:
625/8270
SAMPLES ARE EXTRACTED INTO METHYLENE CHLORIDE BY SEPARATORY FUNNEL LIQUID/LIQUID EXTRACTION, FOLLOWED BY KUDERNA-DANISH OR TURBOVAP EVAPORATIVE CONCENTRATION AND QUANTITATED BY GC/MS TARGET COMPOUND ANALYSIS. REPORTED RESULTS AND REPORTING LIMITS FOR BENZOIC ACID AND PENTACHLORONITROBENZENE ARE ESTIMATED SINCE RESPONSE FACTORS FOR THESE COMPOUNDS ARE BELOW METHOD SPECIFICATIONS.

RL = Reporting Limit

ND = Not Detected at or above the Reporting Limit

NM = Not Measured

SPEC LIMIT = a client specified recommended or regulatory level for comparison with data to determine PASS (P) or FAIL (F) condition of results.

* = See end of report for comments and notes applying to this sample

‡ = See attached chain-of-custody record for time sampled

con-test ANALYTICAL LABORATORY

39 Spruce Street ° East Longmeadow, MA 01028 ° FAX 413/525-6405 ° TEL. 413/525-2332

SARAH PERHALA
METCALF & EDDY - WALLINGFORD
860 N. MAIN STREET EXTENSION
WALLINGFORD, CT 06492

Purchase Order No.:

11/4/2008

Project Location: SKINNER STREET, EAST HAMPTON
Date Received: 10/27/2008

LIMS-BAT #: LIMT-20895
Job Number: 60049287.02

Field Sample # : HA 1 3-4FT

Sample ID : 08B43569 ‡Sampled : 10/27/2008
Not Specified

Sample Matrix: SOIL

	Units	Results	Date Analyzed	Analyst	RL	SPEC Limit Lo	SPEC Limit Hi	P/ F
Solids, total	%	91.1	10/30/08	KMM				

Field Sample # : HA 2 2.5-3.5FT

Sample ID : 08B43571 ‡Sampled : 10/27/2008
Not Specified

Sample Matrix: SOIL

	Units	Results	Date Analyzed	Analyst	RL	SPEC Limit Lo	SPEC Limit Hi	P/ F
Solids, total	%	90.8	10/30/08	KMM				

Field Sample # : HA 3 3-4FT

Sample ID : 08B43574 ‡Sampled : 10/27/2008
Not Specified

Sample Matrix: SOIL

	Units	Results	Date Analyzed	Analyst	RL	SPEC Limit Lo	SPEC Limit Hi	P/ F
Solids, total	%	84.1	10/30/08	KMM				

Field Sample # : HA 4 1-2FT

Sample ID : 08B43576 ‡Sampled : 10/27/2008
Not Specified

Sample Matrix: SOIL

	Units	Results	Date Analyzed	Analyst	RL	SPEC Limit Lo	SPEC Limit Hi	P/ F
Solids, total	%	77.8	10/30/08	KMM				

Field Sample # : SS 1 0-6IN

Sample ID : 08B43568 ‡Sampled : 10/27/2008
Not Specified

Sample Matrix: SOIL

	Units	Results	Date Analyzed	Analyst	RL	SPEC Limit Lo	SPEC Limit Hi	P/ F
Solids, total	%	91.0	10/30/08	KMM				

RL = Reporting Limit

ND = Not Detected at or above the Reporting Limit

NM = Not Measured

SPEC LIMIT = a client specified recommended or regulatory level for comparison with data to determine PASS (P) or FAIL (F) condition of results.

* = See end of report for comments and notes applying to this sample

‡ = See attached chain-of-custody record for time sampled

con-test ANALYTICAL LABORATORY

39 Spruce Street ° East Longmeadow, MA 01028 ° FAX 413/525-6405 ° TEL. 413/525-2332

SARAH PERHALA
METCALF & EDDY - WALLINGFORD
860 N. MAIN STREET EXTENSION
WALLINGFORD, CT 06492

11/4/2008

Purchase Order No.:

Project Location: SKINNER STREET, EAST HAMPTON
Date Received: 10/27/2008

LIMS-BAT #: LIMT-20895
Job Number: 60049287.02

Field Sample # : SS 2 0-6IN

Sample ID : 08B43570 ‡Sampled : 10/27/2008
Not Specified

Sample Matrix: SOIL

	Units	Results	Date Analyzed	Analyst	RL	SPEC Limit Lo	SPEC Limit Hi	P/ F
Solids, total	%	90.7	10/30/08	KMM				

Field Sample # : SS 3 0-6IN

Sample ID : 08B43572 ‡Sampled : 10/27/2008
Not Specified

Sample Matrix: SOIL

	Units	Results	Date Analyzed	Analyst	RL	SPEC Limit Lo	SPEC Limit Hi	P/ F
Solids, total	%	82.5	10/30/08	KMM				

Field Sample # : SS 3 0-6IN DUP

Sample ID : 08B43573 ‡Sampled : 10/27/2008
Not Specified

Sample Matrix: SOIL

	Units	Results	Date Analyzed	Analyst	RL	SPEC Limit Lo	SPEC Limit Hi	P/ F
Solids, total	%	85.6	10/30/08	KMM				

Field Sample # : SS 4 0-6IN

Sample ID : 08B43575 ‡Sampled : 10/27/2008
Not Specified

Sample Matrix: SOIL

	Units	Results	Date Analyzed	Analyst	RL	SPEC Limit Lo	SPEC Limit Hi	P/ F
Solids, total	%	59.0	10/30/08	KMM				

Field Sample # : VOID SEDIMENT

Sample ID : 08B43593 ‡Sampled : 10/27/2008
Not Specified

Sample Matrix: SOIL

	Units	Results	Date Analyzed	Analyst	RL	SPEC Limit Lo	SPEC Limit Hi	P/ F
Solids, total	%	47.3	10/30/08	KMM				

RL = Reporting Limit

ND = Not Detected at or above the Reporting Limit

NM = Not Measured

SPEC LIMIT = a client specified recommended or regulatory level for comparison with data to determine PASS (P) or FAIL (F) condition of results.

* = See end of report for comments and notes applying to this sample

‡ = See attached chain-of-custody record for time sampled

39 Spruce Street ° East Longmeadow, MA 01028 ° FAX 413/525-6405 ° TEL. 413/525-2332

SARAH PERHALA
METCALF & EDDY - WALLINGFORD
860 N. MAIN STREET EXTENSION
WALLINGFORD, CT 06492

Purchase Order No.:

11/4/2008

Project Location: SKINNER STREET, EAST HAMPTON
Date Received: 10/27/2008

LIMS-BAT #: LIMT-20895
Job Number: 60049287.02

Analytical Method:

SM 2540G

PERCENT OF SAMPLE REMAINING AFTER DRYING OVERNIGHT AT 103-105 DEGREES CENTIGRADE.

RL = Reporting Limit

ND = Not Detected at or above the Reporting Limit

NM = Not Measured

SPEC LIMIT = a client specified recommended or regulatory level for comparison with data to determine PASS (P) or FAIL (F) condition of results.

* = See end of report for comments and notes applying to this sample

‡ = See attached chain-of-custody record for time sampled

39 Spruce Street ° East Longmeadow, MA 01028 ° FAX 413/525-6405 ° TEL. 413/525-2332

SARAH PERHALA
METCALF & EDDY - WALLINGFORD
860 N. MAIN STREET EXTENSION
WALLINGFORD, CT 06492

Purchase Order No.:

11/4/2008

Project Location: SKINNER STREET, EAST HAMPTON
Date Received: 10/27/2008

LIMS-BAT #: LIMT-20895
Job Number: 60049287.02

** END OF REPORT **

RL = Reporting Limit

ND = Not Detected at or above the Reporting Limit

NM = Not Measured

SPEC LIMIT = a client specified recommended or regulatory level for comparison with data to determine PASS (P) or FAIL (F) condition of results.

* = See end of report for comments and notes applying to this sample

‡ = See attached chain-of-custody record for time sampled

con-test® ANALYTICAL LABORATORY

39 Spruce Street ° East Longmeadow, MA 01028 ° FAX 413/525-6405 ° TEL. 413/525-2332

QC SUMMARY REPORT

SAMPLE QC: Sample Results with Duplicates
Sample Matrix Spikes and Matrix Spike Duplicates

BATCH QC: Lab fortified Blanks and Duplicates
Standard Reference Materials and Duplicates
Method Blanks

Report Date: 11/4/2008 Lims Bat # : LIMT-20895

QC Batch Number: BATCH-15427

Sample Id	Analysis	QC Analysis	Values	Units	Limits
08B43711					
	Silver	Sample Amount	<2.50	ug/L	
		Matrix Spk Amt Added	500.00	ug/L	
		MS Amt Measured	455.10	ug/L	
		Matrix Spike % Rec.	91.02	%	75-125
	Arsenic	Sample Amount	<2.00	ug/L	
		Matrix Spk Amt Added	500.00	ug/L	
		MS Amt Measured	507.80	ug/L	
		Matrix Spike % Rec.	101.56	%	75-125
	Barium	Sample Amount	<250.	ug/L	
		Matrix Spk Amt Added	500.00	ug/L	
		MS Amt Measured	498.70	ug/L	
		Matrix Spike % Rec.	99.74	%	75-125
	Beryllium	Sample Amount	<2.00	ug/L	
		Matrix Spk Amt Added	500.00	ug/L	
		MS Amt Measured	534.60	ug/L	
		Matrix Spike % Rec.	106.92	%	75-125
	Cadmium	Sample Amount	<2.50	ug/L	
		Matrix Spk Amt Added	500.00	ug/L	
		MS Amt Measured	487.40	ug/L	
		Matrix Spike % Rec.	97.48	%	75-125
	Chromium	Sample Amount	<50.0	ug/L	
		Duplicate Value		ug/L	
		Sample Amount	<50.0	ug/L	
		Matrix Spk Amt Added	500.00	ug/L	
		MS Amt Measured	481.90	ug/L	
		Matrix Spike % Rec.	96.38	%	75-125
	Copper	Sample Amount	<25.0	ug/L	
		Duplicate Value		ug/L	
		Sample Amount	<25.0	ug/L	
		Matrix Spk Amt Added	500.00	ug/L	
		MS Amt Measured	483.30	ug/L	
		Matrix Spike % Rec.	96.66	%	75-125
	Nickel	Sample Amount	<25.0	ug/L	
		Matrix Spk Amt Added	500.00	ug/L	
		MS Amt Measured	485.90	ug/L	
		Matrix Spike % Rec.	97.18	%	75-125
	Lead	Sample Amount	<5.00	ug/L	
		Matrix Spk Amt Added	500.00	ug/L	
		MS Amt Measured	509.30	ug/L	
		Matrix Spike % Rec.	101.86	%	75-125
	Antimony	Sample Amount	<5.00	ug/L	
		Matrix Spk Amt Added	500.00	ug/L	
		MS Amt Measured	503.60	ug/L	

con-test ANALYTICAL LABORATORY

39 Spruce Street ° East Longmeadow, MA 01028 ° FAX 413/525-6405 ° TEL. 413/525-2332

QC SUMMARY REPORT

SAMPLE QC: Sample Results with Duplicates
Sample Matrix Spikes and Matrix Spike Duplicates

BATCH QC: Lab fortified Blanks and Duplicates
Standard Reference Materials and Duplicates
Method Blanks

Report Date: 11/4/2008 Lims Bat # : LIMT-20895

QC Batch Number: BATCH-15427

Sample Id	Analysis	QC Analysis	Values	Units	Limits
08B43711					
	Antimony	Matrix Spike % Rec.	100.72	%	75-125
	Selenium	Sample Amount	<25.0	ug/L	
		Matrix Spk Amt Added	500.00	ug/L	
		MS Amt Measured	488.00	ug/L	
		Matrix Spike % Rec.	97.60	%	75-125
	Thallium	Sample Amount	<1.00	ug/L	
		Matrix Spk Amt Added	500.00	ug/L	
		MS Amt Measured	491.60	ug/L	
		Matrix Spike % Rec.	98.32	%	75-125
	Vanadium	Sample Amount	<25.0	ug/L	
		Matrix Spk Amt Added	500.00	ug/L	
		MS Amt Measured	483.60	ug/L	
		Matrix Spike % Rec.	96.72	%	75-125
	Zinc	Sample Amount	<100.	ug/L	
		Matrix Spk Amt Added	500.00	ug/L	
		MS Amt Measured	602.60	ug/L	
		Matrix Spike % Rec.	120.52	%	75-125
BLANK-125871					
	Silver	Blank	<2.50	ug/L	
	Arsenic	Blank	<2.00	ug/L	
	Barium	Blank	<250.	ug/L	
	Beryllium	Blank	<2.00	ug/L	
	Cadmium	Blank	<2.50	ug/L	
	Chromium	Blank	<50.0	ug/L	
	Copper	Blank	<25.0	ug/L	
	Nickel	Blank	<25.0	ug/L	
	Lead	Blank	<5.00	ug/L	
	Antimony	Blank	<5.00	ug/L	
	Selenium	Blank	<25.0	ug/L	
	Thallium	Blank	<1.00	ug/L	
	Vanadium	Blank	<25.0	ug/L	
	Zinc	Blank	<100.	ug/L	
LFBLANK-87735					
	Silver	Lab Fort Blank Amt.	500.00	ug/L	
		Lab Fort Blk. Found	482.10	ug/L	
		Lab Fort Blk. % Rec.	96.42	%	80-120
	Arsenic	Lab Fort Blank Amt.	500.00	ug/L	
		Lab Fort Blk. Found	518.20	ug/L	
		Lab Fort Blk. % Rec.	103.64	%	80-120
	Barium	Lab Fort Blank Amt.	500.00	ug/L	
		Lab Fort Blk. Found	510.80	ug/L	
		Lab Fort Blk. % Rec.	102.16	%	80-120
	Beryllium	Lab Fort Blank Amt.	500.00	ug/L	

con-test® ANALYTICAL LABORATORY

39 Spruce Street ° East Longmeadow, MA 01028 ° FAX 413/525-6405 ° TEL. 413/525-2332

QC SUMMARY REPORT

SAMPLE QC: Sample Results with Duplicates
Sample Matrix Spikes and Matrix Spike Duplicates

BATCH QC: Lab fortified Blanks and Duplicates
Standard Reference Materials and Duplicates
Method Blanks

Report Date: 11/4/2008 Lims Bat # : LIMT-20895

QC Batch Number: BATCH-15427

Sample Id	Analysis	QC Analysis	Values	Units	Limits
LFBLANK-87735					
	Beryllium	Lab Fort Blk. Found	511.40	ug/L	
		Lab Fort Blk. % Rec.	102.28	%	80-120
	Cadmium	Lab Fort Blank Amt.	500.00	ug/L	
		Lab Fort Blk. Found	491.60	ug/L	
		Lab Fort Blk. % Rec.	98.32	%	80-120
	Chromium	Lab Fort Blank Amt.	500.00	ug/L	
		Lab Fort Blk. Found	499.60	ug/L	
		Lab Fort Blk. % Rec.	99.92	%	80-120
	Copper	Lab Fort Blank Amt.	500.00	ug/L	
		Lab Fort Blk. Found	504.90	ug/L	
		Lab Fort Blk. % Rec.	100.98	%	80-120
	Nickel	Lab Fort Blank Amt.	500.00	ug/L	
		Lab Fort Blk. Found	508.10	ug/L	
		Lab Fort Blk. % Rec.	101.62	%	80-120
	Lead	Lab Fort Blank Amt.	500.00	ug/L	
		Lab Fort Blk. Found	529.29	ug/L	
		Lab Fort Blk. % Rec.	105.86	%	80-120
	Antimony	Lab Fort Blank Amt.	500.00	ug/L	
		Lab Fort Blk. Found	512.20	ug/L	
		Lab Fort Blk. % Rec.	102.44	%	80-120
	Selenium	Lab Fort Blank Amt.	500.00	ug/L	
		Lab Fort Blk. Found	507.50	ug/L	
		Lab Fort Blk. % Rec.	101.50	%	80-120
	Thallium	Lab Fort Blank Amt.	500.00	ug/L	
		Lab Fort Blk. Found	498.00	ug/L	
		Lab Fort Blk. % Rec.	99.60	%	80-120
	Vanadium	Lab Fort Blank Amt.	500.00	ug/L	
		Lab Fort Blk. Found	499.20	ug/L	
		Lab Fort Blk. % Rec.	99.84	%	80-120
	Zinc	Lab Fort Blank Amt.	500.00	ug/L	
		Lab Fort Blk. Found	520.60	ug/L	
		Lab Fort Blk. % Rec.	104.12	%	80-120

con-test ANALYTICAL LABORATORY

39 Spruce Street ° East Longmeadow, MA 01028 ° FAX 413/525-6405 ° TEL. 413/525-2332

QC SUMMARY REPORT

SAMPLE QC: Sample Results with Duplicates
Sample Matrix Spikes and Matrix Spike Duplicates

BATCH QC: Lab fortified Blanks and Duplicates
Standard Reference Materials and Duplicates
Method Blanks

Report Date: 11/4/2008 Lims Bat # : LIMT-20895

QC Batch Number: GC/ECD-11877

Sample Id	Analysis	QC Analysis	Values	Units	Limits
08B43572					
	Decachlorobiphenyl	Surrogate Recovery	86.3	%	30-150
	Tetrachloro-m-Xylene	Surrogate Recovery	102.5	%	30-150
08B43574					
	Decachlorobiphenyl	Surrogate Recovery	85.5	%	30-150
	Tetrachloro-m-Xylene	Surrogate Recovery	98.1	%	30-150
08B43576					
	Decachlorobiphenyl	Surrogate Recovery	70.5	%	30-150
	Tetrachloro-m-Xylene	Surrogate Recovery	97.7	%	30-150
08B43593					
	Decachlorobiphenyl	Surrogate Recovery	N.M.	%	30-150
	Tetrachloro-m-Xylene	Surrogate Recovery	N.M.	%	30-150
BLANK-125934					
	PCB-1232	Blank	<0.100	mg/kg dry wt	
	PCB-1242	Blank	<0.100	mg/kg dry wt	
	PCB-1254	Blank	<0.100	mg/kg dry wt	
	PCB-1260	Blank	<0.100	mg/kg dry wt	
	PCB-1248	Blank	<0.100	mg/kg dry wt	
	PCB-1221	Blank	<0.100	mg/kg dry wt	
	PCB 1016	Blank	<0.100	mg/kg dry wt	
	PCB 1262	Blank	<0.100	mg/kg dry wt	
	PCB 1268	Blank	<0.100	mg/kg dry wt	
LFBLANK-87802					
	PCB-1260	Lab Fort Blank Amt.	0.200	mg/kg dry wt	
		Lab Fort Blk. Found	0.216	mg/kg dry wt	
		Lab Fort Blk. % Rec.	108.000	%	40-140
		Dup Lab Fort Bl Amt.	0.200	mg/kg dry wt	
		Dup Lab Fort Bl. Fnd	0.234	mg/kg dry wt	
		Dup Lab Fort Bl %Rec	117.200	%	
		Lab Fort Blank Range	9.200	units	
		Lab Fort Bl. Av. Rec	112.600	%	
		LFB Duplicate RPD	8.170	%	0-30
	PCB 1016	Lab Fort Blank Amt.	0.200	mg/kg dry wt	
		Lab Fort Blk. Found	0.228	mg/kg dry wt	
		Lab Fort Blk. % Rec.	114.000	%	40-140
		Dup Lab Fort Bl Amt.	0.200	mg/kg dry wt	
		Dup Lab Fort Bl. Fnd	0.207	mg/kg dry wt	
		Dup Lab Fort Bl %Rec	103.675	%	
		Lab Fort Blank Range	10.325	units	
		Lab Fort Bl. Av. Rec	108.837	%	
		LFB Duplicate RPD	9.486	%	0-30

con-test® ANALYTICAL LABORATORY

39 Spruce Street ° East Longmeadow, MA 01028 ° FAX 413/525-6405 ° TEL. 413/525-2332

QC SUMMARY REPORT

SAMPLE QC: Sample Results with Duplicates
Sample Matrix Spikes and Matrix Spike Duplicates

BATCH QC: Lab fortified Blanks and Duplicates
Standard Reference Materials and Duplicates
Method Blanks

Report Date: 11/4/2008 Lims Bat # : LIMT-20895

QC Batch Number: GC/ECD-11878

Sample Id	Analysis	QC Analysis	Values	Units	Limits
08B43711					
	Decachlorobiphenyl	Surrogate Recovery	53.8	%	30-150
	Tetrachloro-m-Xylene	Surrogate Recovery	95.6	%	30-150
BLANK-125937					
	PCB-1232	Blank	<0.20	ug/l	
	PCB-1242	Blank	<0.20	ug/l	
	PCB-1254	Blank	<0.20	ug/l	
	PCB-1260	Blank	<0.20	ug/l	
	PCB-1248	Blank	<0.20	ug/l	
	PCB-1221	Blank	<0.20	ug/l	
	PCB 1016	Blank	<0.20	ug/l	
	PCB 1262	Blank	<0.20	ug/l	
	PCB 1268	Blank	<0.20	ug/l	
LFBLANK-87804					
	PCB-1260	Lab Fort Blank Amt.	0.50	ug/l	
		Lab Fort Blk. Found	0.54	ug/l	
		Lab Fort Blk. % Rec.	108.00	%	40-140
		Dup Lab Fort Bl Amt.	0.50	ug/l	
		Dup Lab Fort Bl. Fnd	0.54	ug/l	
		Dup Lab Fort Bl %Rec	108.00	%	
		Lab Fort Blank Range	0.00	units	
		Lab Fort Bl. Av. Rec	108.00	%	
		LFB Duplicate RPD	0.00	%	0-20
	PCB 1016	Lab Fort Blank Amt.	0.50	ug/l	
		Lab Fort Blk. Found	0.50	ug/l	
		Lab Fort Blk. % Rec.	100.90	%	40-140
		Dup Lab Fort Bl Amt.	0.50	ug/l	
		Dup Lab Fort Bl. Fnd	0.49	ug/l	
		Dup Lab Fort Bl %Rec	98.60	%	
		Lab Fort Blank Range	2.29	units	
		Lab Fort Bl. Av. Rec	99.75	%	
		LFB Duplicate RPD	2.30	%	0-20

con-test® ANALYTICAL LABORATORY

39 Spruce Street ° East Longmeadow, MA 01028 ° FAX 413/525-6405 ° TEL. 413/525-2332

QC SUMMARY REPORT

SAMPLE QC: Sample Results with Duplicates
Sample Matrix Spikes and Matrix Spike Duplicates

BATCH QC: Lab fortified Blanks and Duplicates
Standard Reference Materials and Duplicates
Method Blanks

Report Date: 11/4/2008 Lims Bat # : LIMT-20895

QC Batch Number: GC/FID-22559

Sample Id	Analysis	QC Analysis	Values	Units	Limits
08B43711					
	Terphenyl	Surrogate Recovery	84.6	%	50-150
BLANK-125896					
	Extractable TPH (ETPH)	Blank	<0.075	mg/l	
LFBLANK-87762					
	Extractable TPH (ETPH)	Lab Fort Blank Amt.	1.000	mg/l	
		Lab Fort Blk. Found	0.709	mg/l	
		Lab Fort Blk. % Rec.	70.900	%	60-120
		Dup Lab Fort Bl Amt.	1.000	mg/l	
		Dup Lab Fort Bl. Fnd	0.614	mg/l	
		Dup Lab Fort Bl %Rec	61.400	%	
		Lab Fort Blank Range	9.500	units	
		Lab Fort Bl. Av. Rec	66.150	%	
		LFB Duplicate RPD	14.361	%	

con-test® ANALYTICAL LABORATORY

39 Spruce Street ° East Longmeadow, MA 01028 ° FAX 413/525-6405 ° TEL. 413/525-2332

QC SUMMARY REPORT

SAMPLE QC: Sample Results with Duplicates
Sample Matrix Spikes and Matrix Spike Duplicates

BATCH QC: Lab fortified Blanks and Duplicates
Standard Reference Materials and Duplicates
Method Blanks

Report Date: 11/4/2008 Lims Bat # : LIMT-20895

QC Batch Number: GC/FID-22562

Sample Id	Analysis	QC Analysis	Values	Units	Limits
08B43568					
	Terphenyl	Surrogate Recovery	60.7	%	50-150
08B43569					
	Terphenyl	Surrogate Recovery	57.5	%	50-150
08B43570					
	Terphenyl	Surrogate Recovery	55.4	%	50-150
08B43571					
	Terphenyl	Surrogate Recovery	70.4	%	50-150
08B43572					
	Terphenyl	Surrogate Recovery	54.4	%	50-150
08B43574					
	Terphenyl	Surrogate Recovery	70.3	%	50-150
08B43575					
	Terphenyl	Surrogate Recovery	52.6	%	50-150
08B43576					
	Terphenyl	Surrogate Recovery	58.6	%	50-150
08B43593					
	Terphenyl	Surrogate Recovery	N.M.	%	50-150
BLANK-125990					
	Extractable TPH (ETPH)	Blank	<10.	mg/kg dry weig	
LFBLANK-87862					
	Extractable TPH (ETPH)	Lab Fort Blank Amt.	33.3	mg/kg dry weig	
		Lab Fort Blk. Found	21.2	mg/kg dry weig	
		Lab Fort Blk. % Rec.	63.7	%	60-120
		Dup Lab Fort Bl Amt.	33.3	mg/kg dry weig	
		Dup Lab Fort Bl. Fnd	23.0	mg/kg dry weig	
		Dup Lab Fort Bl %Rec	69.2	%	
		Lab Fort Blank Range	5.5	units	
		Lab Fort Bl. Av. Rec	66.4	%	
		LFB Duplicate RPD	8.2	%	

con-test ANALYTICAL LABORATORY

39 Spruce Street ° East Longmeadow, MA 01028 ° FAX 413/525-6405 ° TEL. 413/525-2332

QC SUMMARY REPORT

SAMPLE QC: Sample Results with Duplicates
Sample Matrix Spikes and Matrix Spike Duplicates

BATCH QC: Lab fortified Blanks and Duplicates
Standard Reference Materials and Duplicates
Method Blanks

Report Date: 11/4/2008 Lims Bat # : LIMT-20895

QC Batch Number: GCMS/SEMI-11609

Sample Id	Analysis	QC Analysis	Values	Units	Limits
08B43568					
	Phenol-d6	Surrogate Recovery	56.6	%	30-130
	Nitrobenzene-d5	Surrogate Recovery	51.3	%	30-130
	2-Fluorobiphenyl	Surrogate Recovery	54.8	%	30-130
	2,4,6-Tribromophenol	Surrogate Recovery	52.3	%	30-130
	Terphenyl-d14	Surrogate Recovery	41.2	%	30-130
	2-Fluorophenol	Surrogate Recovery	59.8	%	30-130
08B43569					
	Phenol-d6	Surrogate Recovery	60.4	%	30-130
	Nitrobenzene-d5	Surrogate Recovery	44.9	%	30-130
	2-Fluorobiphenyl	Surrogate Recovery	45.7	%	30-130
	2,4,6-Tribromophenol	Surrogate Recovery	37.1	%	30-130
	Terphenyl-d14	Surrogate Recovery	31.9	%	30-130
	2-Fluorophenol	Surrogate Recovery	54.2	%	30-130
08B43570					
	Phenol-d6	Surrogate Recovery	64.4	%	30-130
	Nitrobenzene-d5	Surrogate Recovery	57.9	%	30-130
	2-Fluorobiphenyl	Surrogate Recovery	55.0	%	30-130
	2,4,6-Tribromophenol	Surrogate Recovery	51.0	%	30-130
	Terphenyl-d14	Surrogate Recovery	44.1	%	30-130
	2-Fluorophenol	Surrogate Recovery	69.2	%	30-130
08B43571					
	Phenol-d6	Surrogate Recovery	60.6	%	30-130
	Nitrobenzene-d5	Surrogate Recovery	53.5	%	30-130
	2-Fluorobiphenyl	Surrogate Recovery	51.4	%	30-130
	2,4,6-Tribromophenol	Surrogate Recovery	56.5	%	30-130
	Terphenyl-d14	Surrogate Recovery	43.5	%	30-130
	2-Fluorophenol	Surrogate Recovery	63.9	%	30-130
08B43572					
	Phenol-d6	Surrogate Recovery	64.0	%	30-130
	Nitrobenzene-d5	Surrogate Recovery	61.4	%	30-130
	2-Fluorobiphenyl	Surrogate Recovery	58.3	%	30-130
	2,4,6-Tribromophenol	Surrogate Recovery	51.2	%	30-130
	Terphenyl-d14	Surrogate Recovery	44.5	%	30-130
	2-Fluorophenol	Surrogate Recovery	70.3	%	30-130
08B43574					
	Phenol-d6	Surrogate Recovery	51.0	%	30-130
	Nitrobenzene-d5	Surrogate Recovery	50.0	%	30-130
	2-Fluorobiphenyl	Surrogate Recovery	40.0	%	30-130
	2,4,6-Tribromophenol	Surrogate Recovery	65.0	%	30-130
	Terphenyl-d14	Surrogate Recovery	54.0	%	30-130
	2-Fluorophenol	Surrogate Recovery	58.5	%	30-130
08B43576					
	Phenol-d6	Surrogate Recovery	64.6	%	30-130

con-test ANALYTICAL LABORATORY

39 Spruce Street ° East Longmeadow, MA 01028 ° FAX 413/525-6405 ° TEL. 413/525-2332

QC SUMMARY REPORT

SAMPLE QC: Sample Results with Duplicates
Sample Matrix Spikes and Matrix Spike Duplicates

BATCH QC: Lab fortified Blanks and Duplicates
Standard Reference Materials and Duplicates
Method Blanks

Report Date: 11/4/2008 Lims Bat # : LIMT-20895

QC Batch Number: GCMS/SEMI-11609

Sample Id	Analysis	QC Analysis	Values	Units	Limits
08B43576					
	Nitrobenzene-d5	Surrogate Recovery	62.7	%	30-130
	2-Fluorobiphenyl	Surrogate Recovery	56.8	%	30-130
	2,4,6-Tribromophenol	Surrogate Recovery	81.7	%	30-130
	Terphenyl-d14	Surrogate Recovery	71.2	%	30-130
	2-Fluorophenol	Surrogate Recovery	73.5	%	30-130
08B43593					
	Phenol-d6	Surrogate Recovery	72.5	%	30-130
	Nitrobenzene-d5	Surrogate Recovery	60.0	%	30-130
	2-Fluorobiphenyl	Surrogate Recovery	65.0	%	30-130
	2,4,6-Tribromophenol	Surrogate Recovery	75.0	%	30-130
	Terphenyl-d14	Surrogate Recovery	75.0	%	30-130
	2-Fluorophenol	Surrogate Recovery	79.0	%	30-130
BLANK-125969					
	1,4-Dichlorobenzene	Blank	<0.34	mg/kg dry wt	
	Naphthalene	Blank	<0.167	mg/kg dry wt	
	1,2-Dichlorobenzene	Blank	<0.34	mg/kg dry wt	
	1,3-Dichlorobenzene	Blank	<0.34	mg/kg dry wt	
	Acenaphthene	Blank	<0.167	mg/kg dry wt	
	Acenaphthylene	Blank	<0.167	mg/kg dry wt	
	Aniline	Blank	<0.34	mg/kg dry wt	
	Anthracene	Blank	<0.167	mg/kg dry wt	
	Benzo(a)anthracene	Blank	<0.167	mg/kg dry wt	
	Benzo(a)pyrene	Blank	<0.167	mg/kg dry wt	
	Benzo(b)fluoranthene	Blank	<0.167	mg/kg dry wt	
	Benzo(g,h,i)perylene	Blank	<0.167	mg/kg dry wt	
	Benzoic Acid	Blank	<1.00	mg/kg dry wt	
	Bis(2-chloroethyl)ether	Blank	<0.34	mg/kg dry wt	
	Bis(2-chloroethoxy)methane	Blank	<0.34	mg/kg dry wt	
	Bis(2-chloroisopropyl)ether	Blank	<0.34	mg/kg dry wt	
	Bis(2-ethylhexyl)phthalate	Blank	<0.34	mg/kg dry wt	
	4-Bromophenyl phenyl ether	Blank	<0.34	mg/kg dry wt	
	Butylbenzylphthalate	Blank	<0.67	mg/kg dry wt	
	4-Chloroaniline	Blank	<0.67	mg/kg dry wt	
	2-Chloronaphthalene	Blank	<0.34	mg/kg dry wt	
	4-Chlorophenylphenyl ether	Blank	<0.34	mg/kg dry wt	
	Chrysene	Blank	<0.167	mg/kg dry wt	
	Dibenz(a,h)anthracene	Blank	<0.167	mg/kg dry wt	
	Dibenzofuran	Blank	<0.34	mg/kg dry wt	
	3,3'-Dichlorobenzidine	Blank	<0.17	mg/kg dry wt	
	Diethylphthalate	Blank	<0.34	mg/kg dry wt	
	Dimethylphthalate	Blank	<0.67	mg/kg dry wt	
	Di-n-butylphthalate	Blank	<0.34	mg/kg dry wt	
	2,4-Dinitrotoluene	Blank	<0.34	mg/kg dry wt	

con-test ANALYTICAL LABORATORY

39 Spruce Street ° East Longmeadow, MA 01028 ° FAX 413/525-6405 ° TEL. 413/525-2332

QC SUMMARY REPORT

SAMPLE QC: Sample Results with Duplicates
Sample Matrix Spikes and Matrix Spike Duplicates

BATCH QC: Lab fortified Blanks and Duplicates
Standard Reference Materials and Duplicates
Method Blanks

Report Date: 11/4/2008 Lims Bat # : LIMT-20895

QC Batch Number: GCMS/SEMI-11609

Sample Id	Analysis	QC Analysis	Values	Units	Limits
BLANK-125969					
	2,6-Dinitrotoluene	Blank	<0.34	mg/kg dry wt	
	1,2-Diphenylhydrazine (as Azobenzene)	Blank	<0.34	mg/kg dry wt	
	Di-n-octylphthalate	Blank	<0.67	mg/kg dry wt	
	Fluoranthene	Blank	<0.167	mg/kg dry wt	
	Fluorene	Blank	<0.167	mg/kg dry wt	
	Hexachlorobenzene	Blank	<0.34	mg/kg dry wt	
	Hexachlorobutadiene	Blank	<0.34	mg/kg dry wt	
	Hexachlorocyclopentadiene	Blank	<0.67	mg/kg dry wt	
	Hexachloroethane	Blank	<0.34	mg/kg dry wt	
	Indeno(1,2,3-cd)pyrene	Blank	<0.167	mg/kg dry wt	
	Isophorone	Blank	<0.34	mg/kg dry wt	
	2-Methylnaphthalene	Blank	<0.167	mg/kg dry wt	
	2-Nitroaniline	Blank	<0.34	mg/kg dry wt	
	3-Nitroaniline	Blank	<0.34	mg/kg dry wt	
	Nitrobenzene	Blank	<0.34	mg/kg dry wt	
	N-Nitroso-di-n-propylamine	Blank	<0.34	mg/kg dry wt	
	N-Nitrosodiphenylamine	Blank	<0.34	mg/kg dry wt	
	Phenanthrene	Blank	<0.167	mg/kg dry wt	
	Pyrene	Blank	<0.167	mg/kg dry wt	
	1,2,4-Trichlorobenzene	Blank	<0.34	mg/kg dry wt	
	4-Chloro-3-methylphenol	Blank	<0.67	mg/kg dry wt	
	2-Chlorophenol	Blank	<0.34	mg/kg dry wt	
	2,4-Dichlorophenol	Blank	<0.34	mg/kg dry wt	
	2,4-Dimethylphenol	Blank	<0.34	mg/kg dry wt	
	4,6-Dinitro-2-methylphenol	Blank	<0.34	mg/kg dry wt	
	2,4-Dinitrophenol	Blank	<0.67	mg/kg dry wt	
	o-cresol	Blank	<0.34	mg/kg dry wt	
	m & p-cresol(s)	Blank	<0.34	mg/kg dry wt	
	2-Nitrophenol	Blank	<0.34	mg/kg dry wt	
	4-Nitrophenol	Blank	<0.67	mg/kg dry wt	
	Phenol	Blank	<0.34	mg/kg dry wt	
	2,4,5-Trichlorophenol	Blank	<0.34	mg/kg dry wt	
	2,4,6-Trichlorophenol	Blank	<0.34	mg/kg dry wt	
	Pentachlorophenol	Blank	<0.34	mg/kg dry wt	
	Pyridine	Blank	<0.17	mg/kg dry wt	
	Benzo(k)fluoranthene	Blank	<0.167	mg/kg dry wt	
	Acetophenone	Blank	<0.34	mg/kg dry wt	
	Carbazole	Blank	<0.17	mg/kg dry wt	
	Pentachloronitrobenzene	Blank	<0.34	mg/kg dry wt	
	1,2,4,5-Tetrachlorobenzene	Blank	<0.34	mg/kg dry wt	
LFBLANK-87839					
	1,4-Dichlorobenzene	Lab Fort Blank Amt.	1.66	mg/kg dry wt	
		Lab Fort Blk. Found	1.30	mg/kg dry wt	

con-test ANALYTICAL LABORATORY

39 Spruce Street ° East Longmeadow, MA 01028 ° FAX 413/525-6405 ° TEL. 413/525-2332

QC SUMMARY REPORT

SAMPLE QC: Sample Results with Duplicates
Sample Matrix Spikes and Matrix Spike Duplicates

BATCH QC: Lab fortified Blanks and Duplicates
Standard Reference Materials and Duplicates
Method Blanks

Report Date: 11/4/2008 Lims Bat # : LIMT-20895

QC Batch Number: GCMS/SEMI-11609

Sample Id	Analysis	QC Analysis	Values	Units	Limits
LFBLANK-87839					
	1,4-Dichlorobenzene	Lab Fort Blk. % Rec.	78.25	%	40-140
	Naphthalene	Lab Fort Blank Amt.	1.666	mg/kg dry wt	
		Lab Fort Blk. Found	1.270	mg/kg dry wt	
		Lab Fort Blk. % Rec.	76.219	%	40-140
	1,2-Dichlorobenzene	Lab Fort Blank Amt.	1.66	mg/kg dry wt	
		Lab Fort Blk. Found	1.31	mg/kg dry wt	
		Lab Fort Blk. % Rec.	79.09	%	40-140
	1,3-Dichlorobenzene	Lab Fort Blank Amt.	1.66	mg/kg dry wt	
		Lab Fort Blk. Found	1.29	mg/kg dry wt	
		Lab Fort Blk. % Rec.	77.75	%	40-140
	Acenaphthene	Lab Fort Blank Amt.	1.666	mg/kg dry wt	
		Lab Fort Blk. Found	1.322	mg/kg dry wt	
		Lab Fort Blk. % Rec.	79.319	%	40-140
	Acenaphthylene	Lab Fort Blank Amt.	1.666	mg/kg dry wt	
		Lab Fort Blk. Found	1.307	mg/kg dry wt	
		Lab Fort Blk. % Rec.	78.419	%	40-140
	Aniline	Lab Fort Blank Amt.	1.66	mg/kg dry wt	
		Lab Fort Blk. Found	1.32	mg/kg dry wt	
		Lab Fort Blk. % Rec.	79.57	%	10-140
	Anthracene	Lab Fort Blank Amt.	1.666	mg/kg dry wt	
		Lab Fort Blk. Found	1.384	mg/kg dry wt	
		Lab Fort Blk. % Rec.	83.080	%	40-140
	Benzo(a)anthracene	Lab Fort Blank Amt.	1.666	mg/kg dry wt	
		Lab Fort Blk. Found	1.412	mg/kg dry wt	
		Lab Fort Blk. % Rec.	84.719	%	40-140
	Benzo(a)pyrene	Lab Fort Blank Amt.	1.666	mg/kg dry wt	
		Lab Fort Blk. Found	1.424	mg/kg dry wt	
		Lab Fort Blk. % Rec.	85.480	%	40-140
	Benzo(b)fluoranthene	Lab Fort Blank Amt.	1.666	mg/kg dry wt	
		Lab Fort Blk. Found	1.379	mg/kg dry wt	
		Lab Fort Blk. % Rec.	82.759	%	40-140
	Benzo(g,h,i)perylene	Lab Fort Blank Amt.	1.666	mg/kg dry wt	
		Lab Fort Blk. Found	1.311	mg/kg dry wt	
		Lab Fort Blk. % Rec.	78.700	%	40-140
	Benzoic Acid	Lab Fort Blank Amt.	1.66	mg/kg dry wt	
		Lab Fort Blk. Found	0.35	mg/kg dry wt	
		Lab Fort Blk. % Rec.	21.37	%	30-130
	Bis(2-chloroethyl)ether	Lab Fort Blank Amt.	1.66	mg/kg dry wt	
		Lab Fort Blk. Found	1.41	mg/kg dry wt	
		Lab Fort Blk. % Rec.	84.89	%	40-140
	Bis(2-chloroethoxy)methane	Lab Fort Blank Amt.	1.66	mg/kg dry wt	
		Lab Fort Blk. Found	1.43	mg/kg dry wt	
		Lab Fort Blk. % Rec.	86.33	%	40-140

con-test® ANALYTICAL LABORATORY

39 Spruce Street ° East Longmeadow, MA 01028 ° FAX 413/525-6405 ° TEL. 413/525-2332

QC SUMMARY REPORT

SAMPLE QC: Sample Results with Duplicates
Sample Matrix Spikes and Matrix Spike Duplicates

BATCH QC: Lab fortified Blanks and Duplicates
Standard Reference Materials and Duplicates
Method Blanks

Report Date: 11/4/2008 Lims Bat # : LIMT-20895

QC Batch Number: GCMS/SEMI-11609

Sample Id	Analysis	QC Analysis	Values	Units	Limits
LFBLANK-87839					
	Bis(2-chloroisopropyl)ether	Lab Fort Blank Amt.	1.66	mg/kg dry wt	
		Lab Fort Blk. Found	1.49	mg/kg dry wt	
		Lab Fort Blk. % Rec.	89.39	%	40-140
	Bis(2-ethylhexyl)phthalate	Lab Fort Blank Amt.	1.66	mg/kg dry wt	
		Lab Fort Blk. Found	1.66	mg/kg dry wt	
		Lab Fort Blk. % Rec.	99.65	%	40-140
	4-Bromophenyl phenyl ether	Lab Fort Blank Amt.	1.66	mg/kg dry wt	
		Lab Fort Blk. Found	1.37	mg/kg dry wt	
		Lab Fort Blk. % Rec.	82.51	%	40-140
	Butylbenzylphthalate	Lab Fort Blank Amt.	1.66	mg/kg dry wt	
		Lab Fort Blk. Found	1.54	mg/kg dry wt	
		Lab Fort Blk. % Rec.	92.75	%	40-140
	4-Chloroaniline	Lab Fort Blank Amt.	1.66	mg/kg dry wt	
		Lab Fort Blk. Found	0.96	mg/kg dry wt	
		Lab Fort Blk. % Rec.	57.99	%	10-140
	2-Chloronaphthalene	Lab Fort Blank Amt.	1.66	mg/kg dry wt	
		Lab Fort Blk. Found	1.24	mg/kg dry wt	
		Lab Fort Blk. % Rec.	74.57	%	40-140
	4-Chlorophenylphenyl ether	Lab Fort Blank Amt.	1.66	mg/kg dry wt	
		Lab Fort Blk. Found	1.41	mg/kg dry wt	
		Lab Fort Blk. % Rec.	84.61	%	40-140
	Chrysene	Lab Fort Blank Amt.	1.666	mg/kg dry wt	
		Lab Fort Blk. Found	1.434	mg/kg dry wt	
		Lab Fort Blk. % Rec.	86.080	%	40-140
	Dibenz(a,h)anthracene	Lab Fort Blank Amt.	1.666	mg/kg dry wt	
		Lab Fort Blk. Found	1.411	mg/kg dry wt	
		Lab Fort Blk. % Rec.	84.659	%	40-140
	Dibenzofuran	Lab Fort Blank Amt.	1.66	mg/kg dry wt	
		Lab Fort Blk. Found	1.47	mg/kg dry wt	
		Lab Fort Blk. % Rec.	88.78	%	40-140
	3,3'-Dichlorobenzidine	Lab Fort Blank Amt.	1.66	mg/kg dry wt	
		Lab Fort Blk. Found	1.16	mg/kg dry wt	
		Lab Fort Blk. % Rec.	69.61	%	20-140
	Diethylphthalate	Lab Fort Blank Amt.	1.66	mg/kg dry wt	
		Lab Fort Blk. Found	1.64	mg/kg dry wt	
		Lab Fort Blk. % Rec.	98.39	%	40-140
	Dimethylphthalate	Lab Fort Blank Amt.	1.66	mg/kg dry wt	
		Lab Fort Blk. Found	1.51	mg/kg dry wt	
		Lab Fort Blk. % Rec.	91.01	%	40-140
	Di-n-butylphthalate	Lab Fort Blank Amt.	1.66	mg/kg dry wt	
		Lab Fort Blk. Found	1.56	mg/kg dry wt	
		Lab Fort Blk. % Rec.	93.89	%	40-140
	2,4-Dinitrotoluene	Lab Fort Blank Amt.	1.66	mg/kg dry wt	

con-test ANALYTICAL LABORATORY

39 Spruce Street ° East Longmeadow, MA 01028 ° FAX 413/525-6405 ° TEL. 413/525-2332

QC SUMMARY REPORT

SAMPLE QC: Sample Results with Duplicates
Sample Matrix Spikes and Matrix Spike Duplicates

BATCH QC: Lab fortified Blanks and Duplicates
Standard Reference Materials and Duplicates
Method Blanks

Report Date: 11/4/2008 Lims Bat # : LIMT-20895

QC Batch Number: GCMS/SEMI-11609

Sample Id	Analysis	QC Analysis	Values	Units	Limits
LFBLANK-87839					
	2,4-Dinitrotoluene	Lab Fort Blk. Found	1.68	mg/kg dry wt	
		Lab Fort Blk. % Rec.	101.18	%	40-140
	2,6-Dinitrotoluene	Lab Fort Blank Amt.	1.66	mg/kg dry wt	
		Lab Fort Blk. Found	1.53	mg/kg dry wt	
		Lab Fort Blk. % Rec.	92.03	%	40-140
	1,2-Diphenylhydrazine (as Azobenzene)	Lab Fort Blank Amt.	1.66	mg/kg dry wt	
		Lab Fort Blk. Found	1.47	mg/kg dry wt	
		Lab Fort Blk. % Rec.	88.45	%	40-140
	Di-n-octylphthalate	Lab Fort Blank Amt.	1.66	mg/kg dry wt	
		Lab Fort Blk. Found	1.73	mg/kg dry wt	
		Lab Fort Blk. % Rec.	103.84	%	40-140
	Fluoranthene	Lab Fort Blank Amt.	1.666	mg/kg dry wt	
		Lab Fort Blk. Found	1.410	mg/kg dry wt	
		Lab Fort Blk. % Rec.	84.619	%	40-140
	Fluorene	Lab Fort Blank Amt.	1.666	mg/kg dry wt	
		Lab Fort Blk. Found	1.349	mg/kg dry wt	
		Lab Fort Blk. % Rec.	80.959	%	40-140
	Hexachlorobenzene	Lab Fort Blank Amt.	1.66	mg/kg dry wt	
		Lab Fort Blk. Found	1.39	mg/kg dry wt	
		Lab Fort Blk. % Rec.	83.62	%	40-140
	Hexachlorobutadiene	Lab Fort Blank Amt.	1.66	mg/kg dry wt	
		Lab Fort Blk. Found	1.40	mg/kg dry wt	
		Lab Fort Blk. % Rec.	84.35	%	40-140
	Hexachlorocyclopentadiene	Lab Fort Blank Amt.	1.66	mg/kg dry wt	
		Lab Fort Blk. Found	1.46	mg/kg dry wt	
		Lab Fort Blk. % Rec.	87.67	%	40-140
	Hexachloroethane	Lab Fort Blank Amt.	1.66	mg/kg dry wt	
		Lab Fort Blk. Found	1.32	mg/kg dry wt	
		Lab Fort Blk. % Rec.	79.36	%	40-140
	Indeno(1,2,3-cd)pyrene	Lab Fort Blank Amt.	1.666	mg/kg dry wt	
		Lab Fort Blk. Found	1.368	mg/kg dry wt	
		Lab Fort Blk. % Rec.	82.099	%	40-140
	Isophorone	Lab Fort Blank Amt.	1.66	mg/kg dry wt	
		Lab Fort Blk. Found	1.39	mg/kg dry wt	
		Lab Fort Blk. % Rec.	83.77	%	40-140
	2-Methylnaphthalene	Lab Fort Blank Amt.	1.666	mg/kg dry wt	
		Lab Fort Blk. Found	1.316	mg/kg dry wt	
		Lab Fort Blk. % Rec.	79.000	%	40-140
	2-Nitroaniline	Lab Fort Blank Amt.	1.66	mg/kg dry wt	
		Lab Fort Blk. Found	1.53	mg/kg dry wt	
		Lab Fort Blk. % Rec.	92.32	%	40-140
	3-Nitroaniline	Lab Fort Blank Amt.	1.66	mg/kg dry wt	
		Lab Fort Blk. Found	1.38	mg/kg dry wt	

con-test® ANALYTICAL LABORATORY

39 Spruce Street ° East Longmeadow, MA 01028 ° FAX 413/525-6405 ° TEL. 413/525-2332

QC SUMMARY REPORT

SAMPLE QC: Sample Results with Duplicates
Sample Matrix Spikes and Matrix Spike Duplicates

BATCH QC: Lab fortified Blanks and Duplicates
Standard Reference Materials and Duplicates
Method Blanks

Report Date: 11/4/2008 Lims Bat # : LIMT-20895

QC Batch Number: GCMS/SEMI-11609

Sample Id	Analysis	QC Analysis	Values	Units	Limits
LFBLANK-87839					
	3-Nitroaniline	Lab Fort Blk. % Rec.	83.35	%	30-140
	Nitrobenzene	Lab Fort Blank Amt.	1.66	mg/kg dry wt	
		Lab Fort Blk. Found	1.34	mg/kg dry wt	
		Lab Fort Blk. % Rec.	80.53	%	40-140
	N-Nitroso-di-n-propylamine	Lab Fort Blank Amt.	1.66	mg/kg dry wt	
		Lab Fort Blk. Found	1.30	mg/kg dry wt	
		Lab Fort Blk. % Rec.	78.23	%	80-180
	N-Nitrosodiphenylamine	Lab Fort Blank Amt.	1.66	mg/kg dry wt	
		Lab Fort Blk. Found	1.79	mg/kg dry wt	
		Lab Fort Blk. % Rec.	107.52	%	40-140
	Phenanthrene	Lab Fort Blank Amt.	1.666	mg/kg dry wt	
		Lab Fort Blk. Found	1.363	mg/kg dry wt	
		Lab Fort Blk. % Rec.	81.779	%	40-140
	Pyrene	Lab Fort Blank Amt.	1.666	mg/kg dry wt	
		Lab Fort Blk. Found	1.242	mg/kg dry wt	
		Lab Fort Blk. % Rec.	74.539	%	40-140
	1,2,4-Trichlorobenzene	Lab Fort Blank Amt.	1.66	mg/kg dry wt	
		Lab Fort Blk. Found	1.40	mg/kg dry wt	
		Lab Fort Blk. % Rec.	84.52	%	40-140
	4-Chloro-3-methylphenol	Lab Fort Blank Amt.	1.66	mg/kg dry wt	
		Lab Fort Blk. Found	1.26	mg/kg dry wt	
		Lab Fort Blk. % Rec.	76.13	%	30-130
	2-Chlorophenol	Lab Fort Blank Amt.	1.66	mg/kg dry wt	
		Lab Fort Blk. Found	1.41	mg/kg dry wt	
		Lab Fort Blk. % Rec.	85.12	%	30-130
	2,4-Dichlorophenol	Lab Fort Blank Amt.	1.66	mg/kg dry wt	
		Lab Fort Blk. Found	1.40	mg/kg dry wt	
		Lab Fort Blk. % Rec.	84.23	%	30-130
	2,4-Dimethylphenol	Lab Fort Blank Amt.	1.66	mg/kg dry wt	
		Lab Fort Blk. Found	1.39	mg/kg dry wt	
		Lab Fort Blk. % Rec.	83.62	%	30-130
	4,6-Dinitro-2-methylphenol	Lab Fort Blank Amt.	1.66	mg/kg dry wt	
		Lab Fort Blk. Found	0.94	mg/kg dry wt	
		Lab Fort Blk. % Rec.	56.69	%	30-130
	2,4-Dinitrophenol	Lab Fort Blank Amt.	1.66	mg/kg dry wt	
		Lab Fort Blk. Found	0.28	mg/kg dry wt	
		Lab Fort Blk. % Rec.	17.04	%	10-130
	o-cresol	Lab Fort Blank Amt.	1.66	mg/kg dry wt	
		Lab Fort Blk. Found	1.40	mg/kg dry wt	
		Lab Fort Blk. % Rec.	84.11	%	30-130
	m & p-cresol(s)	Lab Fort Blank Amt.	1.66	mg/kg dry wt	
		Lab Fort Blk. Found	1.54	mg/kg dry wt	
		Lab Fort Blk. % Rec.	92.80	%	30-130

con-test® ANALYTICAL LABORATORY

39 Spruce Street ° East Longmeadow, MA 01028 ° FAX 413/525-6405 ° TEL. 413/525-2332

QC SUMMARY REPORT

SAMPLE QC: Sample Results with Duplicates
Sample Matrix Spikes and Matrix Spike Duplicates

BATCH QC: Lab fortified Blanks and Duplicates
Standard Reference Materials and Duplicates
Method Blanks

Report Date: 11/4/2008 Lims Bat # : LIMT-20895

QC Batch Number: GCMS/SEMI-11609

Sample Id	Analysis	QC Analysis	Values	Units	Limits
LFBLANK-87839					
	2-Nitrophenol	Lab Fort Blank Amt.	1.66	mg/kg dry wt	
		Lab Fort Blk. Found	1.31	mg/kg dry wt	
		Lab Fort Blk. % Rec.	79.12	%	30-130
	4-Nitrophenol	Lab Fort Blank Amt.	1.66	mg/kg dry wt	
		Lab Fort Blk. Found	1.31	mg/kg dry wt	
		Lab Fort Blk. % Rec.	79.15	%	30-130
	Phenol	Lab Fort Blank Amt.	1.66	mg/kg dry wt	
		Lab Fort Blk. Found	1.29	mg/kg dry wt	
		Lab Fort Blk. % Rec.	77.73	%	30-130
	2,4,5-Trichlorophenol	Lab Fort Blank Amt.	1.66	mg/kg dry wt	
		Lab Fort Blk. Found	1.49	mg/kg dry wt	
		Lab Fort Blk. % Rec.	89.80	%	30-130
	2,4,6-Trichlorophenol	Lab Fort Blank Amt.	1.66	mg/kg dry wt	
		Lab Fort Blk. Found	1.38	mg/kg dry wt	
		Lab Fort Blk. % Rec.	83.38	%	30-130
	Pentachlorophenol	Lab Fort Blank Amt.	1.66	mg/kg dry wt	
		Lab Fort Blk. Found	1.00	mg/kg dry wt	
		Lab Fort Blk. % Rec.	60.16	%	30-130
	Pyridine	Lab Fort Blank Amt.	1.66	mg/kg dry wt	
		Lab Fort Blk. Found	1.13	mg/kg dry wt	
		Lab Fort Blk. % Rec.	67.84	%	30-140
	Benzo(k)fluoranthene	Lab Fort Blank Amt.	1.666	mg/kg dry wt	
		Lab Fort Blk. Found	1.508	mg/kg dry wt	
		Lab Fort Blk. % Rec.	90.499	%	40-140
	Carbazole	Lab Fort Blank Amt.	1.66	mg/kg dry wt	
		Lab Fort Blk. Found	1.44	mg/kg dry wt	
		Lab Fort Blk. % Rec.	86.47	%	40-140

con-test ANALYTICAL LABORATORY

39 Spruce Street ° East Longmeadow, MA 01028 ° FAX 413/525-6405 ° TEL. 413/525-2332

QC SUMMARY REPORT

SAMPLE QC: Sample Results with Duplicates
Sample Matrix Spikes and Matrix Spike Duplicates

BATCH QC: Lab fortified Blanks and Duplicates
Standard Reference Materials and Duplicates
Method Blanks

Report Date: 11/4/2008 Lims Bat # : LIMT-20895

QC Batch Number: GCMS/SEMI-11611

Sample Id	Analysis	QC Analysis	Values	Units	Limits
08B43711					
	Nitrobenzene-d5	Surrogate Recovery	68.0	%	30-130
	2-Fluorobiphenyl	Surrogate Recovery	52.0	%	30-130
	Terphenyl-d14	Surrogate Recovery	65.0	%	30-130
BLANK-125982					
	Naphthalene	Blank	<1.00	ug/l	
	Acenaphthene	Blank	<0.30	ug/l	
	Acenaphthylene	Blank	<0.30	ug/l	
	Anthracene	Blank	<0.20	ug/l	
	Benzo(a)anthracene	Blank	<0.050	ug/l	
	Benzo(a)pyrene	Blank	<0.100	ug/l	
	Benzo(b)fluoranthene	Blank	<0.050	ug/l	
	Benzo(g,h,i)perylene	Blank	<0.500	ug/l	
	Chrysene	Blank	<0.20	ug/l	
	Dibenz(a,h)anthracene	Blank	<0.200	ug/l	
	Fluoranthene	Blank	<0.50	ug/l	
	Fluorene	Blank	<1.00	ug/l	
	Indeno(1,2,3-cd)pyrene	Blank	<0.200	ug/l	
	2-Methylnaphthalene	Blank	<1.00	ug/l	
	Phenanthrene	Blank	<0.05	ug/l	
	Pyrene	Blank	<1.00	ug/l	
	Benzo(k)fluoranthene	Blank	<0.200	ug/l	
LFBLANK-87855					
	Naphthalene	Lab Fort Blank Amt.	2.00	ug/l	
		Lab Fort Blk. Found	0.98	ug/l	
		Lab Fort Blk. % Rec.	49.00	%	40-140
	Acenaphthene	Lab Fort Blank Amt.	2.00	ug/l	
		Lab Fort Blk. Found	0.96	ug/l	
		Lab Fort Blk. % Rec.	48.00	%	40-140
	Acenaphthylene	Lab Fort Blank Amt.	2.00	ug/l	
		Lab Fort Blk. Found	1.02	ug/l	
		Lab Fort Blk. % Rec.	51.00	%	40-140
	Anthracene	Lab Fort Blank Amt.	2.00	ug/l	
		Lab Fort Blk. Found	1.00	ug/l	
		Lab Fort Blk. % Rec.	50.00	%	40-140
	Benzo(a)anthracene	Lab Fort Blank Amt.	2.000	ug/l	
		Lab Fort Blk. Found	1.040	ug/l	
		Lab Fort Blk. % Rec.	52.000	%	40-140
	Benzo(a)pyrene	Lab Fort Blank Amt.	2.000	ug/l	
		Lab Fort Blk. Found	0.970	ug/l	
		Lab Fort Blk. % Rec.	48.500	%	40-140
	Benzo(b)fluoranthene	Lab Fort Blank Amt.	2.000	ug/l	
		Lab Fort Blk. Found	0.960	ug/l	
		Lab Fort Blk. % Rec.	48.000	%	40-140

con-test® ANALYTICAL LABORATORY

39 Spruce Street ° East Longmeadow, MA 01028 ° FAX 413/525-6405 ° TEL. 413/525-2332

QC SUMMARY REPORT

SAMPLE QC: Sample Results with Duplicates
Sample Matrix Spikes and Matrix Spike Duplicates

BATCH QC: Lab fortified Blanks and Duplicates
Standard Reference Materials and Duplicates
Method Blanks

Report Date: 11/4/2008 Lims Bat # : LIMT-20895

QC Batch Number: GCMS/SEMI-11611

Sample Id	Analysis	QC Analysis	Values	Units	Limits
LFBLANK-87855					
	Benzo(g,h,i)perylene	Lab Fort Blank Amt.	2.000	ug/l	
		Lab Fort Blk. Found	0.880	ug/l	
		Lab Fort Blk. % Rec.	44.000	%	40-140
	Chrysene	Lab Fort Blank Amt.	2.00	ug/l	
		Lab Fort Blk. Found	1.04	ug/l	
		Lab Fort Blk. % Rec.	52.00	%	40-140
	Dibenz(a,h)anthracene	Lab Fort Blank Amt.	2.000	ug/l	
		Lab Fort Blk. Found	1.020	ug/l	
		Lab Fort Blk. % Rec.	51.000	%	40-140
	Fluoranthene	Lab Fort Blank Amt.	2.00	ug/l	
		Lab Fort Blk. Found	0.99	ug/l	
		Lab Fort Blk. % Rec.	49.50	%	40-140
	Fluorene	Lab Fort Blank Amt.	2.00	ug/l	
		Lab Fort Blk. Found	1.01	ug/l	
		Lab Fort Blk. % Rec.	50.50	%	40-140
	Indeno(1,2,3-cd)pyrene	Lab Fort Blank Amt.	2.000	ug/l	
		Lab Fort Blk. Found	1.010	ug/l	
		Lab Fort Blk. % Rec.	50.500	%	40-140
	2-Methylnaphthalene	Lab Fort Blank Amt.	2.00	ug/l	
		Lab Fort Blk. Found	1.15	ug/l	
		Lab Fort Blk. % Rec.	58.00	%	40-140
	Phenanthrene	Lab Fort Blank Amt.	2.00	ug/l	
		Lab Fort Blk. Found	1.00	ug/l	
		Lab Fort Blk. % Rec.	50.00	%	40-140
	Pyrene	Lab Fort Blank Amt.	2.00	ug/l	
		Lab Fort Blk. Found	1.01	ug/l	
		Lab Fort Blk. % Rec.	50.50	%	40-140
	Benzo(k)fluoranthene	Lab Fort Blank Amt.	2.000	ug/l	
		Lab Fort Blk. Found	1.050	ug/l	
		Lab Fort Blk. % Rec.	52.500	%	40-140

con-test ANALYTICAL LABORATORY

39 Spruce Street ° East Longmeadow, MA 01028 ° FAX 413/525-6405 ° TEL. 413/525-2332

QC SUMMARY REPORT

SAMPLE QC: Sample Results with Duplicates
Sample Matrix Spikes and Matrix Spike Duplicates

BATCH QC: Lab fortified Blanks and Duplicates
Standard Reference Materials and Duplicates
Method Blanks

Report Date: 11/4/2008 Lims Bat # : LIMT-20895

QC Batch Number: GCMS/VOL-20763

Sample Id	Analysis	QC Analysis	Values	Units	Limits
08B43568					
	1,2-Dichloroethane-d4	Surrogate Recovery	110.680	%	70-130
	Toluene-d8	Surrogate Recovery	97.400	%	70-130
	Bromofluorobenzene	Surrogate Recovery	98.800	%	70-130
08B43569					
	1,2-Dichloroethane-d4	Surrogate Recovery	112.160	%	70-130
	Toluene-d8	Surrogate Recovery	97.200	%	70-130
	Bromofluorobenzene	Surrogate Recovery	97.920	%	70-130
08B43570					
	1,2-Dichloroethane-d4	Surrogate Recovery	113.440	%	70-130
	Toluene-d8	Surrogate Recovery	96.640	%	70-130
	Bromofluorobenzene	Surrogate Recovery	96.520	%	70-130
08B43571					
	1,2-Dichloroethane-d4	Surrogate Recovery	111.480	%	70-130
	Toluene-d8	Surrogate Recovery	96.920	%	70-130
	Bromofluorobenzene	Surrogate Recovery	96.920	%	70-130
08B43572					
	1,2-Dichloroethane-d4	Surrogate Recovery	114.400	%	70-130
	Toluene-d8	Surrogate Recovery	97.680	%	70-130
	Bromofluorobenzene	Surrogate Recovery	96.960	%	70-130
08B43574					
	1,2-Dichloroethane-d4	Surrogate Recovery	114.640	%	70-130
	Toluene-d8	Surrogate Recovery	96.880	%	70-130
	Bromofluorobenzene	Surrogate Recovery	97.440	%	70-130
08B43576					
	1,2-Dichloroethane-d4	Surrogate Recovery	116.760	%	70-130
	Toluene-d8	Surrogate Recovery	95.840	%	70-130
	Bromofluorobenzene	Surrogate Recovery	94.240	%	70-130
BLANK-125734					
	Acetone	Blank	<0.10	mg/kg dry wt	
	Benzene	Blank	<0.002	mg/kg dry wt	
	Carbon Tetrachloride	Blank	<0.002	mg/kg dry wt	
	Chloroform	Blank	<0.004	mg/kg dry wt	
	1,2-Dichloroethane	Blank	<0.002	mg/kg dry wt	
	1,4-Dichlorobenzene	Blank	<0.002	mg/kg dry wt	
	Ethyl Benzene	Blank	<0.002	mg/kg dry wt	
	2-Butanone (MEK)	Blank	<0.040	mg/kg dry wt	
	MIBK	Blank	<0.020	mg/kg dry wt	
	Naphthalene	Blank	<0.010	mg/kg dry wt	
	Styrene	Blank	<0.002	mg/kg dry wt	
	Tetrachloroethylene	Blank	<0.002	mg/kg dry wt	
	Toluene	Blank	<0.002	mg/kg dry wt	
	1,1,1-Trichloroethane	Blank	<0.002	mg/kg dry wt	
	Trichloroethylene	Blank	<0.002	mg/kg dry wt	

con-test ANALYTICAL LABORATORY

39 Spruce Street ° East Longmeadow, MA 01028 ° FAX 413/525-6405 ° TEL. 413/525-2332

QC SUMMARY REPORT

SAMPLE QC: Sample Results with Duplicates
Sample Matrix Spikes and Matrix Spike Duplicates

BATCH QC: Lab fortified Blanks and Duplicates
Standard Reference Materials and Duplicates
Method Blanks

Report Date: 11/4/2008 Lims Bat # : LIMT-20895

QC Batch Number: GCMS/VOL-20763

Sample Id	Analysis	QC Analysis	Values	Units	Limits
BLANK-125734					
	1,1,2-Trichloro-1,2,2-Trifluoroethane	Blank	<0.010	mg/kg dry wt	
	Trichlorofluoromethane	Blank	<0.010	mg/kg dry wt	
	o-Xylene	Blank	<0.002	mg/kg dry wt	
	m + p Xylene	Blank	<0.004	mg/kg dry wt	
	1,2-Dichlorobenzene	Blank	<0.002	mg/kg dry wt	
	1,3-Dichlorobenzene	Blank	<0.002	mg/kg dry wt	
	1,1-Dichloroethane	Blank	<0.002	mg/kg dry wt	
	1,1-Dichloroethylene	Blank	<0.004	mg/kg dry wt	
	1,4-Dioxane	Blank	<0.10	mg/kg dry wt	
	MTBE	Blank	<0.004	mg/kg dry wt	
	trans-1,2-Dichloroethylene	Blank	<0.002	mg/kg dry wt	
	Vinyl Chloride	Blank	<0.010	mg/kg dry wt	
	Methylene Chloride	Blank	<0.020	mg/kg dry wt	
	Chlorobenzene	Blank	<0.002	mg/kg dry wt	
	Chloromethane	Blank	<0.010	mg/kg dry wt	
	Bromomethane	Blank	<0.010	mg/kg dry wt	
	Chloroethane	Blank	<0.020	mg/kg dry wt	
	cis-1,3-Dichloropropene	Blank	<0.001	mg/kg dry wt	
	trans-1,3-Dichloropropene	Blank	<0.001	mg/kg dry wt	
	Chlorodibromomethane	Blank	<0.001	mg/kg dry wt	
	1,1,2-Trichloroethane	Blank	<0.002	mg/kg dry wt	
	Bromoform	Blank	<0.002	mg/kg dry wt	
	1,1,2,2-Tetrachloroethane	Blank	<0.001	mg/kg dry wt	
	2-Chlorotoluene	Blank	<0.002	mg/kg dry wt	
	Hexachlorobutadiene	Blank	<0.002	mg/kg dry wt	
	Isopropylbenzene	Blank	<0.002	mg/kg dry wt	
	p-Isopropyltoluene	Blank	<0.002	mg/kg dry wt	
	n-Propylbenzene	Blank	<0.002	mg/kg dry wt	
	sec-Butylbenzene	Blank	<0.002	mg/kg dry wt	
	tert-Butylbenzene	Blank	<0.002	mg/kg dry wt	
	1,2,3-Trichlorobenzene	Blank	<0.010	mg/kg dry wt	
	1,2,4-Trichlorobenzene	Blank	<0.010	mg/kg dry wt	
	1,2,4-Trimethylbenzene	Blank	<0.002	mg/kg dry wt	
	1,3,5-Trimethylbenzene	Blank	<0.002	mg/kg dry wt	
	4-Chlorotoluene	Blank	<0.002	mg/kg dry wt	
	Dibromomethane	Blank	<0.002	mg/kg dry wt	
	cis-1,2-Dichloroethylene	Blank	<0.002	mg/kg dry wt	
	1,1-Dichloropropene	Blank	<0.002	mg/kg dry wt	
	1,2-Dichloropropane	Blank	<0.002	mg/kg dry wt	
	1,3-Dichloropropane	Blank	<0.001	mg/kg dry wt	
	2,2-Dichloropropane	Blank	<0.002	mg/kg dry wt	
	1,1,1,2-Tetrachloroethane	Blank	<0.002	mg/kg dry wt	
	1,2,3-Trichloropropane	Blank	<0.002	mg/kg dry wt	

con-test ANALYTICAL LABORATORY

39 Spruce Street ° East Longmeadow, MA 01028 ° FAX 413/525-6405 ° TEL. 413/525-2332

QC SUMMARY REPORT

SAMPLE QC: Sample Results with Duplicates
Sample Matrix Spikes and Matrix Spike Duplicates

BATCH QC: Lab fortified Blanks and Duplicates
Standard Reference Materials and Duplicates
Method Blanks

Report Date: 11/4/2008 Lims Bat # : LIMT-20895

QC Batch Number: GCMS/VOL-20763

Sample Id	Analysis	QC Analysis	Values	Units	Limits
BLANK-125734					
	n-Butylbenzene	Blank	<0.010	mg/kg dry wt	
	Dichlorodifluoromethane	Blank	<0.020	mg/kg dry wt	
	Bromochloromethane	Blank	<0.002	mg/kg dry wt	
	Bromobenzene	Blank	<0.002	mg/kg dry wt	
	Acrylonitrile	Blank	<0.006	mg/kg dry wt	
	Carbon Disulfide	Blank	<0.006	mg/kg dry wt	
	2-Hexanone	Blank	<0.020	mg/kg dry wt	
	trans-1,4-Dichloro-2-Butene	Blank	<0.004	mg/kg dry wt	
	Diethyl Ether	Blank	<0.020	mg/kg dry wt	
	Bromodichloromethane	Blank	<0.002	mg/kg dry wt	
	1,2-Dibromo-3-Chloropropane	Blank	<0.002	mg/kg dry wt	
	1,2-Dibromoethane	Blank	<0.001	mg/kg dry wt	
	Tetrahydrofuran	Blank	<0.010	mg/kg dry wt	
	tert-Butyl Alcohol	Blank	<0.040	mg/kg dry wt	
	Diisopropyl Ether	Blank	<0.001	mg/kg dry wt	
	tert-Butylethyl Ether	Blank	<0.001	mg/kg dry wt	
	tert-Amylmethyl Ether	Blank	<0.001	mg/kg dry wt	
LFBLANK-87585					
	Acetone	Lab Fort Blank Amt.	0.200	mg/kg dry wt	
		Lab Fort Blk. Found	0.253	mg/kg dry wt	
		Lab Fort Blk. % Rec.	126.650	%	50-160
	Benzene	Lab Fort Blank Amt.	0.020	mg/kg dry wt	
		Lab Fort Blk. Found	0.020	mg/kg dry wt	
		Lab Fort Blk. % Rec.	102.600	%	70-130
	Carbon Tetrachloride	Lab Fort Blank Amt.	0.020	mg/kg dry wt	
		Lab Fort Blk. Found	0.021	mg/kg dry wt	
		Lab Fort Blk. % Rec.	105.800	%	70-130
	Chloroform	Lab Fort Blank Amt.	0.020	mg/kg dry wt	
		Lab Fort Blk. Found	0.020	mg/kg dry wt	
		Lab Fort Blk. % Rec.	103.400	%	70-130
	1,2-Dichloroethane	Lab Fort Blank Amt.	0.020	mg/kg dry wt	
		Lab Fort Blk. Found	0.019	mg/kg dry wt	
		Lab Fort Blk. % Rec.	96.500	%	70-130
	1,4-Dichlorobenzene	Lab Fort Blank Amt.	0.020	mg/kg dry wt	
		Lab Fort Blk. Found	0.020	mg/kg dry wt	
		Lab Fort Blk. % Rec.	100.400	%	70-130
	Ethyl Benzene	Lab Fort Blank Amt.	0.020	mg/kg dry wt	
		Lab Fort Blk. Found	0.021	mg/kg dry wt	
		Lab Fort Blk. % Rec.	109.100	%	70-130
	2-Butanone (MEK)	Lab Fort Blank Amt.	0.200	mg/kg dry wt	
		Lab Fort Blk. Found	0.222	mg/kg dry wt	
		Lab Fort Blk. % Rec.	111.350	%	70-160
	MIBK	Lab Fort Blank Amt.	0.200	mg/kg dry wt	

con-test ANALYTICAL LABORATORY

39 Spruce Street ° East Longmeadow, MA 01028 ° FAX 413/525-6405 ° TEL. 413/525-2332

QC SUMMARY REPORT

SAMPLE QC: Sample Results with Duplicates
Sample Matrix Spikes and Matrix Spike Duplicates

BATCH QC: Lab fortified Blanks and Duplicates
Standard Reference Materials and Duplicates
Method Blanks

Report Date: 11/4/2008 Lims Bat # : LIMT-20895

QC Batch Number: GCMS/VOL-20763

Sample Id	Analysis	QC Analysis	Values	Units	Limits
LFBLANK-87585					
	MIBK	Lab Fort Blk. Found	0.220	mg/kg dry wt	
		Lab Fort Blk. % Rec.	110.160	%	70-160
	Naphthalene	Lab Fort Blank Amt.	0.020	mg/kg dry wt	
		Lab Fort Blk. Found	0.018	mg/kg dry wt	
		Lab Fort Blk. % Rec.	94.000	%	40-130
	Styrene	Lab Fort Blank Amt.	0.020	mg/kg dry wt	
		Lab Fort Blk. Found	0.020	mg/kg dry wt	
		Lab Fort Blk. % Rec.	103.700	%	70-130
	Tetrachloroethylene	Lab Fort Blank Amt.	0.020	mg/kg dry wt	
		Lab Fort Blk. Found	0.022	mg/kg dry wt	
		Lab Fort Blk. % Rec.	111.200	%	70-160
	Toluene	Lab Fort Blank Amt.	0.020	mg/kg dry wt	
		Lab Fort Blk. Found	0.019	mg/kg dry wt	
		Lab Fort Blk. % Rec.	97.500	%	70-130
	1,1,1-Trichloroethane	Lab Fort Blank Amt.	0.020	mg/kg dry wt	
		Lab Fort Blk. Found	0.021	mg/kg dry wt	
		Lab Fort Blk. % Rec.	106.100	%	70-130
	Trichloroethylene	Lab Fort Blank Amt.	0.020	mg/kg dry wt	
		Lab Fort Blk. Found	0.021	mg/kg dry wt	
		Lab Fort Blk. % Rec.	105.200	%	70-130
	1,1,2-Trichloro-1,2,2-Trifluoroethane	Lab Fort Blank Amt.	0.020	mg/kg dry wt	
		Lab Fort Blk. Found	0.022	mg/kg dry wt	
		Lab Fort Blk. % Rec.	114.800	%	70-130
	Trichlorofluoromethane	Lab Fort Blank Amt.	0.020	mg/kg dry wt	
		Lab Fort Blk. Found	0.019	mg/kg dry wt	
		Lab Fort Blk. % Rec.	99.500	%	70-130
	o-Xylene	Lab Fort Blank Amt.	0.020	mg/kg dry wt	
		Lab Fort Blk. Found	0.019	mg/kg dry wt	
		Lab Fort Blk. % Rec.	99.400	%	70-130
	m + p Xylene	Lab Fort Blank Amt.	0.040	mg/kg dry wt	
		Lab Fort Blk. Found	0.044	mg/kg dry wt	
		Lab Fort Blk. % Rec.	110.700	%	70-130
	1,2-Dichlorobenzene	Lab Fort Blank Amt.	0.020	mg/kg dry wt	
		Lab Fort Blk. Found	0.021	mg/kg dry wt	
		Lab Fort Blk. % Rec.	105.300	%	70-130
	1,3-Dichlorobenzene	Lab Fort Blank Amt.	0.020	mg/kg dry wt	
		Lab Fort Blk. Found	0.021	mg/kg dry wt	
		Lab Fort Blk. % Rec.	105.200	%	70-130
	1,1-Dichloroethane	Lab Fort Blank Amt.	0.020	mg/kg dry wt	
		Lab Fort Blk. Found	0.020	mg/kg dry wt	
		Lab Fort Blk. % Rec.	101.000	%	70-130
	1,1-Dichloroethylene	Lab Fort Blank Amt.	0.020	mg/kg dry wt	
		Lab Fort Blk. Found	0.020	mg/kg dry wt	

con-test ANALYTICAL LABORATORY

39 Spruce Street ° East Longmeadow, MA 01028 ° FAX 413/525-6405 ° TEL. 413/525-2332

QC SUMMARY REPORT

SAMPLE QC: Sample Results with Duplicates
Sample Matrix Spikes and Matrix Spike Duplicates

BATCH QC: Lab fortified Blanks and Duplicates
Standard Reference Materials and Duplicates
Method Blanks

Report Date: 11/4/2008 Lims Bat # : LIMT-20895

QC Batch Number: GCMS/VOL-20763

Sample Id	Analysis	QC Analysis	Values	Units	Limits
LFBLANK-87585					
	1,1-Dichloroethylene	Lab Fort Blk. % Rec.	101.300	%	70-130
	1,4-Dioxane	Lab Fort Blank Amt.	0.200	mg/kg dry wt	
		Lab Fort Blk. Found	0.176	mg/kg dry wt	
		Lab Fort Blk. % Rec.	88.210	%	40-160
	MTBE	Lab Fort Blank Amt.	0.020	mg/kg dry wt	
		Lab Fort Blk. Found	0.020	mg/kg dry wt	
		Lab Fort Blk. % Rec.	103.700	%	70-130
	trans-1,2-Dichloroethylene	Lab Fort Blank Amt.	0.020	mg/kg dry wt	
		Lab Fort Blk. Found	0.019	mg/kg dry wt	
		Lab Fort Blk. % Rec.	99.500	%	70-130
	Vinyl Chloride	Lab Fort Blank Amt.	0.020	mg/kg dry wt	
		Lab Fort Blk. Found	0.015	mg/kg dry wt	
		Lab Fort Blk. % Rec.	78.300	%	40-130
	Methylene Chloride	Lab Fort Blank Amt.	0.020	mg/kg dry wt	
		Lab Fort Blk. Found	0.019	mg/kg dry wt	
		Lab Fort Blk. % Rec.	95.900	%	40-160
	Chlorobenzene	Lab Fort Blank Amt.	0.020	mg/kg dry wt	
		Lab Fort Blk. Found	0.020	mg/kg dry wt	
		Lab Fort Blk. % Rec.	104.100	%	70-130
	Chloromethane	Lab Fort Blank Amt.	0.020	mg/kg dry wt	
		Lab Fort Blk. Found	0.018	mg/kg dry wt	
		Lab Fort Blk. % Rec.	91.500	%	40-130
	Bromomethane	Lab Fort Blank Amt.	0.020	mg/kg dry wt	
		Lab Fort Blk. Found	0.015	mg/kg dry wt	
		Lab Fort Blk. % Rec.	77.100	%	40-130
	Chloroethane	Lab Fort Blank Amt.	0.020	mg/kg dry wt	
		Lab Fort Blk. Found	0.019	mg/kg dry wt	
		Lab Fort Blk. % Rec.	99.700	%	40-160
	cis-1,3-Dichloropropene	Lab Fort Blank Amt.	0.020	mg/kg dry wt	
		Lab Fort Blk. Found	0.020	mg/kg dry wt	
		Lab Fort Blk. % Rec.	101.800	%	70-130
	trans-1,3-Dichloropropene	Lab Fort Blank Amt.	0.020	mg/kg dry wt	
		Lab Fort Blk. Found	0.021	mg/kg dry wt	
		Lab Fort Blk. % Rec.	109.300	%	70-130
	Chlorodibromomethane	Lab Fort Blank Amt.	0.020	mg/kg dry wt	
		Lab Fort Blk. Found	0.019	mg/kg dry wt	
		Lab Fort Blk. % Rec.	95.000	%	70-130
	1,1,2-Trichloroethane	Lab Fort Blank Amt.	0.020	mg/kg dry wt	
		Lab Fort Blk. Found	0.019	mg/kg dry wt	
		Lab Fort Blk. % Rec.	97.800	%	70-130
	Bromoform	Lab Fort Blank Amt.	0.020	mg/kg dry wt	
		Lab Fort Blk. Found	0.019	mg/kg dry wt	
		Lab Fort Blk. % Rec.	99.900	%	70-130

con-test® ANALYTICAL LABORATORY

39 Spruce Street ° East Longmeadow, MA 01028 ° FAX 413/525-6405 ° TEL. 413/525-2332

QC SUMMARY REPORT

SAMPLE QC: Sample Results with Duplicates
Sample Matrix Spikes and Matrix Spike Duplicates

BATCH QC: Lab fortified Blanks and Duplicates
Standard Reference Materials and Duplicates
Method Blanks

Report Date: 11/4/2008 Lims Bat # : LIMT-20895

QC Batch Number: GCMS/VOL-20763

Sample Id	Analysis	QC Analysis	Values	Units	Limits
LFBLANK-87585					
	1,1,2,2-Tetrachloroethane	Lab Fort Blank Amt.	0.020	mg/kg dry wt	
		Lab Fort Blk. Found	0.020	mg/kg dry wt	
		Lab Fort Blk. % Rec.	100.600	%	70-130
	2-Chlorotoluene	Lab Fort Blank Amt.	0.020	mg/kg dry wt	
		Lab Fort Blk. Found	0.022	mg/kg dry wt	
		Lab Fort Blk. % Rec.	112.600	%	70-130
	Hexachlorobutadiene	Lab Fort Blank Amt.	0.020	mg/kg dry wt	
		Lab Fort Blk. Found	0.021	mg/kg dry wt	
		Lab Fort Blk. % Rec.	108.600	%	70-130
	Isopropylbenzene	Lab Fort Blank Amt.	0.020	mg/kg dry wt	
		Lab Fort Blk. Found	0.021	mg/kg dry wt	
		Lab Fort Blk. % Rec.	105.200	%	70-130
	p-Isopropyltoluene	Lab Fort Blank Amt.	0.020	mg/kg dry wt	
		Lab Fort Blk. Found	0.021	mg/kg dry wt	
		Lab Fort Blk. % Rec.	109.300	%	70-130
	n-Propylbenzene	Lab Fort Blank Amt.	0.020	mg/kg dry wt	
		Lab Fort Blk. Found	0.023	mg/kg dry wt	
		Lab Fort Blk. % Rec.	115.600	%	70-130
	sec-Butylbenzene	Lab Fort Blank Amt.	0.020	mg/kg dry wt	
		Lab Fort Blk. Found	0.022	mg/kg dry wt	
		Lab Fort Blk. % Rec.	112.400	%	70-130
	tert-Butylbenzene	Lab Fort Blank Amt.	0.020	mg/kg dry wt	
		Lab Fort Blk. Found	0.020	mg/kg dry wt	
		Lab Fort Blk. % Rec.	100.900	%	70-160
	1,2,3-Trichlorobenzene	Lab Fort Blank Amt.	0.020	mg/kg dry wt	
		Lab Fort Blk. Found	0.019	mg/kg dry wt	
		Lab Fort Blk. % Rec.	98.500	%	70-130
	1,2,4-Trichlorobenzene	Lab Fort Blank Amt.	0.020	mg/kg dry wt	
		Lab Fort Blk. Found	0.020	mg/kg dry wt	
		Lab Fort Blk. % Rec.	101.200	%	40-130
	1,2,4-Trimethylbenzene	Lab Fort Blank Amt.	0.020	mg/kg dry wt	
		Lab Fort Blk. Found	0.021	mg/kg dry wt	
		Lab Fort Blk. % Rec.	106.600	%	70-130
	1,3,5-Trimethylbenzene	Lab Fort Blank Amt.	0.020	mg/kg dry wt	
		Lab Fort Blk. Found	0.022	mg/kg dry wt	
		Lab Fort Blk. % Rec.	110.800	%	70-130
	4-Chlorotoluene	Lab Fort Blank Amt.	0.020	mg/kg dry wt	
		Lab Fort Blk. Found	0.022	mg/kg dry wt	
		Lab Fort Blk. % Rec.	113.300	%	70-130
	Dibromomethane	Lab Fort Blank Amt.	0.020	mg/kg dry wt	
		Lab Fort Blk. Found	0.020	mg/kg dry wt	
		Lab Fort Blk. % Rec.	101.000	%	70-130
	cis-1,2-Dichloroethylene	Lab Fort Blank Amt.	0.020	mg/kg dry wt	

con-test ANALYTICAL LABORATORY

39 Spruce Street ° East Longmeadow, MA 01028 ° FAX 413/525-6405 ° TEL. 413/525-2332

QC SUMMARY REPORT

SAMPLE QC: Sample Results with Duplicates
Sample Matrix Spikes and Matrix Spike Duplicates

BATCH QC: Lab fortified Blanks and Duplicates
Standard Reference Materials and Duplicates
Method Blanks

Report Date: 11/4/2008 Lims Bat # : LIMT-20895

QC Batch Number: GCMS/VOL-20763

Sample Id	Analysis	QC Analysis	Values	Units	Limits
LFBLANK-87585					
	cis-1,2-Dichloroethylene	Lab Fort Blk. Found	0.020	mg/kg dry wt	
		Lab Fort Blk. % Rec.	102.200	%	70-130
	1,1-Dichloropropene	Lab Fort Blank Amt.	0.020	mg/kg dry wt	
		Lab Fort Blk. Found	0.020	mg/kg dry wt	
		Lab Fort Blk. % Rec.	104.000	%	70-130
	1,2-Dichloropropane	Lab Fort Blank Amt.	0.020	mg/kg dry wt	
		Lab Fort Blk. Found	0.020	mg/kg dry wt	
		Lab Fort Blk. % Rec.	102.800	%	70-130
	1,3-Dichloropropane	Lab Fort Blank Amt.	0.020	mg/kg dry wt	
		Lab Fort Blk. Found	0.021	mg/kg dry wt	
		Lab Fort Blk. % Rec.	107.700	%	70-130
	2,2-Dichloropropane	Lab Fort Blank Amt.	0.020	mg/kg dry wt	
		Lab Fort Blk. Found	0.021	mg/kg dry wt	
		Lab Fort Blk. % Rec.	105.600	%	70-130
	1,1,1,2-Tetrachloroethane	Lab Fort Blank Amt.	0.020	mg/kg dry wt	
		Lab Fort Blk. Found	0.020	mg/kg dry wt	
		Lab Fort Blk. % Rec.	101.200	%	70-130
	1,2,3-Trichloropropane	Lab Fort Blank Amt.	0.020	mg/kg dry wt	
		Lab Fort Blk. Found	0.017	mg/kg dry wt	
		Lab Fort Blk. % Rec.	88.800	%	70-130
	n-Butylbenzene	Lab Fort Blank Amt.	0.020	mg/kg dry wt	
		Lab Fort Blk. Found	0.020	mg/kg dry wt	
		Lab Fort Blk. % Rec.	101.800	%	70-130
	Dichlorodifluoromethane	Lab Fort Blank Amt.	0.020	mg/kg dry wt	
		Lab Fort Blk. Found	0.015	mg/kg dry wt	
		Lab Fort Blk. % Rec.	77.500	%	40-160
	Bromochloromethane	Lab Fort Blank Amt.	0.020	mg/kg dry wt	
		Lab Fort Blk. Found	0.021	mg/kg dry wt	
		Lab Fort Blk. % Rec.	107.900	%	70-130
	Bromobenzene	Lab Fort Blank Amt.	0.020	mg/kg dry wt	
		Lab Fort Blk. Found	0.020	mg/kg dry wt	
		Lab Fort Blk. % Rec.	104.300	%	70-130
	Acrylonitrile	Lab Fort Blank Amt.	0.020	mg/kg dry wt	
		Lab Fort Blk. Found	0.019	mg/kg dry wt	
		Lab Fort Blk. % Rec.	99.900	%	70-160
	Carbon Disulfide	Lab Fort Blank Amt.	0.020	mg/kg dry wt	
		Lab Fort Blk. Found	0.022	mg/kg dry wt	
		Lab Fort Blk. % Rec.	110.900	%	70-130
	2-Hexanone	Lab Fort Blank Amt.	0.200	mg/kg dry wt	
		Lab Fort Blk. Found	0.226	mg/kg dry wt	
		Lab Fort Blk. % Rec.	113.140	%	70-160
	trans-1,4-Dichloro-2-Butene	Lab Fort Blank Amt.	0.020	mg/kg dry wt	
		Lab Fort Blk. Found	0.019	mg/kg dry wt	

con-test® ANALYTICAL LABORATORY

39 Spruce Street ° East Longmeadow, MA 01028 ° FAX 413/525-6405 ° TEL. 413/525-2332

QC SUMMARY REPORT

SAMPLE QC: Sample Results with Duplicates
Sample Matrix Spikes and Matrix Spike Duplicates

BATCH QC: Lab fortified Blanks and Duplicates
Standard Reference Materials and Duplicates
Method Blanks

Report Date: 11/4/2008 Lims Bat # : LIMT-20895

QC Batch Number: GCMS/VOL-20763

Sample Id	Analysis	QC Analysis	Values	Units	Limits
LFBLANK-87585					
	trans-1,4-Dichloro-2-Butene	Lab Fort Blk. % Rec.	98.800	%	70-130
	Diethyl Ether	Lab Fort Blank Amt.	0.020	mg/kg dry wt	
		Lab Fort Blk. Found	0.021	mg/kg dry wt	
		Lab Fort Blk. % Rec.	107.500	%	70-130
	Bromodichloromethane	Lab Fort Blank Amt.	0.020	mg/kg dry wt	
		Lab Fort Blk. Found	0.019	mg/kg dry wt	
		Lab Fort Blk. % Rec.	96.100	%	70-130
	1,2-Dibromo-3-Chloropropane	Lab Fort Blank Amt.	0.020	mg/kg dry wt	
		Lab Fort Blk. Found	0.016	mg/kg dry wt	
		Lab Fort Blk. % Rec.	84.900	%	70-130
	1,2-Dibromoethane	Lab Fort Blank Amt.	0.020	mg/kg dry wt	
		Lab Fort Blk. Found	0.019	mg/kg dry wt	
		Lab Fort Blk. % Rec.	97.900	%	70-130
	Tetrahydrofuran	Lab Fort Blank Amt.	0.020	mg/kg dry wt	
		Lab Fort Blk. Found	0.017	mg/kg dry wt	
		Lab Fort Blk. % Rec.	87.900	%	70-130
	tert-Butyl Alcohol	Lab Fort Blank Amt.	0.200	mg/kg dry wt	
		Lab Fort Blk. Found	0.175	mg/kg dry wt	
		Lab Fort Blk. % Rec.	87.510	%	40-130
	Diisopropyl Ether	Lab Fort Blank Amt.	0.020	mg/kg dry wt	
		Lab Fort Blk. Found	0.022	mg/kg dry wt	
		Lab Fort Blk. % Rec.	110.800	%	70-130
	tert-Butylethyl Ether	Lab Fort Blank Amt.	0.020	mg/kg dry wt	
		Lab Fort Blk. Found	0.022	mg/kg dry wt	
		Lab Fort Blk. % Rec.	112.300	%	70-130
	tert-Amylmethyl Ether	Lab Fort Blank Amt.	0.020	mg/kg dry wt	
		Lab Fort Blk. Found	0.022	mg/kg dry wt	
		Lab Fort Blk. % Rec.	114.900	%	70-130

con-test ANALYTICAL LABORATORY

39 Spruce Street ° East Longmeadow, MA 01028 ° FAX 413/525-6405 ° TEL. 413/525-2332

QC SUMMARY REPORT

SAMPLE QC: Sample Results with Duplicates
Sample Matrix Spikes and Matrix Spike Duplicates

BATCH QC: Lab fortified Blanks and Duplicates
Standard Reference Materials and Duplicates
Method Blanks

Report Date: 11/4/2008 Lims Bat # : LIMT-20895

QC Batch Number: GCMS/VOL-20805

Sample Id	Analysis	QC Analysis	Values	Units	Limits
08B43711					
	1,2-Dichloroethane-d4	Surrogate Recovery	92.1	%	70-130
	Toluene-d8	Surrogate Recovery	97.4	%	70-130
	Bromofluorobenzene	Surrogate Recovery	86.3	%	70-130
BLANK-125901					
	Acetone	Blank	<5.0	ug/l	
	Benzene	Blank	<0.5	ug/l	
	Carbon Tetrachloride	Blank	<0.5	ug/l	
	Chloroform	Blank	<0.5	ug/l	
	1,2-Dichloroethane	Blank	<0.5	ug/l	
	1,4-Dichlorobenzene	Blank	<0.5	ug/l	
	Ethyl Benzene	Blank	<0.5	ug/l	
	2-Butanone (MEK)	Blank	<2.0	ug/l	
	MIBK	Blank	<2.0	ug/l	
	Naphthalene	Blank	<1.0	ug/l	
	Styrene	Blank	<1.0	ug/l	
	Tetrachloroethylene	Blank	<0.5	ug/l	
	Toluene	Blank	<0.5	ug/l	
	1,1,1-Trichloroethane	Blank	<0.5	ug/l	
	Trichloroethylene	Blank	<0.5	ug/l	
	1,1,2-Trichloro-1,2,2-Trifluoroethane	Blank	<0.5	ug/l	
	Trichlorofluoromethane	Blank	<0.5	ug/l	
	o-Xylene	Blank	<0.5	ug/l	
	m + p Xylene	Blank	<1.0	ug/l	
	1,2-Dichlorobenzene	Blank	<0.5	ug/l	
	1,3-Dichlorobenzene	Blank	<0.5	ug/l	
	1,1-Dichloroethane	Blank	<0.5	ug/l	
	1,1-Dichloroethylene	Blank	<0.5	ug/l	
	1,4-Dioxane	Blank	<50.0	ug/l	
	MTBE	Blank	<0.5	ug/l	
	trans-1,2-Dichloroethylene	Blank	<0.5	ug/l	
	Vinyl Chloride	Blank	<0.5	ug/l	
	Methylene Chloride	Blank	<0.5	ug/l	
	Chlorobenzene	Blank	<0.5	ug/l	
	Chloromethane	Blank	<0.5	ug/l	
	Bromomethane	Blank	<2.0	ug/l	
	Chloroethane	Blank	<1.0	ug/l	
	cis-1,3-Dichloropropene	Blank	<1.0	ug/l	
	trans-1,3-Dichloropropene	Blank	<1.0	ug/l	
	Chlorodibromomethane	Blank	<0.5	ug/l	
	1,1,2-Trichloroethane	Blank	<0.5	ug/l	
	Bromoform	Blank	<1.0	ug/l	
	1,1,2,2-Tetrachloroethane	Blank	<0.5	ug/l	
	2-Chlorotoluene	Blank	<0.5	ug/l	

con-test ANALYTICAL LABORATORY

39 Spruce Street ° East Longmeadow, MA 01028 ° FAX 413/525-6405 ° TEL. 413/525-2332

QC SUMMARY REPORT

SAMPLE QC: Sample Results with Duplicates
Sample Matrix Spikes and Matrix Spike Duplicates

BATCH QC: Lab fortified Blanks and Duplicates
Standard Reference Materials and Duplicates
Method Blanks

Report Date: 11/4/2008 Lims Bat # : LIMT-20895

QC Batch Number: GCMS/VOL-20805

Sample Id	Analysis	QC Analysis	Values	Units	Limits
BLANK-125901					
	Hexachlorobutadiene	Blank	<0.4	ug/l	
	Isopropylbenzene	Blank	<0.5	ug/l	
	p-Isopropyltoluene	Blank	<0.5	ug/l	
	n-Propylbenzene	Blank	<0.5	ug/l	
	sec-Butylbenzene	Blank	<0.5	ug/l	
	tert-Butylbenzene	Blank	<0.5	ug/l	
	1,2,3-Trichlorobenzene	Blank	<0.5	ug/l	
	1,2,4-Trichlorobenzene	Blank	<0.5	ug/l	
	1,2,4-Trimethylbenzene	Blank	<0.5	ug/l	
	1,3,5-Trimethylbenzene	Blank	<0.5	ug/l	
	Dibromomethane	Blank	<0.5	ug/l	
	cis-1,2-Dichloroethylene	Blank	<0.5	ug/l	
	4-Chlorotoluene	Blank	<0.5	ug/l	
	1,1-Dichloropropene	Blank	<0.5	ug/l	
	1,2-Dichloropropane	Blank	<0.5	ug/l	
	1,3-Dichloropropane	Blank	<0.5	ug/l	
	2,2-Dichloropropane	Blank	<0.5	ug/l	
	1,1,1,2-Tetrachloroethane	Blank	<1.0	ug/l	
	1,2,3-Trichloropropane	Blank	<0.5	ug/l	
	n-Butylbenzene	Blank	<0.5	ug/l	
	Dichlorodifluoromethane	Blank	<0.5	ug/l	
	Bromochloromethane	Blank	<0.5	ug/l	
	Bromobenzene	Blank	<0.5	ug/l	
	Acrylonitrile	Blank	<2.0	ug/l	
	Carbon Disulfide	Blank	<0.5	ug/l	
	2-Hexanone	Blank	<2.0	ug/l	
	trans-1,4-Dichloro-2-Butene	Blank	<1.0	ug/l	
	Diethyl Ether	Blank	<0.5	ug/l	
	Bromodichloromethane	Blank	<0.5	ug/l	
	1,2-Dibromo-3-Chloropropane	Blank	<1.0	ug/l	
	1,2-Dibromoethane	Blank	<0.50	ug/l	
	Tetrahydrofuran	Blank	<5.0	ug/l	
	tert-Butyl Alcohol	Blank	<5.0	ug/l	
	Diisopropyl Ether	Blank	<0.5	ug/l	
	tert-Butylethyl Ether	Blank	<0.5	ug/l	
	tert-Amylmethyl Ether	Blank	<0.5	ug/l	
LFBLANK-87767					
	Acetone	Lab Fort Blank Amt.	100.0	ug/l	
		Lab Fort Blk. Found	78.3	ug/l	
		Lab Fort Blk. % Rec.	78.3	%	70-160
	Benzene	Lab Fort Blank Amt.	10.0	ug/l	
		Lab Fort Blk. Found	9.4	ug/l	
		Lab Fort Blk. % Rec.	94.3	%	70-130

con-test® ANALYTICAL LABORATORY

39 Spruce Street ° East Longmeadow, MA 01028 ° FAX 413/525-6405 ° TEL. 413/525-2332

QC SUMMARY REPORT

SAMPLE QC: Sample Results with Duplicates
Sample Matrix Spikes and Matrix Spike Duplicates

BATCH QC: Lab fortified Blanks and Duplicates
Standard Reference Materials and Duplicates
Method Blanks

Report Date: 11/4/2008 Lims Bat # : LIMT-20895

QC Batch Number: GCMS/VOL-20805

Sample Id	Analysis	QC Analysis	Values	Units	Limits
LFBLANK-87767					
	Carbon Tetrachloride	Lab Fort Blank Amt.	10.0	ug/l	
		Lab Fort Blk. Found	8.9	ug/l	
		Lab Fort Blk. % Rec.	89.2	%	70-130
	Chloroform	Lab Fort Blank Amt.	10.0	ug/l	
		Lab Fort Blk. Found	9.1	ug/l	
		Lab Fort Blk. % Rec.	91.5	%	70-130
	1,2-Dichloroethane	Lab Fort Blank Amt.	10.0	ug/l	
		Lab Fort Blk. Found	9.1	ug/l	
		Lab Fort Blk. % Rec.	91.2	%	70-130
	1,4-Dichlorobenzene	Lab Fort Blank Amt.	10.0	ug/l	
		Lab Fort Blk. Found	9.6	ug/l	
		Lab Fort Blk. % Rec.	96.8	%	70-130
	Ethyl Benzene	Lab Fort Blank Amt.	10.0	ug/l	
		Lab Fort Blk. Found	9.9	ug/l	
		Lab Fort Blk. % Rec.	99.5	%	70-130
	2-Butanone (MEK)	Lab Fort Blank Amt.	100.0	ug/l	
		Lab Fort Blk. Found	90.3	ug/l	
		Lab Fort Blk. % Rec.	90.3	%	40-160
	MIBK	Lab Fort Blank Amt.	100.0	ug/l	
		Lab Fort Blk. Found	96.8	ug/l	
		Lab Fort Blk. % Rec.	96.8	%	70-160
	Naphthalene	Lab Fort Blank Amt.	10.0	ug/l	
		Lab Fort Blk. Found	9.9	ug/l	
		Lab Fort Blk. % Rec.	99.6	%	40-130
	Styrene	Lab Fort Blank Amt.	10.0	ug/l	
		Lab Fort Blk. Found	9.3	ug/l	
		Lab Fort Blk. % Rec.	93.4	%	70-130
	Tetrachloroethylene	Lab Fort Blank Amt.	10.0	ug/l	
		Lab Fort Blk. Found	11.2	ug/l	
		Lab Fort Blk. % Rec.	112.1	%	70-160
	Toluene	Lab Fort Blank Amt.	10.0	ug/l	
		Lab Fort Blk. Found	10.2	ug/l	
		Lab Fort Blk. % Rec.	102.1	%	70-130
	1,1,1-Trichloroethane	Lab Fort Blank Amt.	10.0	ug/l	
		Lab Fort Blk. Found	9.7	ug/l	
		Lab Fort Blk. % Rec.	97.9	%	70-130
	Trichloroethylene	Lab Fort Blank Amt.	10.0	ug/l	
		Lab Fort Blk. Found	9.9	ug/l	
		Lab Fort Blk. % Rec.	99.2	%	70-130
	1,1,2-Trichloro-1,2,2-Trifluoroethane	Lab Fort Blank Amt.	10.0	ug/l	
		Lab Fort Blk. Found	10.9	ug/l	
		Lab Fort Blk. % Rec.	109.1	%	70-130
	Trichlorofluoromethane	Lab Fort Blank Amt.	10.0	ug/l	

con-test ANALYTICAL LABORATORY

39 Spruce Street ° East Longmeadow, MA 01028 ° FAX 413/525-6405 ° TEL. 413/525-2332

QC SUMMARY REPORT

SAMPLE QC: Sample Results with Duplicates
Sample Matrix Spikes and Matrix Spike Duplicates

BATCH QC: Lab fortified Blanks and Duplicates
Standard Reference Materials and Duplicates
Method Blanks

Report Date: 11/4/2008 Lims Bat # : LIMT-20895

QC Batch Number: GCMS/VOL-20805

Sample Id	Analysis	QC Analysis	Values	Units	Limits
LFBLANK-87767					
	Trichlorofluoromethane	Lab Fort Blk. Found	9.0	ug/l	
		Lab Fort Blk. % Rec.	90.9	%	70-130
	o-Xylene	Lab Fort Blank Amt.	10.0	ug/l	
		Lab Fort Blk. Found	9.9	ug/l	
		Lab Fort Blk. % Rec.	99.8	%	70-130
	m + p Xylene	Lab Fort Blank Amt.	20.0	ug/l	
		Lab Fort Blk. Found	19.4	ug/l	
		Lab Fort Blk. % Rec.	97.3	%	70-130
	1,2-Dichlorobenzene	Lab Fort Blank Amt.	10.0	ug/l	
		Lab Fort Blk. Found	10.1	ug/l	
		Lab Fort Blk. % Rec.	101.9	%	70-130
	1,3-Dichlorobenzene	Lab Fort Blank Amt.	10.0	ug/l	
		Lab Fort Blk. Found	10.2	ug/l	
		Lab Fort Blk. % Rec.	102.8	%	70-130
	1,1-Dichloroethane	Lab Fort Blank Amt.	10.0	ug/l	
		Lab Fort Blk. Found	9.4	ug/l	
		Lab Fort Blk. % Rec.	94.5	%	70-130
	1,1-Dichloroethylene	Lab Fort Blank Amt.	10.0	ug/l	
		Lab Fort Blk. Found	8.4	ug/l	
		Lab Fort Blk. % Rec.	84.7	%	70-130
	1,4-Dioxane	Lab Fort Blank Amt.	100.0	ug/l	
		Lab Fort Blk. Found	118.6	ug/l	
		Lab Fort Blk. % Rec.	118.6	%	40-130
	MTBE	Lab Fort Blank Amt.	10.0	ug/l	
		Lab Fort Blk. Found	9.5	ug/l	
		Lab Fort Blk. % Rec.	95.7	%	70-130
	trans-1,2-Dichloroethylene	Lab Fort Blank Amt.	10.0	ug/l	
		Lab Fort Blk. Found	8.3	ug/l	
		Lab Fort Blk. % Rec.	83.6	%	70-130
	Vinyl Chloride	Lab Fort Blank Amt.	10.0	ug/l	
		Lab Fort Blk. Found	7.1	ug/l	
		Lab Fort Blk. % Rec.	71.8	%	40-160
	Methylene Chloride	Lab Fort Blank Amt.	10.0	ug/l	
		Lab Fort Blk. Found	6.5	ug/l	
		Lab Fort Blk. % Rec.	65.5	%	70-130
	Chlorobenzene	Lab Fort Blank Amt.	10.0	ug/l	
		Lab Fort Blk. Found	10.1	ug/l	
		Lab Fort Blk. % Rec.	101.9	%	70-130
	Chloromethane	Lab Fort Blank Amt.	10.0	ug/l	
		Lab Fort Blk. Found	6.7	ug/l	
		Lab Fort Blk. % Rec.	67.0	%	40-160
	Bromomethane	Lab Fort Blank Amt.	10.0	ug/l	
		Lab Fort Blk. Found	6.2	ug/l	

con-test® ANALYTICAL LABORATORY

39 Spruce Street ° East Longmeadow, MA 01028 ° FAX 413/525-6405 ° TEL. 413/525-2332

QC SUMMARY REPORT

SAMPLE QC: Sample Results with Duplicates
Sample Matrix Spikes and Matrix Spike Duplicates

BATCH QC: Lab fortified Blanks and Duplicates
Standard Reference Materials and Duplicates
Method Blanks

Report Date: 11/4/2008 Lims Bat # : LIMT-20895

QC Batch Number: GCMS/VOL-20805

Sample Id	Analysis	QC Analysis	Values	Units	Limits
LFBLANK-87767					
	Bromomethane	Lab Fort Blk. % Rec.	62.4	%	40-160
	Chloroethane	Lab Fort Blank Amt.	10.0	ug/l	
		Lab Fort Blk. Found	8.9	ug/l	
		Lab Fort Blk. % Rec.	89.8	%	70-130
	cis-1,3-Dichloropropene	Lab Fort Blank Amt.	10.0	ug/l	
		Lab Fort Blk. Found	8.6	ug/l	
		Lab Fort Blk. % Rec.	86.0	%	70-130
	trans-1,3-Dichloropropene	Lab Fort Blank Amt.	10.0	ug/l	
		Lab Fort Blk. Found	8.6	ug/l	
		Lab Fort Blk. % Rec.	86.9	%	70-130
	Chlorodibromomethane	Lab Fort Blank Amt.	10.0	ug/l	
		Lab Fort Blk. Found	9.4	ug/l	
		Lab Fort Blk. % Rec.	94.0	%	70-130
	1,1,2-Trichloroethane	Lab Fort Blank Amt.	10.0	ug/l	
		Lab Fort Blk. Found	10.4	ug/l	
		Lab Fort Blk. % Rec.	104.7	%	70-130
	Bromoform	Lab Fort Blank Amt.	10.0	ug/l	
		Lab Fort Blk. Found	10.8	ug/l	
		Lab Fort Blk. % Rec.	108.4	%	70-130
	1,1,2,2-Tetrachloroethane	Lab Fort Blank Amt.	10.0	ug/l	
		Lab Fort Blk. Found	11.5	ug/l	
		Lab Fort Blk. % Rec.	115.7	%	70-130
	2-Chlorotoluene	Lab Fort Blank Amt.	10.0	ug/l	
		Lab Fort Blk. Found	9.5	ug/l	
		Lab Fort Blk. % Rec.	95.8	%	70-130
	Hexachlorobutadiene	Lab Fort Blank Amt.	10.0	ug/l	
		Lab Fort Blk. Found	13.0	ug/l	
		Lab Fort Blk. % Rec.	130.5	%	70-130
	Isopropylbenzene	Lab Fort Blank Amt.	10.0	ug/l	
		Lab Fort Blk. Found	9.4	ug/l	
		Lab Fort Blk. % Rec.	94.0	%	70-130
	p-Isopropyltoluene	Lab Fort Blank Amt.	10.0	ug/l	
		Lab Fort Blk. Found	8.5	ug/l	
		Lab Fort Blk. % Rec.	85.0	%	70-130
	n-Propylbenzene	Lab Fort Blank Amt.	10.0	ug/l	
		Lab Fort Blk. Found	8.7	ug/l	
		Lab Fort Blk. % Rec.	87.3	%	70-130
	sec-Butylbenzene	Lab Fort Blank Amt.	10.0	ug/l	
		Lab Fort Blk. Found	8.4	ug/l	
		Lab Fort Blk. % Rec.	84.1	%	70-130
	tert-Butylbenzene	Lab Fort Blank Amt.	10.0	ug/l	
		Lab Fort Blk. Found	8.1	ug/l	
		Lab Fort Blk. % Rec.	81.0	%	70-130

con-test ANALYTICAL LABORATORY

39 Spruce Street ° East Longmeadow, MA 01028 ° FAX 413/525-6405 ° TEL. 413/525-2332

QC SUMMARY REPORT

SAMPLE QC: Sample Results with Duplicates
Sample Matrix Spikes and Matrix Spike Duplicates

BATCH QC: Lab fortified Blanks and Duplicates
Standard Reference Materials and Duplicates
Method Blanks

Report Date: 11/4/2008 Lims Bat # : LIMT-20895

QC Batch Number: GCMS/VOL-20805

Sample Id	Analysis	QC Analysis	Values	Units	Limits
LFBLANK-87767					
	1,2,3-Trichlorobenzene	Lab Fort Blank Amt.	10.0	ug/l	
		Lab Fort Blk. Found	10.6	ug/l	
		Lab Fort Blk. % Rec.	106.7	%	70-130
	1,2,4-Trichlorobenzene	Lab Fort Blank Amt.	10.0	ug/l	
		Lab Fort Blk. Found	13.7	ug/l	
		Lab Fort Blk. % Rec.	137.2	%	70-130
	1,2,4-Trimethylbenzene	Lab Fort Blank Amt.	10.0	ug/l	
		Lab Fort Blk. Found	9.6	ug/l	
		Lab Fort Blk. % Rec.	96.3	%	70-130
	1,3,5-Trimethylbenzene	Lab Fort Blank Amt.	10.0	ug/l	
		Lab Fort Blk. Found	9.3	ug/l	
		Lab Fort Blk. % Rec.	93.2	%	70-130
	Dibromomethane	Lab Fort Blank Amt.	10.0	ug/l	
		Lab Fort Blk. Found	10.6	ug/l	
		Lab Fort Blk. % Rec.	106.3	%	70-130
	cis-1,2-Dichloroethylene	Lab Fort Blank Amt.	10.0	ug/l	
		Lab Fort Blk. Found	8.7	ug/l	
		Lab Fort Blk. % Rec.	87.4	%	70-130
	4-Chlorotoluene	Lab Fort Blank Amt.	10.0	ug/l	
		Lab Fort Blk. Found	9.5	ug/l	
		Lab Fort Blk. % Rec.	95.5	%	70-130
	1,1-Dichloropropene	Lab Fort Blank Amt.	10.0	ug/l	
		Lab Fort Blk. Found	9.2	ug/l	
		Lab Fort Blk. % Rec.	92.0	%	70-130
	1,2-Dichloropropane	Lab Fort Blank Amt.	10.0	ug/l	
		Lab Fort Blk. Found	10.4	ug/l	
		Lab Fort Blk. % Rec.	104.0	%	70-130
	1,3-Dichloropropane	Lab Fort Blank Amt.	10.0	ug/l	
		Lab Fort Blk. Found	9.8	ug/l	
		Lab Fort Blk. % Rec.	98.3	%	70-130
	2,2-Dichloropropane	Lab Fort Blank Amt.	10.0	ug/l	
		Lab Fort Blk. Found	9.1	ug/l	
		Lab Fort Blk. % Rec.	91.5	%	40-130
	1,1,1,2-Tetrachloroethane	Lab Fort Blank Amt.	10.0	ug/l	
		Lab Fort Blk. Found	10.1	ug/l	
		Lab Fort Blk. % Rec.	101.0	%	70-130
	1,2,3-Trichloropropane	Lab Fort Blank Amt.	10.0	ug/l	
		Lab Fort Blk. Found	10.0	ug/l	
		Lab Fort Blk. % Rec.	100.9	%	70-130
	n-Butylbenzene	Lab Fort Blank Amt.	10.0	ug/l	
		Lab Fort Blk. Found	8.9	ug/l	
		Lab Fort Blk. % Rec.	89.7	%	70-130
	Dichlorodifluoromethane	Lab Fort Blank Amt.	10.0	ug/l	

con-test® ANALYTICAL LABORATORY

39 Spruce Street ° East Longmeadow, MA 01028 ° FAX 413/525-6405 ° TEL. 413/525-2332

QC SUMMARY REPORT

SAMPLE QC: Sample Results with Duplicates
Sample Matrix Spikes and Matrix Spike Duplicates

BATCH QC: Lab fortified Blanks and Duplicates
Standard Reference Materials and Duplicates
Method Blanks

Report Date: 11/4/2008 Lims Bat # : LIMT-20895

QC Batch Number: GCMS/VOL-20805

Sample Id	Analysis	QC Analysis	Values	Units	Limits
LFBLANK-87767					
	Dichlorodifluoromethane	Lab Fort Blk. Found	6.0	ug/l	
		Lab Fort Blk. % Rec.	60.0	%	40-160
	Bromochloromethane	Lab Fort Blank Amt.	10.0	ug/l	
		Lab Fort Blk. Found	9.8	ug/l	
		Lab Fort Blk. % Rec.	98.4	%	70-130
	Bromobenzene	Lab Fort Blank Amt.	10.0	ug/l	
		Lab Fort Blk. Found	9.6	ug/l	
		Lab Fort Blk. % Rec.	96.6	%	70-130
	Acrylonitrile	Lab Fort Blank Amt.	10.0	ug/l	
		Lab Fort Blk. Found	9.5	ug/l	
		Lab Fort Blk. % Rec.	95.1	%	70-130
	Carbon Disulfide	Lab Fort Blank Amt.	10.0	ug/l	
		Lab Fort Blk. Found	8.6	ug/l	
		Lab Fort Blk. % Rec.	86.6	%	70-130
	2-Hexanone	Lab Fort Blank Amt.	100.0	ug/l	
		Lab Fort Blk. Found	100.1	ug/l	
		Lab Fort Blk. % Rec.	100.1	%	70-160
	trans-1,4-Dichloro-2-Butene	Lab Fort Blank Amt.	10.0	ug/l	
		Lab Fort Blk. Found	5.4	ug/l	
		Lab Fort Blk. % Rec.	54.8	%	70-130
	Diethyl Ether	Lab Fort Blank Amt.	10.0	ug/l	
		Lab Fort Blk. Found	9.6	ug/l	
		Lab Fort Blk. % Rec.	96.2	%	70-130
	Bromodichloromethane	Lab Fort Blank Amt.	10.0	ug/l	
		Lab Fort Blk. Found	9.0	ug/l	
		Lab Fort Blk. % Rec.	90.9	%	70-130
	1,2-Dibromo-3-Chloropropane	Lab Fort Blank Amt.	10.0	ug/l	
		Lab Fort Blk. Found	8.6	ug/l	
		Lab Fort Blk. % Rec.	86.5	%	70-130
	1,2-Dibromoethane	Lab Fort Blank Amt.	10.00	ug/l	
		Lab Fort Blk. Found	10.28	ug/l	
		Lab Fort Blk. % Rec.	102.80	%	70-130
	Tetrahydrofuran	Lab Fort Blank Amt.	10.0	ug/l	
		Lab Fort Blk. Found	8.1	ug/l	
		Lab Fort Blk. % Rec.	81.9	%	70-130
	tert-Butyl Alcohol	Lab Fort Blank Amt.	100.0	ug/l	
		Lab Fort Blk. Found	107.6	ug/l	
		Lab Fort Blk. % Rec.	107.6	%	40-160
	Diisopropyl Ether	Lab Fort Blank Amt.	10.0	ug/l	
		Lab Fort Blk. Found	7.6	ug/l	
		Lab Fort Blk. % Rec.	76.9	%	70-130
	tert-Butylethyl Ether	Lab Fort Blank Amt.	10.0	ug/l	
		Lab Fort Blk. Found	8.7	ug/l	

con-test® ANALYTICAL LABORATORY

39 Spruce Street ° East Longmeadow, MA 01028 ° FAX 413/525-6405 ° TEL. 413/525-2332

QC SUMMARY REPORT

SAMPLE QC: Sample Results with Duplicates
Sample Matrix Spikes and Matrix Spike Duplicates

BATCH QC: Lab fortified Blanks and Duplicates
Standard Reference Materials and Duplicates
Method Blanks

Report Date: 11/4/2008 Lims Bat # : LIMT-20895

QC Batch Number: GCMS/VOL-20805

Sample Id	Analysis	QC Analysis	Values	Units	Limits
LFBLANK-87767					
	tert-Butylethyl Ether	Lab Fort Blk. % Rec.	87.4	%	70-160
	tert-Amylmethyl Ether	Lab Fort Blank Amt.	10.0	ug/l	
		Lab Fort Blk. Found	9.6	ug/l	
		Lab Fort Blk. % Rec.	96.2	%	70-130

con-test® ANALYTICAL LABORATORY

39 Spruce Street ° East Longmeadow, MA 01028 ° FAX 413/525-6405 ° TEL. 413/525-2332

QC SUMMARY REPORT

SAMPLE QC: Sample Results with Duplicates
Sample Matrix Spikes and Matrix Spike Duplicates

BATCH QC: Lab fortified Blanks and Duplicates
Standard Reference Materials and Duplicates
Method Blanks

Report Date: 11/4/2008 Lims Bat # : LIMT-20895

QC Batch Number: HG-9594

Sample Id	Analysis	QC Analysis	Values	Units	Limits
08B43570					
	Mercury	Sample Amount	0.016	mg/kg dry wt	
		Duplicate Value	0.019	mg/kg dry wt	
		Duplicate RPD	16.465	%	0-35
		Sample Amount	0.016	mg/kg dry wt	
		Matrix Spk Amt Added	0.209	mg/kg dry wt	
		MS Amt Measured	0.201	mg/kg dry wt	
		Matrix Spike % Rec.	88.024	%	75-125
BLANK-125807					
	Mercury	Blank	<0.025	mg/kg dry wt	
LFBLANK-87669					
	Mercury	Lab Fort Blank Amt.	1.250	mg/kg dry wt	
		Lab Fort Blk. Found	1.039	mg/kg dry wt	
		Lab Fort Blk. % Rec.	83.152	%	65.9-133
		Dup Lab Fort Bl Amt.	1.250	mg/kg dry wt	
		Dup Lab Fort Bl. Fnd	0.933	mg/kg dry wt	
		Dup Lab Fort Bl %Rec	74.686	%	65.9-133
		Lab Fort Blank Range	8.466	units	
		Lab Fort Bl. Av. Rec	78.919	%	
		LFB Duplicate RPD	10.728	%	

con-test ANALYTICAL LABORATORY

39 Spruce Street ° East Longmeadow, MA 01028 ° FAX 413/525-6405 ° TEL. 413/525-2332

QC SUMMARY REPORT

SAMPLE QC: Sample Results with Duplicates
Sample Matrix Spikes and Matrix Spike Duplicates

BATCH QC: Lab fortified Blanks and Duplicates
Standard Reference Materials and Duplicates
Method Blanks

Report Date: 11/4/2008 Lims Bat # : LIMT-20895

QC Batch Number: HG-9596

Sample Id	Analysis	QC Analysis	Values	Units	Limits
BLANK-125822					
	Mercury	Blank	<0.00010	mg/l	
LFBLANK-87682					
	Mercury	Lab Fort Blank Amt.	0.00200	mg/l	
		Lab Fort Blk. Found	0.00198	mg/l	
		Lab Fort Blk. % Rec.	99.45000	%	85-115

con-test® ANALYTICAL LABORATORY

39 Spruce Street ° East Longmeadow, MA 01028 ° FAX 413/525-6405 ° TEL. 413/525-2332

QC SUMMARY REPORT

SAMPLE QC: Sample Results with Duplicates
Sample Matrix Spikes and Matrix Spike Duplicates

BATCH QC: Lab fortified Blanks and Duplicates
Standard Reference Materials and Duplicates
Method Blanks

Report Date: 11/4/2008 Lims Bat # : LIMT-20895

QC Batch Number: ICP-20526

Sample Id	Analysis	QC Analysis	Values	Units	Limits
08B43568					
	Silver	Sample Amount	<0.55	mg/kg dry wt	
		Matrix Spk Amt Added	27.47	mg/kg dry wt	
		MS Amt Measured	5.64	mg/kg dry wt	
		Matrix Spike % Rec.	20.54	%	75-125
	Arsenic	Sample Amount	<2.75	mg/kg dry wt	
		Matrix Spk Amt Added	27.47	mg/kg dry wt	
		MS Amt Measured	29.98	mg/kg dry wt	
		Matrix Spike % Rec.	109.14	%	75-125
	Barium	Sample Amount	13.69	mg/kg dry wt	
		Duplicate Value	11.85	mg/kg dry wt	
		Duplicate RPD	14.38	%	0-35
		Sample Amount	13.69	mg/kg dry wt	
		Matrix Spk Amt Added	27.47	mg/kg dry wt	
		MS Amt Measured	39.40	mg/kg dry wt	
		Matrix Spike % Rec.	93.59	%	75-125
	Beryllium	Sample Amount	<0.28	mg/kg dry wt	
		Matrix Spk Amt Added	27.47	mg/kg dry wt	
		MS Amt Measured	28.50	mg/kg dry wt	
		Matrix Spike % Rec.	103.74	%	75-125
	Cadmium	Sample Amount	<0.28	mg/kg dry wt	
		Matrix Spk Amt Added	27.47	mg/kg dry wt	
		MS Amt Measured	27.04	mg/kg dry wt	
		Matrix Spike % Rec.	98.45	%	75-125
	Chromium	Sample Amount	3.62	mg/kg dry wt	
		Duplicate Value	3.59	mg/kg dry wt	
		Duplicate RPD	0.62	%	0-35
		Sample Amount	3.62	mg/kg dry wt	
		Matrix Spk Amt Added	27.47	mg/kg dry wt	
		MS Amt Measured	31.54	mg/kg dry wt	
		Matrix Spike % Rec.	101.65	%	75-125
	Copper	Sample Amount	28.88	mg/kg dry wt	
		Duplicate Value	30.31	mg/kg dry wt	
		Duplicate RPD	4.81	%	0-35
		Sample Amount	28.88	mg/kg dry wt	
		Matrix Spk Amt Added	27.47	mg/kg dry wt	
		MS Amt Measured	60.73	mg/kg dry wt	
		Matrix Spike % Rec.	115.93	%	75-125
	Nickel	Sample Amount	2.38	mg/kg dry wt	
		Duplicate Value	2.54	mg/kg dry wt	
		Duplicate RPD	6.54	%	0-35
		Sample Amount	2.38	mg/kg dry wt	
		Matrix Spk Amt Added	27.47	mg/kg dry wt	
		MS Amt Measured	29.24	mg/kg dry wt	

con-test ANALYTICAL LABORATORY

39 Spruce Street ° East Longmeadow, MA 01028 ° FAX 413/525-6405 ° TEL. 413/525-2332

QC SUMMARY REPORT

SAMPLE QC: Sample Results with Duplicates
Sample Matrix Spikes and Matrix Spike Duplicates

BATCH QC: Lab fortified Blanks and Duplicates
Standard Reference Materials and Duplicates
Method Blanks

Report Date: 11/4/2008 Lims Bat # : LIMT-20895

QC Batch Number: ICP-20526

Sample Id	Analysis	QC Analysis	Values	Units	Limits
08B43568					
	Nickel	Matrix Spike % Rec.	97.74	%	75-125
	Lead	Sample Amount	8.32	mg/kg dry wt	
		Duplicate Value	8.14	mg/kg dry wt	
		Duplicate RPD	2.22	%	0-35
		Sample Amount	8.32	mg/kg dry wt	
		Matrix Spk Amt Added	27.47	mg/kg dry wt	
		MS Amt Measured	35.27	mg/kg dry wt	
		Matrix Spike % Rec.	98.09	%	75-125
	Antimony	Sample Amount	<4.40	mg/kg dry wt	
		Matrix Spk Amt Added	27.47	mg/kg dry wt	
		MS Amt Measured	10.85	mg/kg dry wt	
		Matrix Spike % Rec.	39.50	%	75-125
	Selenium	Sample Amount	<5.50	mg/kg dry wt	
		Matrix Spk Amt Added	27.47	mg/kg dry wt	
		MS Amt Measured	25.45	mg/kg dry wt	
		Matrix Spike % Rec.	92.63	%	75-125
	Thallium	Sample Amount	<3.30	mg/kg dry wt	
		Matrix Spk Amt Added	27.47	mg/kg dry wt	
		MS Amt Measured	24.76	mg/kg dry wt	
		Matrix Spike % Rec.	90.14	%	75-125
	Vanadium	Sample Amount	7.23	mg/kg dry wt	
		Duplicate Value	6.92	mg/kg dry wt	
		Duplicate RPD	4.26	%	0-35
		Sample Amount	7.23	mg/kg dry wt	
		Matrix Spk Amt Added	27.47	mg/kg dry wt	
		MS Amt Measured	35.93	mg/kg dry wt	
		Matrix Spike % Rec.	104.48	%	75-125
	Zinc	Sample Amount	12.36	mg/kg dry wt	
		Duplicate Value	11.36	mg/kg dry wt	
		Duplicate RPD	8.48	%	0-35
		Sample Amount	12.36	mg/kg dry wt	
		Matrix Spk Amt Added	27.47	mg/kg dry wt	
		MS Amt Measured	36.80	mg/kg dry wt	
		Matrix Spike % Rec.	88.93	%	75-125
BLANK-125938					
	Silver	Blank	<0.50	mg/kg dry wt	
	Arsenic	Blank	<2.50	mg/kg dry wt	
	Barium	Blank	<5.00	mg/kg dry wt	
	Beryllium	Blank	<0.25	mg/kg dry wt	
	Cadmium	Blank	<0.25	mg/kg dry wt	
	Chromium	Blank	<0.50	mg/kg dry wt	
	Copper	Blank	<0.50	mg/kg dry wt	
	Nickel	Blank	<0.50	mg/kg dry wt	

con-test ANALYTICAL LABORATORY

39 Spruce Street ° East Longmeadow, MA 01028 ° FAX 413/525-6405 ° TEL. 413/525-2332

QC SUMMARY REPORT

SAMPLE QC: Sample Results with Duplicates
Sample Matrix Spikes and Matrix Spike Duplicates

BATCH QC: Lab fortified Blanks and Duplicates
Standard Reference Materials and Duplicates
Method Blanks

Report Date: 11/4/2008 Lims Bat # : LIMT-20895

QC Batch Number: ICP-20526

Sample Id	Analysis	QC Analysis	Values	Units	Limits
BLANK-125938					
	Lead	Blank	<0.75	mg/kg dry wt	
	Antimony	Blank	<4.00	mg/kg dry wt	
	Selenium	Blank	<5.00	mg/kg dry wt	
	Thallium	Blank	<3.00	mg/kg dry wt	
	Vanadium	Blank	<5.00	mg/kg dry wt	
	Zinc	Blank	1.66	mg/kg dry wt	
LFBLANK-87805					
	Silver	Lab Fort Blank Amt.	81.20	mg/kg dry wt	
		Lab Fort Blk. Found	80.48	mg/kg dry wt	
		Lab Fort Blk. % Rec.	99.12	%	66-133
	Arsenic	Lab Fort Blank Amt.	133.00	mg/kg dry wt	
		Lab Fort Blk. Found	142.34	mg/kg dry wt	
		Lab Fort Blk. % Rec.	107.02	%	80-120
	Barium	Lab Fort Blank Amt.	226.00	mg/kg dry wt	
		Lab Fort Blk. Found	226.45	mg/kg dry wt	
		Lab Fort Blk. % Rec.	100.19	%	81-119
	Beryllium	Lab Fort Blank Amt.	117.00	mg/kg dry wt	
		Lab Fort Blk. Found	127.11	mg/kg dry wt	
		Lab Fort Blk. % Rec.	108.64	%	84-116
	Cadmium	Lab Fort Blank Amt.	103.00	mg/kg dry wt	
		Lab Fort Blk. Found	108.04	mg/kg dry wt	
		Lab Fort Blk. % Rec.	104.89	%	83-117
	Chromium	Lab Fort Blank Amt.	219.00	mg/kg dry wt	
		Lab Fort Blk. Found	233.51	mg/kg dry wt	
		Lab Fort Blk. % Rec.	106.62	%	82-118
	Copper	Lab Fort Blank Amt.	155.00	mg/kg dry wt	
		Lab Fort Blk. Found	167.11	mg/kg dry wt	
		Lab Fort Blk. % Rec.	107.81	%	83-117
	Nickel	Lab Fort Blank Amt.	119.00	mg/kg dry wt	
		Lab Fort Blk. Found	122.87	mg/kg dry wt	
		Lab Fort Blk. % Rec.	103.25	%	80-120
	Lead	Lab Fort Blank Amt.	168.00	mg/kg dry wt	
		Lab Fort Blk. Found	158.68	mg/kg dry wt	
		Lab Fort Blk. % Rec.	94.45	%	82-118
	Antimony	Lab Fort Blank Amt.	79.20	mg/kg dry wt	
		Lab Fort Blk. Found	93.10	mg/kg dry wt	
		Lab Fort Blk. % Rec.	117.55	%	30-207
	Selenium	Lab Fort Blank Amt.	94.10	mg/kg dry wt	
		Lab Fort Blk. Found	98.42	mg/kg dry wt	
		Lab Fort Blk. % Rec.	104.59	%	77-123
	Thallium	Lab Fort Blank Amt.	152.00	mg/kg dry wt	
		Lab Fort Blk. Found	152.69	mg/kg dry wt	
		Lab Fort Blk. % Rec.	100.46	%	82-120

con-test® ANALYTICAL LABORATORY

39 Spruce Street ° East Longmeadow, MA 01028 ° FAX 413/525-6405 ° TEL. 413/525-2332

QC SUMMARY REPORT

SAMPLE QC: Sample Results with Duplicates
Sample Matrix Spikes and Matrix Spike Duplicates

BATCH QC: Lab fortified Blanks and Duplicates
Standard Reference Materials and Duplicates
Method Blanks

Report Date: 11/4/2008 Lims Bat # : LIMT-20895

QC Batch Number: ICP-20526

Sample Id	Analysis	QC Analysis	Values	Units	Limits
LFBLANK-87805					
	Vanadium	Lab Fort Blank Amt.	123.00	mg/kg dry wt	
		Lab Fort Blk. Found	135.13	mg/kg dry wt	
		Lab Fort Blk. % Rec.	109.86	%	80-120
	Zinc	Lab Fort Blank Amt.	280.00	mg/kg dry wt	
		Lab Fort Blk. Found	275.42	mg/kg dry wt	
		Lab Fort Blk. % Rec.	98.36	%	81-119

39 Spruce Street ° East Longmeadow, MA 01028 ° FAX 413/525-6405 ° TEL. 413/525-2332

QC SUMMARY REPORT

SAMPLE QC: Sample Results with Duplicates
Sample Matrix Spikes and Matrix Spike Duplicates

BATCH QC: Lab fortified Blanks and Duplicates
Standard Reference Materials and Duplicates
Method Blanks

NOTES:

QC Batch No. : GC/FID-22562
Sample ID : 08B43593
Analysis : Terphenyl

SURROGATE CONCENTRATION BELOW DETECTION LIMIT DUE TO DILUTION REQUIRED FOR SAMPLE ANALYSIS.

QC Batch No. : GCMS/VOL-20805
Sample ID : LFBLANK-87767
Analysis : 1,2,4-Trichlorobenzene

LABORATORY FORTIFIED BLANK RECOVERY OUTSIDE OF CONTROL LIMITS. DATA VALIDATION IS NOT AFFECTED SINCE ALL RESULTS ARE "NOT DETECTED" FOR ALL SAMPLES IN THIS BATCH FOR THIS COMPOUND AND BIAS IS ON THE HIGH SIDE.

QC Batch No. : GCMS/VOL-20805
Sample ID : LFBLANK-87767
Analysis : Hexachlorobutadiene

LABORATORY FORTIFIED BLANK RECOVERY OUTSIDE OF CONTROL LIMITS. DATA VALIDATION IS NOT AFFECTED SINCE ALL RESULTS ARE "NOT DETECTED" FOR ALL SAMPLES IN THIS BATCH FOR THIS COMPOUND AND BIAS IS ON THE HIGH SIDE.

QC Batch No. : GCMS/VOL-20805
Sample ID : LFBLANK-87767
Analysis : Methylene Chloride

LABORATORY FORTIFIED BLANK RECOVERY OUTSIDE OF CONTROL LIMITS. ANY REPORTED RESULT FOR THIS COMPOUND IN THIS BATCH IS LIKELY TO BE BIASED ON THE LOW SIDE.

QC Batch No. : GCMS/VOL-20805
Sample ID : LFBLANK-87767
Analysis : trans-1,4-Dichloro-2-Butene

LABORATORY FORTIFIED BLANK RECOVERY OUTSIDE OF CONTROL LIMITS. ANY REPORTED RESULT FOR THIS COMPOUND IN THIS BATCH IS LIKELY TO BE BIASED ON THE LOW SIDE.

con-test ANALYTICAL LABORATORY

39 Spruce Street ° East Longmeadow, MA 01028 ° FAX 413/525-6405 ° TEL. 413/525-2332

QC SUMMARY REPORT

SAMPLE QC: Sample Results with Duplicates
Sample Matrix Spikes and Matrix Spike Duplicates

BATCH QC: Lab fortified Blanks and Duplicates
Standard Reference Materials and Duplicates
Method Blanks

QUALITY CONTROL DEFINITIONS AND ABBREVIATIONS

QC BATCH NUMBER	This is the number assigned to all samples analyzed together that would be subject to comparison with a particular set of Quality Control Data.
LIMITS	Upper and Lower Control Limits for the QC ANALYSIS Reported. All values normally would fall within these statistically determined limits, unless there is an unusual circumstance that would be documented in a NOTE appearing on the last page of the QC SUMMARY REPORT. Not all QC results will have Limits defined.
Sample Amount	Amount of analyte found in a sample.
Blank	Method Blank that has been taken though all the steps of the analysis.
LFBLANK	Laboratory Fortified Blank (a control sample)
STDADD	Standard Added (a laboratory control sample)
Matrix Spk Amt Added	Amount of analyte spiked into a sample
MS Amt Measured	Amount of analyte found including amount that was spiked
Matrix Spike % Rec.	% Recovery of spiked amount in sample.
Duplicate Value	The result from the Duplicate analysis of the sample.
Duplicate RPD	The Relative Percent Difference between two Duplicate Analyses.
Surrogate Recovery	The % Recovery for non-environmental compounds (surrogates) spiked into samples to determine the performance of the analytical methods.
Sur. Recovery (ELCD)	Surrogate Recovery on the Electrolytic Conductivity Detector.
Sur. Recovery (PID)	Surrogate Recovery on the Photoionization Detector.
Standard Measured	Amount measured for a laboratory control sample
Standard Amt Added	Known value for a laboratory control sample
Standard % Recovery	% recovered for a laboratory control sample with a known value.
Lab Fort Blank Amt	Laboratory Fortified Blank Amount Added
Lab Fort Blk. Found	Laboratory Fortified Blank Amount Found
Lab Fort Blk % Rec	Laboratory Fortified Blank % Recovered
Dup Lab Fort Bl Amt	Duplicate Laboratory Fortified Blank Amount Added
Dup Lab Fort Bl Fnd	Duplicate Laboratory Fortified Blank Amount Found
Dup Lab Fort Bl % Rec	Duplicate Laboratory Fortified Blank % Recovery
Lab Fort Blank Range	Laboratory Fortified Blank Range (Absolute value of difference between recoveries for Lab Fortified Blank and Lab Fortified Blank Duplicate).
Lab Fort Bl. Av. Rec.	Laboratory Fortified Blank Average Recovery
Duplicate Sample Amt	Sample Value for Duplicate used with Matrix Spike Duplicate
MSD Amount Added	Matrix Spike Duplicate Amount Added (Spiked)
MSD Amt Measured	Matrix Spike Duplicate Amount Measured
MSD % Recovery	Matrix Spike Duplicate % Recovery
MSD Range	Absolute difference between Matrix Spike and Matrix Spike Duplicate Recoveries

REASONABLE CONFIDENCE PROTOCOL

LABORATORY ANALYSIS QA/QC CERTIFICATION FORM

Laboratory Name: Con-Test Analytical Laboratory *Client:* METCHLF & EDDY

Project Location: SKINNER ST. EAST *Project Number:* LIMT-20895

Laboratory Sample ID(s): 08B43568 – 08B43711 *Sampling Date(s):* 10/27/08

List RCP Methods Used (e.g., 8260, 8270, et cetera) 6020, 8082, 8260, 8270, ETPH, 7470, 6010, 7471

1	For each analytical method referenced in this laboratory report package, were all specified QA/QC performance criteria followed, including the requirement to explain any criteria falling outside of acceptable guidelines, as specified in the CTDEP method-specific Reasonable Confidence Protocol documents?	☒ Yes ☐ No
1A	Were the method specified preservation and holding time requirements met?	☒ Yes ☐ No
1B	*VPH and EPH Methods only*: Was the VPH or EPH method conducted without significant modifications (see Section 11.3 of respective RCP methods)	☐ Yes ☐ No ☒ N/A
2	Were all samples received by the laboratory in a condition consistent with that described on the associated chain-of-custody document(s)?	☒ Yes ☐ No
3	Were samples received at an appropriate temperature (<6° C°)?	☒ Yes ☐ No ☐ N/A
4	Were all QA/QC performance criteria specified in the CTDEP Reasonable Confidence Protocol documents achieved?	☐ Yes ☒ No
5	a) Were reporting limits specified or referenced on the chain-of-custody? b) Were these reporting limits met?	☒ Yes ☐ No ☐ Yes ☒ No
6	For each analytical method referenced in this laboratory report package, were results reported for all constituents identified in the method-specific analyte lists presented in the Reasonable Confidence Protocol documents?	☐ Yes ☒ No
7	Are project-specific matrix spikes and laboratory duplicates included in this data set?	☒ Yes ☐ No

Notes: For all questions to which the response was "No" (with the exception of question #7), additional information must be provided in an attached narrative. If the answer to question #1, #1A, or #1B is "No", the data package does not meet the requirements for "Reasonable Confidence." This form may not be altered and all questions must be answered.

I, the undersigned, attest under the pains and penalties of perjury that, to the best of my knowledge and belief and based upon my personal inquiry of those responsible for providing the information contained in this analytical report, such information is accurate and complete.

Authorized Signature: Edward Denson **Position: Technical Director**

Printed Name: Edward Denson **Date:** 11/4/08

Name of Laboratory: CON-TEST ANALYTICAL LABORATORY

This certification form is to be used for RCP methods only.

1 COOLER

con-test® ANALYTICAL LABORATORY

Phone: 413-525-2332
Fax: 413-525-6405
Email: info@contestlabs.com
www.contestlabs.com

CHAIN OF CUSTODY RECORD

Limt-20895

39 SPRUCE ST, 2ND FLOOR
EAST LONGMEADOW, MA 01028

Company Name: METCALF + EDDY
Address: 860 N. MAIN ST EXT
Attention: S. PENHALA
Project Location: E. HAMPTON CT - SKINNER ST
Sampled By: S. PENHALA / S. GISH

Telephone: 203 269 7310
Project # 60049287.02
Client PO #

DATA DELIVERY (check one):
☐ FAX ☐ EMAIL ☑ WEBSITE CLIENT
Fax # :
Email:
Format: ☑ EXCEL ☑ PDF ☐ GIS KEY
☐ OTHER

Proposal Provided? (For Billing purposes) ☑ yes 10/07 proposal date
State Form Required? ☐ yes ☒ no

ANALYSIS REQUESTED

Field ID	Sample Description	Lab # 08B	Date Sampled: Start Date/Time	Stop Date/Time	Composite	Grab	*Matrix Code	Conc. Code	VOCs 8260	PAHs	SVOCs	ETPH	15 RSR METALS	PCBs	# JARS					# of containers
									M/D											**Preservation
									V/G											~Cont.Code
1 ~~19.38ppm~~	SS1 0-6"	43568	10-27-08	2:00		X	S		X		X	X	X		5					
5 @ 40ppm	HA1 3-4'	43569		2:10		X			X		X	X	X		5					
18-28	SS2 0-6"	43570		3:00		X		M-H	X		X	X	X		5					
@ 40ppm	HA2 2.5-3.5'	43571		3:10		X		M-H	X		X	X	X		5					
0.1	SS3 0-6"	43572		10:10		X			X		X	X	X	X	5					
@ 1.33	SS3 0-6" DUP	43573		10:12		X							X		1					
@ 1.3	HA3 3-4'	43574		10:30		X			X		X	X	X	X	5					
1.4	SS4 0-6"	43575		11:15		X	S	M-H				X	X		5	HOLD VIALS				

~Cont. Code:
A=amber glass
G=glass
P=plastic
ST=sterile
V= vial
S=summa can
T=tedlar bag
O=Other

Client Comments:
PID READINGS IN LEFT COLUMN
*CONC. OF SAMPLES UNK EXCEPT WHERE NOTED

Laboratory Comments: 10/29 Please add Equipment blank from LIMT-20922 to LIMT-20895 per Sarah P. and Holly F. (HF)
CH
5D

Please use the following codes to let Con-Test know if a specific sample may be high in concentration in **Matrix/Conc.** Code Box:
H - High; M - Medium; L - Low; C - Clean; U - Unknown

Relinquished by: (signature)	Date/Time: 10-27-08 4:30	
Received by: (signature)	Date/Time: 10-27-8 1630	
Relinquished by: (signature)	Date/Time: 10-27-8 1744	
Received by: (signature) 3.0°	Date/Time: 10/27/08 1744	

Turnaround **
☒ 5 X-Day
☐ 10-Day
☐ Other
RUSH *
☐ *24-Hr ☐ *48-Hr
☐ *72-Hr ☐ *4-Day
* Require lab approval

Detection Limit Requirements
Regulations? RES/GA PMC
Data Enhancement Project/RCP? ☒ Y ☐ N
Special Requirements or DL's:

***Matrix Code:**
GW= groundwater
WW= wastewater
DW= drinking water
A = air
S = soil/solid
SL = sludge
O = other

****Preservation Codes:**
I = Iced
X = Na hydroxide
H = HCL
T = Na thiosulfate
M = Methanol
N = Nitric Acid
S = Sulfuric Acid
B = Sodium bisulfate
O = Other

9M, 5D

** TURNAROUND TIME STARTS AT 9:00 A.M. THE DAY AFTER SAMPLE RECEIPT UNLESS THERE ARE QUESTIONS ON YOUR CHAIN. IF THIS FORM IS NOT FILLED OUT COMPLETELY OR IS INCORRECT, TURNAROUND TIME WILL NOT START UNTIL ALL QUESTIONS ARE ANSWERED BY OUR CLIENT.

AIHA, NELAC & WBE/DBE Certified

con-test® ANALYTICAL LABORATORY
Phone: 413-525-2332
Fax: 413-525-6405
Email: info@contestlabs.com
www.contestlabs.com

CHAIN OF CUSTODY RECORD

Limit-20895

39 SPRUCE ST, 2ND FLOOR
EAST LONGMEADOW, MA 01028

Company Name: M+E
Address: WFD, CT
Attention: Sperhak
Project Location: Skinner St. Ehampton
Sampled By:

Telephone: (203) 269 7310
Project # 60049287.02
Client PO #

DATA DELIVERY (check one):
☐ FAX ☐ EMAIL ☒ WEBSITE CLIENT
Fax # :
Email:
Format: ☐ EXCEL ☐ PDF ☐ GIS KEY ☐ OTHER

Proposal Provided? (For Billing purposes) ☐ yes _____ proposal date
State Form Required? ☐ yes ☐ no

ANALYSIS REQUESTED

Field ID (PID)	Sample Description	Lab # 0813	Date Sampled: Start Date/Time	Stop Date/Time	Composite	Grab	*Matrix Code	Conc. Code	VOCs (M/B, V/G)	PAHs	SVOCs	ETPH	15 RSR Metals	PCBs	# Jars				
0	HA 4 1-2'	43576	10-27-08	11:15		X	S	M-H	X		X	X	X	X	4	HOLD VIALS			
0	Blue 0' (*)			11:30		X	S								5				
0	Blue 0-1' (*)			11:45		X	S								4				
UP TO 40	VOID Sediment (*)	43593		10:00		X	SL	H	X		X	X	X	X	1				
	VOID - AQUEOUS (*)			10:50		X	AQU	H	(*)						1				
(*) 10/28/08	HF - Please activate Void-Sediment for ETPH, SVOC, PCB + 15 RSR Metals per Sarah Perhala																		
	also activate HA4 1-2' for VOCs, SVOCs, PCPs																		

# of containers
**Preservation
~Cont.Code

~Cont. Code:
A=amber glass
G=glass
P=plastic
ST=sterile
V= vial
S=summa can
T=tedlar bag
O=Other

Client Comments:
Sediment sample 15 sludge has high waste oil odor + sheen

Laboratory Comments:
Per Sarah Perhala, Blue 0', Blue 0-1', Void Sediment + Void-aqueous are on hold until notified by client. MIC 10/28/08 2pm

Please use the following codes to let Con-Test know if a specific sample may be high in concentration in **Matrix/Conc.** Code Box:
H - High; M - Medium; L - Low; C - Clean; U - Unknown

Relinquished by: (signature)	Date/Time: 10-27-08 4:30	
Received by: (signature)	Date/Time: 10-27-8 1630	
Relinquished by: (signature)	Date/Time: 10-27-8 1744	
Received by: (signature) 3.0	Date/Time: 10/27/08 1744	

Turnaround **
☒ 5X 7-Day
☐ 10-Day
☐ Other ____
RUSH *
☐ *24-Hr ☐ *48-Hr
☐ *72-Hr ☐ *4-Day
* Require lab approval

Detection Limit Requirements
Regulations? RES / GAPMC
Data Enhancement Project/RCP? ☒ Y ☐ N
Special Requirements or DL's:

***Matrix Code:**
GW= groundwater
WW= wastewater
DW= drinking water
A = air
S = soil/solid
SL = sludge
O = other

****Preservation Codes:**
I = Iced
H = HCL
M = Methanol
N = Nitric Acid
S = Sulfuric Acid
B = Sodium bisulfate
O = Other
X = Na hydroxide
T = Na thiosulfate

** TURNAROUND TIME STARTS AT 9:00 A.M. THE DAY AFTER SAMPLE RECEIPT UNLESS THERE ARE QUESTIONS ON YOUR CHAIN. IF THIS FORM IS NOT FILLED OUT COMPLETELY OR IS INCORRECT, TURNAROUND TIME WILL NOT START UNTIL ALL QUESTIONS ARE ANSWERED BY OUR CLIENT.

AIHA, NELAC & WBE/DBE Certified

con-test® ANALYTICAL LABORATORY

Phone: 413-525-2332
Fax: 413-525-6405
Email: info@contestlabs.com
www.contestlabs.com

CHAIN OF CUSTODY RECORD

Lmt # 20922

39 SPRUCE ST, 2ND FLOOR
EAST LONGMEADOW, MA 01028

Page 1 of 1

Company Name: METCALF + EDDY
Address: 860 N. MAIN ST EXT
WALLINGFORD CT
Attention: SPENHALA
Project Location: SKINNER ST EAST HAMPTON
Sampled By: S. PENHALA

Telephone: 203 269 7310
Project # 60049287.02
Client PO #

DATA DELIVERY (check one):
☐ FAX ☐ EMAIL ☒ WEBSITE CLIENT
Fax # :
Email:
Format: ☒ EXCEL ☒ PDF ☐ GIS KEY
☐ OTHER

Proposal Provided? (For Billing purposes)
☒ yes 10/08 proposal date

State Form Required?
☐ yes ☒ no

ANALYSIS REQUESTED

Field ID	Sample Description	Lab # 08R	Date Sampled Start Date/Time	Stop Date/Time	Composite	Grab	*Matrix Code	Conc. Code	VOCs 8260	ETPH	PAHs/SVOCs	15 RCRA METALS	PCBs								# of containers	**Preservation	~Cont.Code
									2	1	2	1	1								2	1	2
									H	S		N									H	S	
									V	A	A	P	A								V	A	A
	EQUIPMENT BLANK	J3711	10-28-08			X	O	L	X	X	X	X	X										

~Cont. Code:
A=amber glass
G=glass
P=plastic
ST=sterile
V= vial
S=summa can
T=tedlar bag
O=Other

Client Comments:
PLS REPORT RESULTS W/ SKINNER ST PROJECT SAMPLES SUBMITTED 10-27-08

Laboratory Comments:

Please use the following codes to let Con-Test know if a specific sample may be high in concentration in **Matrix/Conc.** Code Box:
H - High; M - Medium; L - Low; C - Clean; U - Unknown

Relinquished by: (signature)	Date/Time: 10-28-08 12	
Received by: (signature)	Date/Time: 10/28/08 12	
Relinquished by: (signature)	Date/Time: 10/28/08 6	
Received by: (signature) Temp 5°C	Date/Time: 10/28/08 18:00	

Turnaround **
☒ 5 Day
☐ 10-Day
☐ Other
RUSH *
☐ *24-Hr ☐ *48-Hr
☐ *72-Hr ☐ *4-Day
* Require lab approval

Detection Limit Requirements
Regulations? RCS / GA
Data Enhancement Project/RCP? ☒ Y ☐ N
Special Requirements or DL's:

***Matrix Code:**
GW= groundwater
WW= wastewater
DW= drinking water
A = air
S = soil/solid
SL = sludge
O = other LAB DI

****Preservation Codes:**
I = Iced
H = HCL
M = Methanol
N = Nitric Acid
S = Sulfuric Acid
B = Sodium bisulfate
O = Other ~~NaOH~~ H_2O
X = Na hydroxide
T = Na thiosulfate

** TURNAROUND TIME STARTS AT 9:00 A.M. THE DAY AFTER SAMPLE RECEIPT UNLESS THERE ARE QUESTIONS ON YOUR CHAIN. IF THIS FORM IS NOT FILLED OUT COMPLETELY OR IS INCORRECT, TURNAROUND TIME WILL NOT START UNTIL ALL QUESTIONS ARE ANSWERED.

www.contestlabs.com

con-test® ANALYTICAL LABORATORY

39 Spruce St.
East Longmeadow, MA.
01028
P: 413-525-2332
F: 413-525-6405

Sample Receipt Checklist

CLIENT NAME: MetCalf&Eddy RECEIVED BY: CEC DATE: 10/27/08

1) Was the chain(s) of custody relinquished and signed? Yes No

2) Does the chain agree with the samples? Yes No
If not, explain:

3) Are all the samples in good condition? Yes No
If not, explain:

4) How were the samples received:
On Ice ☑ Direct from Sampling ☐ Ambient ☐ In Cooler(s) ☑

Were the samples received in Temperature Compliance of (2-6°C)? Yes No

Temperature °C by Temp blank _____ Temperature °C by Temp gun _____

5) Are there Dissolved samples for the lab to filter? Yes No
Who was notified _____ Date _____ Time _____

6) Are there any samples "On Hold"? Yes No Stored where:

7) Are there any RUSH or SHORT HOLDING TIME samples? Yes No
Who was notified _____ Date _____ Time _____

8) Location where samples are stored: 19

Permission to subcontract samples? Yes No
(Walk-in clients only) if not already approved
Client Signature: _____

Containers sent in to Con-Test

	# of containers		# of containers
1 Liter Amber		8 oz clear jar	
500 mL Amber		4 oz clear jar	8
250 mL Amber (8oz amber)	14	2 oz clear jar	
1 Liter Plastic		Other glass jar	
500 mL Plastic		Plastic Bag / Ziploc	
250 mL plastic		Air Cassette	
40 mL Vial - type listed below	27	Brass Sleeves	
Colisure / bacteria bottle		Tubes	
Dissolved Oxygen bottle		Summa Cans	
Flashpoint bottle		Regulators	
Encore		Other	

Laboratory Comments:

40 mL vials: # HCl _____ # Methanol 9
Bisulfate 18 # DI Water _____ Time and Date Frozen: _____
Thiosulfate _____ Unpreserved _____

Do all samples have the proper pH: Yes No N/A

39 Spruce Street ° East Longmeadow, MA 01028 ° FAX 413/525-6405 ° TEL. 413/525-2332

REPORT DATE 11/11/2008

METCALF & EDDY - WALLINGFORD
860 N. MAIN STREET EXTENSION
WALLINGFORD, CT 06492
ATTN: S. PERHALA

CONTRACT NUMBER:
PURCHASE ORDER NUMBER:

PROJECT NUMBER:

ANALYTICAL SUMMARY

LIMS BAT #: LIMT-20833
JOB NUMBER: 60049287.02

The results of analyses performed on the following samples submitted to the CON-TEST Analytical Laboratory are found in this report.
Results are based on samples as submitted to the laboratory and relate only to the items collected and tested.

PROJECT LOCATION: SKINNER ST, EAST HAMPTON, CT

FIELD SAMPLE #	LAB ID	MATRIX	SAMPLE DESCRIPTION	TEST	Subcontract Lab (if any) Cert. Nos.
SB1 1-2FT	08B43306	SOIL	Not Specified	8260 dry weight	
SB1 1-2FT	08B43306	SOIL	Not Specified	8270 dry weight	
SB1 1-2FT	08B43306	SOIL	Not Specified	etph dry weight	
SB1 1-2FT	08B43306	SOIL	Not Specified	metals(15pp)sicp	
SB1 1-2FT	08B43306	SOIL	Not Specified	solids (percent)	
SB1 6-7FT	08B43307	SOIL	Not Specified	8260 dry weight	
SB1 6-7FT	08B43307	SOIL	Not Specified	8270 dry weight	
SB1 6-7FT	08B43307	SOIL	Not Specified	etph dry weight	
SB1 6-7FT	08B43307	SOIL	Not Specified	metals(15pp)sicp	
SB1 6-7FT	08B43307	SOIL	Not Specified	solids (percent)	
SB2 3-4FT	08B43308	SOIL	Not Specified	8260 dry weight	
SB2 3-4FT	08B43308	SOIL	Not Specified	etph dry weight	
SB2 3-4FT	08B43308	SOIL	Not Specified	metals(15pp)sicp	
SB2 3-4FT	08B43308	SOIL	Not Specified	pah - sludge	
SB2 3-4FT	08B43308	SOIL	Not Specified	solids (percent)	
SB2 5-6FT	08B43309	SOIL	Not Specified	8260 dry weight	
SB2 5-6FT	08B43309	SOIL	Not Specified	etph dry weight	
SB2 5-6FT	08B43309	SOIL	Not Specified	metals(15pp)sicp	
SB2 5-6FT	08B43309	SOIL	Not Specified	pah - sludge	
SB2 5-6FT	08B43309	SOIL	Not Specified	solids (percent)	
SB3 0.5-1.5FT	08B43310	SOIL	Not Specified	8260 dry weight	
SB3 0.5-1.5FT	08B43310	SOIL	Not Specified	etph dry weight	
SB3 0.5-1.5FT	08B43310	SOIL	Not Specified	metals(15pp)sicp	
SB3 0.5-1.5FT	08B43310	SOIL	Not Specified	pah - sludge	
SB3 0.5-1.5FT	08B43310	SOIL	Not Specified	solids (percent)	
SB3 4-4.5FT	08B43311	SOIL	Not Specified	8260 dry weight	
SB3 4-4.5FT	08B43311	SOIL	Not Specified	etph dry weight	
SB3 4-4.5FT	08B43311	SOIL	Not Specified	metals(15pp)sicp	
SB3 4-4.5FT	08B43311	SOIL	Not Specified	pah - sludge	
SB3 4-4.5FT	08B43311	SOIL	Not Specified	solids (percent)	
*SB5 4-5FT	08B43312	SOIL	Not Specified	8260 dry weight	
*SB5 4-5FT	08B43312	SOIL	Not Specified	etph dry weight	
*SB5 4-5FT	08B43312	SOIL	Not Specified	metals(15pp)sicp	
*SB5 4-5FT	08B43312	SOIL	Not Specified	pah - sludge	
*SB5 4-5FT	08B43312	SOIL	Not Specified	solids (percent)	
SB5 6.5-7.5FT	08B43313	SOIL	Not Specified	8260 dry weight	
SB5 6.5-7.5FT	08B43313	SOIL	Not Specified	etph dry weight	

39 Spruce Street ° East Longmeadow, MA 01028 ° FAX 413/525-6405 ° TEL. 413/525-2332

REPORT DATE 11/11/2008

METCALF & EDDY - WALLINGFORD
860 N. MAIN STREET EXTENSION
WALLINGFORD, CT 06492
ATTN: S. PERHALA

CONTRACT NUMBER:
PURCHASE ORDER NUMBER:

PROJECT NUMBER:

ANALYTICAL SUMMARY

LIMS BAT #: LIMT-20833
JOB NUMBER: 60049287.02

The results of analyses performed on the following samples submitted to the CON-TEST Analytical Laboratory are found in this report.
Results are based on samples as submitted to the laboratory and relate only to the items collected and tested.

SB5 6.5-7.5FT	08B43313	SOIL	Not Specified	metals(15pp)sicp
SB5 6.5-7.5FT	08B43313	SOIL	Not Specified	pah - sludge
SB5 6.5-7.5FT	08B43313	SOIL	Not Specified	solids (percent)
SB6 1-2FT	08B43314	SOIL	Not Specified	8260 dry weight
SB6 1-2FT	08B43314	SOIL	Not Specified	8270 dry weight
SB6 1-2FT	08B43314	SOIL	Not Specified	etph dry weight
SB6 1-2FT	08B43314	SOIL	Not Specified	metals(15pp)sicp
SB6 1-2FT	08B43314	SOIL	Not Specified	solids (percent)
SB6 1-2FT DUP	08B43315	SOIL	Not Specified	8260 dry weight
SB6 1-2FT DUP	08B43315	SOIL	Not Specified	8270 dry weight
SB6 1-2FT DUP	08B43315	SOIL	Not Specified	etph dry weight
SB6 1-2FT DUP	08B43315	SOIL	Not Specified	metals(15pp)sicp
SB6 1-2FT DUP	08B43315	SOIL	Not Specified	solids (percent)
SB6 6-7FT	08B43316	SOIL	Not Specified	8260 dry weight
SB6 6-7FT	08B43316	SOIL	Not Specified	8270 dry weight
SB6 6-7FT	08B43316	SOIL	Not Specified	etph dry weight
SB6 6-7FT	08B43316	SOIL	Not Specified	metals(15pp)sicp
SB6 6-7FT	08B43316	SOIL	Not Specified	solids (percent)
TRIP BLANK	08B43317	LIQUIDS	Not Specified	8260 solid

39 Spruce Street ° East Longmeadow, MA 01028 ° FAX 413/525-6405 ° TEL. 413/525-2332

REPORT DATE 11/11/2008

METCALF & EDDY - WALLINGFORD
860 N. MAIN STREET EXTENSION
WALLINGFORD, CT 06492
ATTN: S. PERHALA

CONTRACT NUMBER:
PURCHASE ORDER NUMBER:

PROJECT NUMBER:

ANALYTICAL SUMMARY

LIMS BAT #: LIMT-20833
JOB NUMBER: 60049287.02

The results of analyses performed on the following samples submitted to the CON-TEST Analytical Laboratory are found in this report.
Results are based on samples as submitted to the laboratory and relate only to the items collected and tested.

Comments :

LIMS BATCH NO. : LIMT-20833

REVISED REPORT - 11/11/08 - Thallium and Selenium results for sample 08B43308 were revised. Detailed examination of the spectra showed that initial results were false positives due to elevated baseline and/or tailing from adjacent spectral wavelengths.

CASE NARRATIVE SUMMARY

Recommended sample holding times were not exceeded for all samples unless listed below:
None Exceeded

All samples for the method(s) listed were received preserved properly in the proper containers at 4°C +/- 2 degrees as specified on the chain-of-custody form unless listed below:
All properly preserved

In method 8260 soil, initial and/or continuing calibration did not meet method specifications. For all samples, 1,4-Dioxane was calibrated with a relative response factor <0.05.

In method 8260 solid, any reported result for Tetrahydrofuran in all samples is likely to be biased on the low side based on laboratory fortified blank (laboratory control sample) recovery bias.

In method 8260 solid, for samples 08B43312, surrogate standard recovery for 1,2-Dichloroethane-d4 is outside of control limits. Reanalysis yielded similar surrogate non-conformance. Reanalysis results reported as a note.

In method 8260 solid, for sample 08B43307, matrix spike recovery for Tetrahydrofuran is biased on the low side. Possibility of sample matrix effects that lead to low bias for reported results cannot be eliminated.

In method 8260 solid, for sample 08B43307, matrix spike recovery for Naphthalene, 1,2,4-Trichlorobenzene, and 1,2-Dibromo-3-chloropropane is biased on the low side. Analysis is in control based on laboratory control sample. Possibility of sample matrix effects that lead to low bias for reported results cannot be eliminated.

In method 6010, the final interference check correction A and AB were not run for all elements except V, due to sample injection error. The initial check was within limits.

In method 6010, method blank contamination noted above the reporting limit for Zn.
Any reported result for Zn may be biased on the high side.

In method 6010, The matrix spike recovery is outside of control limits for Ba, Pb, Sb, Cu, and Zn. Reported results are likely to be biased on the low side for Ba and Sb. Reported results are likely to be bias on the high side for Pb. Analysis is in control based on the LFB recoveries. Possibility of matrix effects that lead to bias for reported results cannot be eliminated and is likely. Sample concentration >4X spike concentration for Cu and Zn, therefore a representative recovery may not be obtainable. Control limits provided for reference only (not applicable).

In method 8270, initial and/or continuing calibration did not meet method specifications. For all sample(s) Pentachloronitrobenzene was calibrated with a relative response factor < 0.05.

In method 8270, any reported result for Benzoic Acid in sample(s) 08B43316 is estimated and likely to be biased on the high side based on continuing calibration bias.

In method 8270, any reported result for Benzo(g,h,i)perylene in sample(s) 08B43314, and 08B43315 is estimated and likely to be biased on the high side based on continuing calibration bias.

39 Spruce Street ° East Longmeadow, MA 01028 ° FAX 413/525-6405 ° TEL. 413/525-2332

REPORT DATE 11/11/2008

METCALF & EDDY - WALLINGFORD
860 N. MAIN STREET EXTENSION
WALLINGFORD, CT 06492
ATTN: S. PERHALA

CONTRACT NUMBER:
PURCHASE ORDER NUMBER:

PROJECT NUMBER:

ANALYTICAL SUMMARY

LIMS BAT #: LIMT-20833
JOB NUMBER: 60049287.02

The results of analyses performed on the following samples submitted to the CON-TEST Analytical Laboratory are found in this report. Results are based on samples as submitted to the laboratory and relate only to the items collected and tested.

In method 8270, for samples 08B43306, 08B43307, and 08B43316, method blank was contaminated with target analyte Bis(2-ethylhexyl)phthalate at 0.84 mg/kg.

In method 8270 , any reported result for Benzoic Acid in sample(s) 08B43314 and 08B43315 is likely to be biased on the low side based on laboratory fortified blank (laboratory control sample) recovery bias.

In method 8270, initial calibration did not meet method specifications. For sample(s) 08B43306,08B43307, and 08B43316, Bis(2-chloroisopropyl)ether, Hexachlorocyclopentadiene, 3-Nitroaniline, 2,4-Dinitrotoluene, Diethylphthalate, 4-Nitrotoluene, and Benzidine were calibrated by linear regression with a correlation coefficient < 0.99. Reduced accuracy and precision are anticipated for any reported result for these compound(s).

In method 8270, initial calibration did not meet method specifications. For sample(s) 08B43314, and 08B43315 Pyridine, Benzoic acid, Hexachlorocyclopentadiene, 2,4-Dinitrophenol, 4,6-Dinitro-2-methylphenol, 4-Nitrophenol, and Pentachlorophenol were calibrated by linear regression with a correlation coefficient < 0.99. Reduced accuracy and precision are anticipated for any reported result for these compound(s).

In method 8270, for samples 08B43314, and 08B43315, Surrogate recovery for Nitrobenzene-D5, and 2,4,6-Tribromophenol is outside of control limits, but within method requirements.

There are no other analytical issues which affect the usability of the data.

DETAILED CASE NARRATIVE

METHOD SW846 7471A - ADDITIONAL COMMENTS

A sample duplicate and matrix spike were performed on sample 08B43311.

CT ETPH METHOD - ADDITIONAL COMMENTS

Matrix spike and matrix spike duplicate were performed on sample 08B43313.

All CT ETPH samples were analyzed undiluted unless specified below:

Sample	Dilution(s)
08B43310	x5
08B43314	x20
08B43315	x20

Sample(s) 08B43310, 08B43314, and 08B43315 were diluted because undiluted results were over the verified linear calibration range.

For samples 08B43314 and 08B43315, surrogate concentrations were below the reporting limit due to dilution required for sample analy

METHOD SW846 8270 PAH - ADDITIONAL COMMENTS

The LCS sample recoveries for required RCP 8270 compounds were all within control limits specified by the method, 40-140% for base/neutrals and 30-130% for acids except for "difficult analytes" listed below and/or otherwise listed in this narrative:

con-test®
ANALYTICAL LABORATORY

39 Spruce Street ° East Longmeadow, MA 01028 ° FAX 413/525-6405 ° TEL. 413/525-2332

REPORT DATE 11/11/2008

METCALF & EDDY - WALLINGFORD
860 N. MAIN STREET EXTENSION
WALLINGFORD, CT 06492
ATTN: S. PERHALA

CONTRACT NUMBER:
PURCHASE ORDER NUMBER:

PROJECT NUMBER:

ANALYTICAL SUMMARY

LIMS BAT #: LIMT-20833
JOB NUMBER: 60049287.02

The results of analyses performed on the following samples submitted to the CON-TEST Analytical Laboratory are found in this report.
Results are based on samples as submitted to the laboratory and relate only to the items collected and tested.

Difficult analytes for soil - limits between 10 and 180% depending on the compound
(see QC summary for limits): 3,3'-Dichlorobenzidine, Pyridine, Aniline, 4-Chloroaniline,
3-Nitroaniline, and n-Nitrosodiphenylamine
Compounds outside of control limits: None outside of control limits

In method 8270, only PAH compounds were requested and reported.

All reporting limits specified on the chain-of-custody were met, except for Pyridine for the most protective criteria since the laboratory cannot achieve the required RCP calibration criteria at these levels, unless specified below: All other requested reporting limits are met.

METHOD SW846 8260 SOIL - ADDITIONAL COMMENTS

In method 8260 soil, for Carbon tetrachloride and Dibromochloromethane in all samples, data is not affected by continuing calibration non-conformance since bias is on the high side and all results are "not detected".

The LCS recoveries for required CT reasonable confidence protocol (RCP) 8260 compounds were all within limits specified by the method except for "difficult analytes" where control limits somewhere between 40-160% are used and/or unless otherwise listed in this narrative:
Difficult analytes: MIBK, MEK, Tetrachloroethylene, Tert-butyl Alcohol, Acetone, 1,4-Dioxane, Vinyl Chloride, Chloromethane, Dichlorodifluoromethane, 2-Hexanone, Naphthalene, and Bromomethane.
Additional difficult analytes in water only: 2,2-Dichloropropane, and Tert-butylethyl Ether
Additional difficult analytes in soil only: Acrylonitrile, Chloroethane, 1,2,3-Trichloropropane, 1,2,4-Trichlorobenzene, Methylene Chloride, n-Butylbenzene, and Tert-butylbenzene.
Compounds outside of control limits:
None outside of control limits

In method 8260 solid, data is not affected by laboratory fortified blank (laboratory control sample) recovery outlier(s) for Carbon tetrachloride and 1,1,1,2-Tetrachloroethane since all results are "not detected" and recovery bias is on the high side.

In method 8260 solid, for samples 08B43307, 08B43309, 08B43313-08B43315, surrogate standard recovery for 1,2-Dichloroethane-d4 is outside of control limits and biased on the high side.
Data is not affected since all results are "not detected".

In method 8260 solid, for sample 08B43307, data is not affected by matrix spike recovery outlier(s) for Carbon Tetrachloride since all results are "not detected" and recovery bias is on the high side.

METHOD SW846-6010 - ADDITIONAL COMMENTS

A matrix spike and sample duplicate were performed on soil sample 08B43306. The sample duplicate is not reported for Ag, Cd, Sb, Se, and Tl due to non detect sample and duplicate results.

METHOD SW846 8270 SOLID - ADDITIONAL COMMENTS

If dilutions were performed only one dilution within the linear calibrated region of the curve is reported.
All 8270 samples were analyzed undiluted unless specified below:

Sample	Dilution(s)

con-test®
ANALYTICAL LABORATORY

39 Spruce Street ° East Longmeadow, MA 01028 ° FAX 413/525-6405 ° TEL. 413/525-2332

REPORT DATE 11/11/2008

METCALF & EDDY - WALLINGFORD
860 N. MAIN STREET EXTENSION
WALLINGFORD, CT 06492
ATTN: S. PERHALA

CONTRACT NUMBER:
PURCHASE ORDER NUMBER:

PROJECT NUMBER:

ANALYTICAL SUMMARY

LIMS BAT #: LIMT-20833
JOB NUMBER: 60049287.02

The results of analyses performed on the following samples submitted to the CON-TEST Analytical Laboratory are found in this report. Results are based on samples as submitted to the laboratory and relate only to the items collected and tested.

08B43314	2x,10x
08B43315	2x,10x

In method 8270 sample(s) 08B43314, and 08B43315 were diluted due to high levels of target or non-target compounds in the sample.

The LCS sample recoveries for required RCP 8270 compounds were all within control limits specified by the method, 40-140% for base/neutrals and 30-130% for acids except for "difficult analytes" listed below and/or otherwise listed in this narrative:
Difficult analytes for soil - limits between 10 and 180% depending on the compound (see QC summary for limits): 3,3'-Dichlorobenzidine, Pyridine, Aniline, 4-Chloroaniline, 3-Nitroaniline, and n-Nitrosodiphenylamine
Compounds outside of control limits:
None outside of control limits

In method 8270, for all samples, Laboratory fortified blank (LCS) did not contain target analytes, Acetophenone, Pentachloronitrobenzene, and 1,2,4,5-Tetrachlorobenzene.

All reporting limits specified on the chain-of-custody were met, except for Pyridine for the most protective criteria since the laboratory cannot achieve the required RCP calibration criteria at these levels, unless specified below:
All other requested reporting limits are met.

The CON-TEST Environmental Laboratory operates under the following certifications and accreditations. AIHA accreditations only apply to NIOSH methods and Environmental Lead Analyses.

AIHA 100033	AIHA ELLAP (LEAD) 100033	NORTH CAROLINA CERT. # 652
MASSACHUSETTS MA0100	NEW HAMPSHIRE NELAP 2516	NEW JERSEY NELAP NJ MA007 (AIR)
CONNECTICUT PH-0567	VERMONT DOH (LEAD) No. LL015036	FLORIDA DOH E871027 (AIR)
NEW YORK ELAP/NELAP 10899	RHODE ISLAND (LIC. No. 112)	

I certify that the analyses listed above, unless specifically listed as subcontracted, if any, were performed under my direction according to the approved methodologies listed in this document, and that based upon my inquiry of those individuals immediately responsible for obtaining the information, the material contained in this report is, to the best of my knowledge and belief, accurate and complete.

Edward Denson 11/11/08

SIGNATURE DATE

Tod Kopyscinski
Air Laboratory Manager

Lisa Dagnoli
General Manager

Edward Denson
Technical Director

Daren Damboragian
Organics Department Supervisor

* See end of data tabulation for notes and comments pertaining to this sample

con-test ANALYTICAL LABORATORY

39 Spruce Street ° East Longmeadow, MA 01028 ° FAX 413/525-6405 ° TEL. 413/525-2332

S. PERHALA
METCALF & EDDY - WALLINGFORD
860 N. MAIN STREET EXTENSION
WALLINGFORD, CT 06492

11/11/2008

Purchase Order No.:

Project Location: SKINNER ST, EAST HAMPTON, CT
Date Received: 10/24/2008
Field Sample # : SB1 1-2FT

LIMS-BAT #: LIMT-20833
Job Number: 60049287.02

Sample ID : 08B43306

‡Sampled : 10/24/2008
Not Specified

Sample Matrix: SOIL

	Units	Results	Date Analyzed	Analyst	RL	SPEC Limit Lo	SPEC Limit Hi	P/ F
Acetone	mg/kg dry wt	ND	10/27/08	MFF	0.11			
Acrylonitrile	mg/kg dry wt	ND	10/27/08	MFF	0.007			
tert-Amylmethyl Ether	mg/kg dry wt	ND	10/27/08	MFF	0.002			
Benzene	mg/kg dry wt	ND	10/27/08	MFF	0.003			
Bromobenzene	mg/kg dry wt	ND	10/27/08	MFF	0.003			
Bromochloromethane	mg/kg dry wt	ND	10/27/08	MFF	0.003			
Bromodichloromethane	mg/kg dry wt	ND	10/27/08	MFF	0.003			
Bromoform	mg/kg dry wt	ND	10/27/08	MFF	0.011			
Bromomethane	mg/kg dry wt	ND	10/27/08	MFF	0.011			
2-Butanone (MEK)	mg/kg dry wt	ND	10/27/08	MFF	0.042			
tert-Butyl Alcohol	mg/kg dry wt	ND	10/27/08	MFF	0.042			
n-Butylbenzene	mg/kg dry wt	ND	10/27/08	MFF	0.003			
sec-Butylbenzene	mg/kg dry wt	ND	10/27/08	MFF	0.003			
tert-Butylbenzene	mg/kg dry wt	ND	10/27/08	MFF	0.003			
tert-Butylethyl Ether	mg/kg dry wt	ND	10/27/08	MFF	0.002			
Carbon Disulfide	mg/kg dry wt	ND	10/27/08	MFF	0.007			
Carbon Tetrachloride	mg/kg dry wt	ND	10/27/08	MFF	0.003			
Chlorobenzene	mg/kg dry wt	ND	10/27/08	MFF	0.003			
Chlorodibromomethane	mg/kg dry wt	ND	10/27/08	MFF	0.002			
Chloroethane	mg/kg dry wt	ND	10/27/08	MFF	0.021			
Chloroform	mg/kg dry wt	ND	10/27/08	MFF	0.005			
Chloromethane	mg/kg dry wt	ND	10/27/08	MFF	0.011			
2-Chlorotoluene	mg/kg dry wt	ND	10/27/08	MFF	0.003			
4-Chlorotoluene	mg/kg dry wt	ND	10/27/08	MFF	0.003			
1,2-Dibromo-3-Chloropropane	mg/kg dry wt	ND	10/27/08	MFF	0.003			
1,2-Dibromoethane	mg/kg dry wt	ND	10/27/08	MFF	0.002			
Dibromomethane	mg/kg dry wt	ND	10/27/08	MFF	0.003			
1,2-Dichlorobenzene	mg/kg dry wt	ND	10/27/08	MFF	0.003			
1,3-Dichlorobenzene	mg/kg dry wt	ND	10/27/08	MFF	0.003			

RL = Reporting Limit

ND = Not Detected at or above the Reporting Limit

NM = Not Measured

SPEC LIMIT = a client specified recommended or regulatory level for comparison with data to determine PASS (P) or FAIL (F) condition of results.

* = See end of report for comments and notes applying to this sample

‡ = See attached chain-of-custody record for time sampled

con-test ANALYTICAL LABORATORY

39 Spruce Street ° East Longmeadow, MA 01028 ° FAX 413/525-6405 ° TEL. 413/525-2332

S. PERHALA
METCALF & EDDY - WALLINGFORD
860 N. MAIN STREET EXTENSION
WALLINGFORD, CT 06492

11/11/2008

Purchase Order No.:

Project Location: SKINNER ST, EAST HAMPTON, CT
Date Received: 10/24/2008
Field Sample # : SB1 1-2FT

LIMS-BAT #: LIMT-20833
Job Number: 60049287.02

Sample ID : 08B43306

‡Sampled : 10/24/2008
Not Specified

Sample Matrix: SOIL

	Units	Results	Date Analyzed	Analyst	RL	SPEC Limit Lo	SPEC Limit Hi	P/ F
1,4-Dichlorobenzene	mg/kg dry wt	ND	10/27/08	MFF	0.003			
trans-1,4-Dichloro-2-Butene	mg/kg dry wt	ND	10/27/08	MFF	0.011			
Dichlorodifluoromethane	mg/kg dry wt	ND	10/27/08	MFF	0.021			
1,1-Dichloroethane	mg/kg dry wt	ND	10/27/08	MFF	0.003			
1,2-Dichloroethane	mg/kg dry wt	ND	10/27/08	MFF	0.003			
1,1-Dichloroethylene	mg/kg dry wt	ND	10/27/08	MFF	0.005			
cis-1,2-Dichloroethylene	mg/kg dry wt	ND	10/27/08	MFF	0.003			
trans-1,2-Dichloroethylene	mg/kg dry wt	ND	10/27/08	MFF	0.003			
1,2-Dichloropropane	mg/kg dry wt	ND	10/27/08	MFF	0.003			
1,3-Dichloropropane	mg/kg dry wt	ND	10/27/08	MFF	0.002			
2,2-Dichloropropane	mg/kg dry wt	ND	10/27/08	MFF	0.003			
1,1-Dichloropropene	mg/kg dry wt	ND	10/27/08	MFF	0.003			
cis-1,3-Dichloropropene	mg/kg dry wt	ND	10/27/08	MFF	0.002			
trans-1,3-Dichloropropene	mg/kg dry wt	ND	10/27/08	MFF	0.002			
Diethyl Ether	mg/kg dry wt	ND	10/27/08	MFF	0.021			
Diisopropyl Ether	mg/kg dry wt	ND	10/27/08	MFF	0.002			
1,4-Dioxane	mg/kg dry wt	ND	10/27/08	MFF	0.11			
Ethyl Benzene	mg/kg dry wt	ND	10/27/08	MFF	0.003			
Hexachlorobutadiene	mg/kg dry wt	ND	10/27/08	MFF	0.003			
2-Hexanone	mg/kg dry wt	ND	10/27/08	MFF	0.11			
Isopropylbenzene	mg/kg dry wt	ND	10/27/08	MFF	0.003			
p-Isopropyltoluene	mg/kg dry wt	ND	10/27/08	MFF	0.003			
MTBE	mg/kg dry wt	ND	10/27/08	MFF	0.005			
Methylene Chloride	mg/kg dry wt	ND	10/27/08	MFF	0.021			
MIBK	mg/kg dry wt	ND	10/27/08	MFF	0.021			
Naphthalene	mg/kg dry wt	ND	10/27/08	MFF	0.011			
n-Propylbenzene	mg/kg dry wt	ND	10/27/08	MFF	0.003			
Styrene	mg/kg dry wt	ND	10/27/08	MFF	0.011			
1,1,1,2-Tetrachloroethane	mg/kg dry wt	ND	10/27/08	MFF	0.003			

RL = Reporting Limit

ND = Not Detected at or above the Reporting Limit

NM = Not Measured

SPEC LIMIT = a client specified recommended or regulatory level for comparison with data to determine PASS (P) or FAIL (F) condition of results.

* = See end of report for comments and notes applying to this sample

‡ = See attached chain-of-custody record for time sampled

con-test ANALYTICAL LABORATORY

39 Spruce Street ° East Longmeadow, MA 01028 ° FAX 413/525-6405 ° TEL. 413/525-2332

S. PERHALA
METCALF & EDDY - WALLINGFORD
860 N. MAIN STREET EXTENSION
WALLINGFORD, CT 06492

11/11/2008

Purchase Order No.:

Project Location: SKINNER ST, EAST HAMPTON, CT
Date Received: 10/24/2008
Field Sample # : SB1 1-2FT

LIMS-BAT #: LIMT-20833
Job Number: 60049287.02

Sample ID : 08B43306 ‡Sampled : 10/24/2008
Not Specified

Sample Matrix: SOIL

	Units	Results	Date Analyzed	Analyst	RL	SPEC Limit Lo	SPEC Limit Hi	P/ F
1,1,2,2-Tetrachloroethane	mg/kg dry wt	ND	10/27/08	MFF	0.002			
Tetrachloroethylene	mg/kg dry wt	ND	10/27/08	MFF	0.003			
Tetrahydrofuran	mg/kg dry wt	ND	10/27/08	MFF	0.011			
Toluene	mg/kg dry wt	ND	10/27/08	MFF	0.003			
1,2,3-Trichlorobenzene	mg/kg dry wt	ND	10/27/08	MFF	0.011			
1,2,4-Trichlorobenzene	mg/kg dry wt	ND	10/27/08	MFF	0.011			
1,1,1-Trichloroethane	mg/kg dry wt	ND	10/27/08	MFF	0.003			
1,1,2-Trichloroethane	mg/kg dry wt	ND	10/27/08	MFF	0.003			
Trichloroethylene	mg/kg dry wt	ND	10/27/08	MFF	0.003			
Trichlorofluoromethane	mg/kg dry wt	ND	10/27/08	MFF	0.011			
1,2,3-Trichloropropane	mg/kg dry wt	ND	10/27/08	MFF	0.003			
1,1,2-Trichloro-1,2,2-Trifluoroethane	mg/kg dry wt	ND	10/27/08	MFF	0.011			
1,2,4-Trimethylbenzene	mg/kg dry wt	ND	10/27/08	MFF	0.003			
1,3,5-Trimethylbenzene	mg/kg dry wt	ND	10/27/08	MFF	0.003			
Vinyl Chloride	mg/kg dry wt	ND	10/27/08	MFF	0.011			
m + p Xylene	mg/kg dry wt	ND	10/27/08	MFF	0.005			
o-Xylene	mg/kg dry wt	ND	10/27/08	MFF	0.003			

Analytical Method:
SW846 8260
SAMPLES ARE CONCENTRATED BY PURGE & TRAP, FOLLOWED BY GC/MS TARGET COMPOUND ANALYSIS. REPORTED RESULTS AND REPORTING LIMITS FOR 1,4-DIOXANE AND TERT-BUTYLALCOHOL ARE ESTIMATED SINCE RESPONSE FACTORS FOR THESE COMPOUNDS ARE BELOW METHOD SPECIFICATIONS.

RL = Reporting Limit

ND = Not Detected at or above the Reporting Limit

NM = Not Measured

SPEC LIMIT = a client specified recommended or regulatory level for comparison with data to determine PASS (P) or FAIL (F) condition of results.

* = See end of report for comments and notes applying to this sample

‡ = See attached chain-of-custody record for time sampled

con-test ANALYTICAL LABORATORY

39 Spruce Street ° East Longmeadow, MA 01028 ° FAX 413/525-6405 ° TEL. 413/525-2332

S. PERHALA
METCALF & EDDY - WALLINGFORD
860 N. MAIN STREET EXTENSION
WALLINGFORD, CT 06492

11/11/2008

Purchase Order No.:

Project Location: SKINNER ST, EAST HAMPTON, CT
Date Received: 10/24/2008
Field Sample # : SB1 6-7FT

LIMS-BAT #: LIMT-20833
Job Number: 60049287.02

Sample ID : *08B43307

‡Sampled : 10/24/2008
Not Specified

Sample Matrix: SOIL

	Units	Results	Date Analyzed	Analyst	RL	SPEC Limit Lo	SPEC Limit Hi	P/ F
Acetone	mg/kg dry wt	ND	10/27/08	MFF	0.099			
Acrylonitrile	mg/kg dry wt	ND	10/27/08	MFF	0.006			
tert-Amylmethyl Ether	mg/kg dry wt	ND	10/27/08	MFF	0.001			
Benzene	mg/kg dry wt	ND	10/27/08	MFF	0.002			
Bromobenzene	mg/kg dry wt	ND	10/27/08	MFF	0.002			
Bromochloromethane	mg/kg dry wt	ND	10/27/08	MFF	0.002			
Bromodichloromethane	mg/kg dry wt	ND	10/27/08	MFF	0.002			
Bromoform	mg/kg dry wt	ND	10/27/08	MFF	0.010			
Bromomethane	mg/kg dry wt	ND	10/27/08	MFF	0.010			
2-Butanone (MEK)	mg/kg dry wt	ND	10/27/08	MFF	0.040			
tert-Butyl Alcohol	mg/kg dry wt	ND	10/27/08	MFF	0.040			
n-Butylbenzene	mg/kg dry wt	ND	10/27/08	MFF	0.002			
sec-Butylbenzene	mg/kg dry wt	ND	10/27/08	MFF	0.002			
tert-Butylbenzene	mg/kg dry wt	ND	10/27/08	MFF	0.002			
tert-Butylethyl Ether	mg/kg dry wt	ND	10/27/08	MFF	0.001			
Carbon Disulfide	mg/kg dry wt	ND	10/27/08	MFF	0.006			
Carbon Tetrachloride	mg/kg dry wt	ND	10/27/08	MFF	0.002			
Chlorobenzene	mg/kg dry wt	ND	10/27/08	MFF	0.002			
Chlorodibromomethane	mg/kg dry wt	ND	10/27/08	MFF	0.001			
Chloroethane	mg/kg dry wt	ND	10/27/08	MFF	0.020			
Chloroform	mg/kg dry wt	ND	10/27/08	MFF	0.004			
Chloromethane	mg/kg dry wt	ND	10/27/08	MFF	0.010			
2-Chlorotoluene	mg/kg dry wt	ND	10/27/08	MFF	0.002			
4-Chlorotoluene	mg/kg dry wt	ND	10/27/08	MFF	0.002			
1,2-Dibromo-3-Chloropropane	mg/kg dry wt	ND	10/27/08	MFF	0.002			
1,2-Dibromoethane	mg/kg dry wt	ND	10/27/08	MFF	0.001			
Dibromomethane	mg/kg dry wt	ND	10/27/08	MFF	0.002			
1,2-Dichlorobenzene	mg/kg dry wt	ND	10/27/08	MFF	0.002			
1,3-Dichlorobenzene	mg/kg dry wt	ND	10/27/08	MFF	0.002			

RL = Reporting Limit

ND = Not Detected at or above the Reporting Limit

NM = Not Measured

SPEC LIMIT = a client specified recommended or regulatory level for comparison with data to determine PASS (P) or FAIL (F) condition of results.

* = See end of report for comments and notes applying to this sample

‡ = See attached chain-of-custody record for time sampled

con-test ANALYTICAL LABORATORY

39 Spruce Street ° East Longmeadow, MA 01028 ° FAX 413/525-6405 ° TEL. 413/525-2332

S. PERHALA
METCALF & EDDY - WALLINGFORD
860 N. MAIN STREET EXTENSION
WALLINGFORD, CT 06492

11/11/2008

Purchase Order No.:

Project Location: SKINNER ST, EAST HAMPTON, CT
Date Received: 10/24/2008
Field Sample # : SB1 6-7FT

LIMS-BAT #: LIMT-20833
Job Number: 60049287.02

Sample ID : *08B43307

‡Sampled : 10/24/2008
Not Specified

Sample Matrix: SOIL

	Units	Results	Date Analyzed	Analyst	RL	SPEC Limit Lo	SPEC Limit Hi	P/ F
1,4-Dichlorobenzene	mg/kg dry wt	ND	10/27/08	MFF	0.002			
trans-1,4-Dichloro-2-Butene	mg/kg dry wt	ND	10/27/08	MFF	0.010			
Dichlorodifluoromethane	mg/kg dry wt	ND	10/27/08	MFF	0.020			
1,1-Dichloroethane	mg/kg dry wt	ND	10/27/08	MFF	0.002			
1,2-Dichloroethane	mg/kg dry wt	ND	10/27/08	MFF	0.002			
1,1-Dichloroethylene	mg/kg dry wt	ND	10/27/08	MFF	0.004			
cis-1,2-Dichloroethylene	mg/kg dry wt	ND	10/27/08	MFF	0.002			
trans-1,2-Dichloroethylene	mg/kg dry wt	ND	10/27/08	MFF	0.002			
1,2-Dichloropropane	mg/kg dry wt	ND	10/27/08	MFF	0.002			
1,3-Dichloropropane	mg/kg dry wt	ND	10/27/08	MFF	0.001			
2,2-Dichloropropane	mg/kg dry wt	ND	10/27/08	MFF	0.002			
1,1-Dichloropropene	mg/kg dry wt	ND	10/27/08	MFF	0.002			
cis-1,3-Dichloropropene	mg/kg dry wt	ND	10/27/08	MFF	0.001			
trans-1,3-Dichloropropene	mg/kg dry wt	ND	10/27/08	MFF	0.001			
Diethyl Ether	mg/kg dry wt	ND	10/27/08	MFF	0.020			
Diisopropyl Ether	mg/kg dry wt	ND	10/27/08	MFF	0.001			
1,4-Dioxane	mg/kg dry wt	ND	10/27/08	MFF	0.099			
Ethyl Benzene	mg/kg dry wt	ND	10/27/08	MFF	0.002			
Hexachlorobutadiene	mg/kg dry wt	ND	10/27/08	MFF	0.002			
2-Hexanone	mg/kg dry wt	ND	10/27/08	MFF	0.099			
Isopropylbenzene	mg/kg dry wt	ND	10/27/08	MFF	0.002			
p-Isopropyltoluene	mg/kg dry wt	ND	10/27/08	MFF	0.002			
MTBE	mg/kg dry wt	ND	10/27/08	MFF	0.004			
Methylene Chloride	mg/kg dry wt	ND	10/27/08	MFF	0.020			
MIBK	mg/kg dry wt	ND	10/27/08	MFF	0.020			
Naphthalene	mg/kg dry wt	ND	10/27/08	MFF	0.010			
n-Propylbenzene	mg/kg dry wt	ND	10/27/08	MFF	0.002			
Styrene	mg/kg dry wt	ND	10/27/08	MFF	0.010			
1,1,1,2-Tetrachloroethane	mg/kg dry wt	ND	10/27/08	MFF	0.002			

RL = Reporting Limit

ND = Not Detected at or above the Reporting Limit

NM = Not Measured

SPEC LIMIT = a client specified recommended or regulatory level for comparison with data to determine PASS (P) or FAIL (F) condition of results.

* = See end of report for comments and notes applying to this sample

‡ = See attached chain-of-custody record for time sampled

con-test ANALYTICAL LABORATORY

39 Spruce Street ° East Longmeadow, MA 01028 ° FAX 413/525-6405 ° TEL. 413/525-2332

S. PERHALA
METCALF & EDDY - WALLINGFORD
860 N. MAIN STREET EXTENSION
WALLINGFORD, CT 06492

11/11/2008

Purchase Order No.:

Project Location: SKINNER ST, EAST HAMPTON, CT
Date Received: 10/24/2008
Field Sample # : SB1 6-7FT

LIMS-BAT #: LIMT-20833
Job Number: 60049287.02

Sample ID : *08B43307

‡Sampled : 10/24/2008
Not Specified

Sample Matrix: SOIL

	Units	Results	Date Analyzed	Analyst	RL	SPEC Limit Lo	SPEC Limit Hi	P/ F
1,1,2,2-Tetrachloroethane	mg/kg dry wt	ND	10/27/08	MFF	0.001			
Tetrachloroethylene	mg/kg dry wt	ND	10/27/08	MFF	0.002			
Tetrahydrofuran	mg/kg dry wt	ND	10/27/08	MFF	0.010			
Toluene	mg/kg dry wt	ND	10/27/08	MFF	0.002			
1,2,3-Trichlorobenzene	mg/kg dry wt	ND	10/27/08	MFF	0.010			
1,2,4-Trichlorobenzene	mg/kg dry wt	ND	10/27/08	MFF	0.010			
1,1,1-Trichloroethane	mg/kg dry wt	ND	10/27/08	MFF	0.002			
1,1,2-Trichloroethane	mg/kg dry wt	ND	10/27/08	MFF	0.002			
Trichloroethylene	mg/kg dry wt	ND	10/27/08	MFF	0.002			
Trichlorofluoromethane	mg/kg dry wt	ND	10/27/08	MFF	0.010			
1,2,3-Trichloropropane	mg/kg dry wt	ND	10/27/08	MFF	0.002			
1,1,2-Trichloro-1,2,2-Trifluoroethane	mg/kg dry wt	ND	10/27/08	MFF	0.010			
1,2,4-Trimethylbenzene	mg/kg dry wt	ND	10/27/08	MFF	0.002			
1,3,5-Trimethylbenzene	mg/kg dry wt	ND	10/27/08	MFF	0.002			
Vinyl Chloride	mg/kg dry wt	ND	10/27/08	MFF	0.010			
m + p Xylene	mg/kg dry wt	ND	10/27/08	MFF	0.004			
o-Xylene	mg/kg dry wt	ND	10/27/08	MFF	0.002			

Analytical Method:
SW846 8260
SAMPLES ARE CONCENTRATED BY PURGE & TRAP, FOLLOWED BY GC/MS TARGET COMPOUND ANALYSIS. REPORTED RESULTS AND REPORTING LIMITS FOR 1,4-DIOXANE AND TERT-BUTYLALCOHOL ARE ESTIMATED SINCE RESPONSE FACTORS FOR THESE COMPOUNDS ARE BELOW METHOD SPECIFICATIONS.

RL = Reporting Limit

ND = Not Detected at or above the Reporting Limit

NM = Not Measured

SPEC LIMIT = a client specified recommended or regulatory level for comparison with data to determine PASS (P) or FAIL (F) condition of results.

* = See end of report for comments and notes applying to this sample

‡ = See attached chain-of-custody record for time sampled

con-test ANALYTICAL LABORATORY

39 Spruce Street ° East Longmeadow, MA 01028 ° FAX 413/525-6405 ° TEL. 413/525-2332

S. PERHALA
METCALF & EDDY - WALLINGFORD
860 N. MAIN STREET EXTENSION
WALLINGFORD, CT 06492

11/11/2008

Purchase Order No.:

Project Location: SKINNER ST, EAST HAMPTON, CT
Date Received: 10/24/2008
Field Sample # : SB2 3-4FT

LIMS-BAT #: LIMT-20833
Job Number: 60049287.02

Sample ID : 08B43308

‡Sampled : 10/24/2008
Not Specified

Sample Matrix: SOIL

	Units	Results	Date Analyzed	Analyst	RL	SPEC Limit Lo	SPEC Limit Hi	P/ F
Acetone	mg/kg dry wt	ND	10/27/08	MFF	0.12			
Acrylonitrile	mg/kg dry wt	ND	10/27/08	MFF	0.008			
tert-Amylmethyl Ether	mg/kg dry wt	ND	10/27/08	MFF	0.002			
Benzene	mg/kg dry wt	ND	10/27/08	MFF	0.003			
Bromobenzene	mg/kg dry wt	ND	10/27/08	MFF	0.003			
Bromochloromethane	mg/kg dry wt	ND	10/27/08	MFF	0.003			
Bromodichloromethane	mg/kg dry wt	ND	10/27/08	MFF	0.003			
Bromoform	mg/kg dry wt	ND	10/27/08	MFF	0.012			
Bromomethane	mg/kg dry wt	ND	10/27/08	MFF	0.012			
2-Butanone (MEK)	mg/kg dry wt	ND	10/27/08	MFF	0.048			
tert-Butyl Alcohol	mg/kg dry wt	ND	10/27/08	MFF	0.048			
n-Butylbenzene	mg/kg dry wt	ND	10/27/08	MFF	0.003			
sec-Butylbenzene	mg/kg dry wt	ND	10/27/08	MFF	0.003			
tert-Butylbenzene	mg/kg dry wt	ND	10/27/08	MFF	0.003			
tert-Butylethyl Ether	mg/kg dry wt	ND	10/27/08	MFF	0.002			
Carbon Disulfide	mg/kg dry wt	ND	10/27/08	MFF	0.008			
Carbon Tetrachloride	mg/kg dry wt	ND	10/27/08	MFF	0.003			
Chlorobenzene	mg/kg dry wt	ND	10/27/08	MFF	0.003			
Chlorodibromomethane	mg/kg dry wt	ND	10/27/08	MFF	0.002			
Chloroethane	mg/kg dry wt	ND	10/27/08	MFF	0.024			
Chloroform	mg/kg dry wt	ND	10/27/08	MFF	0.005			
Chloromethane	mg/kg dry wt	ND	10/27/08	MFF	0.012			
2-Chlorotoluene	mg/kg dry wt	ND	10/27/08	MFF	0.003			
4-Chlorotoluene	mg/kg dry wt	ND	10/27/08	MFF	0.003			
1,2-Dibromo-3-Chloropropane	mg/kg dry wt	ND	10/27/08	MFF	0.003			
1,2-Dibromoethane	mg/kg dry wt	ND	10/27/08	MFF	0.002			
Dibromomethane	mg/kg dry wt	ND	10/27/08	MFF	0.003			
1,2-Dichlorobenzene	mg/kg dry wt	ND	10/27/08	MFF	0.003			
1,3-Dichlorobenzene	mg/kg dry wt	ND	10/27/08	MFF	0.003			

RL = Reporting Limit

ND = Not Detected at or above the Reporting Limit

NM = Not Measured

SPEC LIMIT = a client specified recommended or regulatory level for comparison with data to determine PASS (P) or FAIL (F) condition of results.

* = See end of report for comments and notes applying to this sample

‡ = See attached chain-of-custody record for time sampled

con-test ANALYTICAL LABORATORY

39 Spruce Street ° East Longmeadow, MA 01028 ° FAX 413/525-6405 ° TEL. 413/525-2332

S. PERHALA
METCALF & EDDY - WALLINGFORD
860 N. MAIN STREET EXTENSION
WALLINGFORD, CT 06492

11/11/2008

Purchase Order No.:

Project Location: SKINNER ST, EAST HAMPTON, CT
Date Received: 10/24/2008
Field Sample # : SB2 3-4FT

LIMS-BAT #: LIMT-20833
Job Number: 60049287.02

Sample ID : 08B43308

‡Sampled : 10/24/2008
Not Specified

Sample Matrix: SOIL

	Units	Results	Date Analyzed	Analyst	RL	SPEC Limit Lo	SPEC Limit Hi	P/ F
1,4-Dichlorobenzene	mg/kg dry wt	ND	10/27/08	MFF	0.003			
trans-1,4-Dichloro-2-Butene	mg/kg dry wt	ND	10/27/08	MFF	0.012			
Dichlorodifluoromethane	mg/kg dry wt	ND	10/27/08	MFF	0.024			
1,1-Dichloroethane	mg/kg dry wt	ND	10/27/08	MFF	0.003			
1,2-Dichloroethane	mg/kg dry wt	ND	10/27/08	MFF	0.003			
1,1-Dichloroethylene	mg/kg dry wt	ND	10/27/08	MFF	0.005			
cis-1,2-Dichloroethylene	mg/kg dry wt	ND	10/27/08	MFF	0.003			
trans-1,2-Dichloroethylene	mg/kg dry wt	ND	10/27/08	MFF	0.003			
1,2-Dichloropropane	mg/kg dry wt	ND	10/27/08	MFF	0.003			
1,3-Dichloropropane	mg/kg dry wt	ND	10/27/08	MFF	0.002			
2,2-Dichloropropane	mg/kg dry wt	ND	10/27/08	MFF	0.003			
1,1-Dichloropropene	mg/kg dry wt	ND	10/27/08	MFF	0.003			
cis-1,3-Dichloropropene	mg/kg dry wt	ND	10/27/08	MFF	0.002			
trans-1,3-Dichloropropene	mg/kg dry wt	ND	10/27/08	MFF	0.002			
Diethyl Ether	mg/kg dry wt	ND	10/27/08	MFF	0.024			
Diisopropyl Ether	mg/kg dry wt	ND	10/27/08	MFF	0.002			
1,4-Dioxane	mg/kg dry wt	ND	10/27/08	MFF	0.12			
Ethyl Benzene	mg/kg dry wt	ND	10/27/08	MFF	0.003			
Hexachlorobutadiene	mg/kg dry wt	ND	10/27/08	MFF	0.003			
2-Hexanone	mg/kg dry wt	ND	10/27/08	MFF	0.12			
Isopropylbenzene	mg/kg dry wt	ND	10/27/08	MFF	0.003			
p-Isopropyltoluene	mg/kg dry wt	ND	10/27/08	MFF	0.003			
MTBE	mg/kg dry wt	ND	10/27/08	MFF	0.005			
Methylene Chloride	mg/kg dry wt	ND	10/27/08	MFF	0.024			
MIBK	mg/kg dry wt	ND	10/27/08	MFF	0.024			
Naphthalene	mg/kg dry wt	ND	10/27/08	MFF	0.012			
n-Propylbenzene	mg/kg dry wt	ND	10/27/08	MFF	0.003			
Styrene	mg/kg dry wt	ND	10/27/08	MFF	0.012			
1,1,1,2-Tetrachloroethane	mg/kg dry wt	ND	10/27/08	MFF	0.003			

RL = Reporting Limit

ND = Not Detected at or above the Reporting Limit

NM = Not Measured

SPEC LIMIT = a client specified recommended or regulatory level for comparison with data to determine PASS (P) or FAIL (F) condition of results.

* = See end of report for comments and notes applying to this sample

‡ = See attached chain-of-custody record for time sampled

con-test ANALYTICAL LABORATORY

39 Spruce Street ° East Longmeadow, MA 01028 ° FAX 413/525-6405 ° TEL. 413/525-2332

S. PERHALA
METCALF & EDDY - WALLINGFORD
860 N. MAIN STREET EXTENSION
WALLINGFORD, CT 06492

11/11/2008

Purchase Order No.:

Project Location: SKINNER ST, EAST HAMPTON, CT
Date Received: 10/24/2008
Field Sample # : SB2 3-4FT

LIMS-BAT #: LIMT-20833
Job Number: 60049287.02

Sample ID : 08B43308

‡Sampled : 10/24/2008
Not Specified

Sample Matrix: SOIL

	Units	Results	Date Analyzed	Analyst	RL	SPEC Limit Lo	SPEC Limit Hi	P/ F
1,1,2,2-Tetrachloroethane	mg/kg dry wt	ND	10/27/08	MFF	0.002			
Tetrachloroethylene	mg/kg dry wt	ND	10/27/08	MFF	0.003			
Tetrahydrofuran	mg/kg dry wt	ND	10/27/08	MFF	0.012			
Toluene	mg/kg dry wt	ND	10/27/08	MFF	0.003			
1,2,3-Trichlorobenzene	mg/kg dry wt	ND	10/27/08	MFF	0.012			
1,2,4-Trichlorobenzene	mg/kg dry wt	ND	10/27/08	MFF	0.012			
1,1,1-Trichloroethane	mg/kg dry wt	ND	10/27/08	MFF	0.003			
1,1,2-Trichloroethane	mg/kg dry wt	ND	10/27/08	MFF	0.003			
Trichloroethylene	mg/kg dry wt	ND	10/27/08	MFF	0.003			
Trichlorofluoromethane	mg/kg dry wt	ND	10/27/08	MFF	0.012			
1,2,3-Trichloropropane	mg/kg dry wt	ND	10/27/08	MFF	0.003			
1,1,2-Trichloro-1,2,2-Trifluoroethane	mg/kg dry wt	ND	10/27/08	MFF	0.012			
1,2,4-Trimethylbenzene	mg/kg dry wt	ND	10/27/08	MFF	0.003			
1,3,5-Trimethylbenzene	mg/kg dry wt	ND	10/27/08	MFF	0.003			
Vinyl Chloride	mg/kg dry wt	ND	10/27/08	MFF	0.012			
m + p Xylene	mg/kg dry wt	ND	10/27/08	MFF	0.005			
o-Xylene	mg/kg dry wt	ND	10/27/08	MFF	0.003			

Analytical Method:
SW846 8260
SAMPLES ARE CONCENTRATED BY PURGE & TRAP, FOLLOWED BY GC/MS TARGET COMPOUND ANALYSIS. REPORTED RESULTS AND REPORTING LIMITS FOR 1,4-DIOXANE AND TERT-BUTYLALCOHOL ARE ESTIMATED SINCE RESPONSE FACTORS FOR THESE COMPOUNDS ARE BELOW METHOD SPECIFICATIONS.

RL = Reporting Limit

ND = Not Detected at or above the Reporting Limit

NM = Not Measured

SPEC LIMIT = a client specified recommended or regulatory level for comparison with data to determine PASS (P) or FAIL (F) condition of results.

* = See end of report for comments and notes applying to this sample

‡ = See attached chain-of-custody record for time sampled

con-test ANALYTICAL LABORATORY

39 Spruce Street ° East Longmeadow, MA 01028 ° FAX 413/525-6405 ° TEL. 413/525-2332

S. PERHALA
METCALF & EDDY - WALLINGFORD
860 N. MAIN STREET EXTENSION
WALLINGFORD, CT 06492

11/11/2008

Purchase Order No.:

Project Location: SKINNER ST, EAST HAMPTON, CT
Date Received: 10/24/2008
Field Sample # : SB2 5-6FT

LIMS-BAT #: LIMT-20833
Job Number: 60049287.02

Sample ID : 08B43309

‡Sampled : 10/24/2008
Not Specified

Sample Matrix: SOIL

	Units	Results	Date Analyzed	Analyst	RL	SPEC Limit Lo	SPEC Limit Hi	P/ F
Acetone	mg/kg dry wt	ND	10/27/08	MFF	0.097			
Acrylonitrile	mg/kg dry wt	ND	10/27/08	MFF	0.006			
tert-Amylmethyl Ether	mg/kg dry wt	ND	10/27/08	MFF	0.001			
Benzene	mg/kg dry wt	ND	10/27/08	MFF	0.002			
Bromobenzene	mg/kg dry wt	ND	10/27/08	MFF	0.002			
Bromochloromethane	mg/kg dry wt	ND	10/27/08	MFF	0.002			
Bromodichloromethane	mg/kg dry wt	ND	10/27/08	MFF	0.002			
Bromoform	mg/kg dry wt	ND	10/27/08	MFF	0.010			
Bromomethane	mg/kg dry wt	ND	10/27/08	MFF	0.010			
2-Butanone (MEK)	mg/kg dry wt	ND	10/27/08	MFF	0.039			
tert-Butyl Alcohol	mg/kg dry wt	ND	10/27/08	MFF	0.039			
n-Butylbenzene	mg/kg dry wt	ND	10/27/08	MFF	0.002			
sec-Butylbenzene	mg/kg dry wt	ND	10/27/08	MFF	0.002			
tert-Butylbenzene	mg/kg dry wt	ND	10/27/08	MFF	0.002			
tert-Butylethyl Ether	mg/kg dry wt	ND	10/27/08	MFF	0.001			
Carbon Disulfide	mg/kg dry wt	ND	10/27/08	MFF	0.006			
Carbon Tetrachloride	mg/kg dry wt	ND	10/27/08	MFF	0.002			
Chlorobenzene	mg/kg dry wt	ND	10/27/08	MFF	0.002			
Chlorodibromomethane	mg/kg dry wt	ND	10/27/08	MFF	0.001			
Chloroethane	mg/kg dry wt	ND	10/27/08	MFF	0.020			
Chloroform	mg/kg dry wt	ND	10/27/08	MFF	0.004			
Chloromethane	mg/kg dry wt	ND	10/27/08	MFF	0.010			
2-Chlorotoluene	mg/kg dry wt	ND	10/27/08	MFF	0.002			
4-Chlorotoluene	mg/kg dry wt	ND	10/27/08	MFF	0.002			
1,2-Dibromo-3-Chloropropane	mg/kg dry wt	ND	10/27/08	MFF	0.002			
1,2-Dibromoethane	mg/kg dry wt	ND	10/27/08	MFF	0.001			
Dibromomethane	mg/kg dry wt	ND	10/27/08	MFF	0.002			
1,2-Dichlorobenzene	mg/kg dry wt	ND	10/27/08	MFF	0.002			
1,3-Dichlorobenzene	mg/kg dry wt	ND	10/27/08	MFF	0.002			

RL = Reporting Limit

ND = Not Detected at or above the Reporting Limit

NM = Not Measured

SPEC LIMIT = a client specified recommended or regulatory level for comparison with data to determine PASS (P) or FAIL (F) condition of results.

* = See end of report for comments and notes applying to this sample

‡ = See attached chain-of-custody record for time sampled

con-test ANALYTICAL LABORATORY

39 Spruce Street ° East Longmeadow, MA 01028 ° FAX 413/525-6405 ° TEL. 413/525-2332

S. PERHALA
METCALF & EDDY - WALLINGFORD
860 N. MAIN STREET EXTENSION
WALLINGFORD, CT 06492

11/11/2008

Purchase Order No.:

Project Location: SKINNER ST, EAST HAMPTON, CT
Date Received: 10/24/2008
Field Sample # : SB2 5-6FT

LIMS-BAT #: LIMT-20833
Job Number: 60049287.02

Sample ID : 08B43309

‡Sampled : 10/24/2008
Not Specified

Sample Matrix: SOIL

	Units	Results	Date Analyzed	Analyst	RL	SPEC Limit Lo	SPEC Limit Hi	P/ F
1,4-Dichlorobenzene	mg/kg dry wt	ND	10/27/08	MFF	0.002			
trans-1,4-Dichloro-2-Butene	mg/kg dry wt	ND	10/27/08	MFF	0.010			
Dichlorodifluoromethane	mg/kg dry wt	ND	10/27/08	MFF	0.020			
1,1-Dichloroethane	mg/kg dry wt	ND	10/27/08	MFF	0.002			
1,2-Dichloroethane	mg/kg dry wt	ND	10/27/08	MFF	0.002			
1,1-Dichloroethylene	mg/kg dry wt	ND	10/27/08	MFF	0.004			
cis-1,2-Dichloroethylene	mg/kg dry wt	ND	10/27/08	MFF	0.002			
trans-1,2-Dichloroethylene	mg/kg dry wt	ND	10/27/08	MFF	0.002			
1,2-Dichloropropane	mg/kg dry wt	ND	10/27/08	MFF	0.002			
1,3-Dichloropropane	mg/kg dry wt	ND	10/27/08	MFF	0.001			
2,2-Dichloropropane	mg/kg dry wt	ND	10/27/08	MFF	0.002			
1,1-Dichloropropene	mg/kg dry wt	ND	10/27/08	MFF	0.002			
cis-1,3-Dichloropropene	mg/kg dry wt	ND	10/27/08	MFF	0.001			
trans-1,3-Dichloropropene	mg/kg dry wt	ND	10/27/08	MFF	0.001			
Diethyl Ether	mg/kg dry wt	ND	10/27/08	MFF	0.020			
Diisopropyl Ether	mg/kg dry wt	ND	10/27/08	MFF	0.001			
1,4-Dioxane	mg/kg dry wt	ND	10/27/08	MFF	0.097			
Ethyl Benzene	mg/kg dry wt	ND	10/27/08	MFF	0.002			
Hexachlorobutadiene	mg/kg dry wt	ND	10/27/08	MFF	0.002			
2-Hexanone	mg/kg dry wt	ND	10/27/08	MFF	0.097			
Isopropylbenzene	mg/kg dry wt	ND	10/27/08	MFF	0.002			
p-Isopropyltoluene	mg/kg dry wt	ND	10/27/08	MFF	0.002			
MTBE	mg/kg dry wt	ND	10/27/08	MFF	0.004			
Methylene Chloride	mg/kg dry wt	ND	10/27/08	MFF	0.020			
MIBK	mg/kg dry wt	ND	10/27/08	MFF	0.020			
Naphthalene	mg/kg dry wt	ND	10/27/08	MFF	0.010			
n-Propylbenzene	mg/kg dry wt	ND	10/27/08	MFF	0.002			
Styrene	mg/kg dry wt	ND	10/27/08	MFF	0.010			
1,1,1,2-Tetrachloroethane	mg/kg dry wt	ND	10/27/08	MFF	0.002			

RL = Reporting Limit

ND = Not Detected at or above the Reporting Limit

NM = Not Measured

SPEC LIMIT = a client specified recommended or regulatory level for comparison with data to determine PASS (P) or FAIL (F) condition of results.

* = See end of report for comments and notes applying to this sample

‡ = See attached chain-of-custody record for time sampled

con-test ANALYTICAL LABORATORY

39 Spruce Street ° East Longmeadow, MA 01028 ° FAX 413/525-6405 ° TEL. 413/525-2332

S. PERHALA
METCALF & EDDY - WALLINGFORD
860 N. MAIN STREET EXTENSION
WALLINGFORD, CT 06492

11/11/2008

Purchase Order No.:

Project Location: SKINNER ST, EAST HAMPTON, CT
Date Received: 10/24/2008
Field Sample # : SB2 5-6FT

LIMS-BAT #: LIMT-20833
Job Number: 60049287.02

Sample ID : 08B43309

‡Sampled : 10/24/2008
Not Specified

Sample Matrix: SOIL

	Units	Results	Date Analyzed	Analyst	RL	SPEC Limit Lo	SPEC Limit Hi	P/ F
1,1,2,2-Tetrachloroethane	mg/kg dry wt	ND	10/27/08	MFF	0.001			
Tetrachloroethylene	mg/kg dry wt	ND	10/27/08	MFF	0.002			
Tetrahydrofuran	mg/kg dry wt	ND	10/27/08	MFF	0.010			
Toluene	mg/kg dry wt	ND	10/27/08	MFF	0.002			
1,2,3-Trichlorobenzene	mg/kg dry wt	ND	10/27/08	MFF	0.010			
1,2,4-Trichlorobenzene	mg/kg dry wt	ND	10/27/08	MFF	0.010			
1,1,1-Trichloroethane	mg/kg dry wt	ND	10/27/08	MFF	0.002			
1,1,2-Trichloroethane	mg/kg dry wt	ND	10/27/08	MFF	0.002			
Trichloroethylene	mg/kg dry wt	ND	10/27/08	MFF	0.002			
Trichlorofluoromethane	mg/kg dry wt	ND	10/27/08	MFF	0.010			
1,2,3-Trichloropropane	mg/kg dry wt	ND	10/27/08	MFF	0.002			
1,1,2-Trichloro-1,2,2-Trifluoroethane	mg/kg dry wt	ND	10/27/08	MFF	0.010			
1,2,4-Trimethylbenzene	mg/kg dry wt	ND	10/27/08	MFF	0.002			
1,3,5-Trimethylbenzene	mg/kg dry wt	ND	10/27/08	MFF	0.002			
Vinyl Chloride	mg/kg dry wt	ND	10/27/08	MFF	0.010			
m + p Xylene	mg/kg dry wt	ND	10/27/08	MFF	0.004			
o-Xylene	mg/kg dry wt	ND	10/27/08	MFF	0.002			

Analytical Method:
SW846 8260
SAMPLES ARE CONCENTRATED BY PURGE & TRAP, FOLLOWED BY GC/MS TARGET COMPOUND ANALYSIS. REPORTED RESULTS AND REPORTING LIMITS FOR 1,4-DIOXANE AND TERT-BUTYLALCOHOL ARE ESTIMATED SINCE RESPONSE FACTORS FOR THESE COMPOUNDS ARE BELOW METHOD SPECIFICATIONS.

RL = Reporting Limit

ND = Not Detected at or above the Reporting Limit

NM = Not Measured

SPEC LIMIT = a client specified recommended or regulatory level for comparison with data to determine PASS (P) or FAIL (F) condition of results.

* = See end of report for comments and notes applying to this sample

‡ = See attached chain-of-custody record for time sampled

con-test ANALYTICAL LABORATORY

39 Spruce Street ° East Longmeadow, MA 01028 ° FAX 413/525-6405 ° TEL. 413/525-2332

S. PERHALA
METCALF & EDDY - WALLINGFORD
860 N. MAIN STREET EXTENSION
WALLINGFORD, CT 06492

11/11/2008

Purchase Order No.:

Project Location: SKINNER ST, EAST HAMPTON, CT
Date Received: 10/24/2008
Field Sample # : SB3 0.5-1.5FT

LIMS-BAT #: LIMT-20833
Job Number: 60049287.02

Sample ID : 08B43310

‡Sampled : 10/24/2008
Not Specified

Sample Matrix: SOIL

	Units	Results	Date Analyzed	Analyst	RL	SPEC Limit Lo	SPEC Limit Hi	P/ F
Acetone	mg/kg dry wt	ND	10/27/08	MFF	0.13			
Acrylonitrile	mg/kg dry wt	ND	10/27/08	MFF	0.008			
tert-Amylmethyl Ether	mg/kg dry wt	ND	10/27/08	MFF	0.002			
Benzene	mg/kg dry wt	ND	10/27/08	MFF	0.003			
Bromobenzene	mg/kg dry wt	ND	10/27/08	MFF	0.003			
Bromochloromethane	mg/kg dry wt	ND	10/27/08	MFF	0.003			
Bromodichloromethane	mg/kg dry wt	ND	10/27/08	MFF	0.003			
Bromoform	mg/kg dry wt	ND	10/27/08	MFF	0.013			
Bromomethane	mg/kg dry wt	ND	10/27/08	MFF	0.013			
2-Butanone (MEK)	mg/kg dry wt	ND	10/27/08	MFF	0.050			
tert-Butyl Alcohol	mg/kg dry wt	ND	10/27/08	MFF	0.050			
n-Butylbenzene	mg/kg dry wt	ND	10/27/08	MFF	0.003			
sec-Butylbenzene	mg/kg dry wt	ND	10/27/08	MFF	0.003			
tert-Butylbenzene	mg/kg dry wt	ND	10/27/08	MFF	0.003			
tert-Butylethyl Ether	mg/kg dry wt	ND	10/27/08	MFF	0.002			
Carbon Disulfide	mg/kg dry wt	ND	10/27/08	MFF	0.008			
Carbon Tetrachloride	mg/kg dry wt	ND	10/27/08	MFF	0.003			
Chlorobenzene	mg/kg dry wt	0.043	10/27/08	MFF	0.003			
Chlorodibromomethane	mg/kg dry wt	ND	10/27/08	MFF	0.002			
Chloroethane	mg/kg dry wt	ND	10/27/08	MFF	0.025			
Chloroform	mg/kg dry wt	ND	10/27/08	MFF	0.005			
Chloromethane	mg/kg dry wt	ND	10/27/08	MFF	0.013			
2-Chlorotoluene	mg/kg dry wt	ND	10/27/08	MFF	0.003			
4-Chlorotoluene	mg/kg dry wt	ND	10/27/08	MFF	0.003			
1,2-Dibromo-3-Chloropropane	mg/kg dry wt	ND	10/27/08	MFF	0.003			
1,2-Dibromoethane	mg/kg dry wt	ND	10/27/08	MFF	0.002			
Dibromomethane	mg/kg dry wt	ND	10/27/08	MFF	0.003			
1,2-Dichlorobenzene	mg/kg dry wt	ND	10/27/08	MFF	0.003			
1,3-Dichlorobenzene	mg/kg dry wt	ND	10/27/08	MFF	0.003			

RL = Reporting Limit

ND = Not Detected at or above the Reporting Limit

NM = Not Measured

SPEC LIMIT = a client specified recommended or regulatory level for comparison with data to determine PASS (P) or FAIL (F) condition of results.

* = See end of report for comments and notes applying to this sample

‡ = See attached chain-of-custody record for time sampled

con-test ANALYTICAL LABORATORY

39 Spruce Street ° East Longmeadow, MA 01028 ° FAX 413/525-6405 ° TEL. 413/525-2332

S. PERHALA
METCALF & EDDY - WALLINGFORD
860 N. MAIN STREET EXTENSION
WALLINGFORD, CT 06492

11/11/2008

Purchase Order No.:

Project Location: SKINNER ST, EAST HAMPTON, CT
Date Received: 10/24/2008
Field Sample # : SB3 0.5-1.5FT

LIMS-BAT #: LIMT-20833
Job Number: 60049287.02

Sample ID : 08B43310 ‡Sampled : 10/24/2008
Not Specified

Sample Matrix: SOIL

	Units	Results	Date Analyzed	Analyst	RL	SPEC Limit Lo	SPEC Limit Hi	P/ F
1,4-Dichlorobenzene	mg/kg dry wt	ND	10/27/08	MFF	0.003			
trans-1,4-Dichloro-2-Butene	mg/kg dry wt	ND	10/27/08	MFF	0.013			
Dichlorodifluoromethane	mg/kg dry wt	ND	10/27/08	MFF	0.025			
1,1-Dichloroethane	mg/kg dry wt	ND	10/27/08	MFF	0.003			
1,2-Dichloroethane	mg/kg dry wt	ND	10/27/08	MFF	0.003			
1,1-Dichloroethylene	mg/kg dry wt	ND	10/27/08	MFF	0.005			
cis-1,2-Dichloroethylene	mg/kg dry wt	ND	10/27/08	MFF	0.003			
trans-1,2-Dichloroethylene	mg/kg dry wt	ND	10/27/08	MFF	0.003			
1,2-Dichloropropane	mg/kg dry wt	ND	10/27/08	MFF	0.003			
1,3-Dichloropropane	mg/kg dry wt	ND	10/27/08	MFF	0.002			
2,2-Dichloropropane	mg/kg dry wt	ND	10/27/08	MFF	0.003			
1,1-Dichloropropene	mg/kg dry wt	ND	10/27/08	MFF	0.003			
cis-1,3-Dichloropropene	mg/kg dry wt	ND	10/27/08	MFF	0.002			
trans-1,3-Dichloropropene	mg/kg dry wt	ND	10/27/08	MFF	0.002			
Diethyl Ether	mg/kg dry wt	ND	10/27/08	MFF	0.025			
Diisopropyl Ether	mg/kg dry wt	ND	10/27/08	MFF	0.002			
1,4-Dioxane	mg/kg dry wt	ND	10/27/08	MFF	0.13			
Ethyl Benzene	mg/kg dry wt	ND	10/27/08	MFF	0.003			
Hexachlorobutadiene	mg/kg dry wt	ND	10/27/08	MFF	0.003			
2-Hexanone	mg/kg dry wt	ND	10/27/08	MFF	0.13			
Isopropylbenzene	mg/kg dry wt	ND	10/27/08	MFF	0.003			
p-Isopropyltoluene	mg/kg dry wt	ND	10/27/08	MFF	0.003			
MTBE	mg/kg dry wt	ND	10/27/08	MFF	0.005			
Methylene Chloride	mg/kg dry wt	ND	10/27/08	MFF	0.025			
MIBK	mg/kg dry wt	ND	10/27/08	MFF	0.025			
Naphthalene	mg/kg dry wt	ND	10/27/08	MFF	0.013			
n-Propylbenzene	mg/kg dry wt	ND	10/27/08	MFF	0.003			
Styrene	mg/kg dry wt	ND	10/27/08	MFF	0.013			
1,1,1,2-Tetrachloroethane	mg/kg dry wt	ND	10/27/08	MFF	0.003			

RL = Reporting Limit

ND = Not Detected at or above the Reporting Limit

NM = Not Measured

SPEC LIMIT = a client specified recommended or regulatory level for comparison with data to determine PASS (P) or FAIL (F) condition of results.

* = See end of report for comments and notes applying to this sample

‡ = See attached chain-of-custody record for time sampled

con-test ANALYTICAL LABORATORY

39 Spruce Street ° East Longmeadow, MA 01028 ° FAX 413/525-6405 ° TEL. 413/525-2332

S. PERHALA
METCALF & EDDY - WALLINGFORD
860 N. MAIN STREET EXTENSION
WALLINGFORD, CT 06492

11/11/2008

Purchase Order No.:

Project Location: SKINNER ST, EAST HAMPTON, CT
Date Received: 10/24/2008
Field Sample # : SB3 0.5-1.5FT

LIMS-BAT #: LIMT-20833
Job Number: 60049287.02

Sample ID : 08B43310

‡Sampled : 10/24/2008
Not Specified

Sample Matrix: SOIL

	Units	Results	Date Analyzed	Analyst	RL	SPEC Limit Lo	SPEC Limit Hi	P/ F
1,1,2,2-Tetrachloroethane	mg/kg dry wt	ND	10/27/08	MFF	0.002			
Tetrachloroethylene	mg/kg dry wt	ND	10/27/08	MFF	0.003			
Tetrahydrofuran	mg/kg dry wt	ND	10/27/08	MFF	0.013			
Toluene	mg/kg dry wt	ND	10/27/08	MFF	0.003			
1,2,3-Trichlorobenzene	mg/kg dry wt	ND	10/27/08	MFF	0.013			
1,2,4-Trichlorobenzene	mg/kg dry wt	ND	10/27/08	MFF	0.013			
1,1,1-Trichloroethane	mg/kg dry wt	ND	10/27/08	MFF	0.003			
1,1,2-Trichloroethane	mg/kg dry wt	ND	10/27/08	MFF	0.003			
Trichloroethylene	mg/kg dry wt	ND	10/27/08	MFF	0.003			
Trichlorofluoromethane	mg/kg dry wt	ND	10/27/08	MFF	0.013			
1,2,3-Trichloropropane	mg/kg dry wt	ND	10/27/08	MFF	0.003			
1,1,2-Trichloro-1,2,2-Trifluoroethane	mg/kg dry wt	ND	10/27/08	MFF	0.013			
1,2,4-Trimethylbenzene	mg/kg dry wt	ND	10/27/08	MFF	0.003			
1,3,5-Trimethylbenzene	mg/kg dry wt	ND	10/27/08	MFF	0.003			
Vinyl Chloride	mg/kg dry wt	ND	10/27/08	MFF	0.013			
m + p Xylene	mg/kg dry wt	ND	10/27/08	MFF	0.005			
o-Xylene	mg/kg dry wt	ND	10/27/08	MFF	0.003			

Analytical Method:
SW846 8260
SAMPLES ARE CONCENTRATED BY PURGE & TRAP, FOLLOWED BY GC/MS TARGET COMPOUND ANALYSIS. REPORTED RESULTS AND REPORTING LIMITS FOR 1,4-DIOXANE AND TERT-BUTYLALCOHOL ARE ESTIMATED SINCE RESPONSE FACTORS FOR THESE COMPOUNDS ARE BELOW METHOD SPECIFICATIONS.

RL = Reporting Limit

ND = Not Detected at or above the Reporting Limit

NM = Not Measured

SPEC LIMIT = a client specified recommended or regulatory level for comparison with data to determine PASS (P) or FAIL (F) condition of results.

* = See end of report for comments and notes applying to this sample

‡ = See attached chain-of-custody record for time sampled

con-test ANALYTICAL LABORATORY

39 Spruce Street ° East Longmeadow, MA 01028 ° FAX 413/525-6405 ° TEL. 413/525-2332

S. PERHALA
METCALF & EDDY - WALLINGFORD
860 N. MAIN STREET EXTENSION
WALLINGFORD, CT 06492

11/11/2008

Purchase Order No.:

Project Location: SKINNER ST, EAST HAMPTON, CT
Date Received: 10/24/2008
Field Sample # : SB3 4-4.5FT

LIMS-BAT #: LIMT-20833
Job Number: 60049287.02

Sample ID : 08B43311

‡Sampled : 10/24/2008
Not Specified

Sample Matrix: SOIL

	Units	Results	Date Analyzed	Analyst	RL	SPEC Limit Lo	SPEC Limit Hi	P/ F
Acetone	mg/kg dry wt	ND	10/27/08	MFF	0.13			
Acrylonitrile	mg/kg dry wt	ND	10/27/08	MFF	0.008			
tert-Amylmethyl Ether	mg/kg dry wt	ND	10/27/08	MFF	0.002			
Benzene	mg/kg dry wt	ND	10/27/08	MFF	0.003			
Bromobenzene	mg/kg dry wt	ND	10/27/08	MFF	0.003			
Bromochloromethane	mg/kg dry wt	ND	10/27/08	MFF	0.003			
Bromodichloromethane	mg/kg dry wt	ND	10/27/08	MFF	0.003			
Bromoform	mg/kg dry wt	ND	10/27/08	MFF	0.013			
Bromomethane	mg/kg dry wt	ND	10/27/08	MFF	0.013			
2-Butanone (MEK)	mg/kg dry wt	ND	10/27/08	MFF	0.049			
tert-Butyl Alcohol	mg/kg dry wt	ND	10/27/08	MFF	0.049			
n-Butylbenzene	mg/kg dry wt	ND	10/27/08	MFF	0.003			
sec-Butylbenzene	mg/kg dry wt	ND	10/27/08	MFF	0.003			
tert-Butylbenzene	mg/kg dry wt	ND	10/27/08	MFF	0.003			
tert-Butylethyl Ether	mg/kg dry wt	ND	10/27/08	MFF	0.002			
Carbon Disulfide	mg/kg dry wt	ND	10/27/08	MFF	0.008			
Carbon Tetrachloride	mg/kg dry wt	ND	10/27/08	MFF	0.003			
Chlorobenzene	mg/kg dry wt	0.036	10/27/08	MFF	0.003			
Chlorodibromomethane	mg/kg dry wt	ND	10/27/08	MFF	0.002			
Chloroethane	mg/kg dry wt	ND	10/27/08	MFF	0.025			
Chloroform	mg/kg dry wt	ND	10/27/08	MFF	0.005			
Chloromethane	mg/kg dry wt	ND	10/27/08	MFF	0.013			
2-Chlorotoluene	mg/kg dry wt	ND	10/27/08	MFF	0.003			
4-Chlorotoluene	mg/kg dry wt	ND	10/27/08	MFF	0.003			
1,2-Dibromo-3-Chloropropane	mg/kg dry wt	ND	10/27/08	MFF	0.003			
1,2-Dibromoethane	mg/kg dry wt	ND	10/27/08	MFF	0.002			
Dibromomethane	mg/kg dry wt	ND	10/27/08	MFF	0.003			
1,2-Dichlorobenzene	mg/kg dry wt	ND	10/27/08	MFF	0.003			
1,3-Dichlorobenzene	mg/kg dry wt	ND	10/27/08	MFF	0.003			

RL = Reporting Limit

ND = Not Detected at or above the Reporting Limit

NM = Not Measured

SPEC LIMIT = a client specified recommended or regulatory level for comparison with data to determine PASS (P) or FAIL (F) condition of results.

* = See end of report for comments and notes applying to this sample

‡ = See attached chain-of-custody record for time sampled

con-test ANALYTICAL LABORATORY

39 Spruce Street ° East Longmeadow, MA 01028 ° FAX 413/525-6405 ° TEL. 413/525-2332

S. PERHALA
METCALF & EDDY - WALLINGFORD
860 N. MAIN STREET EXTENSION
WALLINGFORD, CT 06492

11/11/2008

Purchase Order No.:

Project Location: SKINNER ST, EAST HAMPTON, CT
Date Received: 10/24/2008
Field Sample # : SB3 4-4.5FT

LIMS-BAT #: LIMT-20833
Job Number: 60049287.02

Sample ID : 08B43311

‡Sampled : 10/24/2008
Not Specified

Sample Matrix: SOIL

	Units	Results	Date Analyzed	Analyst	RL	SPEC Limit Lo	SPEC Limit Hi	P/ F
1,4-Dichlorobenzene	mg/kg dry wt	ND	10/27/08	MFF	0.003			
trans-1,4-Dichloro-2-Butene	mg/kg dry wt	ND	10/27/08	MFF	0.013			
Dichlorodifluoromethane	mg/kg dry wt	ND	10/27/08	MFF	0.025			
1,1-Dichloroethane	mg/kg dry wt	ND	10/27/08	MFF	0.003			
1,2-Dichloroethane	mg/kg dry wt	ND	10/27/08	MFF	0.003			
1,1-Dichloroethylene	mg/kg dry wt	ND	10/27/08	MFF	0.005			
cis-1,2-Dichloroethylene	mg/kg dry wt	ND	10/27/08	MFF	0.003			
trans-1,2-Dichloroethylene	mg/kg dry wt	ND	10/27/08	MFF	0.003			
1,2-Dichloropropane	mg/kg dry wt	ND	10/27/08	MFF	0.003			
1,3-Dichloropropane	mg/kg dry wt	ND	10/27/08	MFF	0.002			
2,2-Dichloropropane	mg/kg dry wt	ND	10/27/08	MFF	0.003			
1,1-Dichloropropene	mg/kg dry wt	ND	10/27/08	MFF	0.003			
cis-1,3-Dichloropropene	mg/kg dry wt	ND	10/27/08	MFF	0.002			
trans-1,3-Dichloropropene	mg/kg dry wt	ND	10/27/08	MFF	0.002			
Diethyl Ether	mg/kg dry wt	ND	10/27/08	MFF	0.025			
Diisopropyl Ether	mg/kg dry wt	ND	10/27/08	MFF	0.002			
1,4-Dioxane	mg/kg dry wt	ND	10/27/08	MFF	0.13			
Ethyl Benzene	mg/kg dry wt	ND	10/27/08	MFF	0.003			
Hexachlorobutadiene	mg/kg dry wt	ND	10/27/08	MFF	0.003			
2-Hexanone	mg/kg dry wt	ND	10/27/08	MFF	0.13			
Isopropylbenzene	mg/kg dry wt	0.003	10/27/08	MFF	0.003			
p-Isopropyltoluene	mg/kg dry wt	ND	10/27/08	MFF	0.003			
MTBE	mg/kg dry wt	ND	10/27/08	MFF	0.005			
Methylene Chloride	mg/kg dry wt	ND	10/27/08	MFF	0.025			
MIBK	mg/kg dry wt	ND	10/27/08	MFF	0.025			
Naphthalene	mg/kg dry wt	ND	10/27/08	MFF	0.013			
n-Propylbenzene	mg/kg dry wt	ND	10/27/08	MFF	0.003			
Styrene	mg/kg dry wt	ND	10/27/08	MFF	0.013			
1,1,1,2-Tetrachloroethane	mg/kg dry wt	ND	10/27/08	MFF	0.003			

RL = Reporting Limit

ND = Not Detected at or above the Reporting Limit

NM = Not Measured

SPEC LIMIT = a client specified recommended or regulatory level for comparison with data to determine PASS (P) or FAIL (F) condition of results.

* = See end of report for comments and notes applying to this sample

‡ = See attached chain-of-custody record for time sampled

con-test ANALYTICAL LABORATORY

39 Spruce Street ° East Longmeadow, MA 01028 ° FAX 413/525-6405 ° TEL. 413/525-2332

S. PERHALA
METCALF & EDDY - WALLINGFORD
860 N. MAIN STREET EXTENSION
WALLINGFORD, CT 06492

11/11/2008

Purchase Order No.:

Project Location: SKINNER ST, EAST HAMPTON, CT
Date Received: 10/24/2008
Field Sample # : SB3 4-4.5FT

LIMS-BAT #: LIMT-20833
Job Number: 60049287.02

Sample ID : 08B43311 ‡Sampled : 10/24/2008
Not Specified

Sample Matrix: SOIL

	Units	Results	Date Analyzed	Analyst	RL	SPEC Limit Lo	SPEC Limit Hi	P/ F
1,1,2,2-Tetrachloroethane	mg/kg dry wt	ND	10/27/08	MFF	0.002			
Tetrachloroethylene	mg/kg dry wt	ND	10/27/08	MFF	0.003			
Tetrahydrofuran	mg/kg dry wt	ND	10/27/08	MFF	0.013			
Toluene	mg/kg dry wt	ND	10/27/08	MFF	0.003			
1,2,3-Trichlorobenzene	mg/kg dry wt	ND	10/27/08	MFF	0.013			
1,2,4-Trichlorobenzene	mg/kg dry wt	ND	10/27/08	MFF	0.013			
1,1,1-Trichloroethane	mg/kg dry wt	ND	10/27/08	MFF	0.003			
1,1,2-Trichloroethane	mg/kg dry wt	ND	10/27/08	MFF	0.003			
Trichloroethylene	mg/kg dry wt	ND	10/27/08	MFF	0.003			
Trichlorofluoromethane	mg/kg dry wt	ND	10/27/08	MFF	0.013			
1,2,3-Trichloropropane	mg/kg dry wt	ND	10/27/08	MFF	0.003			
1,1,2-Trichloro-1,2,2-Trifluoroethane	mg/kg dry wt	ND	10/27/08	MFF	0.013			
1,2,4-Trimethylbenzene	mg/kg dry wt	ND	10/27/08	MFF	0.003			
1,3,5-Trimethylbenzene	mg/kg dry wt	ND	10/27/08	MFF	0.003			
Vinyl Chloride	mg/kg dry wt	ND	10/27/08	MFF	0.013			
m + p Xylene	mg/kg dry wt	ND	10/27/08	MFF	0.005			
o-Xylene	mg/kg dry wt	ND	10/27/08	MFF	0.003			

Analytical Method:
SW846 8260
SAMPLES ARE CONCENTRATED BY PURGE & TRAP, FOLLOWED BY GC/MS TARGET COMPOUND ANALYSIS. REPORTED RESULTS AND REPORTING LIMITS FOR 1,4-DIOXANE AND TERT-BUTYLALCOHOL ARE ESTIMATED SINCE RESPONSE FACTORS FOR THESE COMPOUNDS ARE BELOW METHOD SPECIFICATIONS.

RL = Reporting Limit

ND = Not Detected at or above the Reporting Limit

NM = Not Measured

SPEC LIMIT = a client specified recommended or regulatory level for comparison with data to determine PASS (P) or FAIL (F) condition of results.

* = See end of report for comments and notes applying to this sample

‡ = See attached chain-of-custody record for time sampled

con-test ANALYTICAL LABORATORY

39 Spruce Street ° East Longmeadow, MA 01028 ° FAX 413/525-6405 ° TEL. 413/525-2332

S. PERHALA
METCALF & EDDY - WALLINGFORD
860 N. MAIN STREET EXTENSION
WALLINGFORD, CT 06492

11/11/2008

Purchase Order No.:

Project Location: SKINNER ST, EAST HAMPTON, CT
Date Received: 10/24/2008
Field Sample # : SB5 4-5FT

LIMS-BAT #: LIMT-20833
Job Number: 60049287.02

Sample ID : *08B43312

‡Sampled : 10/24/2008
Not Specified

Sample Matrix: SOIL

	Units	Results	Date Analyzed	Analyst	RL	SPEC Limit Lo	SPEC Limit Hi	P/ F
Acetone	mg/kg dry wt	ND	10/27/08	MFF	0.11			
Acrylonitrile	mg/kg dry wt	ND	10/27/08	MFF	0.007			
tert-Amylmethyl Ether	mg/kg dry wt	ND	10/27/08	MFF	0.002			
Benzene	mg/kg dry wt	0.003	10/27/08	MFF	0.003			
Bromobenzene	mg/kg dry wt	ND	10/27/08	MFF	0.003			
Bromochloromethane	mg/kg dry wt	ND	10/27/08	MFF	0.003			
Bromodichloromethane	mg/kg dry wt	ND	10/27/08	MFF	0.003			
Bromoform	mg/kg dry wt	ND	10/27/08	MFF	0.011			
Bromomethane	mg/kg dry wt	ND	10/27/08	MFF	0.011			
2-Butanone (MEK)	mg/kg dry wt	ND	10/27/08	MFF	0.044			
tert-Butyl Alcohol	mg/kg dry wt	ND	10/27/08	MFF	0.044			
n-Butylbenzene	mg/kg dry wt	ND	10/27/08	MFF	0.003			
sec-Butylbenzene	mg/kg dry wt	ND	10/27/08	MFF	0.003			
tert-Butylbenzene	mg/kg dry wt	ND	10/27/08	MFF	0.003			
tert-Butylethyl Ether	mg/kg dry wt	ND	10/27/08	MFF	0.002			
Carbon Disulfide	mg/kg dry wt	ND	10/27/08	MFF	0.007			
Carbon Tetrachloride	mg/kg dry wt	ND	10/27/08	MFF	0.003			
Chlorobenzene	mg/kg dry wt	ND	10/27/08	MFF	0.003			
Chlorodibromomethane	mg/kg dry wt	ND	10/27/08	MFF	0.002			
Chloroethane	mg/kg dry wt	ND	10/27/08	MFF	0.022			
Chloroform	mg/kg dry wt	ND	10/27/08	MFF	0.005			
Chloromethane	mg/kg dry wt	ND	10/27/08	MFF	0.011			
2-Chlorotoluene	mg/kg dry wt	ND	10/27/08	MFF	0.003			
4-Chlorotoluene	mg/kg dry wt	ND	10/27/08	MFF	0.003			
1,2-Dibromo-3-Chloropropane	mg/kg dry wt	ND	10/27/08	MFF	0.003			
1,2-Dibromoethane	mg/kg dry wt	ND	10/27/08	MFF	0.002			
Dibromomethane	mg/kg dry wt	ND	10/27/08	MFF	0.003			
1,2-Dichlorobenzene	mg/kg dry wt	ND	10/27/08	MFF	0.003			
1,3-Dichlorobenzene	mg/kg dry wt	ND	10/27/08	MFF	0.003			

RL = Reporting Limit

ND = Not Detected at or above the Reporting Limit

NM = Not Measured

SPEC LIMIT = a client specified recommended or regulatory level for comparison with data to determine PASS (P) or FAIL (F) condition of results.

* = See end of report for comments and notes applying to this sample

‡ = See attached chain-of-custody record for time sampled

con-test ANALYTICAL LABORATORY

39 Spruce Street ° East Longmeadow, MA 01028 ° FAX 413/525-6405 ° TEL. 413/525-2332

S. PERHALA
METCALF & EDDY - WALLINGFORD
860 N. MAIN STREET EXTENSION
WALLINGFORD, CT 06492

11/11/2008

Purchase Order No.:

Project Location: SKINNER ST, EAST HAMPTON, CT
Date Received: 10/24/2008
Field Sample # : SB5 4-5FT

LIMS-BAT #: LIMT-20833
Job Number: 60049287.02

Sample ID : *08B43312

‡Sampled : 10/24/2008
Not Specified

Sample Matrix: SOIL

	Units	Results	Date Analyzed	Analyst	RL	SPEC Limit Lo	SPEC Limit Hi	P/ F
1,4-Dichlorobenzene	mg/kg dry wt	ND	10/27/08	MFF	0.003			
trans-1,4-Dichloro-2-Butene	mg/kg dry wt	ND	10/27/08	MFF	0.011			
Dichlorodifluoromethane	mg/kg dry wt	ND	10/27/08	MFF	0.022			
1,1-Dichloroethane	mg/kg dry wt	ND	10/27/08	MFF	0.003			
1,2-Dichloroethane	mg/kg dry wt	ND	10/27/08	MFF	0.003			
1,1-Dichloroethylene	mg/kg dry wt	ND	10/27/08	MFF	0.005			
cis-1,2-Dichloroethylene	mg/kg dry wt	ND	10/27/08	MFF	0.003			
trans-1,2-Dichloroethylene	mg/kg dry wt	ND	10/27/08	MFF	0.003			
1,2-Dichloropropane	mg/kg dry wt	ND	10/27/08	MFF	0.003			
1,3-Dichloropropane	mg/kg dry wt	ND	10/27/08	MFF	0.002			
2,2-Dichloropropane	mg/kg dry wt	ND	10/27/08	MFF	0.003			
1,1-Dichloropropene	mg/kg dry wt	ND	10/27/08	MFF	0.003			
cis-1,3-Dichloropropene	mg/kg dry wt	ND	10/27/08	MFF	0.002			
trans-1,3-Dichloropropene	mg/kg dry wt	ND	10/27/08	MFF	0.002			
Diethyl Ether	mg/kg dry wt	ND	10/27/08	MFF	0.022			
Diisopropyl Ether	mg/kg dry wt	ND	10/27/08	MFF	0.002			
1,4-Dioxane	mg/kg dry wt	ND	10/27/08	MFF	0.11			
Ethyl Benzene	mg/kg dry wt	ND	10/27/08	MFF	0.003			
Hexachlorobutadiene	mg/kg dry wt	ND	10/27/08	MFF	0.003			
2-Hexanone	mg/kg dry wt	ND	10/27/08	MFF	0.11			
Isopropylbenzene	mg/kg dry wt	ND	10/27/08	MFF	0.003			
p-Isopropyltoluene	mg/kg dry wt	ND	10/27/08	MFF	0.003			
MTBE	mg/kg dry wt	ND	10/27/08	MFF	0.005			
Methylene Chloride	mg/kg dry wt	ND	10/27/08	MFF	0.022			
MIBK	mg/kg dry wt	ND	10/27/08	MFF	0.022			
Naphthalene	mg/kg dry wt	ND	10/27/08	MFF	0.011			
n-Propylbenzene	mg/kg dry wt	ND	10/27/08	MFF	0.003			
Styrene	mg/kg dry wt	ND	10/27/08	MFF	0.011			
1,1,1,2-Tetrachloroethane	mg/kg dry wt	ND	10/27/08	MFF	0.003			

RL = Reporting Limit

ND = Not Detected at or above the Reporting Limit

NM = Not Measured

SPEC LIMIT = a client specified recommended or regulatory level for comparison with data to determine PASS (P) or FAIL (F) condition of results.

* = See end of report for comments and notes applying to this sample

‡ = See attached chain-of-custody record for time sampled

con-test ANALYTICAL LABORATORY

39 Spruce Street ° East Longmeadow, MA 01028 ° FAX 413/525-6405 ° TEL. 413/525-2332

S. PERHALA
METCALF & EDDY - WALLINGFORD
860 N. MAIN STREET EXTENSION
WALLINGFORD, CT 06492

11/11/2008

Purchase Order No.:

Project Location: SKINNER ST, EAST HAMPTON, CT
Date Received: 10/24/2008
Field Sample # : SB5 4-5FT

LIMS-BAT #: LIMT-20833
Job Number: 60049287.02

Sample ID : *08B43312 ‡Sampled : 10/24/2008
Not Specified

Sample Matrix: SOIL

	Units	Results	Date Analyzed	Analyst	RL	SPEC Limit Lo	SPEC Limit Hi	P/ F
1,1,2,2-Tetrachloroethane	mg/kg dry wt	ND	10/27/08	MFF	0.002			
Tetrachloroethylene	mg/kg dry wt	ND	10/27/08	MFF	0.003			
Tetrahydrofuran	mg/kg dry wt	ND	10/27/08	MFF	0.011			
Toluene	mg/kg dry wt	ND	10/27/08	MFF	0.003			
1,2,3-Trichlorobenzene	mg/kg dry wt	ND	10/27/08	MFF	0.011			
1,2,4-Trichlorobenzene	mg/kg dry wt	ND	10/27/08	MFF	0.011			
1,1,1-Trichloroethane	mg/kg dry wt	ND	10/27/08	MFF	0.003			
1,1,2-Trichloroethane	mg/kg dry wt	ND	10/27/08	MFF	0.003			
Trichloroethylene	mg/kg dry wt	ND	10/27/08	MFF	0.003			
Trichlorofluoromethane	mg/kg dry wt	ND	10/27/08	MFF	0.011			
1,2,3-Trichloropropane	mg/kg dry wt	ND	10/27/08	MFF	0.003			
1,1,2-Trichloro-1,2,2-Trifluoroethane	mg/kg dry wt	ND	10/27/08	MFF	0.011			
1,2,4-Trimethylbenzene	mg/kg dry wt	ND	10/27/08	MFF	0.003			
1,3,5-Trimethylbenzene	mg/kg dry wt	ND	10/27/08	MFF	0.003			
Vinyl Chloride	mg/kg dry wt	ND	10/27/08	MFF	0.011			
m + p Xylene	mg/kg dry wt	ND	10/27/08	MFF	0.005			
o-Xylene	mg/kg dry wt	ND	10/27/08	MFF	0.003			

Analytical Method:
SW846 8260
SAMPLES ARE CONCENTRATED BY PURGE & TRAP, FOLLOWED BY GC/MS TARGET COMPOUND ANALYSIS. REPORTED RESULTS AND REPORTING LIMITS FOR 1,4-DIOXANE AND TERT-BUTYLALCOHOL ARE ESTIMATED SINCE RESPONSE FACTORS FOR THESE COMPOUNDS ARE BELOW METHOD SPECIFICATIONS.

RL = Reporting Limit

ND = Not Detected at or above the Reporting Limit

NM = Not Measured

SPEC LIMIT = a client specified recommended or regulatory level for comparison with data to determine PASS (P) or FAIL (F) condition of results.

* = See end of report for comments and notes applying to this sample

‡ = See attached chain-of-custody record for time sampled

con-test ANALYTICAL LABORATORY

39 Spruce Street ° East Longmeadow, MA 01028 ° FAX 413/525-6405 ° TEL. 413/525-2332

S. PERHALA
METCALF & EDDY - WALLINGFORD
860 N. MAIN STREET EXTENSION
WALLINGFORD, CT 06492

11/11/2008

Purchase Order No.:

Project Location: SKINNER ST, EAST HAMPTON, CT
Date Received: 10/24/2008
Field Sample # : SB5 6.5-7.5FT

LIMS-BAT #: LIMT-20833
Job Number: 60049287.02

Sample ID : 08B43313 ‡Sampled : 10/24/2008
Not Specified

Sample Matrix: SOIL

	Units	Results	Date Analyzed	Analyst	RL	SPEC Limit Lo	SPEC Limit Hi	P/ F
Acetone	mg/kg dry wt	ND	10/27/08	MFF	0.099			
Acrylonitrile	mg/kg dry wt	ND	10/27/08	MFF	0.006			
tert-Amylmethyl Ether	mg/kg dry wt	ND	10/27/08	MFF	0.001			
Benzene	mg/kg dry wt	ND	10/27/08	MFF	0.002			
Bromobenzene	mg/kg dry wt	ND	10/27/08	MFF	0.002			
Bromochloromethane	mg/kg dry wt	ND	10/27/08	MFF	0.002			
Bromodichloromethane	mg/kg dry wt	ND	10/27/08	MFF	0.002			
Bromoform	mg/kg dry wt	ND	10/27/08	MFF	0.010			
Bromomethane	mg/kg dry wt	ND	10/27/08	MFF	0.010			
2-Butanone (MEK)	mg/kg dry wt	ND	10/27/08	MFF	0.040			
tert-Butyl Alcohol	mg/kg dry wt	ND	10/27/08	MFF	0.040			
n-Butylbenzene	mg/kg dry wt	ND	10/27/08	MFF	0.002			
sec-Butylbenzene	mg/kg dry wt	ND	10/27/08	MFF	0.002			
tert-Butylbenzene	mg/kg dry wt	ND	10/27/08	MFF	0.002			
tert-Butylethyl Ether	mg/kg dry wt	ND	10/27/08	MFF	0.001			
Carbon Disulfide	mg/kg dry wt	ND	10/27/08	MFF	0.006			
Carbon Tetrachloride	mg/kg dry wt	ND	10/27/08	MFF	0.002			
Chlorobenzene	mg/kg dry wt	ND	10/27/08	MFF	0.002			
Chlorodibromomethane	mg/kg dry wt	ND	10/27/08	MFF	0.001			
Chloroethane	mg/kg dry wt	ND	10/27/08	MFF	0.020			
Chloroform	mg/kg dry wt	ND	10/27/08	MFF	0.004			
Chloromethane	mg/kg dry wt	ND	10/27/08	MFF	0.010			
2-Chlorotoluene	mg/kg dry wt	ND	10/27/08	MFF	0.002			
4-Chlorotoluene	mg/kg dry wt	ND	10/27/08	MFF	0.002			
1,2-Dibromo-3-Chloropropane	mg/kg dry wt	ND	10/27/08	MFF	0.002			
1,2-Dibromoethane	mg/kg dry wt	ND	10/27/08	MFF	0.001			
Dibromomethane	mg/kg dry wt	ND	10/27/08	MFF	0.002			
1,2-Dichlorobenzene	mg/kg dry wt	ND	10/27/08	MFF	0.002			
1,3-Dichlorobenzene	mg/kg dry wt	ND	10/27/08	MFF	0.002			

RL = Reporting Limit

ND = Not Detected at or above the Reporting Limit

NM = Not Measured

SPEC LIMIT = a client specified recommended or regulatory level for comparison with data to determine PASS (P) or FAIL (F) condition of results.

* = See end of report for comments and notes applying to this sample

‡ = See attached chain-of-custody record for time sampled

con-test ANALYTICAL LABORATORY

39 Spruce Street ° East Longmeadow, MA 01028 ° FAX 413/525-6405 ° TEL. 413/525-2332

S. PERHALA
METCALF & EDDY - WALLINGFORD
860 N. MAIN STREET EXTENSION
WALLINGFORD, CT 06492

11/11/2008

Purchase Order No.:

Project Location: SKINNER ST, EAST HAMPTON, CT
Date Received: 10/24/2008
Field Sample # : SB5 6.5-7.5FT

LIMS-BAT #: LIMT-20833
Job Number: 60049287.02

Sample ID : 08B43313 ‡Sampled : 10/24/2008
Not Specified

Sample Matrix: SOIL

	Units	Results	Date Analyzed	Analyst	RL	SPEC Limit Lo	SPEC Limit Hi	P/ F
1,4-Dichlorobenzene	mg/kg dry wt	ND	10/27/08	MFF	0.002			
trans-1,4-Dichloro-2-Butene	mg/kg dry wt	ND	10/27/08	MFF	0.010			
Dichlorodifluoromethane	mg/kg dry wt	ND	10/27/08	MFF	0.020			
1,1-Dichloroethane	mg/kg dry wt	ND	10/27/08	MFF	0.002			
1,2-Dichloroethane	mg/kg dry wt	ND	10/27/08	MFF	0.002			
1,1-Dichloroethylene	mg/kg dry wt	ND	10/27/08	MFF	0.004			
cis-1,2-Dichloroethylene	mg/kg dry wt	ND	10/27/08	MFF	0.002			
trans-1,2-Dichloroethylene	mg/kg dry wt	ND	10/27/08	MFF	0.002			
1,2-Dichloropropane	mg/kg dry wt	ND	10/27/08	MFF	0.002			
1,3-Dichloropropane	mg/kg dry wt	ND	10/27/08	MFF	0.001			
2,2-Dichloropropane	mg/kg dry wt	ND	10/27/08	MFF	0.002			
1,1-Dichloropropene	mg/kg dry wt	ND	10/27/08	MFF	0.002			
cis-1,3-Dichloropropene	mg/kg dry wt	ND	10/27/08	MFF	0.001			
trans-1,3-Dichloropropene	mg/kg dry wt	ND	10/27/08	MFF	0.001			
Diethyl Ether	mg/kg dry wt	ND	10/27/08	MFF	0.020			
Diisopropyl Ether	mg/kg dry wt	ND	10/27/08	MFF	0.001			
1,4-Dioxane	mg/kg dry wt	ND	10/27/08	MFF	0.099			
Ethyl Benzene	mg/kg dry wt	ND	10/27/08	MFF	0.002			
Hexachlorobutadiene	mg/kg dry wt	ND	10/27/08	MFF	0.002			
2-Hexanone	mg/kg dry wt	ND	10/27/08	MFF	0.099			
Isopropylbenzene	mg/kg dry wt	ND	10/27/08	MFF	0.002			
p-Isopropyltoluene	mg/kg dry wt	ND	10/27/08	MFF	0.002			
MTBE	mg/kg dry wt	ND	10/27/08	MFF	0.004			
Methylene Chloride	mg/kg dry wt	ND	10/27/08	MFF	0.020			
MIBK	mg/kg dry wt	ND	10/27/08	MFF	0.020			
Naphthalene	mg/kg dry wt	ND	10/27/08	MFF	0.010			
n-Propylbenzene	mg/kg dry wt	ND	10/27/08	MFF	0.002			
Styrene	mg/kg dry wt	ND	10/27/08	MFF	0.010			
1,1,1,2-Tetrachloroethane	mg/kg dry wt	ND	10/27/08	MFF	0.002			

RL = Reporting Limit

ND = Not Detected at or above the Reporting Limit

NM = Not Measured

SPEC LIMIT = a client specified recommended or regulatory level for comparison with data to determine PASS (P) or FAIL (F) condition of results.

* = See end of report for comments and notes applying to this sample

‡ = See attached chain-of-custody record for time sampled

con-test ANALYTICAL LABORATORY

39 Spruce Street ° East Longmeadow, MA 01028 ° FAX 413/525-6405 ° TEL. 413/525-2332

S. PERHALA
METCALF & EDDY - WALLINGFORD
860 N. MAIN STREET EXTENSION
WALLINGFORD, CT 06492

11/11/2008

Purchase Order No.:

Project Location: SKINNER ST, EAST HAMPTON, CT
Date Received: 10/24/2008
Field Sample # : SB5 6.5-7.5FT

LIMS-BAT #: LIMT-20833
Job Number: 60049287.02

Sample ID : 08B43313 ‡Sampled : 10/24/2008
Not Specified

Sample Matrix: SOIL

	Units	Results	Date Analyzed	Analyst	RL	SPEC Limit Lo	SPEC Limit Hi	P/ F
1,1,2,2-Tetrachloroethane	mg/kg dry wt	ND	10/27/08	MFF	0.001			
Tetrachloroethylene	mg/kg dry wt	ND	10/27/08	MFF	0.002			
Tetrahydrofuran	mg/kg dry wt	ND	10/27/08	MFF	0.010			
Toluene	mg/kg dry wt	ND	10/27/08	MFF	0.002			
1,2,3-Trichlorobenzene	mg/kg dry wt	ND	10/27/08	MFF	0.010			
1,2,4-Trichlorobenzene	mg/kg dry wt	ND	10/27/08	MFF	0.010			
1,1,1-Trichloroethane	mg/kg dry wt	ND	10/27/08	MFF	0.002			
1,1,2-Trichloroethane	mg/kg dry wt	ND	10/27/08	MFF	0.002			
Trichloroethylene	mg/kg dry wt	ND	10/27/08	MFF	0.002			
Trichlorofluoromethane	mg/kg dry wt	ND	10/27/08	MFF	0.010			
1,2,3-Trichloropropane	mg/kg dry wt	ND	10/27/08	MFF	0.002			
1,1,2-Trichloro-1,2,2-Trifluoroethane	mg/kg dry wt	ND	10/27/08	MFF	0.010			
1,2,4-Trimethylbenzene	mg/kg dry wt	ND	10/27/08	MFF	0.002			
1,3,5-Trimethylbenzene	mg/kg dry wt	ND	10/27/08	MFF	0.002			
Vinyl Chloride	mg/kg dry wt	ND	10/27/08	MFF	0.010			
m + p Xylene	mg/kg dry wt	ND	10/27/08	MFF	0.004			
o-Xylene	mg/kg dry wt	ND	10/27/08	MFF	0.002			

Analytical Method:
SW846 8260
SAMPLES ARE CONCENTRATED BY PURGE & TRAP, FOLLOWED BY GC/MS TARGET COMPOUND ANALYSIS. REPORTED RESULTS AND REPORTING LIMITS FOR 1,4-DIOXANE AND TERT-BUTYLALCOHOL ARE ESTIMATED SINCE RESPONSE FACTORS FOR THESE COMPOUNDS ARE BELOW METHOD SPECIFICATIONS.

RL = Reporting Limit
ND = Not Detected at or above the Reporting Limit
NM = Not Measured
* = See end of report for comments and notes applying to this sample
‡ = See attached chain-of-custody record for time sampled

SPEC LIMIT = a client specified recommended or regulatory level for comparison with data to determine PASS (P) or FAIL (F) condition of results.

con-test ANALYTICAL LABORATORY

39 Spruce Street ° East Longmeadow, MA 01028 ° FAX 413/525-6405 ° TEL. 413/525-2332

S. PERHALA
METCALF & EDDY - WALLINGFORD
860 N. MAIN STREET EXTENSION
WALLINGFORD, CT 06492

11/11/2008

Purchase Order No.:

Project Location: SKINNER ST, EAST HAMPTON, CT
Date Received: 10/24/2008
Field Sample # : SB6 1-2FT

LIMS-BAT #: LIMT-20833
Job Number: 60049287.02

Sample ID : 08B43314

‡Sampled : 10/24/2008
Not Specified

Sample Matrix: SOIL

	Units	Results	Date Analyzed	Analyst	RL	SPEC Limit Lo	SPEC Limit Hi	P/ F
Acetone	mg/kg dry wt	ND	10/27/08	MFF	0.099			
Acrylonitrile	mg/kg dry wt	ND	10/27/08	MFF	0.006			
tert-Amylmethyl Ether	mg/kg dry wt	ND	10/27/08	MFF	0.001			
Benzene	mg/kg dry wt	ND	10/27/08	MFF	0.002			
Bromobenzene	mg/kg dry wt	ND	10/27/08	MFF	0.002			
Bromochloromethane	mg/kg dry wt	ND	10/27/08	MFF	0.002			
Bromodichloromethane	mg/kg dry wt	ND	10/27/08	MFF	0.002			
Bromoform	mg/kg dry wt	ND	10/27/08	MFF	0.010			
Bromomethane	mg/kg dry wt	ND	10/27/08	MFF	0.010			
2-Butanone (MEK)	mg/kg dry wt	ND	10/27/08	MFF	0.040			
tert-Butyl Alcohol	mg/kg dry wt	ND	10/27/08	MFF	0.040			
n-Butylbenzene	mg/kg dry wt	ND	10/27/08	MFF	0.002			
sec-Butylbenzene	mg/kg dry wt	ND	10/27/08	MFF	0.002			
tert-Butylbenzene	mg/kg dry wt	ND	10/27/08	MFF	0.002			
tert-Butylethyl Ether	mg/kg dry wt	ND	10/27/08	MFF	0.001			
Carbon Disulfide	mg/kg dry wt	ND	10/27/08	MFF	0.006			
Carbon Tetrachloride	mg/kg dry wt	ND	10/27/08	MFF	0.002			
Chlorobenzene	mg/kg dry wt	ND	10/27/08	MFF	0.002			
Chlorodibromomethane	mg/kg dry wt	ND	10/27/08	MFF	0.001			
Chloroethane	mg/kg dry wt	ND	10/27/08	MFF	0.020			
Chloroform	mg/kg dry wt	ND	10/27/08	MFF	0.004			
Chloromethane	mg/kg dry wt	ND	10/27/08	MFF	0.010			
2-Chlorotoluene	mg/kg dry wt	ND	10/27/08	MFF	0.002			
4-Chlorotoluene	mg/kg dry wt	ND	10/27/08	MFF	0.002			
1,2-Dibromo-3-Chloropropane	mg/kg dry wt	ND	10/27/08	MFF	0.002			
1,2-Dibromoethane	mg/kg dry wt	ND	10/27/08	MFF	0.001			
Dibromomethane	mg/kg dry wt	ND	10/27/08	MFF	0.002			
1,2-Dichlorobenzene	mg/kg dry wt	ND	10/27/08	MFF	0.002			
1,3-Dichlorobenzene	mg/kg dry wt	ND	10/27/08	MFF	0.002			

RL = Reporting Limit

ND = Not Detected at or above the Reporting Limit

NM = Not Measured

SPEC LIMIT = a client specified recommended or regulatory level for comparison with data to determine PASS (P) or FAIL (F) condition of results.

* = See end of report for comments and notes applying to this sample

‡ = See attached chain-of-custody record for time sampled

con-test ANALYTICAL LABORATORY

39 Spruce Street ° East Longmeadow, MA 01028 ° FAX 413/525-6405 ° TEL. 413/525-2332

S. PERHALA
METCALF & EDDY - WALLINGFORD
860 N. MAIN STREET EXTENSION
WALLINGFORD, CT 06492

11/11/2008

Purchase Order No.:

Project Location: SKINNER ST, EAST HAMPTON, CT
Date Received: 10/24/2008
Field Sample # : SB6 1-2FT

LIMS-BAT #: LIMT-20833
Job Number: 60049287.02

Sample ID : 08B43314

‡Sampled : 10/24/2008
Not Specified

Sample Matrix: SOIL

	Units	Results	Date Analyzed	Analyst	RL	SPEC Limit Lo	SPEC Limit Hi	P/ F
1,4-Dichlorobenzene	mg/kg dry wt	ND	10/27/08	MFF	0.002			
trans-1,4-Dichloro-2-Butene	mg/kg dry wt	ND	10/27/08	MFF	0.010			
Dichlorodifluoromethane	mg/kg dry wt	ND	10/27/08	MFF	0.020			
1,1-Dichloroethane	mg/kg dry wt	ND	10/27/08	MFF	0.002			
1,2-Dichloroethane	mg/kg dry wt	ND	10/27/08	MFF	0.002			
1,1-Dichloroethylene	mg/kg dry wt	ND	10/27/08	MFF	0.004			
cis-1,2-Dichloroethylene	mg/kg dry wt	ND	10/27/08	MFF	0.002			
trans-1,2-Dichloroethylene	mg/kg dry wt	ND	10/27/08	MFF	0.002			
1,2-Dichloropropane	mg/kg dry wt	ND	10/27/08	MFF	0.002			
1,3-Dichloropropane	mg/kg dry wt	ND	10/27/08	MFF	0.001			
2,2-Dichloropropane	mg/kg dry wt	ND	10/27/08	MFF	0.002			
1,1-Dichloropropene	mg/kg dry wt	ND	10/27/08	MFF	0.002			
cis-1,3-Dichloropropene	mg/kg dry wt	ND	10/27/08	MFF	0.001			
trans-1,3-Dichloropropene	mg/kg dry wt	ND	10/27/08	MFF	0.001			
Diethyl Ether	mg/kg dry wt	ND	10/27/08	MFF	0.020			
Diisopropyl Ether	mg/kg dry wt	ND	10/27/08	MFF	0.001			
1,4-Dioxane	mg/kg dry wt	ND	10/27/08	MFF	0.099			
Ethyl Benzene	mg/kg dry wt	ND	10/27/08	MFF	0.002			
Hexachlorobutadiene	mg/kg dry wt	ND	10/27/08	MFF	0.002			
2-Hexanone	mg/kg dry wt	ND	10/27/08	MFF	0.099			
Isopropylbenzene	mg/kg dry wt	ND	10/27/08	MFF	0.002			
p-Isopropyltoluene	mg/kg dry wt	ND	10/27/08	MFF	0.002			
MTBE	mg/kg dry wt	ND	10/27/08	MFF	0.004			
Methylene Chloride	mg/kg dry wt	ND	10/27/08	MFF	0.020			
MIBK	mg/kg dry wt	ND	10/27/08	MFF	0.020			
Naphthalene	mg/kg dry wt	ND	10/27/08	MFF	0.010			
n-Propylbenzene	mg/kg dry wt	ND	10/27/08	MFF	0.002			
Styrene	mg/kg dry wt	ND	10/27/08	MFF	0.010			
1,1,1,2-Tetrachloroethane	mg/kg dry wt	ND	10/27/08	MFF	0.002			

RL = Reporting Limit

ND = Not Detected at or above the Reporting Limit

NM = Not Measured

SPEC LIMIT = a client specified recommended or regulatory level for comparison with data to determine PASS (P) or FAIL (F) condition of results.

* = See end of report for comments and notes applying to this sample

‡ = See attached chain-of-custody record for time sampled

con-test ANALYTICAL LABORATORY

39 Spruce Street ° East Longmeadow, MA 01028 ° FAX 413/525-6405 ° TEL. 413/525-2332

S. PERHALA
METCALF & EDDY - WALLINGFORD
860 N. MAIN STREET EXTENSION
WALLINGFORD, CT 06492

11/11/2008

Purchase Order No.:

Project Location: SKINNER ST, EAST HAMPTON, CT
Date Received: 10/24/2008
Field Sample # : SB6 1-2FT

LIMS-BAT #: LIMT-20833
Job Number: 60049287.02

Sample ID : 08B43314 ‡Sampled : 10/24/2008
Not Specified

Sample Matrix: SOIL

	Units	Results	Date Analyzed	Analyst	RL	SPEC Limit Lo	SPEC Limit Hi	P/ F
1,1,2,2-Tetrachloroethane	mg/kg dry wt	ND	10/27/08	MFF	0.001			
Tetrachloroethylene	mg/kg dry wt	ND	10/27/08	MFF	0.002			
Tetrahydrofuran	mg/kg dry wt	ND	10/27/08	MFF	0.010			
Toluene	mg/kg dry wt	ND	10/27/08	MFF	0.002			
1,2,3-Trichlorobenzene	mg/kg dry wt	ND	10/27/08	MFF	0.010			
1,2,4-Trichlorobenzene	mg/kg dry wt	ND	10/27/08	MFF	0.010			
1,1,1-Trichloroethane	mg/kg dry wt	ND	10/27/08	MFF	0.002			
1,1,2-Trichloroethane	mg/kg dry wt	ND	10/27/08	MFF	0.002			
Trichloroethylene	mg/kg dry wt	ND	10/27/08	MFF	0.002			
Trichlorofluoromethane	mg/kg dry wt	ND	10/27/08	MFF	0.010			
1,2,3-Trichloropropane	mg/kg dry wt	ND	10/27/08	MFF	0.002			
1,1,2-Trichloro-1,2,2-Trifluoroethane	mg/kg dry wt	ND	10/27/08	MFF	0.010			
1,2,4-Trimethylbenzene	mg/kg dry wt	ND	10/27/08	MFF	0.002			
1,3,5-Trimethylbenzene	mg/kg dry wt	ND	10/27/08	MFF	0.002			
Vinyl Chloride	mg/kg dry wt	ND	10/27/08	MFF	0.010			
m + p Xylene	mg/kg dry wt	ND	10/27/08	MFF	0.004			
o-Xylene	mg/kg dry wt	ND	10/27/08	MFF	0.002			

Analytical Method:
SW846 8260
SAMPLES ARE CONCENTRATED BY PURGE & TRAP, FOLLOWED BY GC/MS TARGET COMPOUND ANALYSIS. REPORTED RESULTS AND REPORTING LIMITS FOR 1,4-DIOXANE AND TERT-BUTYLALCOHOL ARE ESTIMATED SINCE RESPONSE FACTORS FOR THESE COMPOUNDS ARE BELOW METHOD SPECIFICATIONS.

RL = Reporting Limit

ND = Not Detected at or above the Reporting Limit

NM = Not Measured

SPEC LIMIT = a client specified recommended or regulatory level for comparison with data to determine PASS (P) or FAIL (F) condition of results.

* = See end of report for comments and notes applying to this sample

‡ = See attached chain-of-custody record for time sampled

con-test ANALYTICAL LABORATORY

39 Spruce Street ° East Longmeadow, MA 01028 ° FAX 413/525-6405 ° TEL. 413/525-2332

S. PERHALA
METCALF & EDDY - WALLINGFORD
860 N. MAIN STREET EXTENSION
WALLINGFORD, CT 06492

11/11/2008

Purchase Order No.:

Project Location: SKINNER ST, EAST HAMPTON, CT
Date Received: 10/24/2008
Field Sample # : SB6 1-2FT DUP

LIMS-BAT #: LIMT-20833
Job Number: 60049287.02

Sample ID : 08B43315 ‡Sampled : 10/24/2008
Not Specified

Sample Matrix: SOIL

	Units	Results	Date Analyzed	Analyst	RL	SPEC Limit Lo	SPEC Limit Hi	P/ F
Acetone	mg/kg dry wt	ND	10/27/08	MFF	0.11			
Acrylonitrile	mg/kg dry wt	ND	10/27/08	MFF	0.007			
tert-Amylmethyl Ether	mg/kg dry wt	ND	10/27/08	MFF	0.002			
Benzene	mg/kg dry wt	ND	10/27/08	MFF	0.003			
Bromobenzene	mg/kg dry wt	ND	10/27/08	MFF	0.003			
Bromochloromethane	mg/kg dry wt	ND	10/27/08	MFF	0.003			
Bromodichloromethane	mg/kg dry wt	ND	10/27/08	MFF	0.003			
Bromoform	mg/kg dry wt	ND	10/27/08	MFF	0.011			
Bromomethane	mg/kg dry wt	ND	10/27/08	MFF	0.011			
2-Butanone (MEK)	mg/kg dry wt	ND	10/27/08	MFF	0.043			
tert-Butyl Alcohol	mg/kg dry wt	ND	10/27/08	MFF	0.043			
n-Butylbenzene	mg/kg dry wt	ND	10/27/08	MFF	0.003			
sec-Butylbenzene	mg/kg dry wt	ND	10/27/08	MFF	0.003			
tert-Butylbenzene	mg/kg dry wt	ND	10/27/08	MFF	0.003			
tert-Butylethyl Ether	mg/kg dry wt	ND	10/27/08	MFF	0.002			
Carbon Disulfide	mg/kg dry wt	ND	10/27/08	MFF	0.007			
Carbon Tetrachloride	mg/kg dry wt	ND	10/27/08	MFF	0.003			
Chlorobenzene	mg/kg dry wt	ND	10/27/08	MFF	0.003			
Chlorodibromomethane	mg/kg dry wt	ND	10/27/08	MFF	0.002			
Chloroethane	mg/kg dry wt	ND	10/27/08	MFF	0.022			
Chloroform	mg/kg dry wt	ND	10/27/08	MFF	0.005			
Chloromethane	mg/kg dry wt	ND	10/27/08	MFF	0.011			
2-Chlorotoluene	mg/kg dry wt	ND	10/27/08	MFF	0.003			
4-Chlorotoluene	mg/kg dry wt	ND	10/27/08	MFF	0.003			
1,2-Dibromo-3-Chloropropane	mg/kg dry wt	ND	10/27/08	MFF	0.003			
1,2-Dibromoethane	mg/kg dry wt	ND	10/27/08	MFF	0.002			
Dibromomethane	mg/kg dry wt	ND	10/27/08	MFF	0.003			
1,2-Dichlorobenzene	mg/kg dry wt	ND	10/27/08	MFF	0.003			
1,3-Dichlorobenzene	mg/kg dry wt	ND	10/27/08	MFF	0.003			

RL = Reporting Limit

ND = Not Detected at or above the Reporting Limit

NM = Not Measured

SPEC LIMIT = a client specified recommended or regulatory level for comparison with data to determine PASS (P) or FAIL (F) condition of results.

* = See end of report for comments and notes applying to this sample

‡ = See attached chain-of-custody record for time sampled

con-test ANALYTICAL LABORATORY

39 Spruce Street ° East Longmeadow, MA 01028 ° FAX 413/525-6405 ° TEL. 413/525-2332

S. PERHALA
METCALF & EDDY - WALLINGFORD
860 N. MAIN STREET EXTENSION
WALLINGFORD, CT 06492

11/11/2008

Purchase Order No.:

Project Location: SKINNER ST, EAST HAMPTON, CT
Date Received: 10/24/2008
Field Sample # : SB6 1-2FT DUP

LIMS-BAT #: LIMT-20833
Job Number: 60049287.02

Sample ID : 08B43315 ‡Sampled : 10/24/2008
Not Specified

Sample Matrix: SOIL

	Units	Results	Date Analyzed	Analyst	RL	SPEC Limit Lo	SPEC Limit Hi	P/ F
1,4-Dichlorobenzene	mg/kg dry wt	ND	10/27/08	MFF	0.003			
trans-1,4-Dichloro-2-Butene	mg/kg dry wt	ND	10/27/08	MFF	0.011			
Dichlorodifluoromethane	mg/kg dry wt	ND	10/27/08	MFF	0.022			
1,1-Dichloroethane	mg/kg dry wt	ND	10/27/08	MFF	0.003			
1,2-Dichloroethane	mg/kg dry wt	ND	10/27/08	MFF	0.003			
1,1-Dichloroethylene	mg/kg dry wt	ND	10/27/08	MFF	0.005			
cis-1,2-Dichloroethylene	mg/kg dry wt	ND	10/27/08	MFF	0.003			
trans-1,2-Dichloroethylene	mg/kg dry wt	ND	10/27/08	MFF	0.003			
1,2-Dichloropropane	mg/kg dry wt	ND	10/27/08	MFF	0.003			
1,3-Dichloropropane	mg/kg dry wt	ND	10/27/08	MFF	0.002			
2,2-Dichloropropane	mg/kg dry wt	ND	10/27/08	MFF	0.003			
1,1-Dichloropropene	mg/kg dry wt	ND	10/27/08	MFF	0.003			
cis-1,3-Dichloropropene	mg/kg dry wt	ND	10/27/08	MFF	0.002			
trans-1,3-Dichloropropene	mg/kg dry wt	ND	10/27/08	MFF	0.002			
Diethyl Ether	mg/kg dry wt	ND	10/27/08	MFF	0.022			
Diisopropyl Ether	mg/kg dry wt	ND	10/27/08	MFF	0.002			
1,4-Dioxane	mg/kg dry wt	ND	10/27/08	MFF	0.11			
Ethyl Benzene	mg/kg dry wt	ND	10/27/08	MFF	0.003			
Hexachlorobutadiene	mg/kg dry wt	ND	10/27/08	MFF	0.003			
2-Hexanone	mg/kg dry wt	ND	10/27/08	MFF	0.11			
Isopropylbenzene	mg/kg dry wt	ND	10/27/08	MFF	0.003			
p-Isopropyltoluene	mg/kg dry wt	ND	10/27/08	MFF	0.003			
MTBE	mg/kg dry wt	ND	10/27/08	MFF	0.005			
Methylene Chloride	mg/kg dry wt	ND	10/27/08	MFF	0.022			
MIBK	mg/kg dry wt	ND	10/27/08	MFF	0.022			
Naphthalene	mg/kg dry wt	ND	10/27/08	MFF	0.011			
n-Propylbenzene	mg/kg dry wt	ND	10/27/08	MFF	0.003			
Styrene	mg/kg dry wt	ND	10/27/08	MFF	0.011			
1,1,1,2-Tetrachloroethane	mg/kg dry wt	ND	10/27/08	MFF	0.003			

RL = Reporting Limit

ND = Not Detected at or above the Reporting Limit

NM = Not Measured

SPEC LIMIT = a client specified recommended or regulatory level for comparison with data to determine PASS (P) or FAIL (F) condition of results.

* = See end of report for comments and notes applying to this sample

‡ = See attached chain-of-custody record for time sampled

con-test ANALYTICAL LABORATORY

39 Spruce Street ° East Longmeadow, MA 01028 ° FAX 413/525-6405 ° TEL. 413/525-2332

S. PERHALA
METCALF & EDDY - WALLINGFORD
860 N. MAIN STREET EXTENSION
WALLINGFORD, CT 06492

11/11/2008

Purchase Order No.:

Project Location: SKINNER ST, EAST HAMPTON, CT
Date Received: 10/24/2008
Field Sample # : SB6 1-2FT DUP

LIMS-BAT #: LIMT-20833
Job Number: 60049287.02

Sample ID : 08B43315 ‡Sampled : 10/24/2008
Not Specified

Sample Matrix: SOIL

	Units	Results	Date Analyzed	Analyst	RL	SPEC Limit Lo	SPEC Limit Hi	P/ F
1,1,2,2-Tetrachloroethane	mg/kg dry wt	ND	10/27/08	MFF	0.002			
Tetrachloroethylene	mg/kg dry wt	ND	10/27/08	MFF	0.003			
Tetrahydrofuran	mg/kg dry wt	ND	10/27/08	MFF	0.011			
Toluene	mg/kg dry wt	ND	10/27/08	MFF	0.003			
1,2,3-Trichlorobenzene	mg/kg dry wt	ND	10/27/08	MFF	0.011			
1,2,4-Trichlorobenzene	mg/kg dry wt	ND	10/27/08	MFF	0.011			
1,1,1-Trichloroethane	mg/kg dry wt	ND	10/27/08	MFF	0.003			
1,1,2-Trichloroethane	mg/kg dry wt	ND	10/27/08	MFF	0.003			
Trichloroethylene	mg/kg dry wt	ND	10/27/08	MFF	0.003			
Trichlorofluoromethane	mg/kg dry wt	ND	10/27/08	MFF	0.011			
1,2,3-Trichloropropane	mg/kg dry wt	ND	10/27/08	MFF	0.003			
1,1,2-Trichloro-1,2,2-Trifluoroethane	mg/kg dry wt	ND	10/27/08	MFF	0.011			
1,2,4-Trimethylbenzene	mg/kg dry wt	ND	10/27/08	MFF	0.003			
1,3,5-Trimethylbenzene	mg/kg dry wt	ND	10/27/08	MFF	0.003			
Vinyl Chloride	mg/kg dry wt	ND	10/27/08	MFF	0.011			
m + p Xylene	mg/kg dry wt	ND	10/27/08	MFF	0.005			
o-Xylene	mg/kg dry wt	ND	10/27/08	MFF	0.003			

Analytical Method:
SW846 8260
SAMPLES ARE CONCENTRATED BY PURGE & TRAP, FOLLOWED BY GC/MS TARGET COMPOUND ANALYSIS. REPORTED RESULTS AND REPORTING LIMITS FOR 1,4-DIOXANE AND TERT-BUTYLALCOHOL ARE ESTIMATED SINCE RESPONSE FACTORS FOR THESE COMPOUNDS ARE BELOW METHOD SPECIFICATIONS.

RL = Reporting Limit

ND = Not Detected at or above the Reporting Limit

NM = Not Measured

SPEC LIMIT = a client specified recommended or regulatory level for comparison with data to determine PASS (P) or FAIL (F) condition of results.

* = See end of report for comments and notes applying to this sample

‡ = See attached chain-of-custody record for time sampled

con-test ANALYTICAL LABORATORY

39 Spruce Street ° East Longmeadow, MA 01028 ° FAX 413/525-6405 ° TEL. 413/525-2332

S. PERHALA
METCALF & EDDY - WALLINGFORD
860 N. MAIN STREET EXTENSION
WALLINGFORD, CT 06492

11/11/2008

Purchase Order No.:

Project Location: SKINNER ST, EAST HAMPTON, CT
Date Received: 10/24/2008
Field Sample # : SB6 6-7FT

LIMS-BAT #: LIMT-20833
Job Number: 60049287.02

Sample ID : 08B43316

‡Sampled : 10/24/2008
Not Specified

Sample Matrix: SOIL

	Units	Results	Date Analyzed	Analyst	RL	SPEC Limit Lo	SPEC Limit Hi	P/ F
Acetone	mg/kg dry wt	ND	10/27/08	MFF	0.088			
Acrylonitrile	mg/kg dry wt	ND	10/27/08	MFF	0.006			
tert-Amylmethyl Ether	mg/kg dry wt	ND	10/27/08	MFF	0.001			
Benzene	mg/kg dry wt	ND	10/27/08	MFF	0.002			
Bromobenzene	mg/kg dry wt	ND	10/27/08	MFF	0.002			
Bromochloromethane	mg/kg dry wt	ND	10/27/08	MFF	0.002			
Bromodichloromethane	mg/kg dry wt	ND	10/27/08	MFF	0.002			
Bromoform	mg/kg dry wt	ND	10/27/08	MFF	0.009			
Bromomethane	mg/kg dry wt	ND	10/27/08	MFF	0.009			
2-Butanone (MEK)	mg/kg dry wt	ND	10/27/08	MFF	0.035			
tert-Butyl Alcohol	mg/kg dry wt	ND	10/27/08	MFF	0.035			
n-Butylbenzene	mg/kg dry wt	ND	10/27/08	MFF	0.002			
sec-Butylbenzene	mg/kg dry wt	ND	10/27/08	MFF	0.002			
tert-Butylbenzene	mg/kg dry wt	ND	10/27/08	MFF	0.002			
tert-Butylethyl Ether	mg/kg dry wt	ND	10/27/08	MFF	0.001			
Carbon Disulfide	mg/kg dry wt	ND	10/27/08	MFF	0.006			
Carbon Tetrachloride	mg/kg dry wt	ND	10/27/08	MFF	0.002			
Chlorobenzene	mg/kg dry wt	ND	10/27/08	MFF	0.002			
Chlorodibromomethane	mg/kg dry wt	ND	10/27/08	MFF	0.001			
Chloroethane	mg/kg dry wt	ND	10/27/08	MFF	0.018			
Chloroform	mg/kg dry wt	ND	10/27/08	MFF	0.004			
Chloromethane	mg/kg dry wt	ND	10/27/08	MFF	0.009			
2-Chlorotoluene	mg/kg dry wt	ND	10/27/08	MFF	0.002			
4-Chlorotoluene	mg/kg dry wt	ND	10/27/08	MFF	0.002			
1,2-Dibromo-3-Chloropropane	mg/kg dry wt	ND	10/27/08	MFF	0.002			
1,2-Dibromoethane	mg/kg dry wt	ND	10/27/08	MFF	0.001			
Dibromomethane	mg/kg dry wt	ND	10/27/08	MFF	0.002			
1,2-Dichlorobenzene	mg/kg dry wt	ND	10/27/08	MFF	0.002			
1,3-Dichlorobenzene	mg/kg dry wt	ND	10/27/08	MFF	0.002			

RL = Reporting Limit

ND = Not Detected at or above the Reporting Limit

NM = Not Measured

SPEC LIMIT = a client specified recommended or regulatory level for comparison with data to determine PASS (P) or FAIL (F) condition of results.

* = See end of report for comments and notes applying to this sample

‡ = See attached chain-of-custody record for time sampled

con-test ANALYTICAL LABORATORY

39 Spruce Street ° East Longmeadow, MA 01028 ° FAX 413/525-6405 ° TEL. 413/525-2332

S. PERHALA
METCALF & EDDY - WALLINGFORD
860 N. MAIN STREET EXTENSION
WALLINGFORD, CT 06492

11/11/2008

Purchase Order No.:

Project Location: SKINNER ST, EAST HAMPTON, CT
Date Received: 10/24/2008
Field Sample # : SB6 6-7FT

LIMS-BAT #: LIMT-20833
Job Number: 60049287.02

Sample ID : 08B43316

‡Sampled : 10/24/2008
Not Specified

Sample Matrix: SOIL

	Units	Results	Date Analyzed	Analyst	RL	SPEC Limit Lo	SPEC Limit Hi	P/ F
1,4-Dichlorobenzene	mg/kg dry wt	ND	10/27/08	MFF	0.002			
trans-1,4-Dichloro-2-Butene	mg/kg dry wt	ND	10/27/08	MFF	0.009			
Dichlorodifluoromethane	mg/kg dry wt	ND	10/27/08	MFF	0.018			
1,1-Dichloroethane	mg/kg dry wt	ND	10/27/08	MFF	0.002			
1,2-Dichloroethane	mg/kg dry wt	ND	10/27/08	MFF	0.002			
1,1-Dichloroethylene	mg/kg dry wt	ND	10/27/08	MFF	0.004			
cis-1,2-Dichloroethylene	mg/kg dry wt	ND	10/27/08	MFF	0.002			
trans-1,2-Dichloroethylene	mg/kg dry wt	ND	10/27/08	MFF	0.002			
1,2-Dichloropropane	mg/kg dry wt	ND	10/27/08	MFF	0.002			
1,3-Dichloropropane	mg/kg dry wt	ND	10/27/08	MFF	0.001			
2,2-Dichloropropane	mg/kg dry wt	ND	10/27/08	MFF	0.002			
1,1-Dichloropropene	mg/kg dry wt	ND	10/27/08	MFF	0.002			
cis-1,3-Dichloropropene	mg/kg dry wt	ND	10/27/08	MFF	0.001			
trans-1,3-Dichloropropene	mg/kg dry wt	ND	10/27/08	MFF	0.001			
Diethyl Ether	mg/kg dry wt	ND	10/27/08	MFF	0.018			
Diisopropyl Ether	mg/kg dry wt	ND	10/27/08	MFF	0.001			
1,4-Dioxane	mg/kg dry wt	ND	10/27/08	MFF	0.088			
Ethyl Benzene	mg/kg dry wt	ND	10/27/08	MFF	0.002			
Hexachlorobutadiene	mg/kg dry wt	ND	10/27/08	MFF	0.002			
2-Hexanone	mg/kg dry wt	ND	10/27/08	MFF	0.088			
Isopropylbenzene	mg/kg dry wt	ND	10/27/08	MFF	0.002			
p-Isopropyltoluene	mg/kg dry wt	ND	10/27/08	MFF	0.002			
MTBE	mg/kg dry wt	ND	10/27/08	MFF	0.004			
Methylene Chloride	mg/kg dry wt	ND	10/27/08	MFF	0.018			
MIBK	mg/kg dry wt	ND	10/27/08	MFF	0.018			
Naphthalene	mg/kg dry wt	ND	10/27/08	MFF	0.009			
n-Propylbenzene	mg/kg dry wt	ND	10/27/08	MFF	0.002			
Styrene	mg/kg dry wt	ND	10/27/08	MFF	0.009			
1,1,1,2-Tetrachloroethane	mg/kg dry wt	ND	10/27/08	MFF	0.002			

RL = Reporting Limit

ND = Not Detected at or above the Reporting Limit

NM = Not Measured

SPEC LIMIT = a client specified recommended or regulatory level for comparison with data to determine PASS (P) or FAIL (F) condition of results.

* = See end of report for comments and notes applying to this sample

‡ = See attached chain-of-custody record for time sampled

con-test ANALYTICAL LABORATORY

39 Spruce Street ° East Longmeadow, MA 01028 ° FAX 413/525-6405 ° TEL. 413/525-2332

S. PERHALA
METCALF & EDDY - WALLINGFORD
860 N. MAIN STREET EXTENSION
WALLINGFORD, CT 06492

11/11/2008

Purchase Order No.:

Project Location: SKINNER ST, EAST HAMPTON, CT
Date Received: 10/24/2008
Field Sample # : SB6 6-7FT

LIMS-BAT #: LIMT-20833
Job Number: 60049287.02

Sample ID : 08B43316 ‡Sampled : 10/24/2008
Not Specified

Sample Matrix: SOIL

	Units	Results	Date Analyzed	Analyst	RL	SPEC Limit Lo	SPEC Limit Hi	P/ F
1,1,2,2-Tetrachloroethane	mg/kg dry wt	ND	10/27/08	MFF	0.001			
Tetrachloroethylene	mg/kg dry wt	ND	10/27/08	MFF	0.002			
Tetrahydrofuran	mg/kg dry wt	ND	10/27/08	MFF	0.009			
Toluene	mg/kg dry wt	ND	10/27/08	MFF	0.002			
1,2,3-Trichlorobenzene	mg/kg dry wt	ND	10/27/08	MFF	0.009			
1,2,4-Trichlorobenzene	mg/kg dry wt	ND	10/27/08	MFF	0.009			
1,1,1-Trichloroethane	mg/kg dry wt	ND	10/27/08	MFF	0.002			
1,1,2-Trichloroethane	mg/kg dry wt	ND	10/27/08	MFF	0.002			
Trichloroethylene	mg/kg dry wt	ND	10/27/08	MFF	0.002			
Trichlorofluoromethane	mg/kg dry wt	ND	10/27/08	MFF	0.009			
1,2,3-Trichloropropane	mg/kg dry wt	ND	10/27/08	MFF	0.002			
1,1,2-Trichloro-1,2,2-Trifluoroethane	mg/kg dry wt	ND	10/27/08	MFF	0.009			
1,2,4-Trimethylbenzene	mg/kg dry wt	ND	10/27/08	MFF	0.002			
1,3,5-Trimethylbenzene	mg/kg dry wt	ND	10/27/08	MFF	0.002			
Vinyl Chloride	mg/kg dry wt	ND	10/27/08	MFF	0.009			
m + p Xylene	mg/kg dry wt	ND	10/27/08	MFF	0.004			
o-Xylene	mg/kg dry wt	ND	10/27/08	MFF	0.002			

Analytical Method:
SW846 8260
SAMPLES ARE CONCENTRATED BY PURGE & TRAP, FOLLOWED BY GC/MS TARGET COMPOUND ANALYSIS. REPORTED RESULTS AND REPORTING LIMITS FOR 1,4-DIOXANE AND TERT-BUTYLALCOHOL ARE ESTIMATED SINCE RESPONSE FACTORS FOR THESE COMPOUNDS ARE BELOW METHOD SPECIFICATIONS.

RL = Reporting Limit

ND = Not Detected at or above the Reporting Limit

NM = Not Measured

SPEC LIMIT = a client specified recommended or regulatory level for comparison with data to determine PASS (P) or FAIL (F) condition of results.

* = See end of report for comments and notes applying to this sample

‡ = See attached chain-of-custody record for time sampled

con-test ANALYTICAL LABORATORY

39 Spruce Street ° East Longmeadow, MA 01028 ° FAX 413/525-6405 ° TEL. 413/525-2332

S. PERHALA
METCALF & EDDY - WALLINGFORD
860 N. MAIN STREET EXTENSION
WALLINGFORD, CT 06492

11/11/2008

Purchase Order No.:

Project Location: SKINNER ST, EAST HAMPTON, CT
Date Received: 10/24/2008
Field Sample # : TRIP BLANK

LIMS-BAT #: LIMT-20833
Job Number: 60049287.02

Sample ID : 08B43317

‡Sampled : 10/24/2008
Not Specified

Sample Matrix: LIQUIDS

	Units	Results	Date Analyzed	Analyst	RL	SPEC Limit Lo	SPEC Limit Hi	P/ F
Acetone	mg/kg	ND	10/27/08	MFF	0.10			
Acrylonitrile	mg/kg	ND	10/27/08	MFF	0.006			
tert-Amylmethyl Ether	mg/kg	ND	10/27/08	MFF	0.001			
Benzene	mg/kg	ND	10/27/08	MFF	0.002			
Bromobenzene	mg/kg	ND	10/27/08	MFF	0.002			
Bromochloromethane	mg/kg	ND	10/27/08	MFF	0.002			
Bromodichloromethane	mg/kg	ND	10/27/08	MFF	0.002			
Bromoform	mg/kg	ND	10/27/08	MFF	0.010			
Bromomethane	mg/kg	ND	10/27/08	MFF	0.010			
2-Butanone (MEK)	mg/kg	ND	10/27/08	MFF	0.040			
tert-Butyl Alcohol	mg/kg	ND	10/27/08	MFF	0.040			
n-Butylbenzene	mg/kg	ND	10/27/08	MFF	0.002			
sec-Butylbenzene	mg/kg	ND	10/27/08	MFF	0.002			
tert-Butylbenzene	mg/kg	ND	10/27/08	MFF	0.002			
tert-Butylethyl Ether	mg/kg	ND	10/27/08	MFF	0.001			
Carbon Disulfide	mg/kg	ND	10/27/08	MFF	0.006			
Carbon Tetrachloride	mg/kg	ND	10/27/08	MFF	0.002			
Chlorobenzene	mg/kg	ND	10/27/08	MFF	0.002			
Chlorodibromomethane	mg/kg	ND	10/27/08	MFF	0.001			
Chloroethane	mg/kg	ND	10/27/08	MFF	0.020			
Chloroform	mg/kg	ND	10/27/08	MFF	0.004			
Chloromethane	mg/kg	ND	10/27/08	MFF	0.010			
2-Chlorotoluene	mg/kg	ND	10/27/08	MFF	0.002			
4-Chlorotoluene	mg/kg	ND	10/27/08	MFF	0.002			
1,2-Dibromo-3-Chloropropane	mg/kg	ND	10/27/08	MFF	0.002			
1,2-Dibromoethane	mg/kg	ND	10/27/08	MFF	0.001			
Dibromomethane	mg/kg	ND	10/27/08	MFF	0.002			
1,2-Dichlorobenzene	mg/kg	ND	10/27/08	MFF	0.002			
1,3-Dichlorobenzene	mg/kg	ND	10/27/08	MFF	0.002			

RL = Reporting Limit

ND = Not Detected at or above the Reporting Limit

NM = Not Measured

SPEC LIMIT = a client specified recommended or regulatory level for comparison with data to determine PASS (P) or FAIL (F) condition of results.

* = See end of report for comments and notes applying to this sample

‡ = See attached chain-of-custody record for time sampled

con-test ANALYTICAL LABORATORY

39 Spruce Street ° East Longmeadow, MA 01028 ° FAX 413/525-6405 ° TEL. 413/525-2332

S. PERHALA
METCALF & EDDY - WALLINGFORD
860 N. MAIN STREET EXTENSION
WALLINGFORD, CT 06492

11/11/2008

Purchase Order No.:

Project Location: SKINNER ST, EAST HAMPTON, CT
Date Received: 10/24/2008
Field Sample # : TRIP BLANK

LIMS-BAT #: LIMT-20833
Job Number: 60049287.02

Sample ID : 08B43317

‡Sampled : 10/24/2008
Not Specified

Sample Matrix: LIQUIDS

	Units	Results	Date Analyzed	Analyst	RL	SPEC Limit Lo	SPEC Limit Hi	P/ F
1,4-Dichlorobenzene	mg/kg	ND	10/27/08	MFF	0.002			
trans-1,4-Dichloro-2-Butene	mg/kg	ND	10/27/08	MFF	0.010			
Dichlorodifluoromethane	mg/kg	ND	10/27/08	MFF	0.020			
1,1-Dichloroethane	mg/kg	ND	10/27/08	MFF	0.002			
1,2-Dichloroethane	mg/kg	ND	10/27/08	MFF	0.002			
1,1-Dichloroethylene	mg/kg	ND	10/27/08	MFF	0.004			
cis-1,2-Dichloroethylene	mg/kg	ND	10/27/08	MFF	0.002			
trans-1,2-Dichloroethylene	mg/kg	ND	10/27/08	MFF	0.002			
1,2-Dichloropropane	mg/kg	ND	10/27/08	MFF	0.002			
1,3-Dichloropropane	mg/kg	ND	10/27/08	MFF	0.001			
2,2-Dichloropropane	mg/kg	ND	10/27/08	MFF	0.002			
1,1-Dichloropropene	mg/kg	ND	10/27/08	MFF	0.002			
cis-1,3-Dichloropropene	mg/kg	ND	10/27/08	MFF	0.001			
trans-1,3-Dichloropropene	mg/kg	ND	10/27/08	MFF	0.001			
Diethyl Ether	mg/kg	ND	10/27/08	MFF	0.020			
Diisopropyl Ether	mg/kg	ND	10/27/08	MFF	0.020			
1,4-Dioxane	mg/kg	ND	10/27/08	MFF	0.10			
Ethyl Benzene	mg/kg	ND	10/27/08	MFF	0.002			
Hexachlorobutadiene	mg/kg	ND	10/27/08	MFF	0.002			
2-Hexanone	mg/kg	ND	10/27/08	MFF	0.10			
Isopropylbenzene	mg/kg	ND	10/27/08	MFF	0.002			
p-Isopropyltoluene	mg/kg	ND	10/27/08	MFF	0.002			
MTBE	mg/kg	ND	10/27/08	MFF	0.004			
Methylene Chloride	mg/kg	ND	10/27/08	MFF	0.020			
MIBK	mg/kg	ND	10/27/08	MFF	0.020			
Naphthalene	mg/kg	ND	10/27/08	MFF	0.010			
n-Propylbenzene	mg/kg	ND	10/27/08	MFF	0.002			
Styrene	mg/kg	ND	10/27/08	MFF	0.010			
1,1,1,2-Tetrachloroethane	mg/kg	ND	10/27/08	MFF	0.002			

RL = Reporting Limit

ND = Not Detected at or above the Reporting Limit

NM = Not Measured

SPEC LIMIT = a client specified recommended or regulatory level for comparison with data to determine PASS (P) or FAIL (F) condition of results.

* = See end of report for comments and notes applying to this sample

‡ = See attached chain-of-custody record for time sampled

con-test ANALYTICAL LABORATORY

39 Spruce Street ° East Longmeadow, MA 01028 ° FAX 413/525-6405 ° TEL. 413/525-2332

S. PERHALA
METCALF & EDDY - WALLINGFORD
860 N. MAIN STREET EXTENSION
WALLINGFORD, CT 06492

11/11/2008

Purchase Order No.:

Project Location: SKINNER ST, EAST HAMPTON, CT
Date Received: 10/24/2008
Field Sample # : TRIP BLANK

LIMS-BAT #: LIMT-20833
Job Number: 60049287.02

Sample ID : 08B43317

‡Sampled : 10/24/2008
Not Specified

Sample Matrix: LIQUIDS

	Units	Results	Date Analyzed	Analyst	RL	SPEC Limit Lo	SPEC Limit Hi	P/ F
1,1,2,2-Tetrachloroethane	mg/kg	ND	10/27/08	MFF	0.001			
Tetrachloroethylene	mg/kg	ND	10/27/08	MFF	0.002			
Tetrahydrofuran	mg/kg	ND	10/27/08	MFF	0.010			
Toluene	mg/kg	ND	10/27/08	MFF	0.002			
1,2,3-Trichlorobenzene	mg/kg	ND	10/27/08	MFF	0.010			
1,2,4-Trichlorobenzene	mg/kg	ND	10/27/08	MFF	0.010			
1,1,1-Trichloroethane	mg/kg	ND	10/27/08	MFF	0.002			
1,1,2-Trichloroethane	mg/kg	ND	10/27/08	MFF	0.002			
Trichloroethylene	mg/kg	ND	10/27/08	MFF	0.002			
Trichlorofluoromethane	mg/kg	ND	10/27/08	MFF	0.010			
1,2,3-Trichloropropane	mg/kg	ND	10/27/08	MFF	0.002			
1,1,2-Trichloro-1,2,2-Trifluoroethane	mg/kg	ND	10/27/08	MFF	0.010			
1,2,4-Trimethylbenzene	mg/kg	ND	10/27/08	MFF	0.002			
1,3,5-Trimethylbenzene	mg/kg	ND	10/27/08	MFF	0.002			
Vinyl Chloride	mg/kg	ND	10/27/08	MFF	0.010			
m + p Xylene	mg/kg	ND	10/27/08	MFF	0.004			
o-Xylene	mg/kg	ND	10/27/08	MFF	0.002			

Analytical Method:
SW846 8260

SAMPLES ARE CONCENTRATED BY PURGE & TRAP, FOLLOWED BY GC/MS TARGET COMPOUND ANALYSIS. REPORTED RESULTS AND REPORTING LIMITS FOR 1,4-DIOXANE AND TERT-BUTYLALCOHOL ARE ESTIMATED SINCE RESPONSE FACTORS FOR THESE COMPOUNDS ARE BELOW METHOD SPECIFICATIONS.

RL = Reporting Limit

ND = Not Detected at or above the Reporting Limit

NM = Not Measured

SPEC LIMIT = a client specified recommended or regulatory level for comparison with data to determine PASS (P) or FAIL (F) condition of results.

* = See end of report for comments and notes applying to this sample

‡ = See attached chain-of-custody record for time sampled

con-test ANALYTICAL LABORATORY

39 Spruce Street ° East Longmeadow, MA 01028 ° FAX 413/525-6405 ° TEL. 413/525-2332

S. PERHALA
METCALF & EDDY - WALLINGFORD
860 N. MAIN STREET EXTENSION
WALLINGFORD, CT 06492

11/11/2008

Purchase Order No.:

Project Location: SKINNER ST, EAST HAMPTON, CT
Date Received: 10/24/2008
Field Sample # : SB1 1-2FT

LIMS-BAT #: LIMT-20833
Job Number: 60049287.02

Sample ID : 08B43306 ‡Sampled : 10/24/2008
Not Specified

Sample Matrix: SOIL

	Units	Results	Date Analyzed	Analyst	RL	SPEC Limit Lo	SPEC Limit Hi	P/ F
Acenaphthene	mg/kg dry wt	ND	10/30/08	BGL	0.188			
Acenaphthylene	mg/kg dry wt	ND	10/30/08	BGL	0.188			
Acetophenone	mg/kg dry wt	ND	10/30/08	BGL	0.38			
Aniline	mg/kg dry wt	ND	10/30/08	BGL	0.38			
Anthracene	mg/kg dry wt	0.346	10/30/08	BGL	0.188			
Benzoic Acid	mg/kg dry wt	ND	10/30/08	BGL	1.13			
Benzo(a)anthracene	mg/kg dry wt	0.879	10/30/08	BGL	0.188			
Benzo(a)pyrene	mg/kg dry wt	0.809	10/30/08	BGL	0.188			
Benzo(b)fluoranthene	mg/kg dry wt	1.06	10/30/08	BGL	0.188			
Benzo(g,h,i)perylene	mg/kg dry wt	0.487	10/30/08	BGL	0.188			
Benzo(k)fluoranthene	mg/kg dry wt	0.427	10/30/08	BGL	0.188			
Bis(2-chloroethoxy)methane	mg/kg dry wt	ND	10/30/08	BGL	0.38			
Bis(2-chloroethyl)ether	mg/kg dry wt	ND	10/30/08	BGL	0.38			
Bis(2-chloroisopropyl)ether	mg/kg dry wt	ND	10/30/08	BGL	0.38			
Bis(2-ethylhexyl)phthalate	mg/kg dry wt	0.45	10/30/08	BGL	0.38			
4-Bromophenyl phenyl ether	mg/kg dry wt	ND	10/30/08	BGL	0.38			
Butylbenzylphthalate	mg/kg dry wt	ND	10/30/08	BGL	0.75			
Carbazole	mg/kg dry wt	ND	10/30/08	BGL	0.19			
4-Chloroaniline	mg/kg dry wt	ND	10/30/08	BGL	0.75			
4-Chloro-3-methylphenol	mg/kg dry wt	ND	10/30/08	BGL	0.75			
2-Chloronaphthalene	mg/kg dry wt	ND	10/30/08	BGL	0.38			
2-Chlorophenol	mg/kg dry wt	ND	10/30/08	BGL	0.38			
4-Chlorophenylphenyl ether	mg/kg dry wt	ND	10/30/08	BGL	0.38			
Chrysene	mg/kg dry wt	0.912	10/30/08	BGL	0.188			
Dibenzofuran	mg/kg dry wt	ND	10/30/08	BGL	0.38			
Dibenz(a,h)anthracene	mg/kg dry wt	ND	10/30/08	BGL	0.188			
1,2-Dichlorobenzene	mg/kg dry wt	ND	10/30/08	BGL	0.38			
1,3-Dichlorobenzene	mg/kg dry wt	ND	10/30/08	BGL	0.38			
1,4-Dichlorobenzene	mg/kg dry wt	ND	10/30/08	BGL	0.38			

RL = Reporting Limit

ND = Not Detected at or above the Reporting Limit

NM = Not Measured

SPEC LIMIT = a client specified recommended or regulatory level for comparison with data to determine PASS (P) or FAIL (F) condition of results.

* = See end of report for comments and notes applying to this sample

‡ = See attached chain-of-custody record for time sampled

con-test ANALYTICAL LABORATORY

39 Spruce Street ° East Longmeadow, MA 01028 ° FAX 413/525-6405 ° TEL. 413/525-2332

S. PERHALA
METCALF & EDDY - WALLINGFORD
860 N. MAIN STREET EXTENSION
WALLINGFORD, CT 06492

11/11/2008

Purchase Order No.:

Project Location: SKINNER ST, EAST HAMPTON, CT
Date Received: 10/24/2008
Field Sample # : SB1 1-2FT

LIMS-BAT #: LIMT-20833
Job Number: 60049287.02

Sample ID : 08B43306

‡Sampled : 10/24/2008
Not Specified

Sample Matrix: SOIL

	Units	Results	Date Analyzed	Analyst	RL	SPEC Limit Lo	SPEC Limit Hi	P/ F
3,3'-Dichlorobenzidine	mg/kg dry wt	ND	10/30/08	BGL	0.19			
2,4-Dichlorophenol	mg/kg dry wt	ND	10/30/08	BGL	0.38			
Diethylphthalate	mg/kg dry wt	ND	10/30/08	BGL	0.38			
2,4-Dimethylphenol	mg/kg dry wt	ND	10/30/08	BGL	0.38			
Dimethylphthalate	mg/kg dry wt	ND	10/30/08	BGL	0.75			
Di-n-butylphthalate	mg/kg dry wt	ND	10/30/08	BGL	0.38			
Di-n-octylphthalate	mg/kg dry wt	ND	10/30/08	BGL	0.75			
4,6-Dinitro-2-methylphenol	mg/kg dry wt	ND	10/30/08	BGL	0.38			
2,4-Dinitrophenol	mg/kg dry wt	ND	10/30/08	BGL	0.75			
2,4-Dinitrotoluene	mg/kg dry wt	ND	10/30/08	BGL	0.38			
2,6-Dinitrotoluene	mg/kg dry wt	ND	10/30/08	BGL	0.38			
1,2-Diphenylhydrazine (as Azobenzene)	mg/kg dry wt	ND	10/30/08	BGL	0.38			
Fluoranthene	mg/kg dry wt	2.25	10/30/08	BGL	0.188			
Fluorene	mg/kg dry wt	ND	10/30/08	BGL	0.188			
Hexachlorobenzene	mg/kg dry wt	ND	10/30/08	BGL	0.38			
Hexachlorobutadiene	mg/kg dry wt	ND	10/30/08	BGL	0.38			
Hexachlorocyclopentadiene	mg/kg dry wt	ND	10/30/08	BGL	0.75			
Hexachloroethane	mg/kg dry wt	ND	10/30/08	BGL	0.38			
Indeno(1,2,3-cd)pyrene	mg/kg dry wt	0.503	10/30/08	BGL	0.188			
Isophorone	mg/kg dry wt	ND	10/30/08	BGL	0.38			
o-cresol	mg/kg dry wt	ND	10/30/08	BGL	0.38			
m & p-cresol(s)	mg/kg dry wt	ND	10/30/08	BGL	0.38			
2-Methylnaphthalene	mg/kg dry wt	ND	10/30/08	BGL	0.188			
Naphthalene	mg/kg dry wt	ND	10/30/08	BGL	0.188			
2-Nitroaniline	mg/kg dry wt	ND	10/30/08	BGL	0.38			
3-Nitroaniline	mg/kg dry wt	ND	10/30/08	BGL	0.38			
4-Nitroaniline	mg/kg dry wt	ND	10/30/08	BGL	0.38			
Nitrobenzene	mg/kg dry wt	ND	10/30/08	BGL	0.38			

RL = Reporting Limit

ND = Not Detected at or above the Reporting Limit

NM = Not Measured

SPEC LIMIT = a client specified recommended or regulatory level for comparison with data to determine PASS (P) or FAIL (F) condition of results.

* = See end of report for comments and notes applying to this sample

‡ = See attached chain-of-custody record for time sampled

con-test ANALYTICAL LABORATORY

39 Spruce Street ° East Longmeadow, MA 01028 ° FAX 413/525-6405 ° TEL. 413/525-2332

S. PERHALA
METCALF & EDDY - WALLINGFORD
860 N. MAIN STREET EXTENSION
WALLINGFORD, CT 06492

11/11/2008

Purchase Order No.:

Project Location: SKINNER ST, EAST HAMPTON, CT
Date Received: 10/24/2008
Field Sample # : SB1 1-2FT

LIMS-BAT #: LIMT-20833
Job Number: 60049287.02

Sample ID : 08B43306 ‡Sampled : 10/24/2008
Not Specified

Sample Matrix: SOIL

	Units	Results	Date Analyzed	Analyst	RL	SPEC Limit Lo	SPEC Limit Hi	P/ F
2-Nitrophenol	mg/kg dry wt	ND	10/30/08	BGL	0.38			
4-Nitrophenol	mg/kg dry wt	ND	10/30/08	BGL	0.75			
N-Nitrosodiphenylamine	mg/kg dry wt	ND	10/30/08	BGL	0.38			
N-Nitroso-di-n-propylamine	mg/kg dry wt	ND	10/30/08	BGL	0.38			
Pentachloronitrobenzene	mg/kg dry wt	ND	10/30/08	BGL	0.38			
Pentachlorophenol	mg/kg dry wt	ND	10/30/08	BGL	0.38			
Phenanthrene	mg/kg dry wt	1.78	10/30/08	BGL	0.188			
Phenol	mg/kg dry wt	ND	10/30/08	BGL	0.38			
Pyrene	mg/kg dry wt	1.62	10/30/08	BGL	0.188			
Pyridine	mg/kg dry wt	ND	10/30/08	BGL	0.19			
1,2,4,5-Tetrachlorobenzene	mg/kg dry wt	ND	10/30/08	BGL	0.38			
1,2,4-Trichlorobenzene	mg/kg dry wt	ND	10/30/08	BGL	0.38			
2,4,5-Trichlorophenol	mg/kg dry wt	ND	10/30/08	BGL	0.38			
2,4,6-Trichlorophenol	mg/kg dry wt	ND	10/30/08	BGL	0.38			
Extraction Date 8270		10/25/2008	10/30/08	BGL				

Analytical Method:
SW846 8270
SAMPLES ARE EXTRACTED IN METHYLENE CHLORIDE/ACETONE AND FOLLOWED BY GC/MS TARGET COMPOUND ANALYSIS. REPORTED RESULTS AND REPORTING LIMITS FOR BENZOIC ACID AND PENTACHLORONITROBENZENE ARE ESTIMATED SINCE RESPONSE FACTOR FOR THESE COMPOUNDS ARE BELOW METHOD SPECIFICATIONS.

RL = Reporting Limit

ND = Not Detected at or above the Reporting Limit

NM = Not Measured

SPEC LIMIT = a client specified recommended or regulatory level for comparison with data to determine PASS (P) or FAIL (F) condition of results.

* = See end of report for comments and notes applying to this sample

‡ = See attached chain-of-custody record for time sampled

con-test ANALYTICAL LABORATORY

39 Spruce Street ° East Longmeadow, MA 01028 ° FAX 413/525-6405 ° TEL. 413/525-2332

S. PERHALA
METCALF & EDDY - WALLINGFORD
860 N. MAIN STREET EXTENSION
WALLINGFORD, CT 06492

11/11/2008

Purchase Order No.:

Project Location: SKINNER ST, EAST HAMPTON, CT
Date Received: 10/24/2008
Field Sample # : SB1 6-7FT

LIMS-BAT #: LIMT-20833
Job Number: 60049287.02

Sample ID : 08B43307

‡Sampled : 10/24/2008
Not Specified

Sample Matrix: SOIL

	Units	Results	Date Analyzed	Analyst	RL	SPEC Limit Lo	SPEC Limit Hi	P/ F
Acenaphthene	mg/kg dry wt	ND	10/30/08	BGL	0.189			
Acenaphthylene	mg/kg dry wt	ND	10/30/08	BGL	0.189			
Acetophenone	mg/kg dry wt	ND	10/30/08	BGL	0.38			
Aniline	mg/kg dry wt	ND	10/30/08	BGL	0.38			
Anthracene	mg/kg dry wt	ND	10/30/08	BGL	0.189			
Benzoic Acid	mg/kg dry wt	ND	10/30/08	BGL	1.13			
Benzo(a)anthracene	mg/kg dry wt	ND	10/30/08	BGL	0.189			
Benzo(a)pyrene	mg/kg dry wt	ND	10/30/08	BGL	0.189			
Benzo(b)fluoranthene	mg/kg dry wt	ND	10/30/08	BGL	0.189			
Benzo(g,h,i)perylene	mg/kg dry wt	ND	10/30/08	BGL	0.189			
Benzo(k)fluoranthene	mg/kg dry wt	ND	10/30/08	BGL	0.189			
Bis(2-chloroethoxy)methane	mg/kg dry wt	ND	10/30/08	BGL	0.38			
Bis(2-chloroethyl)ether	mg/kg dry wt	ND	10/30/08	BGL	0.38			
Bis(2-chloroisopropyl)ether	mg/kg dry wt	ND	10/30/08	BGL	0.38			
Bis(2-ethylhexyl)phthalate	mg/kg dry wt	ND	10/30/08	BGL	0.38			
4-Bromophenyl phenyl ether	mg/kg dry wt	ND	10/30/08	BGL	0.38			
Butylbenzylphthalate	mg/kg dry wt	ND	10/30/08	BGL	0.76			
Carbazole	mg/kg dry wt	ND	10/30/08	BGL	0.19			
4-Chloroaniline	mg/kg dry wt	ND	10/30/08	BGL	0.76			
4-Chloro-3-methylphenol	mg/kg dry wt	ND	10/30/08	BGL	0.76			
2-Chloronaphthalene	mg/kg dry wt	ND	10/30/08	BGL	0.38			
2-Chlorophenol	mg/kg dry wt	ND	10/30/08	BGL	0.38			
4-Chlorophenylphenyl ether	mg/kg dry wt	ND	10/30/08	BGL	0.38			
Chrysene	mg/kg dry wt	ND	10/30/08	BGL	0.189			
Dibenzofuran	mg/kg dry wt	ND	10/30/08	BGL	0.38			
Dibenz(a,h)anthracene	mg/kg dry wt	ND	10/30/08	BGL	0.189			
1,2-Dichlorobenzene	mg/kg dry wt	ND	10/30/08	BGL	0.38			
1,3-Dichlorobenzene	mg/kg dry wt	ND	10/30/08	BGL	0.38			
1,4-Dichlorobenzene	mg/kg dry wt	ND	10/30/08	BGL	0.38			

RL = Reporting Limit

ND = Not Detected at or above the Reporting Limit

NM = Not Measured

SPEC LIMIT = a client specified recommended or regulatory level for comparison with data to determine PASS (P) or FAIL (F) condition of results.

* = See end of report for comments and notes applying to this sample

‡ = See attached chain-of-custody record for time sampled

con-test ANALYTICAL LABORATORY

39 Spruce Street ° East Longmeadow, MA 01028 ° FAX 413/525-6405 ° TEL. 413/525-2332

S. PERHALA
METCALF & EDDY - WALLINGFORD
860 N. MAIN STREET EXTENSION
WALLINGFORD, CT 06492

11/11/2008

Purchase Order No.:

Project Location: SKINNER ST, EAST HAMPTON, CT
Date Received: 10/24/2008
Field Sample # : SB1 6-7FT

LIMS-BAT #: LIMT-20833
Job Number: 60049287.02

Sample ID : 08B43307 ‡Sampled : 10/24/2008
Not Specified

Sample Matrix: SOIL

	Units	Results	Date Analyzed	Analyst	RL	SPEC Limit Lo	SPEC Limit Hi	P/ F
3,3'-Dichlorobenzidine	mg/kg dry wt	ND	10/30/08	BGL	0.19			
2,4-Dichlorophenol	mg/kg dry wt	ND	10/30/08	BGL	0.38			
Diethylphthalate	mg/kg dry wt	ND	10/30/08	BGL	0.38			
2,4-Dimethylphenol	mg/kg dry wt	ND	10/30/08	BGL	0.38			
Dimethylphthalate	mg/kg dry wt	ND	10/30/08	BGL	0.76			
Di-n-butylphthalate	mg/kg dry wt	ND	10/30/08	BGL	0.38			
Di-n-octylphthalate	mg/kg dry wt	ND	10/30/08	BGL	0.76			
4,6-Dinitro-2-methylphenol	mg/kg dry wt	ND	10/30/08	BGL	0.38			
2,4-Dinitrophenol	mg/kg dry wt	ND	10/30/08	BGL	0.76			
2,4-Dinitrotoluene	mg/kg dry wt	ND	10/30/08	BGL	0.38			
2,6-Dinitrotoluene	mg/kg dry wt	ND	10/30/08	BGL	0.38			
1,2-Diphenylhydrazine (as Azobenzene)	mg/kg dry wt	ND	10/30/08	BGL	0.38			
Fluoranthene	mg/kg dry wt	ND	10/30/08	BGL	0.189			
Fluorene	mg/kg dry wt	ND	10/30/08	BGL	0.189			
Hexachlorobenzene	mg/kg dry wt	ND	10/30/08	BGL	0.38			
Hexachlorobutadiene	mg/kg dry wt	ND	10/30/08	BGL	0.38			
Hexachlorocyclopentadiene	mg/kg dry wt	ND	10/30/08	BGL	0.76			
Hexachloroethane	mg/kg dry wt	ND	10/30/08	BGL	0.38			
Indeno(1,2,3-cd)pyrene	mg/kg dry wt	ND	10/30/08	BGL	0.189			
Isophorone	mg/kg dry wt	ND	10/30/08	BGL	0.38			
o-cresol	mg/kg dry wt	ND	10/30/08	BGL	0.38			
m & p-cresol(s)	mg/kg dry wt	ND	10/30/08	BGL	0.38			
2-Methylnaphthalene	mg/kg dry wt	ND	10/30/08	BGL	0.189			
Naphthalene	mg/kg dry wt	ND	10/30/08	BGL	0.189			
2-Nitroaniline	mg/kg dry wt	ND	10/30/08	BGL	0.38			
3-Nitroaniline	mg/kg dry wt	ND	10/30/08	BGL	0.38			
4-Nitroaniline	mg/kg dry wt	ND	10/30/08	BGL	0.38			
Nitrobenzene	mg/kg dry wt	ND	10/30/08	BGL	0.38			

RL = Reporting Limit

ND = Not Detected at or above the Reporting Limit

NM = Not Measured

SPEC LIMIT = a client specified recommended or regulatory level for comparison with data to determine PASS (P) or FAIL (F) condition of results.

* = See end of report for comments and notes applying to this sample

‡ = See attached chain-of-custody record for time sampled

con-test ANALYTICAL LABORATORY

39 Spruce Street ° East Longmeadow, MA 01028 ° FAX 413/525-6405 ° TEL. 413/525-2332

S. PERHALA
METCALF & EDDY - WALLINGFORD
860 N. MAIN STREET EXTENSION
WALLINGFORD, CT 06492

11/11/2008

Purchase Order No.:

Project Location: SKINNER ST, EAST HAMPTON, CT
Date Received: 10/24/2008
Field Sample # : SB1 6-7FT

LIMS-BAT #: LIMT-20833
Job Number: 60049287.02

Sample ID : 08B43307

‡Sampled : 10/24/2008
Not Specified

Sample Matrix: SOIL

	Units	Results	Date Analyzed	Analyst	RL	SPEC Limit Lo	SPEC Limit Hi	P/ F
2-Nitrophenol	mg/kg dry wt	ND	10/30/08	BGL	0.38			
4-Nitrophenol	mg/kg dry wt	ND	10/30/08	BGL	0.76			
N-Nitrosodiphenylamine	mg/kg dry wt	ND	10/30/08	BGL	0.38			
N-Nitroso-di-n-propylamine	mg/kg dry wt	ND	10/30/08	BGL	0.38			
Pentachloronitrobenzene	mg/kg dry wt	ND	10/30/08	BGL	0.38			
Pentachlorophenol	mg/kg dry wt	ND	10/30/08	BGL	0.38			
Phenanthrene	mg/kg dry wt	ND	10/30/08	BGL	0.189			
Phenol	mg/kg dry wt	ND	10/30/08	BGL	0.38			
Pyrene	mg/kg dry wt	ND	10/30/08	BGL	0.189			
Pyridine	mg/kg dry wt	ND	10/30/08	BGL	0.19			
1,2,4,5-Tetrachlorobenzene	mg/kg dry wt	ND	10/30/08	BGL	0.38			
1,2,4-Trichlorobenzene	mg/kg dry wt	ND	10/30/08	BGL	0.38			
2,4,5-Trichlorophenol	mg/kg dry wt	ND	10/30/08	BGL	0.38			
2,4,6-Trichlorophenol	mg/kg dry wt	ND	10/30/08	BGL	0.38			
Extraction Date 8270		10/25/2008	10/30/08	BGL				

Analytical Method:
SW846 8270
SAMPLES ARE EXTRACTED IN METHYLENE CHLORIDE/ACETONE AND FOLLOWED BY GC/MS TARGET COMPOUND ANALYSIS. REPORTED RESULTS AND REPORTING LIMITS FOR BENZOIC ACID AND PENTACHLORONITROBENZENE ARE ESTIMATED SINCE RESPONSE FACTOR FOR THESE COMPOUNDS ARE BELOW METHOD SPECIFICATIONS.

RL = Reporting Limit

ND = Not Detected at or above the Reporting Limit

NM = Not Measured

SPEC LIMIT = a client specified recommended or regulatory level for comparison with data to determine PASS (P) or FAIL (F) condition of results.

* = See end of report for comments and notes applying to this sample

‡ = See attached chain-of-custody record for time sampled

con-test ANALYTICAL LABORATORY

39 Spruce Street ° East Longmeadow, MA 01028 ° FAX 413/525-6405 ° TEL. 413/525-2332

S. PERHALA
METCALF & EDDY - WALLINGFORD
860 N. MAIN STREET EXTENSION
WALLINGFORD, CT 06492

11/11/2008

Purchase Order No.:

Project Location: SKINNER ST, EAST HAMPTON, CT
Date Received: 10/24/2008
Field Sample # : SB6 1-2FT

LIMS-BAT #: LIMT-20833
Job Number: 60049287.02

Sample ID : 08B43314 ‡Sampled : 10/24/2008
Not Specified

Sample Matrix: SOIL

	Units	Results	Date Analyzed	Analyst	RL	SPEC Limit Lo	SPEC Limit Hi	P/ F
Acenaphthene	mg/kg dry wt	ND	11/02/08	BGL	1.95			
Acenaphthylene	mg/kg dry wt	ND	11/02/08	BGL	1.95			
Acetophenone	mg/kg dry wt	ND	11/02/08	BGL	3.89			
Aniline	mg/kg dry wt	ND	11/02/08	BGL	3.89			
Anthracene	mg/kg dry wt	ND	11/02/08	BGL	1.95			
Benzoic Acid	mg/kg dry wt	ND	11/02/08	BGL	11.7			
Benzo(a)anthracene	mg/kg dry wt	3.74	11/02/08	BGL	1.95			
Benzo(a)pyrene	mg/kg dry wt	3.32	11/02/08	BGL	1.95			
Benzo(b)fluoranthene	mg/kg dry wt	3.68	11/02/08	BGL	1.95			
Benzo(g,h,i)perylene	mg/kg dry wt	2.73	11/02/08	BGL	1.95			
Benzo(k)fluoranthene	mg/kg dry wt	ND	11/02/08	BGL	1.95			
Bis(2-chloroethoxy)methane	mg/kg dry wt	ND	11/02/08	BGL	3.89			
Bis(2-chloroethyl)ether	mg/kg dry wt	ND	11/02/08	BGL	3.89			
Bis(2-chloroisopropyl)ether	mg/kg dry wt	ND	11/02/08	BGL	3.89			
Bis(2-ethylhexyl)phthalate	mg/kg dry wt	ND	11/02/08	BGL	3.89			
4-Bromophenyl phenyl ether	mg/kg dry wt	ND	11/02/08	BGL	3.89			
Butylbenzylphthalate	mg/kg dry wt	ND	11/02/08	BGL	7.78			
Carbazole	mg/kg dry wt	ND	11/02/08	BGL	1.95			
4-Chloroaniline	mg/kg dry wt	ND	11/02/08	BGL	7.78			
4-Chloro-3-methylphenol	mg/kg dry wt	ND	11/02/08	BGL	7.78			
2-Chloronaphthalene	mg/kg dry wt	ND	11/02/08	BGL	3.89			
2-Chlorophenol	mg/kg dry wt	ND	11/02/08	BGL	3.89			
4-Chlorophenylphenyl ether	mg/kg dry wt	ND	11/02/08	BGL	3.89			
Chrysene	mg/kg dry wt	4.26	11/02/08	BGL	1.95			
Dibenzofuran	mg/kg dry wt	ND	11/02/08	BGL	3.89			
Dibenz(a,h)anthracene	mg/kg dry wt	ND	11/02/08	BGL	1.95			
1,2-Dichlorobenzene	mg/kg dry wt	ND	11/02/08	BGL	3.89			
1,3-Dichlorobenzene	mg/kg dry wt	ND	11/02/08	BGL	3.89			
1,4-Dichlorobenzene	mg/kg dry wt	ND	11/02/08	BGL	3.89			

RL = Reporting Limit

ND = Not Detected at or above the Reporting Limit

NM = Not Measured

SPEC LIMIT = a client specified recommended or regulatory level for comparison with data to determine PASS (P) or FAIL (F) condition of results.

* = See end of report for comments and notes applying to this sample

‡ = See attached chain-of-custody record for time sampled

con-test ANALYTICAL LABORATORY

39 Spruce Street ° East Longmeadow, MA 01028 ° FAX 413/525-6405 ° TEL. 413/525-2332

S. PERHALA
METCALF & EDDY - WALLINGFORD
860 N. MAIN STREET EXTENSION
WALLINGFORD, CT 06492

11/11/2008

Purchase Order No.:

Project Location: SKINNER ST, EAST HAMPTON, CT
Date Received: 10/24/2008
Field Sample # : SB6 1-2FT

LIMS-BAT #: LIMT-20833
Job Number: 60049287.02

Sample ID : 08B43314

‡Sampled : 10/24/2008
Not Specified

Sample Matrix: SOIL

	Units	Results	Date Analyzed	Analyst	RL	SPEC Limit Lo	SPEC Limit Hi	P/ F
3,3'-Dichlorobenzidine	mg/kg dry wt	ND	11/02/08	BGL	1.95			
2,4-Dichlorophenol	mg/kg dry wt	ND	11/02/08	BGL	3.89			
Diethylphthalate	mg/kg dry wt	ND	11/02/08	BGL	3.89			
2,4-Dimethylphenol	mg/kg dry wt	ND	11/02/08	BGL	3.89			
Dimethylphthalate	mg/kg dry wt	ND	11/02/08	BGL	7.78			
Di-n-butylphthalate	mg/kg dry wt	ND	11/02/08	BGL	3.89			
Di-n-octylphthalate	mg/kg dry wt	ND	11/02/08	BGL	7.78			
4,6-Dinitro-2-methylphenol	mg/kg dry wt	ND	11/02/08	BGL	3.89			
2,4-Dinitrophenol	mg/kg dry wt	ND	11/02/08	BGL	7.78			
2,4-Dinitrotoluene	mg/kg dry wt	ND	11/02/08	BGL	3.89			
2,6-Dinitrotoluene	mg/kg dry wt	ND	11/02/08	BGL	3.89			
1,2-Diphenylhydrazine (as Azobenzene)	mg/kg dry wt	ND	11/02/08	BGL	3.89			
Fluoranthene	mg/kg dry wt	11.2	11/02/08	BGL	1.95			
Fluorene	mg/kg dry wt	ND	11/02/08	BGL	1.95			
Hexachlorobenzene	mg/kg dry wt	ND	11/02/08	BGL	3.89			
Hexachlorobutadiene	mg/kg dry wt	ND	11/02/08	BGL	3.89			
Hexachlorocyclopentadiene	mg/kg dry wt	ND	11/02/08	BGL	7.78			
Hexachloroethane	mg/kg dry wt	ND	11/02/08	BGL	3.89			
Indeno(1,2,3-cd)pyrene	mg/kg dry wt	2.86	11/02/08	BGL	1.95			
Isophorone	mg/kg dry wt	ND	11/02/08	BGL	3.89			
o-cresol	mg/kg dry wt	ND	11/02/08	BGL	3.89			
m & p-cresol(s)	mg/kg dry wt	ND	11/02/08	BGL	3.89			
2-Methylnaphthalene	mg/kg dry wt	ND	11/02/08	BGL	1.95			
Naphthalene	mg/kg dry wt	ND	11/02/08	BGL	1.95			
2-Nitroaniline	mg/kg dry wt	ND	11/02/08	BGL	3.89			
3-Nitroaniline	mg/kg dry wt	ND	11/02/08	BGL	3.89			
4-Nitroaniline	mg/kg dry wt	ND	11/02/08	BGL	3.89			
Nitrobenzene	mg/kg dry wt	ND	11/02/08	BGL	3.89			

RL = Reporting Limit

ND = Not Detected at or above the Reporting Limit

NM = Not Measured

SPEC LIMIT = a client specified recommended or regulatory level for comparison with data to determine PASS (P) or FAIL (F) condition of results.

* = See end of report for comments and notes applying to this sample

‡ = See attached chain-of-custody record for time sampled

con-test ANALYTICAL LABORATORY

39 Spruce Street ° East Longmeadow, MA 01028 ° FAX 413/525-6405 ° TEL. 413/525-2332

S. PERHALA
METCALF & EDDY - WALLINGFORD
860 N. MAIN STREET EXTENSION
WALLINGFORD, CT 06492

11/11/2008

Purchase Order No.:

Project Location: SKINNER ST, EAST HAMPTON, CT
Date Received: 10/24/2008
Field Sample # : SB6 1-2FT

LIMS-BAT #: LIMT-20833
Job Number: 60049287.02

Sample ID : 08B43314 ‡Sampled : 10/24/2008
Not Specified

Sample Matrix: SOIL

	Units	Results	Date Analyzed	Analyst	RL	SPEC Limit Lo	SPEC Limit Hi	P/ F
2-Nitrophenol	mg/kg dry wt	ND	11/02/08	BGL	3.89			
4-Nitrophenol	mg/kg dry wt	ND	11/02/08	BGL	7.78			
N-Nitrosodiphenylamine	mg/kg dry wt	ND	11/02/08	BGL	3.89			
N-Nitroso-di-n-propylamine	mg/kg dry wt	ND	11/02/08	BGL	3.89			
Pentachloronitrobenzene	mg/kg dry wt	ND	11/02/08	BGL	3.89			
Pentachlorophenol	mg/kg dry wt	ND	11/02/08	BGL	3.89			
Phenanthrene	mg/kg dry wt	6.26	11/02/08	BGL	1.95			
Phenol	mg/kg dry wt	ND	11/02/08	BGL	3.89			
Pyrene	mg/kg dry wt	11.2	11/02/08	BGL	1.95			
Pyridine	mg/kg dry wt	ND	11/02/08	BGL	1.95			
1,2,4,5-Tetrachlorobenzene	mg/kg dry wt	ND	11/02/08	BGL	3.89			
1,2,4-Trichlorobenzene	mg/kg dry wt	ND	11/02/08	BGL	3.89			
2,4,5-Trichlorophenol	mg/kg dry wt	ND	11/02/08	BGL	3.89			
2,4,6-Trichlorophenol	mg/kg dry wt	ND	11/02/08	BGL	3.89			
Extraction Date 8270		10/31/2008	11/02/08	BGL				

Analytical Method:
SW846 8270
SAMPLES ARE EXTRACTED IN METHYLENE CHLORIDE/ACETONE AND FOLLOWED BY GC/MS TARGET COMPOUND ANALYSIS. REPORTED RESULTS AND REPORTING LIMITS FOR BENZOIC ACID AND PENTACHLORONITROBENZENE ARE ESTIMATED SINCE RESPONSE FACTOR FOR THESE COMPOUNDS ARE BELOW METHOD SPECIFICATIONS.

RL = Reporting Limit

ND = Not Detected at or above the Reporting Limit

NM = Not Measured

SPEC LIMIT = a client specified recommended or regulatory level for comparison with data to determine PASS (P) or FAIL (F) condition of results.

* = See end of report for comments and notes applying to this sample

‡ = See attached chain-of-custody record for time sampled

con-test ANALYTICAL LABORATORY

39 Spruce Street ° East Longmeadow, MA 01028 ° FAX 413/525-6405 ° TEL. 413/525-2332

S. PERHALA
METCALF & EDDY - WALLINGFORD
860 N. MAIN STREET EXTENSION
WALLINGFORD, CT 06492

11/11/2008

Purchase Order No.:

Project Location: SKINNER ST, EAST HAMPTON, CT
Date Received: 10/24/2008
Field Sample # : SB6 1-2FT DUP

LIMS-BAT #: LIMT-20833
Job Number: 60049287.02

Sample ID : 08B43315 ‡Sampled : 10/24/2008
Not Specified

Sample Matrix: SOIL

	Units	Results	Date Analyzed	Analyst	RL	SPEC Limit Lo	SPEC Limit Hi	P/ F
Acenaphthene	mg/kg dry wt	ND	11/02/08	BGL	1.97			
Acenaphthylene	mg/kg dry wt	ND	11/02/08	BGL	1.97			
Acetophenone	mg/kg dry wt	ND	11/02/08	BGL	3.93			
Aniline	mg/kg dry wt	ND	11/02/08	BGL	3.93			
Anthracene	mg/kg dry wt	ND	11/02/08	BGL	1.97			
Benzoic Acid	mg/kg dry wt	ND	11/02/08	BGL	11.8			
Benzo(a)anthracene	mg/kg dry wt	4.15	11/02/08	BGL	1.97			
Benzo(a)pyrene	mg/kg dry wt	3.59	11/02/08	BGL	1.97			
Benzo(b)fluoranthene	mg/kg dry wt	4.00	11/02/08	BGL	1.97			
Benzo(g,h,i)perylene	mg/kg dry wt	2.97	11/02/08	BGL	1.97			
Benzo(k)fluoranthene	mg/kg dry wt	ND	11/02/08	BGL	1.97			
Bis(2-chloroethoxy)methane	mg/kg dry wt	ND	11/02/08	BGL	3.93			
Bis(2-chloroethyl)ether	mg/kg dry wt	ND	11/02/08	BGL	3.93			
Bis(2-chloroisopropyl)ether	mg/kg dry wt	ND	11/02/08	BGL	3.93			
Bis(2-ethylhexyl)phthalate	mg/kg dry wt	ND	11/02/08	BGL	3.93			
4-Bromophenyl phenyl ether	mg/kg dry wt	ND	11/02/08	BGL	3.93			
Butylbenzylphthalate	mg/kg dry wt	ND	11/02/08	BGL	7.86			
Carbazole	mg/kg dry wt	ND	11/02/08	BGL	1.97			
4-Chloroaniline	mg/kg dry wt	ND	11/02/08	BGL	7.86			
4-Chloro-3-methylphenol	mg/kg dry wt	ND	11/02/08	BGL	7.86			
2-Chloronaphthalene	mg/kg dry wt	ND	11/02/08	BGL	3.93			
2-Chlorophenol	mg/kg dry wt	ND	11/02/08	BGL	3.93			
4-Chlorophenylphenyl ether	mg/kg dry wt	ND	11/02/08	BGL	3.93			
Chrysene	mg/kg dry wt	4.67	11/02/08	BGL	1.97			
Dibenzofuran	mg/kg dry wt	ND	11/02/08	BGL	3.93			
Dibenz(a,h)anthracene	mg/kg dry wt	ND	11/02/08	BGL	1.97			
1,2-Dichlorobenzene	mg/kg dry wt	ND	11/02/08	BGL	3.93			
1,3-Dichlorobenzene	mg/kg dry wt	ND	11/02/08	BGL	3.93			
1,4-Dichlorobenzene	mg/kg dry wt	ND	11/02/08	BGL	3.93			

RL = Reporting Limit

ND = Not Detected at or above the Reporting Limit

NM = Not Measured

SPEC LIMIT = a client specified recommended or regulatory level for comparison with data to determine PASS (P) or FAIL (F) condition of results.

* = See end of report for comments and notes applying to this sample

‡ = See attached chain-of-custody record for time sampled

con-test ANALYTICAL LABORATORY

39 Spruce Street ° East Longmeadow, MA 01028 ° FAX 413/525-6405 ° TEL. 413/525-2332

S. PERHALA
METCALF & EDDY - WALLINGFORD
860 N. MAIN STREET EXTENSION
WALLINGFORD, CT 06492

11/11/2008

Purchase Order No.:

Project Location: SKINNER ST, EAST HAMPTON, CT
Date Received: 10/24/2008
Field Sample # : SB6 1-2FT DUP

LIMS-BAT #: LIMT-20833
Job Number: 60049287.02

Sample ID : 08B43315 ‡Sampled : 10/24/2008
Not Specified

Sample Matrix: SOIL

	Units	Results	Date Analyzed	Analyst	RL	SPEC Limit Lo	SPEC Limit Hi	P/ F
3,3'-Dichlorobenzidine	mg/kg dry wt	ND	11/02/08	BGL	1.97			
2,4-Dichlorophenol	mg/kg dry wt	ND	11/02/08	BGL	3.93			
Diethylphthalate	mg/kg dry wt	ND	11/02/08	BGL	3.93			
2,4-Dimethylphenol	mg/kg dry wt	ND	11/02/08	BGL	3.93			
Dimethylphthalate	mg/kg dry wt	ND	11/02/08	BGL	7.86			
Di-n-butylphthalate	mg/kg dry wt	ND	11/02/08	BGL	3.93			
Di-n-octylphthalate	mg/kg dry wt	ND	11/02/08	BGL	7.86			
4,6-Dinitro-2-methylphenol	mg/kg dry wt	ND	11/02/08	BGL	3.93			
2,4-Dinitrophenol	mg/kg dry wt	ND	11/02/08	BGL	7.86			
2,4-Dinitrotoluene	mg/kg dry wt	ND	11/02/08	BGL	3.93			
2,6-Dinitrotoluene	mg/kg dry wt	ND	11/02/08	BGL	3.93			
1,2-Diphenylhydrazine (as Azobenzene)	mg/kg dry wt	ND	11/02/08	BGL	3.93			
Fluoranthene	mg/kg dry wt	11.6	11/02/08	BGL	1.97			
Fluorene	mg/kg dry wt	ND	11/02/08	BGL	1.97			
Hexachlorobenzene	mg/kg dry wt	ND	11/02/08	BGL	3.93			
Hexachlorobutadiene	mg/kg dry wt	ND	11/02/08	BGL	3.93			
Hexachlorocyclopentadiene	mg/kg dry wt	ND	11/02/08	BGL	7.86			
Hexachloroethane	mg/kg dry wt	ND	11/02/08	BGL	3.93			
Indeno(1,2,3-cd)pyrene	mg/kg dry wt	3.18	11/02/08	BGL	1.97			
Isophorone	mg/kg dry wt	ND	11/02/08	BGL	3.93			
o-cresol	mg/kg dry wt	ND	11/02/08	BGL	3.93			
m & p-cresol(s)	mg/kg dry wt	ND	11/02/08	BGL	3.93			
2-Methylnaphthalene	mg/kg dry wt	ND	11/02/08	BGL	1.97			
Naphthalene	mg/kg dry wt	ND	11/02/08	BGL	1.97			
2-Nitroaniline	mg/kg dry wt	ND	11/02/08	BGL	3.93			
3-Nitroaniline	mg/kg dry wt	ND	11/02/08	BGL	3.93			
4-Nitroaniline	mg/kg dry wt	ND	11/02/08	BGL	3.93			
Nitrobenzene	mg/kg dry wt	ND	11/02/08	BGL	3.93			

RL = Reporting Limit

ND = Not Detected at or above the Reporting Limit

NM = Not Measured

SPEC LIMIT = a client specified recommended or regulatory level for comparison with data to determine PASS (P) or FAIL (F) condition of results.

* = See end of report for comments and notes applying to this sample

‡ = See attached chain-of-custody record for time sampled

con-test ANALYTICAL LABORATORY

39 Spruce Street ° East Longmeadow, MA 01028 ° FAX 413/525-6405 ° TEL. 413/525-2332

S. PERHALA
METCALF & EDDY - WALLINGFORD
860 N. MAIN STREET EXTENSION
WALLINGFORD, CT 06492

11/11/2008

Purchase Order No.:

Project Location: SKINNER ST, EAST HAMPTON, CT
Date Received: 10/24/2008
Field Sample # : SB6 1-2FT DUP

LIMS-BAT #: LIMT-20833
Job Number: 60049287.02

Sample ID : 08B43315 ‡Sampled : 10/24/2008
Not Specified

Sample Matrix: SOIL

	Units	Results	Date Analyzed	Analyst	RL	SPEC Limit Lo	SPEC Limit Hi	P/ F
2-Nitrophenol	mg/kg dry wt	ND	11/02/08	BGL	3.93			
4-Nitrophenol	mg/kg dry wt	ND	11/02/08	BGL	7.86			
N-Nitrosodiphenylamine	mg/kg dry wt	ND	11/02/08	BGL	3.93			
N-Nitroso-di-n-propylamine	mg/kg dry wt	ND	11/02/08	BGL	3.93			
Pentachloronitrobenzene	mg/kg dry wt	ND	11/02/08	BGL	3.93			
Pentachlorophenol	mg/kg dry wt	ND	11/02/08	BGL	3.93			
Phenanthrene	mg/kg dry wt	6.75	11/02/08	BGL	1.97			
Phenol	mg/kg dry wt	ND	11/02/08	BGL	3.93			
Pyrene	mg/kg dry wt	13.0	11/02/08	BGL	1.97			
Pyridine	mg/kg dry wt	ND	11/02/08	BGL	1.97			
1,2,4,5-Tetrachlorobenzene	mg/kg dry wt	ND	11/02/08	BGL	3.93			
1,2,4-Trichlorobenzene	mg/kg dry wt	ND	11/02/08	BGL	3.93			
2,4,5-Trichlorophenol	mg/kg dry wt	ND	11/02/08	BGL	3.93			
2,4,6-Trichlorophenol	mg/kg dry wt	ND	11/02/08	BGL	3.93			
Extraction Date 8270		10/31/2008	11/02/08	BGL				

Analytical Method:
SW846 8270
SAMPLES ARE EXTRACTED IN METHYLENE CHLORIDE/ACETONE AND FOLLOWED BY GC/MS TARGET COMPOUND ANALYSIS. REPORTED RESULTS AND REPORTING LIMITS FOR BENZOIC ACID AND PENTACHLORONITROBENZENE ARE ESTIMATED SINCE RESPONSE FACTOR FOR THESE COMPOUNDS ARE BELOW METHOD SPECIFICATIONS.

RL = Reporting Limit

ND = Not Detected at or above the Reporting Limit

NM = Not Measured

SPEC LIMIT = a client specified recommended or regulatory level for comparison with data to determine PASS (P) or FAIL (F) condition of results.

* = See end of report for comments and notes applying to this sample

‡ = See attached chain-of-custody record for time sampled

con-test ANALYTICAL LABORATORY

39 Spruce Street ° East Longmeadow, MA 01028 ° FAX 413/525-6405 ° TEL. 413/525-2332

S. PERHALA
METCALF & EDDY - WALLINGFORD
860 N. MAIN STREET EXTENSION
WALLINGFORD, CT 06492

11/11/2008

Purchase Order No.:

Project Location: SKINNER ST, EAST HAMPTON, CT
Date Received: 10/24/2008
Field Sample # : SB6 6-7FT

LIMS-BAT #: LIMT-20833
Job Number: 60049287.02

Sample ID : 08B43316 ‡Sampled : 10/24/2008
Not Specified

Sample Matrix: SOIL

	Units	Results	Date Analyzed	Analyst	RL	SPEC Limit Lo	SPEC Limit Hi	P/ F
Acenaphthene	mg/kg dry wt	ND	10/30/08	BGL	0.191			
Acenaphthylene	mg/kg dry wt	ND	10/30/08	BGL	0.191			
Acetophenone	mg/kg dry wt	ND	10/30/08	BGL	0.39			
Aniline	mg/kg dry wt	ND	10/30/08	BGL	0.39			
Anthracene	mg/kg dry wt	ND	10/30/08	BGL	0.191			
Benzoic Acid	mg/kg dry wt	ND	10/30/08	BGL	1.15			
Benzo(a)anthracene	mg/kg dry wt	ND	10/30/08	BGL	0.191			
Benzo(a)pyrene	mg/kg dry wt	ND	10/30/08	BGL	0.191			
Benzo(b)fluoranthene	mg/kg dry wt	ND	10/30/08	BGL	0.191			
Benzo(g,h,i)perylene	mg/kg dry wt	ND	10/30/08	BGL	0.191			
Benzo(k)fluoranthene	mg/kg dry wt	ND	10/30/08	BGL	0.191			
Bis(2-chloroethoxy)methane	mg/kg dry wt	ND	10/30/08	BGL	0.39			
Bis(2-chloroethyl)ether	mg/kg dry wt	ND	10/30/08	BGL	0.39			
Bis(2-chloroisopropyl)ether	mg/kg dry wt	ND	10/30/08	BGL	0.39			
Bis(2-ethylhexyl)phthalate	mg/kg dry wt	0.55	10/30/08	BGL	0.39			
4-Bromophenyl phenyl ether	mg/kg dry wt	ND	10/30/08	BGL	0.39			
Butylbenzylphthalate	mg/kg dry wt	ND	10/30/08	BGL	0.77			
Carbazole	mg/kg dry wt	ND	10/30/08	BGL	0.20			
4-Chloroaniline	mg/kg dry wt	ND	10/30/08	BGL	0.77			
4-Chloro-3-methylphenol	mg/kg dry wt	ND	10/30/08	BGL	0.77			
2-Chloronaphthalene	mg/kg dry wt	ND	10/30/08	BGL	0.39			
2-Chlorophenol	mg/kg dry wt	ND	10/30/08	BGL	0.39			
4-Chlorophenylphenyl ether	mg/kg dry wt	ND	10/30/08	BGL	0.39			
Chrysene	mg/kg dry wt	ND	10/30/08	BGL	0.191			
Dibenzofuran	mg/kg dry wt	ND	10/30/08	BGL	0.39			
Dibenz(a,h)anthracene	mg/kg dry wt	ND	10/30/08	BGL	0.191			
1,2-Dichlorobenzene	mg/kg dry wt	ND	10/30/08	BGL	0.39			
1,3-Dichlorobenzene	mg/kg dry wt	ND	10/30/08	BGL	0.39			
1,4-Dichlorobenzene	mg/kg dry wt	ND	10/30/08	BGL	0.39			

RL = Reporting Limit

ND = Not Detected at or above the Reporting Limit

NM = Not Measured

SPEC LIMIT = a client specified recommended or regulatory level for comparison with data to determine PASS (P) or FAIL (F) condition of results.

* = See end of report for comments and notes applying to this sample

‡ = See attached chain-of-custody record for time sampled

con-test ANALYTICAL LABORATORY

39 Spruce Street ° East Longmeadow, MA 01028 ° FAX 413/525-6405 ° TEL. 413/525-2332

S. PERHALA
METCALF & EDDY - WALLINGFORD
860 N. MAIN STREET EXTENSION
WALLINGFORD, CT 06492

11/11/2008

Purchase Order No.:

Project Location: SKINNER ST, EAST HAMPTON, CT
Date Received: 10/24/2008
Field Sample # : SB6 6-7FT

LIMS-BAT #: LIMT-20833
Job Number: 60049287.02

Sample ID : 08B43316

‡Sampled : 10/24/2008
Not Specified

Sample Matrix: SOIL

	Units	Results	Date Analyzed	Analyst	RL	SPEC Limit Lo	SPEC Limit Hi	P/ F
3,3'-Dichlorobenzidine	mg/kg dry wt	ND	10/30/08	BGL	0.20			
2,4-Dichlorophenol	mg/kg dry wt	ND	10/30/08	BGL	0.39			
Diethylphthalate	mg/kg dry wt	ND	10/30/08	BGL	0.39			
2,4-Dimethylphenol	mg/kg dry wt	ND	10/30/08	BGL	0.39			
Dimethylphthalate	mg/kg dry wt	ND	10/30/08	BGL	0.77			
Di-n-butylphthalate	mg/kg dry wt	ND	10/30/08	BGL	0.39			
Di-n-octylphthalate	mg/kg dry wt	ND	10/30/08	BGL	0.77			
4,6-Dinitro-2-methylphenol	mg/kg dry wt	ND	10/30/08	BGL	0.39			
2,4-Dinitrophenol	mg/kg dry wt	ND	10/30/08	BGL	0.77			
2,4-Dinitrotoluene	mg/kg dry wt	ND	10/30/08	BGL	0.39			
2,6-Dinitrotoluene	mg/kg dry wt	ND	10/30/08	BGL	0.39			
1,2-Diphenylhydrazine (as Azobenzene)	mg/kg dry wt	ND	10/30/08	BGL	0.39			
Fluoranthene	mg/kg dry wt	0.319	10/30/08	BGL	0.191			
Fluorene	mg/kg dry wt	ND	10/30/08	BGL	0.191			
Hexachlorobenzene	mg/kg dry wt	ND	10/30/08	BGL	0.39			
Hexachlorobutadiene	mg/kg dry wt	ND	10/30/08	BGL	0.39			
Hexachlorocyclopentadiene	mg/kg dry wt	ND	10/30/08	BGL	0.77			
Hexachloroethane	mg/kg dry wt	ND	10/30/08	BGL	0.39			
Indeno(1,2,3-cd)pyrene	mg/kg dry wt	ND	10/30/08	BGL	0.191			
Isophorone	mg/kg dry wt	ND	10/30/08	BGL	0.39			
o-cresol	mg/kg dry wt	ND	10/30/08	BGL	0.39			
m & p-cresol(s)	mg/kg dry wt	ND	10/30/08	BGL	0.39			
2-Methylnaphthalene	mg/kg dry wt	ND	10/30/08	BGL	0.191			
Naphthalene	mg/kg dry wt	ND	10/30/08	BGL	0.191			
2-Nitroaniline	mg/kg dry wt	ND	10/30/08	BGL	0.39			
3-Nitroaniline	mg/kg dry wt	ND	10/30/08	BGL	0.39			
4-Nitroaniline	mg/kg dry wt	ND	10/30/08	BGL	0.39			
Nitrobenzene	mg/kg dry wt	ND	10/30/08	BGL	0.39			

RL = Reporting Limit

ND = Not Detected at or above the Reporting Limit

NM = Not Measured

SPEC LIMIT = a client specified recommended or regulatory level for comparison with data to determine PASS (P) or FAIL (F) condition of results.

* = See end of report for comments and notes applying to this sample

‡ = See attached chain-of-custody record for time sampled

con-test ANALYTICAL LABORATORY

39 Spruce Street ° East Longmeadow, MA 01028 ° FAX 413/525-6405 ° TEL. 413/525-2332

S. PERHALA
METCALF & EDDY - WALLINGFORD
860 N. MAIN STREET EXTENSION
WALLINGFORD, CT 06492

11/11/2008

Purchase Order No.:

Project Location: SKINNER ST, EAST HAMPTON, CT
Date Received: 10/24/2008
Field Sample # : SB6 6-7FT

LIMS-BAT #: LIMT-20833
Job Number: 60049287.02

Sample ID : 08B43316 ‡Sampled : 10/24/2008
Not Specified

Sample Matrix: SOIL

	Units	Results	Date Analyzed	Analyst	RL	SPEC Limit Lo	SPEC Limit Hi	P/ F
2-Nitrophenol	mg/kg dry wt	ND	10/30/08	BGL	0.39			
4-Nitrophenol	mg/kg dry wt	ND	10/30/08	BGL	0.77			
N-Nitrosodiphenylamine	mg/kg dry wt	ND	10/30/08	BGL	0.39			
N-Nitroso-di-n-propylamine	mg/kg dry wt	ND	10/30/08	BGL	0.39			
Pentachloronitrobenzene	mg/kg dry wt	ND	10/30/08	BGL	0.39			
Pentachlorophenol	mg/kg dry wt	ND	10/30/08	BGL	0.39			
Phenanthrene	mg/kg dry wt	ND	10/30/08	BGL	0.191			
Phenol	mg/kg dry wt	ND	10/30/08	BGL	0.39			
Pyrene	mg/kg dry wt	0.297	10/30/08	BGL	0.191			
Pyridine	mg/kg dry wt	ND	10/30/08	BGL	0.20			
1,2,4,5-Tetrachlorobenzene	mg/kg dry wt	ND	10/30/08	BGL	0.39			
1,2,4-Trichlorobenzene	mg/kg dry wt	ND	10/30/08	BGL	0.39			
2,4,5-Trichlorophenol	mg/kg dry wt	ND	10/30/08	BGL	0.39			
2,4,6-Trichlorophenol	mg/kg dry wt	ND	10/30/08	BGL	0.39			
Extraction Date 8270		10/25/2008	10/30/08	BGL				

Analytical Method:
SW846 8270
SAMPLES ARE EXTRACTED IN METHYLENE CHLORIDE/ACETONE AND FOLLOWED BY GC/MS TARGET COMPOUND ANALYSIS. REPORTED RESULTS AND REPORTING LIMITS FOR BENZOIC ACID AND PENTACHLORONITROBENZENE ARE ESTIMATED SINCE RESPONSE FACTOR FOR THESE COMPOUNDS ARE BELOW METHOD SPECIFICATIONS.

RL = Reporting Limit

ND = Not Detected at or above the Reporting Limit

NM = Not Measured

SPEC LIMIT = a client specified recommended or regulatory level for comparison with data to determine PASS (P) or FAIL (F) condition of results.

* = See end of report for comments and notes applying to this sample

‡ = See attached chain-of-custody record for time sampled

con-test ANALYTICAL LABORATORY

39 Spruce Street ° East Longmeadow, MA 01028 ° FAX 413/525-6405 ° TEL. 413/525-2332

S. PERHALA
METCALF & EDDY - WALLINGFORD
860 N. MAIN STREET EXTENSION
WALLINGFORD, CT 06492

11/11/2008

Purchase Order No.:

Project Location: SKINNER ST, EAST HAMPTON, CT
Date Received: 10/24/2008

LIMS-BAT #: LIMT-20833
Job Number: 60049287.02

Field Sample # : SB1 1-2FT

Sample ID : 08B43306 ‡Sampled : 10/24/2008
Not Specified

Sample Matrix: SOIL

	Units	Results	Date Analyzed	Analyst	RL	SPEC Limit Lo	SPEC Limit Hi	P/ F
Extractable TPH (ETPH)	mg/kg dry weight	37	10/28/08	PJG	12			

Field Sample # : SB1 6-7FT

Sample ID : 08B43307 ‡Sampled : 10/24/2008
Not Specified

Sample Matrix: SOIL

	Units	Results	Date Analyzed	Analyst	RL	SPEC Limit Lo	SPEC Limit Hi	P/ F
Extractable TPH (ETPH)	mg/kg dry weight	ND	10/28/08	PJG	12			

Field Sample # : SB2 3-4FT

Sample ID : 08B43308 ‡Sampled : 10/24/2008
Not Specified

Sample Matrix: SOIL

	Units	Results	Date Analyzed	Analyst	RL	SPEC Limit Lo	SPEC Limit Hi	P/ F
Extractable TPH (ETPH)	mg/kg dry weight	ND	10/28/08	PJG	12			

Field Sample # : SB2 5-6FT

Sample ID : 08B43309 ‡Sampled : 10/24/2008
Not Specified

Sample Matrix: SOIL

	Units	Results	Date Analyzed	Analyst	RL	SPEC Limit Lo	SPEC Limit Hi	P/ F
Extractable TPH (ETPH)	mg/kg dry weight	20	10/28/08	PJG	12			

Field Sample # : SB3 0.5-1.5FT

Sample ID : 08B43310 ‡Sampled : 10/24/2008
Not Specified

Sample Matrix: SOIL

	Units	Results	Date Analyzed	Analyst	RL	SPEC Limit Lo	SPEC Limit Hi	P/ F
Extractable TPH (ETPH)	mg/kg dry weight	460	10/28/08	PJG	63			

RL = Reporting Limit

ND = Not Detected at or above the Reporting Limit

NM = Not Measured

SPEC LIMIT = a client specified recommended or regulatory level for comparison with data to determine PASS (P) or FAIL (F) condition of results.

* = See end of report for comments and notes applying to this sample

‡ = See attached chain-of-custody record for time sampled

con-test ANALYTICAL LABORATORY

39 Spruce Street ° East Longmeadow, MA 01028 ° FAX 413/525-6405 ° TEL. 413/525-2332

S. PERHALA
METCALF & EDDY - WALLINGFORD
860 N. MAIN STREET EXTENSION
WALLINGFORD, CT 06492

11/11/2008

Purchase Order No.:

Project Location: SKINNER ST, EAST HAMPTON, CT
Date Received: 10/24/2008

LIMS-BAT #: LIMT-20833
Job Number: 60049287.02

Field Sample # : SB3 4-4.5FT

Sample ID : 08B43311 ‡Sampled : 10/24/2008
Not Specified

Sample Matrix: SOIL

	Units	Results	Date Analyzed	Analyst	RL	SPEC Limit Lo	SPEC Limit Hi	P/ F
Extractable TPH (ETPH)	mg/kg dry weight	ND	10/28/08	PJG	14			

Field Sample # : SB5 4-5FT

Sample ID : 08B43312 ‡Sampled : 10/24/2008
Not Specified

Sample Matrix: SOIL

	Units	Results	Date Analyzed	Analyst	RL	SPEC Limit Lo	SPEC Limit Hi	P/ F
Extractable TPH (ETPH)	mg/kg dry weight	21	10/28/08	PJG	13			

Field Sample # : SB5 6.5-7.5FT

Sample ID : 08B43313 ‡Sampled : 10/24/2008
Not Specified

Sample Matrix: SOIL

	Units	Results	Date Analyzed	Analyst	RL	SPEC Limit Lo	SPEC Limit Hi	P/ F
Extractable TPH (ETPH)	mg/kg dry weight	ND	10/28/08	PJG	11			

Field Sample # : SB6 1-2FT

Sample ID : 08B43314 ‡Sampled : 10/24/2008
Not Specified

Sample Matrix: SOIL

	Units	Results	Date Analyzed	Analyst	RL	SPEC Limit Lo	SPEC Limit Hi	P/ F
Extractable TPH (ETPH)	mg/kg dry weight	1500	10/28/08	PJG	470			

Field Sample # : SB6 1-2FT DUP

Sample ID : 08B43315 ‡Sampled : 10/24/2008
Not Specified

Sample Matrix: SOIL

	Units	Results	Date Analyzed	Analyst	RL	SPEC Limit Lo	SPEC Limit Hi	P/ F
Extractable TPH (ETPH)	mg/kg dry weight	1300	10/28/08	PJG	480			

RL = Reporting Limit

ND = Not Detected at or above the Reporting Limit

NM = Not Measured

SPEC LIMIT = a client specified recommended or regulatory level for comparison with data to determine PASS (P) or FAIL (F) condition of results.

* = See end of report for comments and notes applying to this sample

‡ = See attached chain-of-custody record for time sampled

39 Spruce Street ° East Longmeadow, MA 01028 ° FAX 413/525-6405 ° TEL. 413/525-2332

S. PERHALA
METCALF & EDDY - WALLINGFORD
860 N. MAIN STREET EXTENSION
WALLINGFORD, CT 06492

11/11/2008

Purchase Order No.:

Project Location: SKINNER ST, EAST HAMPTON, CT
Date Received: 10/24/2008
Field Sample # : SB6 6-7FT

LIMS-BAT #: LIMT-20833
Job Number: 60049287.02

Sample ID : 08B43316

‡Sampled : 10/24/2008
Not Specified

Sample Matrix: SOIL

	Units	Results	Date Analyzed	Analyst	RL	SPEC Limit Lo	SPEC Limit Hi	P/ F
Extractable TPH (ETPH)	mg/kg dry weight	41	10/28/08	PJG	12			

Analytical Method:
Extractable TPH (CT ETPH)
SAMPLES ARE EXTRACTED INTO METHYLENE CHLORIDE AND ANALYZED BY GAS CHROMATOGRAPHY WITH FLAME IONIZATION DETECTION (GC/FID).

RL = Reporting Limit
ND = Not Detected at or above the Reporting Limit
NM = Not Measured
* = See end of report for comments and notes applying to this sample
‡ = See attached chain-of-custody record for time sampled

SPEC LIMIT = a client specified recommended or regulatory level for comparison with data to determine PASS (P) or FAIL (F) condition of results.

con-test ANALYTICAL LABORATORY

39 Spruce Street ° East Longmeadow, MA 01028 ° FAX 413/525-6405 ° TEL. 413/525-2332

S. PERHALA
METCALF & EDDY - WALLINGFORD
860 N. MAIN STREET EXTENSION
WALLINGFORD, CT 06492

11/11/2008

Purchase Order No.:

Project Location: SKINNER ST, EAST HAMPTON, CT
Date Received: 10/24/2008
Field Sample # : SB1 1-2FT

LIMS-BAT #: LIMT-20833
Job Number: 60049287.02

Sample ID : 08B43306

‡Sampled : 10/24/2008
Not Specified

Sample Matrix: SOIL

	Units	Results	Date Analyzed	Analyst	RL	SPEC Limit Lo	SPEC Limit Hi	P/ F
Antimony	mg/kg dry wt	ND	10/31/08	OP	4.50			
Arsenic	mg/kg dry wt	7.94	10/31/08	OP	2.81			
Barium	mg/kg dry wt	123	10/31/08	OP	5.62			
Beryllium	mg/kg dry wt	0.90	10/31/08	OP	0.29			
Cadmium	mg/kg dry wt	0.30	10/31/08	OP	0.29			
Chromium	mg/kg dry wt	23.8	10/31/08	OP	0.57			
Copper	mg/kg dry wt	191	10/31/08	OP	0.57			
Lead	mg/kg dry wt	56.8	10/31/08	OP	0.85			
Mercury	mg/kg dry wt	0.055	10/29/08	KM	0.014			
Nickel	mg/kg dry wt	17.7	10/31/08	OP	0.57			
Selenium	mg/kg dry wt	ND	10/31/08	OP	5.62			
Silver	mg/kg dry wt	ND	10/31/08	OP	0.57			
Thallium	mg/kg dry wt	ND	10/31/08	OP	3.38			
Vanadium	mg/kg dry wt	37.0	10/31/08	OP	5.62			
Zinc	mg/kg dry wt	145	10/31/08	OP	1.13			

RL = Reporting Limit

ND = Not Detected at or above the Reporting Limit

NM = Not Measured

SPEC LIMIT = a client specified recommended or regulatory level for comparison with data to determine PASS (P) or FAIL (F) condition of results.

* = See end of report for comments and notes applying to this sample

‡ = See attached chain-of-custody record for time sampled

con-test ANALYTICAL LABORATORY

39 Spruce Street ° East Longmeadow, MA 01028 ° FAX 413/525-6405 ° TEL. 413/525-2332

S. PERHALA
METCALF & EDDY - WALLINGFORD
860 N. MAIN STREET EXTENSION
WALLINGFORD, CT 06492

11/11/2008

Purchase Order No.:

Project Location: SKINNER ST, EAST HAMPTON, CT
Date Received: 10/24/2008
Field Sample # : SB1 6-7FT

LIMS-BAT #: LIMT-20833
Job Number: 60049287.02

Sample ID : 08B43307

‡Sampled : 10/24/2008
Not Specified

Sample Matrix: SOIL

	Units	Results	Date Analyzed	Analyst	RL	SPEC Limit Lo	SPEC Limit Hi	P/ F
Antimony	mg/kg dry wt	ND	10/31/08	OP	4.52			
Arsenic	mg/kg dry wt	6.54	10/31/08	OP	2.83			
Barium	mg/kg dry wt	48.4	10/31/08	OP	5.65			
Beryllium	mg/kg dry wt	0.66	10/31/08	OP	0.29			
Cadmium	mg/kg dry wt	ND	10/31/08	OP	0.29			
Chromium	mg/kg dry wt	9.25	10/31/08	OP	0.57			
Copper	mg/kg dry wt	13.9	10/31/08	OP	0.57			
Lead	mg/kg dry wt	2.29	10/31/08	OP	0.85			
Mercury	mg/kg dry wt	0.018	10/29/08	KM	0.017			
Nickel	mg/kg dry wt	16.7	10/31/08	OP	0.57			
Selenium	mg/kg dry wt	ND	10/31/08	OP	5.65			
Silver	mg/kg dry wt	ND	10/31/08	OP	0.57			
Thallium	mg/kg dry wt	ND	10/31/08	OP	3.39			
Vanadium	mg/kg dry wt	20.2	10/31/08	OP	5.65			
Zinc	mg/kg dry wt	35.4	10/31/08	OP	1.13			

RL = Reporting Limit

ND = Not Detected at or above the Reporting Limit

NM = Not Measured

SPEC LIMIT = a client specified recommended or regulatory level for comparison with data to determine PASS (P) or FAIL (F) condition of results.

* = See end of report for comments and notes applying to this sample

‡ = See attached chain-of-custody record for time sampled

con-test ANALYTICAL LABORATORY

39 Spruce Street ° East Longmeadow, MA 01028 ° FAX 413/525-6405 ° TEL. 413/525-2332

S. PERHALA
METCALF & EDDY - WALLINGFORD
860 N. MAIN STREET EXTENSION
WALLINGFORD, CT 06492

11/11/2008

Purchase Order No.:

Project Location: SKINNER ST, EAST HAMPTON, CT
Date Received: 10/24/2008
Field Sample # : SB2 3-4FT

LIMS-BAT #: LIMT-20833
Job Number: 60049287.02

Sample ID : 08B43308 ‡Sampled : 10/24/2008
Not Specified

Sample Matrix: SOIL

	Units	Results	Date Analyzed	Analyst	RL	SPEC Limit Lo	SPEC Limit Hi	P/ F
Antimony	mg/kg dry wt	ND	10/31/08	OP	4.75			
Arsenic	mg/kg dry wt	14.5	10/31/08	OP	2.97			
Barium	mg/kg dry wt	371	10/31/08	OP	5.94			
Beryllium	mg/kg dry wt	0.93	10/31/08	OP	0.30			
Cadmium	mg/kg dry wt	0.86	10/31/08	OP	0.30			
Chromium	mg/kg dry wt	13.3	10/31/08	OP	0.60			
Copper	mg/kg dry wt	8.61	10/31/08	OP	0.60			
Lead	mg/kg dry wt	4.95	10/31/08	OP	0.89			
Mercury	mg/kg dry wt	0.017	10/29/08	KM	0.010			
Nickel	mg/kg dry wt	34.2	10/31/08	OP	0.60			
Selenium	mg/kg dry wt	ND	10/31/08	OP	5.94			
Silver	mg/kg dry wt	1.17	10/31/08	OP	0.60			
Thallium	mg/kg dry wt	ND	10/31/08	OP	3.56			
Vanadium	mg/kg dry wt	29.8	10/31/08	OP	5.94			
Zinc	mg/kg dry wt	76.4	10/31/08	OP	1.19			

RL = Reporting Limit

ND = Not Detected at or above the Reporting Limit

NM = Not Measured

SPEC LIMIT = a client specified recommended or regulatory level for comparison with data to determine PASS (P) or FAIL (F) condition of results.

* = See end of report for comments and notes applying to this sample

‡ = See attached chain-of-custody record for time sampled

con-test ANALYTICAL LABORATORY

39 Spruce Street ° East Longmeadow, MA 01028 ° FAX 413/525-6405 ° TEL. 413/525-2332

S. PERHALA
METCALF & EDDY - WALLINGFORD
860 N. MAIN STREET EXTENSION
WALLINGFORD, CT 06492

11/11/2008

Purchase Order No.:

Project Location: SKINNER ST, EAST HAMPTON, CT
Date Received: 10/24/2008
Field Sample # : SB2 5-6FT

LIMS-BAT #: LIMT-20833
Job Number: 60049287.02

Sample ID : 08B43309

‡Sampled : 10/24/2008
Not Specified

Sample Matrix: SOIL

	Units	Results	Date Analyzed	Analyst	RL	SPEC Limit Lo	SPEC Limit Hi	P/ F
Antimony	mg/kg dry wt	ND	10/31/08	OP	4.60			
Arsenic	mg/kg dry wt	6.22	10/31/08	OP	2.88			
Barium	mg/kg dry wt	54.7	10/31/08	OP	5.75			
Beryllium	mg/kg dry wt	0.34	10/31/08	OP	0.29			
Cadmium	mg/kg dry wt	ND	10/31/08	OP	0.29			
Chromium	mg/kg dry wt	9.82	10/31/08	OP	0.58			
Copper	mg/kg dry wt	17.5	10/31/08	OP	0.58			
Lead	mg/kg dry wt	6.51	10/31/08	OP	0.87			
Mercury	mg/kg dry wt	ND	10/29/08	KM	0.012			
Nickel	mg/kg dry wt	14.2	10/31/08	OP	0.58			
Selenium	mg/kg dry wt	ND	10/31/08	OP	5.75			
Silver	mg/kg dry wt	ND	10/31/08	OP	0.58			
Thallium	mg/kg dry wt	ND	10/31/08	OP	3.45			
Vanadium	mg/kg dry wt	21.0	10/31/08	OP	5.75			
Zinc	mg/kg dry wt	34.5	10/31/08	OP	1.15			

RL = Reporting Limit

ND = Not Detected at or above the Reporting Limit

NM = Not Measured

SPEC LIMIT = a client specified recommended or regulatory level for comparison with data to determine PASS (P) or FAIL (F) condition of results.

* = See end of report for comments and notes applying to this sample

‡ = See attached chain-of-custody record for time sampled

con-test ANALYTICAL LABORATORY

39 Spruce Street ° East Longmeadow, MA 01028 ° FAX 413/525-6405 ° TEL. 413/525-2332

S. PERHALA
METCALF & EDDY - WALLINGFORD
860 N. MAIN STREET EXTENSION
WALLINGFORD, CT 06492

11/11/2008

Purchase Order No.:

Project Location: SKINNER ST, EAST HAMPTON, CT
Date Received: 10/24/2008
Field Sample # : SB3 0.5-1.5FT

LIMS-BAT #: LIMT-20833
Job Number: 60049287.02

Sample ID : 08B43310 ‡Sampled : 10/24/2008
Not Specified

Sample Matrix: SOIL

	Units	Results	Date Analyzed	Analyst	RL	SPEC Limit Lo	SPEC Limit Hi	P/ F
Antimony	mg/kg dry wt	ND	10/31/08	OP	4.97			
Arsenic	mg/kg dry wt	6.79	10/31/08	OP	3.11			
Barium	mg/kg dry wt	80.9	10/31/08	OP	6.22			
Beryllium	mg/kg dry wt	0.48	10/31/08	OP	0.32			
Cadmium	mg/kg dry wt	0.66	10/31/08	OP	0.32			
Chromium	mg/kg dry wt	16.6	10/31/08	OP	0.63			
Copper	mg/kg dry wt	490	10/31/08	OP	0.63			
Lead	mg/kg dry wt	162	10/31/08	OP	0.94			
Mercury	mg/kg dry wt	0.098	10/29/08	KM	0.015			
Nickel	mg/kg dry wt	24.2	10/31/08	OP	0.63			
Selenium	mg/kg dry wt	ND	10/31/08	OP	6.22			
Silver	mg/kg dry wt	ND	10/31/08	OP	0.63			
Thallium	mg/kg dry wt	ND	10/31/08	OP	3.73			
Vanadium	mg/kg dry wt	37.3	10/31/08	OP	6.22			
Zinc	mg/kg dry wt	344	10/31/08	OP	1.25			

RL = Reporting Limit

ND = Not Detected at or above the Reporting Limit

NM = Not Measured

SPEC LIMIT = a client specified recommended or regulatory level for comparison with data to determine PASS (P) or FAIL (F) condition of results.

* = See end of report for comments and notes applying to this sample

‡ = See attached chain-of-custody record for time sampled

con-test ANALYTICAL LABORATORY

39 Spruce Street ° East Longmeadow, MA 01028 ° FAX 413/525-6405 ° TEL. 413/525-2332

S. PERHALA
METCALF & EDDY - WALLINGFORD
860 N. MAIN STREET EXTENSION
WALLINGFORD, CT 06492

11/11/2008

Purchase Order No.:

Project Location: SKINNER ST, EAST HAMPTON, CT
Date Received: 10/24/2008
Field Sample # : SB3 4-4.5FT

LIMS-BAT #: LIMT-20833
Job Number: 60049287.02

Sample ID : 08B43311 ‡Sampled : 10/24/2008
Not Specified

Sample Matrix: SOIL

	Units	Results	Date Analyzed	Analyst	RL	SPEC Limit Lo	SPEC Limit Hi	P/ F
Antimony	mg/kg dry wt	ND	10/31/08	OP	5.31			
Arsenic	mg/kg dry wt	121	10/31/08	OP	3.32			
Barium	mg/kg dry wt	1140	10/31/08	OP	6.64			
Beryllium	mg/kg dry wt	2.06	10/31/08	OP	0.34			
Cadmium	mg/kg dry wt	1.65	10/31/08	OP	0.34			
Chromium	mg/kg dry wt	15.5	10/31/08	OP	0.67			
Copper	mg/kg dry wt	42.5	10/31/08	OP	0.67			
Lead	mg/kg dry wt	7.38	10/31/08	OP	1.00			
Mercury	mg/kg dry wt	0.038	10/29/08	KM	0.021			
Nickel	mg/kg dry wt	28.3	10/31/08	OP	0.67			
Selenium	mg/kg dry wt	ND	10/31/08	OP	6.64			
Silver	mg/kg dry wt	ND	10/31/08	OP	0.67			
Thallium	mg/kg dry wt	ND	10/31/08	OP	3.98			
Vanadium	mg/kg dry wt	28.9	10/31/08	OP	6.64			
Zinc	mg/kg dry wt	63.1	10/31/08	OP	1.33			

RL = Reporting Limit

ND = Not Detected at or above the Reporting Limit

NM = Not Measured

SPEC LIMIT = a client specified recommended or regulatory level for comparison with data to determine PASS (P) or FAIL (F) condition of results.

* = See end of report for comments and notes applying to this sample

‡ = See attached chain-of-custody record for time sampled

con-test® ANALYTICAL LABORATORY

39 Spruce Street ° East Longmeadow, MA 01028 ° FAX 413/525-6405 ° TEL. 413/525-2332

S. PERHALA
METCALF & EDDY - WALLINGFORD
860 N. MAIN STREET EXTENSION
WALLINGFORD, CT 06492

11/11/2008

Purchase Order No.:

Project Location: SKINNER ST, EAST HAMPTON, CT
Date Received: 10/24/2008
Field Sample # : SB5 4-5FT

LIMS-BAT #: LIMT-20833
Job Number: 60049287.02

Sample ID : 08B43312

‡Sampled : 10/24/2008
Not Specified

Sample Matrix: SOIL

	Units	Results	Date Analyzed	Analyst	RL	SPEC Limit Lo	SPEC Limit Hi	P/ F
Antimony	mg/kg dry wt	ND	10/31/08	OP	5.18			
Arsenic	mg/kg dry wt	ND	10/31/08	OP	3.24			
Barium	mg/kg dry wt	207	10/31/08	OP	6.47			
Beryllium	mg/kg dry wt	ND	10/31/08	OP	0.33			
Cadmium	mg/kg dry wt	1.39	10/31/08	OP	0.33			
Chromium	mg/kg dry wt	10.6	10/31/08	OP	0.65			
Copper	mg/kg dry wt	65.7	10/31/08	OP	0.65			
Lead	mg/kg dry wt	332	10/31/08	OP	0.98			
Mercury	mg/kg dry wt	0.020	10/29/08	KM	0.017			
Nickel	mg/kg dry wt	31.1	10/31/08	OP	0.65			
Selenium	mg/kg dry wt	ND	10/31/08	OP	6.47			
Silver	mg/kg dry wt	ND	10/31/08	OP	0.65			
Thallium	mg/kg dry wt	ND	10/31/08	OP	3.89			
Vanadium	mg/kg dry wt	17.4	10/31/08	OP	6.47			
Zinc	mg/kg dry wt	567	10/31/08	OP	1.30			

RL = Reporting Limit

ND = Not Detected at or above the Reporting Limit

NM = Not Measured

SPEC LIMIT = a client specified recommended or regulatory level for comparison with data to determine PASS (P) or FAIL (F) condition of results.

* = See end of report for comments and notes applying to this sample

‡ = See attached chain-of-custody record for time sampled

con-test ANALYTICAL LABORATORY

39 Spruce Street ° East Longmeadow, MA 01028 ° FAX 413/525-6405 ° TEL. 413/525-2332

S. PERHALA
METCALF & EDDY - WALLINGFORD
860 N. MAIN STREET EXTENSION
WALLINGFORD, CT 06492

11/11/2008

Purchase Order No.:

Project Location: SKINNER ST, EAST HAMPTON, CT
Date Received: 10/24/2008
Field Sample # : SB5 6.5-7.5FT

LIMS-BAT #: LIMT-20833
Job Number: 60049287.02

Sample ID : 08B43313 ‡Sampled : 10/24/2008
Not Specified

Sample Matrix: SOIL

	Units	Results	Date Analyzed	Analyst	RL	SPEC Limit Lo	SPEC Limit Hi	P/ F
Antimony	mg/kg dry wt	ND	10/31/08	OP	4.19			
Arsenic	mg/kg dry wt	6.23	10/31/08	OP	2.62			
Barium	mg/kg dry wt	157	10/31/08	OP	5.24			
Beryllium	mg/kg dry wt	2.40	10/31/08	OP	0.27			
Cadmium	mg/kg dry wt	ND	10/31/08	OP	0.27			
Chromium	mg/kg dry wt	34.4	10/31/08	OP	0.53			
Copper	mg/kg dry wt	53.8	10/31/08	OP	0.53			
Lead	mg/kg dry wt	4.74	10/31/08	OP	0.79			
Mercury	mg/kg dry wt	ND	10/29/08	KM	0.011			
Nickel	mg/kg dry wt	41.7	10/31/08	OP	0.53			
Selenium	mg/kg dry wt	ND	10/31/08	OP	5.24			
Silver	mg/kg dry wt	ND	10/31/08	OP	0.53			
Thallium	mg/kg dry wt	ND	10/31/08	OP	3.15			
Vanadium	mg/kg dry wt	60.8	10/31/08	OP	5.24			
Zinc	mg/kg dry wt	86.3	10/31/08	OP	1.05			

RL = Reporting Limit

ND = Not Detected at or above the Reporting Limit

NM = Not Measured

SPEC LIMIT = a client specified recommended or regulatory level for comparison with data to determine PASS (P) or FAIL (F) condition of results.

* = See end of report for comments and notes applying to this sample

‡ = See attached chain-of-custody record for time sampled

con-test ANALYTICAL LABORATORY

39 Spruce Street ° East Longmeadow, MA 01028 ° FAX 413/525-6405 ° TEL. 413/525-2332

S. PERHALA
METCALF & EDDY - WALLINGFORD
860 N. MAIN STREET EXTENSION
WALLINGFORD, CT 06492

11/11/2008

Purchase Order No.:

Project Location: SKINNER ST, EAST HAMPTON, CT
Date Received: 10/24/2008
Field Sample # : SB6 1-2FT

LIMS-BAT #: LIMT-20833
Job Number: 60049287.02

Sample ID : 08B43314 ‡Sampled : 10/24/2008
Not Specified

Sample Matrix: SOIL

	Units	Results	Date Analyzed	Analyst	RL	SPEC Limit Lo	SPEC Limit Hi	P/ F
Antimony	mg/kg dry wt	ND	10/31/08	OP	4.67			
Arsenic	mg/kg dry wt	6.04	10/31/08	OP	2.92			
Barium	mg/kg dry wt	48.5	10/31/08	OP	5.84			
Beryllium	mg/kg dry wt	0.31	10/31/08	OP	0.30			
Cadmium	mg/kg dry wt	0.34	10/31/08	OP	0.30			
Chromium	mg/kg dry wt	12.4	10/31/08	OP	0.59			
Copper	mg/kg dry wt	208	10/31/08	OP	0.59			
Lead	mg/kg dry wt	40.0	10/31/08	OP	0.88			
Mercury	mg/kg dry wt	0.187	10/29/08	KM	0.013			
Nickel	mg/kg dry wt	149	10/31/08	OP	0.59			
Selenium	mg/kg dry wt	ND	10/31/08	OP	5.84			
Silver	mg/kg dry wt	ND	10/31/08	OP	0.59			
Thallium	mg/kg dry wt	ND	10/31/08	OP	3.51			
Vanadium	mg/kg dry wt	20.6	10/31/08	OP	5.84			
Zinc	mg/kg dry wt	165	10/31/08	OP	1.17			

RL = Reporting Limit

ND = Not Detected at or above the Reporting Limit

NM = Not Measured

SPEC LIMIT = a client specified recommended or regulatory level for comparison with data to determine PASS (P) or FAIL (F) condition of results.

* = See end of report for comments and notes applying to this sample

‡ = See attached chain-of-custody record for time sampled

con-test ANALYTICAL LABORATORY

39 Spruce Street ° East Longmeadow, MA 01028 ° FAX 413/525-6405 ° TEL. 413/525-2332

S. PERHALA
METCALF & EDDY - WALLINGFORD
860 N. MAIN STREET EXTENSION
WALLINGFORD, CT 06492

11/11/2008

Purchase Order No.:

Project Location: SKINNER ST, EAST HAMPTON, CT
Date Received: 10/24/2008
Field Sample # : SB6 1-2FT DUP

LIMS-BAT #: LIMT-20833
Job Number: 60049287.02

Sample ID : 08B43315 ‡Sampled : 10/24/2008
Not Specified

Sample Matrix: SOIL

	Units	Results	Date Analyzed	Analyst	RL	SPEC Limit Lo	SPEC Limit Hi	P/ F
Antimony	mg/kg dry wt	ND	10/31/08	OP	4.72			
Arsenic	mg/kg dry wt	4.75	10/31/08	OP	2.95			
Barium	mg/kg dry wt	42.2	10/31/08	OP	5.89			
Beryllium	mg/kg dry wt	ND	10/31/08	OP	0.30			
Cadmium	mg/kg dry wt	ND	10/31/08	OP	0.30			
Chromium	mg/kg dry wt	12.6	10/31/08	OP	0.59			
Copper	mg/kg dry wt	230	10/31/08	OP	0.59			
Lead	mg/kg dry wt	40.4	10/31/08	OP	0.89			
Mercury	mg/kg dry wt	0.136	10/29/08	KM	0.010			
Nickel	mg/kg dry wt	101	10/31/08	OP	0.59			
Selenium	mg/kg dry wt	ND	10/31/08	OP	5.89			
Silver	mg/kg dry wt	ND	10/31/08	OP	0.59			
Thallium	mg/kg dry wt	ND	10/31/08	OP	3.54			
Vanadium	mg/kg dry wt	19.0	10/31/08	OP	5.89			
Zinc	mg/kg dry wt	130	10/31/08	OP	1.18			

RL = Reporting Limit

ND = Not Detected at or above the Reporting Limit

NM = Not Measured

SPEC LIMIT = a client specified recommended or regulatory level for comparison with data to determine PASS (P) or FAIL (F) condition of results.

* = See end of report for comments and notes applying to this sample

‡ = See attached chain-of-custody record for time sampled

con-test ANALYTICAL LABORATORY

39 Spruce Street ° East Longmeadow, MA 01028 ° FAX 413/525-6405 ° TEL. 413/525-2332

S. PERHALA
METCALF & EDDY - WALLINGFORD
860 N. MAIN STREET EXTENSION
WALLINGFORD, CT 06492

11/11/2008

Purchase Order No.:

Project Location: SKINNER ST, EAST HAMPTON, CT
Date Received: 10/24/2008
Field Sample # : SB6 6-7FT

LIMS-BAT #: LIMT-20833
Job Number: 60049287.02

Sample ID : 08B43316 ‡Sampled : 10/24/2008
Not Specified

Sample Matrix: SOIL

	Units	Results	Date Analyzed	Analyst	RL	SPEC Limit Lo	SPEC Limit Hi	P/ F
Antimony	mg/kg dry wt	ND	10/31/08	OP	4.58			
Arsenic	mg/kg dry wt	4.75	10/31/08	OP	2.86			
Barium	mg/kg dry wt	24.7	10/31/08	OP	5.72			
Beryllium	mg/kg dry wt	0.31	10/31/08	OP	0.29			
Cadmium	mg/kg dry wt	0.50	10/31/08	OP	0.29			
Chromium	mg/kg dry wt	5.54	10/31/08	OP	0.58			
Copper	mg/kg dry wt	22.2	10/31/08	OP	0.58			
Lead	mg/kg dry wt	3.09	10/31/08	OP	0.86			
Mercury	mg/kg dry wt	ND	10/29/08	KM	0.013			
Nickel	mg/kg dry wt	11.8	10/31/08	OP	0.58			
Selenium	mg/kg dry wt	ND	10/31/08	OP	5.72			
Silver	mg/kg dry wt	ND	10/31/08	OP	0.58			
Thallium	mg/kg dry wt	ND	10/31/08	OP	3.43			
Vanadium	mg/kg dry wt	9.76	10/31/08	OP	5.72			
Zinc	mg/kg dry wt	20.8	10/31/08	OP	1.15			

RL = Reporting Limit

ND = Not Detected at or above the Reporting Limit

NM = Not Measured

SPEC LIMIT = a client specified recommended or regulatory level for comparison with data to determine PASS (P) or FAIL (F) condition of results.

* = See end of report for comments and notes applying to this sample

‡ = See attached chain-of-custody record for time sampled

con-test ANALYTICAL LABORATORY

39 Spruce Street ° East Longmeadow, MA 01028 ° FAX 413/525-6405 ° TEL. 413/525-2332

S. PERHALA
METCALF & EDDY - WALLINGFORD
860 N. MAIN STREET EXTENSION
WALLINGFORD, CT 06492

Purchase Order No.:

11/11/2008

Project Location: SKINNER ST, EAST HAMPTON, CT
Date Received: 10/24/2008

LIMS-BAT #: LIMT-20833
Job Number: 60049287.02

Analytical Method: Antimony
SW846 3050/6010
SAMPLES ARE DIGESTED WITH NITRIC ACID AND THEN ANALYZED BY INDUCTIVELY COUPLED PLASMA EMISSION SPECTROSCOPY.

Analytical Method: Arsenic
SW846 3050/6010
SAMPLES ARE DIGESTED WITH NITRIC ACID AND THEN ANALYZED BY INDUCTIVELY COUPLED PLASMA EMISSION SPECTROSCOPY.

Analytical Method: Barium
SW846 3050/6010
SAMPLES ARE DIGESTED WITH NITRIC ACID AND THEN ANALYZED BY INDUCTIVELY COUPLED PLASMA EMISSION SPECTROSCOPY.

Analytical Method: Beryllium
SW846 3050/6010
SAMPLES ARE DIGESTED WITH NITRIC ACID AND THEN ANALYZED BY INDUCTIVELY COUPLED PLASMA EMISSION SPECTROSCOPY.

Analytical Method: Cadmium
SW846 3050/6010
SAMPLES ARE DIGESTED WITH NITRIC ACID AND THEN ANALYZED BY INDUCTIVELY COUPLED PLASMA EMISSION SPECTROSCOPY.

Analytical Method: Chromium
SW846 3050/6010
SAMPLES ARE DIGESTED WITH NITRIC ACID AND THEN ANALYZED BY INDUCTIVELY COUPLED PLASMA EMISSION SPECTROSCOPY.

Analytical Method: Copper
SW846 3050/6010
SAMPLES ARE DIGESTED WITH NITRIC ACID AND THEN ANALYZED BY INDUCTIVELY COUPLED PLASMA EMISSION SPECTROSCOPY.

Analytical Method: Lead
SW846 3050/6010
SAMPLES ARE DIGESTED WITH NITRIC ACID AND THEN ANALYZED BY INDUCTIVELY COUPLED PLASMA EMISSION SPECTROSCOPY.

Analytical Method: Mercury
SW846 3050/7471
SAMPLES ARE DIGESTED WITH ACIDS AND THEN ANALYZED BY COLD VAPOR (FLAMELESS) ATOMIC ABSORPTION SPECTROPHOTOMETRY

Analytical Method: Nickel
SW846 3050/6010
SAMPLES ARE DIGESTED WITH NITRIC ACID AND THEN ANALYZED BY INDUCTIVELY COUPLED PLASMA EMISSION SPECTROSCOPY.

RL = Reporting Limit

ND = Not Detected at or above the Reporting Limit

NM = Not Measured

SPEC LIMIT = a client specified recommended or regulatory level for comparison with data to determine PASS (P) or FAIL (F) condition of results.

* = See end of report for comments and notes applying to this sample

‡ = See attached chain-of-custody record for time sampled

39 Spruce Street ° East Longmeadow, MA 01028 ° FAX 413/525-6405 ° TEL. 413/525-2332

S. PERHALA
METCALF & EDDY - WALLINGFORD
860 N. MAIN STREET EXTENSION
WALLINGFORD, CT 06492

Purchase Order No.:

11/11/2008

Project Location: SKINNER ST, EAST HAMPTON, CT
Date Received: 10/24/2008

LIMS-BAT #: LIMT-20833
Job Number: 60049287.02

Analytical Method: Selenium
SW846 3050/6010
SAMPLES ARE DIGESTED WITH NITRIC ACID AND THEN ANALYZED BY INDUCTIVELY COUPLED PLASMA EMISSION SPECTROSCOPY.

Analytical Method: Silver
SW846 3050/6010
SAMPLES ARE DIGESTED WITH NITRIC ACID AND THEN ANALYZED BY INDUCTIVELY COUPLED PLASMA EMISSION SPECTROSCOPY.

Analytical Method: Thallium
SW846 3050/6010
SAMPLES ARE DIGESTED WITH NITRIC ACID AND THEN ANALYZED BY INDUCTIVELY COUPLED PLASMA EMISSION SPECTROSCOPY.

Analytical Method: Vanadium
SW846 3050/6010
SAMPLES ARE DIGESTED WITH NITRIC ACID AND THEN ANALYZED BY INDUCTIVELY COUPLED PLASMA EMISSION SPECTROSCOPY.

Analytical Method: Zinc
SW846 3050/6010
SAMPLES ARE DIGESTED WITH NITRIC ACID AND THEN ANALYZED BY INDUCTIVELY COUPLED PLASMA EMISSION SPECTROSCOPY.

RL = Reporting Limit

ND = Not Detected at or above the Reporting Limit

NM = Not Measured

SPEC LIMIT = a client specified recommended or regulatory level for comparison with data to determine PASS (P) or FAIL (F) condition of results.

* = See end of report for comments and notes applying to this sample

‡ = See attached chain-of-custody record for time sampled

con-test ANALYTICAL LABORATORY

39 Spruce Street ° East Longmeadow, MA 01028 ° FAX 413/525-6405 ° TEL. 413/525-2332

S. PERHALA
METCALF & EDDY - WALLINGFORD
860 N. MAIN STREET EXTENSION
WALLINGFORD, CT 06492

11/11/2008

Purchase Order No.:

Project Location: SKINNER ST, EAST HAMPTON, CT
Date Received: 10/24/2008
Field Sample # : SB2 3-4FT

LIMS-BAT #: LIMT-20833
Job Number: 60049287.02

Sample ID : 08B43308 ‡Sampled : 10/24/2008
Not Specified

Sample Matrix: SOIL

	Units	Results	Date Analyzed	Analyst	RL	SPEC Limit Lo	SPEC Limit Hi	P/ F
Acenaphthene	mg/kg dry wt	ND	10/30/08	FD	0.198			
Acenaphthylene	mg/kg dry wt	ND	10/30/08	FD	0.198			
Anthracene	mg/kg dry wt	ND	10/30/08	FD	0.198			
Benzo(a)anthracene	mg/kg dry wt	ND	10/30/08	FD	0.198			
Benzo(a)pyrene	mg/kg dry wt	ND	10/30/08	FD	0.198			
Benzo(b)fluoranthene	mg/kg dry wt	ND	10/30/08	FD	0.198			
Benzo(g,h,i)perylene	mg/kg dry wt	ND	10/30/08	FD	0.198			
Benzo(k)fluoranthene	mg/kg dry wt	ND	10/30/08	FD	0.198			
Chrysene	mg/kg dry wt	ND	10/30/08	FD	0.198			
Dibenz(a,h)anthracene	mg/kg dry wt	ND	10/30/08	FD	0.198			
Fluoranthene	mg/kg dry wt	ND	10/30/08	FD	0.198			
Fluorene	mg/kg dry wt	ND	10/30/08	FD	0.198			
Indeno(1,2,3-cd)pyrene	mg/kg dry wt	ND	10/30/08	FD	0.198			
2-Methylnaphthalene	mg/kg dry wt	ND	10/30/08	FD	0.198			
Naphthalene	mg/kg dry wt	ND	10/30/08	FD	0.198			
Phenanthrene	mg/kg dry wt	ND	10/30/08	FD	0.198			
Pyrene	mg/kg dry wt	ND	10/30/08	FD	0.198			
Extraction Date 8270		10/25/2008	10/30/08	FD				

Analytical Method:
SW846 8270

SAMPLES ARE EXTRACTED IN METHYLENE CHLORIDE/ACETONE AND FOLLOWED BY GC/MS TARGET COMPOUND ANALYSIS. REPORTED RESULTS AND REPORTING LIMITS FOR BENZOIC ACID AND PENTACHLORONITROBENZENE ARE ESTIMATED SINCE RESPONSE FACTOR FOR THESE COMPOUNDS ARE BELOW METHOD SPECIFICATIONS.

RL = Reporting Limit

ND = Not Detected at or above the Reporting Limit

NM = Not Measured

SPEC LIMIT = a client specified recommended or regulatory level for comparison with data to determine PASS (P) or FAIL (F) condition of results.

* = See end of report for comments and notes applying to this sample

‡ = See attached chain-of-custody record for time sampled

con-test ANALYTICAL LABORATORY

39 Spruce Street ° East Longmeadow, MA 01028 ° FAX 413/525-6405 ° TEL. 413/525-2332

S. PERHALA
METCALF & EDDY - WALLINGFORD
860 N. MAIN STREET EXTENSION
WALLINGFORD, CT 06492

11/11/2008

Purchase Order No.:

Project Location: SKINNER ST, EAST HAMPTON, CT
Date Received: 10/24/2008
Field Sample # : SB2 5-6FT

LIMS-BAT #: LIMT-20833
Job Number: 60049287.02

Sample ID : 08B43309 ‡Sampled : 10/24/2008
Not Specified

Sample Matrix: SOIL

	Units	Results	Date Analyzed	Analyst	RL	SPEC Limit Lo	SPEC Limit Hi	P/ F
Acenaphthene	mg/kg dry wt	ND	10/30/08	FD	0.192			
Acenaphthylene	mg/kg dry wt	ND	10/30/08	FD	0.192			
Anthracene	mg/kg dry wt	ND	10/30/08	FD	0.192			
Benzo(a)anthracene	mg/kg dry wt	ND	10/30/08	FD	0.192			
Benzo(a)pyrene	mg/kg dry wt	ND	10/30/08	FD	0.192			
Benzo(b)fluoranthene	mg/kg dry wt	ND	10/30/08	FD	0.192			
Benzo(g,h,i)perylene	mg/kg dry wt	ND	10/30/08	FD	0.192			
Benzo(k)fluoranthene	mg/kg dry wt	ND	10/30/08	FD	0.192			
Chrysene	mg/kg dry wt	ND	10/30/08	FD	0.192			
Dibenz(a,h)anthracene	mg/kg dry wt	ND	10/30/08	FD	0.192			
Fluoranthene	mg/kg dry wt	ND	10/30/08	FD	0.192			
Fluorene	mg/kg dry wt	ND	10/30/08	FD	0.192			
Indeno(1,2,3-cd)pyrene	mg/kg dry wt	ND	10/30/08	FD	0.192			
2-Methylnaphthalene	mg/kg dry wt	ND	10/30/08	FD	0.192			
Naphthalene	mg/kg dry wt	ND	10/30/08	FD	0.192			
Phenanthrene	mg/kg dry wt	ND	10/30/08	FD	0.192			
Pyrene	mg/kg dry wt	ND	10/30/08	FD	0.192			
Extraction Date 8270		10/25/2008	10/30/08	FD				

Analytical Method:
SW846 8270

SAMPLES ARE EXTRACTED IN METHYLENE CHLORIDE/ACETONE AND FOLLOWED BY GC/MS TARGET COMPOUND ANALYSIS. REPORTED RESULTS AND REPORTING LIMITS FOR BENZOIC ACID AND PENTACHLORONITROBENZENE ARE ESTIMATED SINCE RESPONSE FACTOR FOR THESE COMPOUNDS ARE BELOW METHOD SPECIFICATIONS.

RL = Reporting Limit

ND = Not Detected at or above the Reporting Limit

NM = Not Measured

SPEC LIMIT = a client specified recommended or regulatory level for comparison with data to determine PASS (P) or FAIL (F) condition of results.

* = See end of report for comments and notes applying to this sample

‡ = See attached chain-of-custody record for time sampled

con-test ANALYTICAL LABORATORY

39 Spruce Street ° East Longmeadow, MA 01028 ° FAX 413/525-6405 ° TEL. 413/525-2332

S. PERHALA
METCALF & EDDY - WALLINGFORD
860 N. MAIN STREET EXTENSION
WALLINGFORD, CT 06492

11/11/2008

Purchase Order No.:

Project Location: SKINNER ST, EAST HAMPTON, CT
Date Received: 10/24/2008
Field Sample # : SB3 0.5-1.5FT

LIMS-BAT #: LIMT-20833
Job Number: 60049287.02

Sample ID : 08B43310 ‡Sampled : 10/24/2008
Not Specified

Sample Matrix: SOIL

	Units	Results	Date Analyzed	Analyst	RL	SPEC Limit Lo	SPEC Limit Hi	P/ F
Acenaphthene	mg/kg dry wt	ND	10/30/08	FD	0.208			
Acenaphthylene	mg/kg dry wt	ND	10/30/08	FD	0.208			
Anthracene	mg/kg dry wt	ND	10/30/08	FD	0.208			
Benzo(a)anthracene	mg/kg dry wt	ND	10/30/08	FD	0.208			
Benzo(a)pyrene	mg/kg dry wt	ND	10/30/08	FD	0.208			
Benzo(b)fluoranthene	mg/kg dry wt	0.261	10/30/08	FD	0.208			
Benzo(g,h,i)perylene	mg/kg dry wt	ND	10/30/08	FD	0.208			
Benzo(k)fluoranthene	mg/kg dry wt	ND	10/30/08	FD	0.208			
Chrysene	mg/kg dry wt	0.251	10/30/08	FD	0.208			
Dibenz(a,h)anthracene	mg/kg dry wt	ND	10/30/08	FD	0.208			
Fluoranthene	mg/kg dry wt	0.378	10/30/08	FD	0.208			
Fluorene	mg/kg dry wt	ND	10/30/08	FD	0.208			
Indeno(1,2,3-cd)pyrene	mg/kg dry wt	ND	10/30/08	FD	0.208			
2-Methylnaphthalene	mg/kg dry wt	ND	10/30/08	FD	0.208			
Naphthalene	mg/kg dry wt	ND	10/30/08	FD	0.208			
Phenanthrene	mg/kg dry wt	ND	10/30/08	FD	0.208			
Pyrene	mg/kg dry wt	0.376	10/30/08	FD	0.208			
Extraction Date 8270		10/25/2008	10/30/08	FD				

Analytical Method:
SW846 8270

SAMPLES ARE EXTRACTED IN METHYLENE CHLORIDE/ACETONE AND FOLLOWED BY GC/MS TARGET COMPOUND ANALYSIS. REPORTED RESULTS AND REPORTING LIMITS FOR BENZOIC ACID AND PENTACHLORONITROBENZENE ARE ESTIMATED SINCE RESPONSE FACTOR FOR THESE COMPOUNDS ARE BELOW METHOD SPECIFICATIONS.

RL = Reporting Limit

ND = Not Detected at or above the Reporting Limit

NM = Not Measured

SPEC LIMIT = a client specified recommended or regulatory level for comparison with data to determine PASS (P) or FAIL (F) condition of results.

* = See end of report for comments and notes applying to this sample

‡ = See attached chain-of-custody record for time sampled

con-test ANALYTICAL LABORATORY

39 Spruce Street ° East Longmeadow, MA 01028 ° FAX 413/525-6405 ° TEL. 413/525-2332

S. PERHALA
METCALF & EDDY - WALLINGFORD
860 N. MAIN STREET EXTENSION
WALLINGFORD, CT 06492

11/11/2008

Purchase Order No.:

Project Location: SKINNER ST, EAST HAMPTON, CT
Date Received: 10/24/2008
Field Sample # : SB3 4-4.5FT

LIMS-BAT #: LIMT-20833
Job Number: 60049287.02

Sample ID : 08B43311 ‡Sampled : 10/24/2008
Not Specified

Sample Matrix: SOIL

	Units	Results	Date Analyzed	Analyst	RL	SPEC Limit Lo	SPEC Limit Hi	P/ F
Acenaphthene	mg/kg dry wt	ND	10/30/08	FD	0.222			
Acenaphthylene	mg/kg dry wt	ND	10/30/08	FD	0.222			
Anthracene	mg/kg dry wt	ND	10/30/08	FD	0.222			
Benzo(a)anthracene	mg/kg dry wt	ND	10/30/08	FD	0.222			
Benzo(a)pyrene	mg/kg dry wt	ND	10/30/08	FD	0.222			
Benzo(b)fluoranthene	mg/kg dry wt	ND	10/30/08	FD	0.222			
Benzo(g,h,i)perylene	mg/kg dry wt	ND	10/30/08	FD	0.222			
Benzo(k)fluoranthene	mg/kg dry wt	ND	10/30/08	FD	0.222			
Chrysene	mg/kg dry wt	ND	10/30/08	FD	0.222			
Dibenz(a,h)anthracene	mg/kg dry wt	ND	10/30/08	FD	0.222			
Fluoranthene	mg/kg dry wt	ND	10/30/08	FD	0.222			
Fluorene	mg/kg dry wt	ND	10/30/08	FD	0.222			
Indeno(1,2,3-cd)pyrene	mg/kg dry wt	ND	10/30/08	FD	0.222			
2-Methylnaphthalene	mg/kg dry wt	ND	10/30/08	FD	0.222			
Naphthalene	mg/kg dry wt	ND	10/30/08	FD	0.222			
Phenanthrene	mg/kg dry wt	ND	10/30/08	FD	0.222			
Pyrene	mg/kg dry wt	ND	10/30/08	FD	0.222			
Extraction Date 8270		10/25/2008	10/30/08	FD				

Analytical Method:
SW846 8270

SAMPLES ARE EXTRACTED IN METHYLENE CHLORIDE/ACETONE AND FOLLOWED BY GC/MS TARGET COMPOUND ANALYSIS. REPORTED RESULTS AND REPORTING LIMITS FOR BENZOIC ACID AND PENTACHLORONITROBENZENE ARE ESTIMATED SINCE RESPONSE FACTOR FOR THESE COMPOUNDS ARE BELOW METHOD SPECIFICATIONS.

RL = Reporting Limit

ND = Not Detected at or above the Reporting Limit

NM = Not Measured

SPEC LIMIT = a client specified recommended or regulatory level for comparison with data to determine PASS (P) or FAIL (F) condition of results.

* = See end of report for comments and notes applying to this sample

‡ = See attached chain-of-custody record for time sampled

con-test ANALYTICAL LABORATORY

39 Spruce Street ° East Longmeadow, MA 01028 ° FAX 413/525-6405 ° TEL. 413/525-2332

S. PERHALA
METCALF & EDDY - WALLINGFORD
860 N. MAIN STREET EXTENSION
WALLINGFORD, CT 06492

11/11/2008

Purchase Order No.:

Project Location: SKINNER ST, EAST HAMPTON, CT
Date Received: 10/24/2008
Field Sample # : SB5 4-5FT

LIMS-BAT #: LIMT-20833
Job Number: 60049287.02

Sample ID : 08B43312 ‡Sampled : 10/24/2008
Not Specified

Sample Matrix: SOIL

	Units	Results	Date Analyzed	Analyst	RL	SPEC Limit Lo	SPEC Limit Hi	P/ F
Acenaphthene	mg/kg dry wt	ND	10/30/08	FD	0.216			
Acenaphthylene	mg/kg dry wt	ND	10/30/08	FD	0.216			
Anthracene	mg/kg dry wt	ND	10/30/08	FD	0.216			
Benzo(a)anthracene	mg/kg dry wt	ND	10/30/08	FD	0.216			
Benzo(a)pyrene	mg/kg dry wt	ND	10/30/08	FD	0.216			
Benzo(b)fluoranthene	mg/kg dry wt	ND	10/30/08	FD	0.216			
Benzo(g,h,i)perylene	mg/kg dry wt	ND	10/30/08	FD	0.216			
Benzo(k)fluoranthene	mg/kg dry wt	ND	10/30/08	FD	0.216			
Chrysene	mg/kg dry wt	ND	10/30/08	FD	0.216			
Dibenz(a,h)anthracene	mg/kg dry wt	ND	10/30/08	FD	0.216			
Fluoranthene	mg/kg dry wt	ND	10/30/08	FD	0.216			
Fluorene	mg/kg dry wt	ND	10/30/08	FD	0.216			
Indeno(1,2,3-cd)pyrene	mg/kg dry wt	ND	10/30/08	FD	0.216			
2-Methylnaphthalene	mg/kg dry wt	ND	10/30/08	FD	0.216			
Naphthalene	mg/kg dry wt	ND	10/30/08	FD	0.216			
Phenanthrene	mg/kg dry wt	ND	10/30/08	FD	0.216			
Pyrene	mg/kg dry wt	ND	10/30/08	FD	0.216			
Extraction Date 8270		10/25/2008	10/30/08	FD				

Analytical Method:
SW846 8270

SAMPLES ARE EXTRACTED IN METHYLENE CHLORIDE/ACETONE AND FOLLOWED BY GC/MS TARGET COMPOUND ANALYSIS. REPORTED RESULTS AND REPORTING LIMITS FOR BENZOIC ACID AND PENTACHLORONITROBENZENE ARE ESTIMATED SINCE RESPONSE FACTOR FOR THESE COMPOUNDS ARE BELOW METHOD SPECIFICATIONS.

RL = Reporting Limit

ND = Not Detected at or above the Reporting Limit

NM = Not Measured

SPEC LIMIT = a client specified recommended or regulatory level for comparison with data to determine PASS (P) or FAIL (F) condition of results.

* = See end of report for comments and notes applying to this sample

‡ = See attached chain-of-custody record for time sampled

con-test ANALYTICAL LABORATORY

39 Spruce Street ° East Longmeadow, MA 01028 ° FAX 413/525-6405 ° TEL. 413/525-2332

S. PERHALA
METCALF & EDDY - WALLINGFORD
860 N. MAIN STREET EXTENSION
WALLINGFORD, CT 06492

11/11/2008

Purchase Order No.:

Project Location: SKINNER ST, EAST HAMPTON, CT
Date Received: 10/24/2008
Field Sample # : SB5 6.5-7.5FT

LIMS-BAT #: LIMT-20833
Job Number: 60049287.02

Sample ID : 08B43313 ‡Sampled : 10/24/2008
Not Specified

Sample Matrix: SOIL

	Units	Results	Date Analyzed	Analyst	RL	SPEC Limit Lo	SPEC Limit Hi	P/ F
Acenaphthene	mg/kg dry wt	ND	10/30/08	FD	0.175			
Acenaphthylene	mg/kg dry wt	ND	10/30/08	FD	0.175			
Anthracene	mg/kg dry wt	ND	10/30/08	FD	0.175			
Benzo(a)anthracene	mg/kg dry wt	ND	10/30/08	FD	0.175			
Benzo(a)pyrene	mg/kg dry wt	ND	10/30/08	FD	0.175			
Benzo(b)fluoranthene	mg/kg dry wt	ND	10/30/08	FD	0.175			
Benzo(g,h,i)perylene	mg/kg dry wt	ND	10/30/08	FD	0.175			
Benzo(k)fluoranthene	mg/kg dry wt	ND	10/30/08	FD	0.175			
Chrysene	mg/kg dry wt	ND	10/30/08	FD	0.175			
Dibenz(a,h)anthracene	mg/kg dry wt	ND	10/30/08	FD	0.175			
Fluoranthene	mg/kg dry wt	ND	10/30/08	FD	0.175			
Fluorene	mg/kg dry wt	ND	10/30/08	FD	0.175			
Indeno(1,2,3-cd)pyrene	mg/kg dry wt	ND	10/30/08	FD	0.175			
2-Methylnaphthalene	mg/kg dry wt	ND	10/30/08	FD	0.175			
Naphthalene	mg/kg dry wt	ND	10/30/08	FD	0.175			
Phenanthrene	mg/kg dry wt	ND	10/30/08	FD	0.175			
Pyrene	mg/kg dry wt	ND	10/30/08	FD	0.175			
Extraction Date 8270		10/25/2008	10/30/08	FD				

Analytical Method:
SW846 8270

SAMPLES ARE EXTRACTED IN METHYLENE CHLORIDE/ACETONE AND FOLLOWED BY GC/MS TARGET COMPOUND ANALYSIS. REPORTED RESULTS AND REPORTING LIMITS FOR BENZOIC ACID AND PENTACHLORONITROBENZENE ARE ESTIMATED SINCE RESPONSE FACTOR FOR THESE COMPOUNDS ARE BELOW METHOD SPECIFICATIONS.

RL = Reporting Limit

ND = Not Detected at or above the Reporting Limit

NM = Not Measured

SPEC LIMIT = a client specified recommended or regulatory level for comparison with data to determine PASS (P) or FAIL (F) condition of results.

* = See end of report for comments and notes applying to this sample

‡ = See attached chain-of-custody record for time sampled

con-test ANALYTICAL LABORATORY

39 Spruce Street ° East Longmeadow, MA 01028 ° FAX 413/525-6405 ° TEL. 413/525-2332

S. PERHALA
METCALF & EDDY - WALLINGFORD
860 N. MAIN STREET EXTENSION
WALLINGFORD, CT 06492

11/11/2008

Purchase Order No.:

Project Location: SKINNER ST, EAST HAMPTON, CT
Date Received: 10/24/2008

LIMS-BAT #: LIMT-20833
Job Number: 60049287.02

Field Sample # : SB1 1-2FT

Sample ID : 08B43306 ‡Sampled : 10/24/2008
Not Specified

Sample Matrix: SOIL

	Units	Results	Date Analyzed	Analyst	RL	SPEC Limit Lo	SPEC Limit Hi	P/ F
Solids, total	%	89.0	10/29/08	KMM				

Field Sample # : SB1 6-7FT

Sample ID : 08B43307 ‡Sampled : 10/24/2008
Not Specified

Sample Matrix: SOIL

	Units	Results	Date Analyzed	Analyst	RL	SPEC Limit Lo	SPEC Limit Hi	P/ F
Solids, total	%	88.6	10/29/08	KMM				

Field Sample # : SB2 3-4FT

Sample ID : 08B43308 ‡Sampled : 10/24/2008
Not Specified

Sample Matrix: SOIL

	Units	Results	Date Analyzed	Analyst	RL	SPEC Limit Lo	SPEC Limit Hi	P/ F
Solids, total	%	84.3	10/29/08	KMM				

Field Sample # : SB2 5-6FT

Sample ID : 08B43309 ‡Sampled : 10/24/2008
Not Specified

Sample Matrix: SOIL

	Units	Results	Date Analyzed	Analyst	RL	SPEC Limit Lo	SPEC Limit Hi	P/ F
Solids, total	%	87.1	10/29/08	KMM				

Field Sample # : SB3 0.5-1.5FT

Sample ID : 08B43310 ‡Sampled : 10/24/2008
Not Specified

Sample Matrix: SOIL

	Units	Results	Date Analyzed	Analyst	RL	SPEC Limit Lo	SPEC Limit Hi	P/ F
Solids, total	%	80.5	10/29/08	KMM				

RL = Reporting Limit

ND = Not Detected at or above the Reporting Limit

NM = Not Measured

SPEC LIMIT = a client specified recommended or regulatory level for comparison with data to determine PASS (P) or FAIL (F) condition of results.

* = See end of report for comments and notes applying to this sample

‡ = See attached chain-of-custody record for time sampled

con-test® ANALYTICAL LABORATORY

39 Spruce Street ° East Longmeadow, MA 01028 ° FAX 413/525-6405 ° TEL. 413/525-2332

S. PERHALA
METCALF & EDDY - WALLINGFORD
860 N. MAIN STREET EXTENSION
WALLINGFORD, CT 06492

11/11/2008

Purchase Order No.:

Project Location: SKINNER ST, EAST HAMPTON, CT
Date Received: 10/24/2008

LIMS-BAT #: LIMT-20833
Job Number: 60049287.02

Field Sample # : SB3 4-4.5FT

Sample ID : 08B43311 ‡Sampled : 10/24/2008
Not Specified

Sample Matrix: SOIL

	Units	Results	Date Analyzed	Analyst	RL	SPEC Limit Lo	SPEC Limit Hi	P/ F
Solids, total	%	75.4	10/29/08	KMM				

Field Sample # : SB5 4-5FT

Sample ID : 08B43312 ‡Sampled : 10/24/2008
Not Specified

Sample Matrix: SOIL

	Units	Results	Date Analyzed	Analyst	RL	SPEC Limit Lo	SPEC Limit Hi	P/ F
Solids, total	%	77.3	10/29/08	KMM				

Field Sample # : SB5 6.5-7.5FT

Sample ID : 08B43313 ‡Sampled : 10/24/2008
Not Specified

Sample Matrix: SOIL

	Units	Results	Date Analyzed	Analyst	RL	SPEC Limit Lo	SPEC Limit Hi	P/ F
Solids, total	%	95.5	10/29/08	KMM				

Field Sample # : SB6 1-2FT

Sample ID : 08B43314 ‡Sampled : 10/24/2008
Not Specified

Sample Matrix: SOIL

	Units	Results	Date Analyzed	Analyst	RL	SPEC Limit Lo	SPEC Limit Hi	P/ F
Solids, total	%	85.7	10/29/08	KMM				

Field Sample # : SB6 1-2FT DUP

Sample ID : 08B43315 ‡Sampled : 10/24/2008
Not Specified

Sample Matrix: SOIL

	Units	Results	Date Analyzed	Analyst	RL	SPEC Limit Lo	SPEC Limit Hi	P/ F
Solids, total	%	84.9	10/29/08	KMM				

RL = Reporting Limit

ND = Not Detected at or above the Reporting Limit

NM = Not Measured

SPEC LIMIT = a client specified recommended or regulatory level for comparison with data to determine PASS (P) or FAIL (F) condition of results.

* = See end of report for comments and notes applying to this sample

‡ = See attached chain-of-custody record for time sampled

con-test ANALYTICAL LABORATORY

39 Spruce Street ° East Longmeadow, MA 01028 ° FAX 413/525-6405 ° TEL. 413/525-2332

S. PERHALA
METCALF & EDDY - WALLINGFORD
860 N. MAIN STREET EXTENSION
WALLINGFORD, CT 06492

11/11/2008

Purchase Order No.:

Project Location: SKINNER ST, EAST HAMPTON, CT
Date Received: 10/24/2008
Field Sample # : SB6 6-7FT

LIMS-BAT #: LIMT-20833
Job Number: 60049287.02

Sample ID : 08B43316 ‡Sampled : 10/24/2008
Not Specified

Sample Matrix: SOIL

	Units	Results	Date Analyzed	Analyst	RL	SPEC Limit Lo	SPEC Limit Hi	P/ F
Solids, total	%	87.5	10/29/08	KMM				

Analytical Method:
SM 2540G
PERCENT OF SAMPLE REMAINING AFTER DRYING OVERNIGHT AT 103-105 DEGREES CENTIGRADE.

RL = Reporting Limit

ND = Not Detected at or above the Reporting Limit

NM = Not Measured

SPEC LIMIT = a client specified recommended or regulatory level for comparison with data to determine PASS (P) or FAIL (F) condition of results.

* = See end of report for comments and notes applying to this sample

‡ = See attached chain-of-custody record for time sampled

con-test ANALYTICAL LABORATORY

39 Spruce Street ° East Longmeadow, MA 01028 ° FAX 413/525-6405 ° TEL. 413/525-2332

S. PERHALA
METCALF & EDDY - WALLINGFORD
860 N. MAIN STREET EXTENSION
WALLINGFORD, CT 06492

11/11/2008

Purchase Order No.:

Project Location: SKINNER ST, EAST HAMPTON, CT
Date Received: 10/24/2008

LIMS-BAT #: LIMT-20833
Job Number: 60049287.02

The following notes were attached to the reported analysis :

Sample ID: * 08B43307
Analysis: Carbon Tetrachloride

MATRIX SPIKE RECOVERY IS OUTSIDE OF CONTROL LIMITS. DATA VALIDATION IS NOT AFFECTED SINCE SAMPLE RESULT IS "NOT DETECTED" AND RECOVERY BIAS IS ON THE HIGH SIDE FOR THIS COMPOUND.

Sample ID: * 08B43307
Analysis: 1,2-Dibromo-3-Chloropropane

MATRIX SPIKE RECOVERY IS OUTSIDE OF CONTROL LIMITS. ANALYSIS IS IN CONTROL BASED ON LABORATORY FORTIFIED BLANK RECOVERY. POSSIBILITY OF SAMPLE MATRIX EFFECTS THAT LEAD TO LOW BIAS FOR REPORTED RESULT CANNOT BE ELIMINATED.

Sample ID: * 08B43307
Analysis: Naphthalene

MATRIX SPIKE RECOVERY IS OUTSIDE OF CONTROL LIMITS. ANALYSIS IS IN CONTROL BASED ON LABORATORY FORTIFIED BLANK RECOVERY. POSSIBILITY OF SAMPLE MATRIX EFFECTS THAT LEAD TO LOW BIAS FOR REPORTED RESULT CANNOT BE ELIMINATED.

Sample ID: * 08B43307
Analysis: Tetrahydrofuran

MATRIX SPIKE RECOVERY OUTSIDE OF CONTROL LIMITS. POSSIBILITY OF SAMPLE MATRIX EFFECTS THAT LEAD TO A LOW BIAS FOR REPORTED RESULT CANNOT BE ELIMINATED.

Sample ID: * 08B43307
Analysis: 1,2,4-Trichlorobenzene

MATRIX SPIKE RECOVERY IS OUTSIDE OF CONTROL LIMITS. ANALYSIS IS IN CONTROL BASED ON LABORATORY FORTIFIED BLANK RECOVERY. POSSIBILITY OF SAMPLE MATRIX EFFECTS THAT LEAD TO LOW BIAS FOR REPORTED RESULT CANNOT BE ELIMINATED.

Sample ID: * 08B43312
Analysis: 8260 dry weight

Surrogate recovery for 1,2- Dichloroethane-D4 is outside of control limits.
Reanalysis yielded simular surrogate non-conformance.
Reanalysis results below:

Benzene= 0.003 MG/KG

** END OF REPORT **

RL = Reporting Limit

ND = Not Detected at or above the Reporting Limit

NM = Not Measured

SPEC LIMIT = a client specified recommended or regulatory level for comparison with data to determine PASS (P) or FAIL (F) condition of results.

* = See end of report for comments and notes applying to this sample

‡ = See attached chain-of-custody record for time sampled

con-test ANALYTICAL LABORATORY

39 Spruce Street ° East Longmeadow, MA 01028 ° FAX 413/525-6405 ° TEL. 413/525-2332

QC SUMMARY REPORT

SAMPLE QC: Sample Results with Duplicates
Sample Matrix Spikes and Matrix Spike Duplicates

BATCH QC: Lab fortified Blanks and Duplicates
Standard Reference Materials and Duplicates
Method Blanks

Report Date: 11/11/2008 Lims Bat # : LIMT-20833

QC Batch Number: GC/FID-22532

Sample Id	Analysis	QC Analysis	Values	Units	Limits
08B43306					
	Terphenyl	Surrogate Recovery	84.7	%	50-150
08B43307					
	Terphenyl	Surrogate Recovery	83.6	%	50-150
08B43308					
	Terphenyl	Surrogate Recovery	67.8	%	50-150
08B43309					
	Terphenyl	Surrogate Recovery	90.3	%	50-150
08B43310					
	Terphenyl	Surrogate Recovery	88.9	%	50-150
08B43311					
	Terphenyl	Surrogate Recovery	81.5	%	50-150
08B43312					
	Terphenyl	Surrogate Recovery	82.3	%	50-150
08B43313					
	Extractable TPH (ETPH)	Sample Amount	<11.	mg/kg dry weig	
		Matrix Spk Amt Added	34.9	mg/kg dry weig	
		MS Amt Measured	32.6	mg/kg dry weig	
		Matrix Spike % Rec.	93.3	%	50-150
		MSD Amount Added	34.9	mg/kg dry weig	
		MSD Amt Measured	31.6	mg/kg dry weig	
		MSD % Recovery	90.6	%	50-150
		MSD Range	2.7	units	
		MS Duplicate RPD	3.0	%	0-30
	Terphenyl	Surrogate Recovery	85.5	%	50-150
08B43314					
	Terphenyl	Surrogate Recovery	N.M.	%	50-150
08B43315					
	Terphenyl	Surrogate Recovery	N.M.	%	50-150
08B43316					
	Terphenyl	Surrogate Recovery	95.1	%	50-150
BLANK-125705					
	Extractable TPH (ETPH)	Blank	<10.	mg/kg dry weig	
LFBLANK-87559					
	Extractable TPH (ETPH)	Lab Fort Blank Amt.	33.3	mg/kg dry weig	
		Lab Fort Blk. Found	33.0	mg/kg dry weig	
		Lab Fort Blk. % Rec.	99.2	%	60-120
		Dup Lab Fort Bl Amt.	33.3	mg/kg dry weig	
		Dup Lab Fort Bl. Fnd	34.1	mg/kg dry weig	
		Dup Lab Fort Bl %Rec	102.3	%	
		Lab Fort Blank Range	3.0	units	
		Lab Fort Bl. Av. Rec	100.7	%	
		LFB Duplicate RPD	3.0	%	

con-test ANALYTICAL LABORATORY

39 Spruce Street ° East Longmeadow, MA 01028 ° FAX 413/525-6405 ° TEL. 413/525-2332

QC SUMMARY REPORT

SAMPLE QC: Sample Results with Duplicates
Sample Matrix Spikes and Matrix Spike Duplicates

BATCH QC: Lab fortified Blanks and Duplicates
Standard Reference Materials and Duplicates
Method Blanks

Report Date: 11/11/2008 Lims Bat # : LIMT-20833

QC Batch Number: GCMS/SEMI-11594

Sample Id	Analysis	QC Analysis	Values	Units	Limits
08B43308					
	Nitrobenzene-d5	Surrogate Recovery	68.8	%	30-130
	2-Fluorobiphenyl	Surrogate Recovery	76.5	%	30-130
	Terphenyl-d14	Surrogate Recovery	82.2	%	30-130
08B43309					
	Nitrobenzene-d5	Surrogate Recovery	67.1	%	30-130
	2-Fluorobiphenyl	Surrogate Recovery	69.5	%	30-130
	Terphenyl-d14	Surrogate Recovery	109.3	%	30-130
08B43310					
	Nitrobenzene-d5	Surrogate Recovery	36.8	%	30-130
	2-Fluorobiphenyl	Surrogate Recovery	39.2	%	30-130
	Terphenyl-d14	Surrogate Recovery	48.1	%	30-130
08B43311					
	Nitrobenzene-d5	Surrogate Recovery	65.0	%	30-130
	2-Fluorobiphenyl	Surrogate Recovery	70.5	%	30-130
	Terphenyl-d14	Surrogate Recovery	95.3	%	30-130
08B43312					
	Nitrobenzene-d5	Surrogate Recovery	54.4	%	30-130
	2-Fluorobiphenyl	Surrogate Recovery	58.3	%	30-130
	Terphenyl-d14	Surrogate Recovery	87.8	%	30-130
08B43313					
	Nitrobenzene-d5	Surrogate Recovery	48.4	%	30-130
	2-Fluorobiphenyl	Surrogate Recovery	48.9	%	30-130
	Terphenyl-d14	Surrogate Recovery	76.8	%	30-130
BLANK-125853					
	Naphthalene	Blank	<0.167	mg/kg dry wt	
	Acenaphthene	Blank	<0.167	mg/kg dry wt	
	Acenaphthylene	Blank	<0.167	mg/kg dry wt	
	Anthracene	Blank	<0.167	mg/kg dry wt	
	Benzo(a)anthracene	Blank	<0.167	mg/kg dry wt	
	Benzo(a)pyrene	Blank	<0.167	mg/kg dry wt	
	Benzo(b)fluoranthene	Blank	<0.167	mg/kg dry wt	
	Benzo(g,h,i)perylene	Blank	<0.167	mg/kg dry wt	
	Chrysene	Blank	<0.167	mg/kg dry wt	
	Dibenz(a,h)anthracene	Blank	<0.167	mg/kg dry wt	
	Fluoranthene	Blank	<0.167	mg/kg dry wt	
	Fluorene	Blank	<0.167	mg/kg dry wt	
	Indeno(1,2,3-cd)pyrene	Blank	<0.167	mg/kg dry wt	
	2-Methylnaphthalene	Blank	<0.167	mg/kg dry wt	
	Phenanthrene	Blank	<0.167	mg/kg dry wt	
	Pyrene	Blank	<0.167	mg/kg dry wt	
	Benzo(k)fluoranthene	Blank	<0.167	mg/kg dry wt	
LFBLANK-87719					
	Naphthalene	Lab Fort Blank Amt.	1.666	mg/kg dry wt	

con-test ANALYTICAL LABORATORY

39 Spruce Street ° East Longmeadow, MA 01028 ° FAX 413/525-6405 ° TEL. 413/525-2332

QC SUMMARY REPORT

SAMPLE QC: Sample Results with Duplicates
Sample Matrix Spikes and Matrix Spike Duplicates

BATCH QC: Lab fortified Blanks and Duplicates
Standard Reference Materials and Duplicates
Method Blanks

Report Date: 11/11/2008 Lims Bat # : LIMT-20833

QC Batch Number: GCMS/SEMI-11594

Sample Id	Analysis	QC Analysis	Values	Units	Limits
LFBLANK-87719					
	Naphthalene	Lab Fort Blk. Found	1.230	mg/kg dry wt	
		Lab Fort Blk. % Rec.	73.799	%	40-140
	Acenaphthene	Lab Fort Blank Amt.	1.666	mg/kg dry wt	
		Lab Fort Blk. Found	1.219	mg/kg dry wt	
		Lab Fort Blk. % Rec.	73.159	%	40-140
	Acenaphthylene	Lab Fort Blank Amt.	1.666	mg/kg dry wt	
		Lab Fort Blk. Found	1.230	mg/kg dry wt	
		Lab Fort Blk. % Rec.	73.840	%	40-140
	Anthracene	Lab Fort Blank Amt.	1.666	mg/kg dry wt	
		Lab Fort Blk. Found	1.321	mg/kg dry wt	
		Lab Fort Blk. % Rec.	79.300	%	40-140
	Benzo(a)anthracene	Lab Fort Blank Amt.	1.666	mg/kg dry wt	
		Lab Fort Blk. Found	1.373	mg/kg dry wt	
		Lab Fort Blk. % Rec.	82.399	%	40-140
	Benzo(a)pyrene	Lab Fort Blank Amt.	1.666	mg/kg dry wt	
		Lab Fort Blk. Found	1.359	mg/kg dry wt	
		Lab Fort Blk. % Rec.	81.559	%	40-140
	Benzo(b)fluoranthene	Lab Fort Blank Amt.	1.666	mg/kg dry wt	
		Lab Fort Blk. Found	1.279	mg/kg dry wt	
		Lab Fort Blk. % Rec.	76.759	%	40-140
	Benzo(g,h,i)perylene	Lab Fort Blank Amt.	1.666	mg/kg dry wt	
		Lab Fort Blk. Found	1.279	mg/kg dry wt	
		Lab Fort Blk. % Rec.	76.759	%	40-140
	Chrysene	Lab Fort Blank Amt.	1.666	mg/kg dry wt	
		Lab Fort Blk. Found	1.347	mg/kg dry wt	
		Lab Fort Blk. % Rec.	80.839	%	40-140
	Dibenz(a,h)anthracene	Lab Fort Blank Amt.	1.666	mg/kg dry wt	
		Lab Fort Blk. Found	1.344	mg/kg dry wt	
		Lab Fort Blk. % Rec.	80.639	%	40-140
	Fluoranthene	Lab Fort Blank Amt.	1.666	mg/kg dry wt	
		Lab Fort Blk. Found	1.502	mg/kg dry wt	
		Lab Fort Blk. % Rec.	90.139	%	40-140
	Fluorene	Lab Fort Blank Amt.	1.666	mg/kg dry wt	
		Lab Fort Blk. Found	1.242	mg/kg dry wt	
		Lab Fort Blk. % Rec.	74.560	%	40-140
	Indeno(1,2,3-cd)pyrene	Lab Fort Blank Amt.	1.666	mg/kg dry wt	
		Lab Fort Blk. Found	1.306	mg/kg dry wt	
		Lab Fort Blk. % Rec.	78.400	%	40-140
	2-Methylnaphthalene	Lab Fort Blank Amt.	1.666	mg/kg dry wt	
		Lab Fort Blk. Found	1.204	mg/kg dry wt	
		Lab Fort Blk. % Rec.	72.280	%	40-140
	Phenanthrene	Lab Fort Blank Amt.	1.666	mg/kg dry wt	
		Lab Fort Blk. Found	1.307	mg/kg dry wt	

con-test®
ANALYTICAL LABORATORY

39 Spruce Street ° East Longmeadow, MA 01028 ° FAX 413/525-6405 ° TEL. 413/525-2332

QC SUMMARY REPORT

SAMPLE QC: Sample Results with Duplicates
Sample Matrix Spikes and Matrix Spike Duplicates

BATCH QC: Lab fortified Blanks and Duplicates
Standard Reference Materials and Duplicates
Method Blanks

Report Date: 11/11/2008 Lims Bat # : LIMT-20833

QC Batch Number: GCMS/SEMI-11594

Sample Id	Analysis	QC Analysis	Values	Units	Limits
LFBLANK-87719					
	Phenanthrene	Lab Fort Blk. % Rec.	78.419	%	40-140
	Pyrene	Lab Fort Blank Amt.	1.666	mg/kg dry wt	
		Lab Fort Blk. Found	1.235	mg/kg dry wt	
		Lab Fort Blk. % Rec.	74.119	%	40-140
	Benzo(k)fluoranthene	Lab Fort Blank Amt.	1.666	mg/kg dry wt	
		Lab Fort Blk. Found	1.377	mg/kg dry wt	
		Lab Fort Blk. % Rec.	82.660	%	40-140

con-test ANALYTICAL LABORATORY

39 Spruce Street ° East Longmeadow, MA 01028 ° FAX 413/525-6405 ° TEL. 413/525-2332

QC SUMMARY REPORT

SAMPLE QC: Sample Results with Duplicates
Sample Matrix Spikes and Matrix Spike Duplicates

BATCH QC: Lab fortified Blanks and Duplicates
Standard Reference Materials and Duplicates
Method Blanks

Report Date: 11/11/2008 Lims Bat # : LIMT-20833

QC Batch Number: GCMS/SEMI-11597

Sample Id	Analysis	QC Analysis	Values	Units	Limits
08B43314					
	Phenol-d6	Surrogate Recovery	77.0	%	30-130
	Nitrobenzene-d5	Surrogate Recovery	22.0	%	30-130
	2-Fluorobiphenyl	Surrogate Recovery	66.0	%	30-130
	2,4,6-Tribromophenol	Surrogate Recovery	15.5	%	30-130
	Terphenyl-d14	Surrogate Recovery	83.0	%	30-130
	2-Fluorophenol	Surrogate Recovery	62.5	%	30-130
08B43315					
	Phenol-d6	Surrogate Recovery	67.5	%	30-130
	Nitrobenzene-d5	Surrogate Recovery	18.3	%	30-130
	2-Fluorobiphenyl	Surrogate Recovery	65.0	%	30-130
	2,4,6-Tribromophenol	Surrogate Recovery	14.5	%	30-130
	Terphenyl-d14	Surrogate Recovery	87.0	%	30-130
	2-Fluorophenol	Surrogate Recovery	58.5	%	30-130
BLANK-125914					
	1,4-Dichlorobenzene	Blank	<0.34	mg/kg dry wt	
	Naphthalene	Blank	<0.167	mg/kg dry wt	
	1,2-Dichlorobenzene	Blank	<0.34	mg/kg dry wt	
	1,3-Dichlorobenzene	Blank	<0.34	mg/kg dry wt	
	Acenaphthene	Blank	<0.167	mg/kg dry wt	
	Acenaphthylene	Blank	<0.167	mg/kg dry wt	
	Aniline	Blank	<0.34	mg/kg dry wt	
	Anthracene	Blank	<0.167	mg/kg dry wt	
	Benzo(a)anthracene	Blank	<0.167	mg/kg dry wt	
	Benzo(a)pyrene	Blank	<0.167	mg/kg dry wt	
	Benzo(b)fluoranthene	Blank	<0.167	mg/kg dry wt	
	Benzo(g,h,i)perylene	Blank	<0.167	mg/kg dry wt	
	Benzoic Acid	Blank	<1.00	mg/kg dry wt	
	Bis(2-chloroethyl)ether	Blank	<0.34	mg/kg dry wt	
	Bis(2-chloroethoxy)methane	Blank	<0.34	mg/kg dry wt	
	Bis(2-chloroisopropyl)ether	Blank	<0.34	mg/kg dry wt	
	Bis(2-ethylhexyl)phthalate	Blank	0.84	mg/kg dry wt	
	4-Bromophenyl phenyl ether	Blank	<0.34	mg/kg dry wt	
	Butylbenzylphthalate	Blank	<0.67	mg/kg dry wt	
	4-Chloroaniline	Blank	<0.67	mg/kg dry wt	
	2-Chloronaphthalene	Blank	<0.34	mg/kg dry wt	
	4-Chlorophenylphenyl ether	Blank	<0.34	mg/kg dry wt	
	Chrysene	Blank	<0.167	mg/kg dry wt	
	Dibenz(a,h)anthracene	Blank	<0.167	mg/kg dry wt	
	Dibenzofuran	Blank	<0.34	mg/kg dry wt	
	3,3'-Dichlorobenzidine	Blank	<0.17	mg/kg dry wt	
	Diethylphthalate	Blank	<0.34	mg/kg dry wt	
	Dimethylphthalate	Blank	<0.67	mg/kg dry wt	
	Di-n-butylphthalate	Blank	<0.34	mg/kg dry wt	

con-test ANALYTICAL LABORATORY

39 Spruce Street ° East Longmeadow, MA 01028 ° FAX 413/525-6405 ° TEL. 413/525-2332

QC SUMMARY REPORT

SAMPLE QC: Sample Results with Duplicates
Sample Matrix Spikes and Matrix Spike Duplicates

BATCH QC: Lab fortified Blanks and Duplicates
Standard Reference Materials and Duplicates
Method Blanks

Report Date: 11/11/2008 Lims Bat # : LIMT-20833

QC Batch Number: GCMS/SEMI-11597

Sample Id	Analysis	QC Analysis	Values	Units	Limits
BLANK-125914					
	2,4-Dinitrotoluene	Blank	<0.34	mg/kg dry wt	
	2,6-Dinitrotoluene	Blank	<0.34	mg/kg dry wt	
	1,2-Diphenylhydrazine (as Azobenzene)	Blank	<0.34	mg/kg dry wt	
	Di-n-octylphthalate	Blank	<0.67	mg/kg dry wt	
	Fluoranthene	Blank	<0.167	mg/kg dry wt	
	Fluorene	Blank	<0.167	mg/kg dry wt	
	Hexachlorobenzene	Blank	<0.34	mg/kg dry wt	
	Hexachlorobutadiene	Blank	<0.34	mg/kg dry wt	
	Hexachlorocyclopentadiene	Blank	<0.67	mg/kg dry wt	
	Hexachloroethane	Blank	<0.34	mg/kg dry wt	
	Indeno(1,2,3-cd)pyrene	Blank	<0.167	mg/kg dry wt	
	Isophorone	Blank	<0.34	mg/kg dry wt	
	2-Methylnaphthalene	Blank	<0.167	mg/kg dry wt	
	2-Nitroaniline	Blank	<0.34	mg/kg dry wt	
	3-Nitroaniline	Blank	<0.34	mg/kg dry wt	
	Nitrobenzene	Blank	<0.34	mg/kg dry wt	
	N-Nitroso-di-n-propylamine	Blank	<0.34	mg/kg dry wt	
	N-Nitrosodiphenylamine	Blank	<0.34	mg/kg dry wt	
	Phenanthrene	Blank	<0.167	mg/kg dry wt	
	Pyrene	Blank	<0.167	mg/kg dry wt	
	1,2,4-Trichlorobenzene	Blank	<0.34	mg/kg dry wt	
	4-Chloro-3-methylphenol	Blank	<0.67	mg/kg dry wt	
	2-Chlorophenol	Blank	<0.34	mg/kg dry wt	
	2,4-Dichlorophenol	Blank	<0.34	mg/kg dry wt	
	2,4-Dimethylphenol	Blank	<0.34	mg/kg dry wt	
	4,6-Dinitro-2-methylphenol	Blank	<0.34	mg/kg dry wt	
	2,4-Dinitrophenol	Blank	<0.67	mg/kg dry wt	
	o-cresol	Blank	<0.34	mg/kg dry wt	
	m & p-cresol(s)	Blank	<0.34	mg/kg dry wt	
	2-Nitrophenol	Blank	<0.34	mg/kg dry wt	
	4-Nitrophenol	Blank	<0.67	mg/kg dry wt	
	Phenol	Blank	<0.34	mg/kg dry wt	
	2,4,5-Trichlorophenol	Blank	<0.34	mg/kg dry wt	
	2,4,6-Trichlorophenol	Blank	<0.34	mg/kg dry wt	
	Pentachlorophenol	Blank	<0.34	mg/kg dry wt	
	Pyridine	Blank	<0.17	mg/kg dry wt	
	Benzo(k)fluoranthene	Blank	<0.167	mg/kg dry wt	
	Acetophenone	Blank	<0.34	mg/kg dry wt	
	Carbazole	Blank	<0.17	mg/kg dry wt	
	Pentachloronitrobenzene	Blank	<0.34	mg/kg dry wt	
	1,2,4,5-Tetrachlorobenzene	Blank	<0.34	mg/kg dry wt	
BLANK-125932					
	1,4-Dichlorobenzene	Blank	<0.34	mg/kg dry wt	

con-test ANALYTICAL LABORATORY

39 Spruce Street ° East Longmeadow, MA 01028 ° FAX 413/525-6405 ° TEL. 413/525-2332

QC SUMMARY REPORT

SAMPLE QC: Sample Results with Duplicates
Sample Matrix Spikes and Matrix Spike Duplicates

BATCH QC: Lab fortified Blanks and Duplicates
Standard Reference Materials and Duplicates
Method Blanks

Report Date: 11/11/2008 Lims Bat # : LIMT-20833

QC Batch Number: GCMS/SEMI-11597

Sample Id	Analysis	QC Analysis	Values	Units	Limits
BLANK-125932					
	Naphthalene	Blank	<0.167	mg/kg dry wt	
	1,2-Dichlorobenzene	Blank	<0.34	mg/kg dry wt	
	1,3-Dichlorobenzene	Blank	<0.34	mg/kg dry wt	
	Acenaphthene	Blank	<0.167	mg/kg dry wt	
	Acenaphthylene	Blank	<0.167	mg/kg dry wt	
	Aniline	Blank	<0.34	mg/kg dry wt	
	Anthracene	Blank	<0.167	mg/kg dry wt	
	Benzo(a)anthracene	Blank	<0.167	mg/kg dry wt	
	Benzo(a)pyrene	Blank	<0.167	mg/kg dry wt	
	Benzo(b)fluoranthene	Blank	<0.167	mg/kg dry wt	
	Benzo(g,h,i)perylene	Blank	<0.167	mg/kg dry wt	
	Benzoic Acid	Blank	<1.00	mg/kg dry wt	
	Bis(2-chloroethyl)ether	Blank	<0.34	mg/kg dry wt	
	Bis(2-chloroethoxy)methane	Blank	<0.34	mg/kg dry wt	
	Bis(2-chloroisopropyl)ether	Blank	<0.34	mg/kg dry wt	
	Bis(2-ethylhexyl)phthalate	Blank	<0.34	mg/kg dry wt	
	4-Bromophenyl phenyl ether	Blank	<0.34	mg/kg dry wt	
	Butylbenzylphthalate	Blank	<0.67	mg/kg dry wt	
	4-Chloroaniline	Blank	<0.67	mg/kg dry wt	
	2-Chloronaphthalene	Blank	<0.34	mg/kg dry wt	
	4-Chlorophenylphenyl ether	Blank	<0.34	mg/kg dry wt	
	Chrysene	Blank	<0.167	mg/kg dry wt	
	Dibenz(a,h)anthracene	Blank	<0.167	mg/kg dry wt	
	Dibenzofuran	Blank	<0.34	mg/kg dry wt	
	3,3'-Dichlorobenzidine	Blank	<0.17	mg/kg dry wt	
	Diethylphthalate	Blank	<0.34	mg/kg dry wt	
	Dimethylphthalate	Blank	<0.67	mg/kg dry wt	
	Di-n-butylphthalate	Blank	<0.34	mg/kg dry wt	
	2,4-Dinitrotoluene	Blank	<0.34	mg/kg dry wt	
	2,6-Dinitrotoluene	Blank	<0.34	mg/kg dry wt	
	1,2-Diphenylhydrazine (as Azobenzene)	Blank	<0.34	mg/kg dry wt	
	Di-n-octylphthalate	Blank	<0.67	mg/kg dry wt	
	Fluoranthene	Blank	<0.167	mg/kg dry wt	
	Fluorene	Blank	<0.167	mg/kg dry wt	
	Hexachlorobenzene	Blank	<0.34	mg/kg dry wt	
	Hexachlorobutadiene	Blank	<0.34	mg/kg dry wt	
	Hexachlorocyclopentadiene	Blank	<0.67	mg/kg dry wt	
	Hexachloroethane	Blank	<0.34	mg/kg dry wt	
	Indeno(1,2,3-cd)pyrene	Blank	<0.167	mg/kg dry wt	
	Isophorone	Blank	<0.34	mg/kg dry wt	
	2-Methylnaphthalene	Blank	<0.167	mg/kg dry wt	
	2-Nitroaniline	Blank	<0.34	mg/kg dry wt	
	3-Nitroaniline	Blank	<0.34	mg/kg dry wt	

con-test ANALYTICAL LABORATORY

39 Spruce Street ° East Longmeadow, MA 01028 ° FAX 413/525-6405 ° TEL. 413/525-2332

QC SUMMARY REPORT

SAMPLE QC: Sample Results with Duplicates
Sample Matrix Spikes and Matrix Spike Duplicates

BATCH QC: Lab fortified Blanks and Duplicates
Standard Reference Materials and Duplicates
Method Blanks

Report Date: 11/11/2008 Lims Bat # : LIMT-20833

QC Batch Number: GCMS/SEMI-11597

Sample Id	Analysis	QC Analysis	Values	Units	Limits
BLANK-125932					
	Nitrobenzene	Blank	<0.34	mg/kg dry wt	
	N-Nitroso-di-n-propylamine	Blank	<0.34	mg/kg dry wt	
	N-Nitrosodiphenylamine	Blank	<0.34	mg/kg dry wt	
	Phenanthrene	Blank	<0.167	mg/kg dry wt	
	Pyrene	Blank	<0.167	mg/kg dry wt	
	1,2,4-Trichlorobenzene	Blank	<0.34	mg/kg dry wt	
	4-Chloro-3-methylphenol	Blank	<0.67	mg/kg dry wt	
	2-Chlorophenol	Blank	<0.34	mg/kg dry wt	
	2,4-Dichlorophenol	Blank	<0.34	mg/kg dry wt	
	2,4-Dimethylphenol	Blank	<0.34	mg/kg dry wt	
	4,6-Dinitro-2-methylphenol	Blank	<0.34	mg/kg dry wt	
	2,4-Dinitrophenol	Blank	<0.67	mg/kg dry wt	
	o-cresol	Blank	<0.34	mg/kg dry wt	
	m & p-cresol(s)	Blank	<0.34	mg/kg dry wt	
	2-Nitrophenol	Blank	<0.34	mg/kg dry wt	
	4-Nitrophenol	Blank	<0.67	mg/kg dry wt	
	Phenol	Blank	<0.34	mg/kg dry wt	
	2,4,5-Trichlorophenol	Blank	<0.34	mg/kg dry wt	
	2,4,6-Trichlorophenol	Blank	<0.34	mg/kg dry wt	
	Pentachlorophenol	Blank	<0.34	mg/kg dry wt	
	Pyridine	Blank	<0.17	mg/kg dry wt	
	Benzo(k)fluoranthene	Blank	<0.167	mg/kg dry wt	
	Acetophenone	Blank	<0.34	mg/kg dry wt	
	Carbazole	Blank	<0.17	mg/kg dry wt	
	Pentachloronitrobenzene	Blank	<0.34	mg/kg dry wt	
	1,2,4,5-Tetrachlorobenzene	Blank	<0.34	mg/kg dry wt	
LFBLANK-87780					
	1,4-Dichlorobenzene	Lab Fort Blank Amt.	1.66	mg/kg dry wt	
		Lab Fort Blk. Found	1.04	mg/kg dry wt	
		Lab Fort Blk. % Rec.	62.53	%	40-140
	Naphthalene	Lab Fort Blank Amt.	1.666	mg/kg dry wt	
		Lab Fort Blk. Found	1.049	mg/kg dry wt	
		Lab Fort Blk. % Rec.	62.939	%	40-140
	1,2-Dichlorobenzene	Lab Fort Blank Amt.	1.66	mg/kg dry wt	
		Lab Fort Blk. Found	1.09	mg/kg dry wt	
		Lab Fort Blk. % Rec.	65.44	%	40-140
	1,3-Dichlorobenzene	Lab Fort Blank Amt.	1.66	mg/kg dry wt	
		Lab Fort Blk. Found	1.04	mg/kg dry wt	
		Lab Fort Blk. % Rec.	62.69	%	40-140
	Acenaphthene	Lab Fort Blank Amt.	1.666	mg/kg dry wt	
		Lab Fort Blk. Found	1.065	mg/kg dry wt	
		Lab Fort Blk. % Rec.	63.940	%	40-140
	Acenaphthylene	Lab Fort Blank Amt.	1.666	mg/kg dry wt	

con-test® ANALYTICAL LABORATORY

39 Spruce Street ° East Longmeadow, MA 01028 ° FAX 413/525-6405 ° TEL. 413/525-2332

QC SUMMARY REPORT

SAMPLE QC: Sample Results with Duplicates
Sample Matrix Spikes and Matrix Spike Duplicates

BATCH QC: Lab fortified Blanks and Duplicates
Standard Reference Materials and Duplicates
Method Blanks

Report Date: 11/11/2008 Lims Bat # : LIMT-20833

QC Batch Number: GCMS/SEMI-11597

Sample Id	Analysis	QC Analysis	Values	Units	Limits
LFBLANK-87780					
	Acenaphthylene	Lab Fort Blk. Found	1.047	mg/kg dry wt	
		Lab Fort Blk. % Rec.	62.839	%	40-140
	Aniline	Lab Fort Blank Amt.	1.66	mg/kg dry wt	
		Lab Fort Blk. Found	1.00	mg/kg dry wt	
		Lab Fort Blk. % Rec.	59.99	%	10-140
	Anthracene	Lab Fort Blank Amt.	1.666	mg/kg dry wt	
		Lab Fort Blk. Found	1.185	mg/kg dry wt	
		Lab Fort Blk. % Rec.	71.119	%	40-140
	Benzo(a)anthracene	Lab Fort Blank Amt.	1.666	mg/kg dry wt	
		Lab Fort Blk. Found	1.233	mg/kg dry wt	
		Lab Fort Blk. % Rec.	73.999	%	40-140
	Benzo(a)pyrene	Lab Fort Blank Amt.	1.666	mg/kg dry wt	
		Lab Fort Blk. Found	1.284	mg/kg dry wt	
		Lab Fort Blk. % Rec.	77.039	%	40-140
	Benzo(b)fluoranthene	Lab Fort Blank Amt.	1.666	mg/kg dry wt	
		Lab Fort Blk. Found	1.320	mg/kg dry wt	
		Lab Fort Blk. % Rec.	79.240	%	40-140
	Benzo(g,h,i)perylene	Lab Fort Blank Amt.	1.666	mg/kg dry wt	
		Lab Fort Blk. Found	0.887	mg/kg dry wt	
		Lab Fort Blk. % Rec.	53.219	%	40-140
	Benzoic Acid	Lab Fort Blank Amt.	1.66	mg/kg dry wt	
		Lab Fort Blk. Found	1.54	mg/kg dry wt	
		Lab Fort Blk. % Rec.	92.57	%	30-130
	Bis(2-chloroethyl)ether	Lab Fort Blank Amt.	1.66	mg/kg dry wt	
		Lab Fort Blk. Found	1.14	mg/kg dry wt	
		Lab Fort Blk. % Rec.	68.69	%	40-140
	Bis(2-chloroethoxy)methane	Lab Fort Blank Amt.	1.66	mg/kg dry wt	
		Lab Fort Blk. Found	1.19	mg/kg dry wt	
		Lab Fort Blk. % Rec.	71.68	%	40-140
	Bis(2-chloroisopropyl)ether	Lab Fort Blank Amt.	1.66	mg/kg dry wt	
		Lab Fort Blk. Found	1.24	mg/kg dry wt	
		Lab Fort Blk. % Rec.	74.50	%	40-140
	Bis(2-ethylhexyl)phthalate	Lab Fort Blank Amt.	1.66	mg/kg dry wt	
		Lab Fort Blk. Found	1.78	mg/kg dry wt	
		Lab Fort Blk. % Rec.	107.12	%	40-140
	4-Bromophenyl phenyl ether	Lab Fort Blank Amt.	1.66	mg/kg dry wt	
		Lab Fort Blk. Found	1.40	mg/kg dry wt	
		Lab Fort Blk. % Rec.	84.10	%	40-140
	Butylbenzylphthalate	Lab Fort Blank Amt.	1.66	mg/kg dry wt	
		Lab Fort Blk. Found	1.14	mg/kg dry wt	
		Lab Fort Blk. % Rec.	68.65	%	40-140
	4-Chloroaniline	Lab Fort Blank Amt.	1.66	mg/kg dry wt	
		Lab Fort Blk. Found	0.51	mg/kg dry wt	

con-test® ANALYTICAL LABORATORY

39 Spruce Street ° East Longmeadow, MA 01028 ° FAX 413/525-6405 ° TEL. 413/525-2332

QC SUMMARY REPORT

SAMPLE QC: Sample Results with Duplicates
Sample Matrix Spikes and Matrix Spike Duplicates

BATCH QC: Lab fortified Blanks and Duplicates
Standard Reference Materials and Duplicates
Method Blanks

Report Date: 11/11/2008 Lims Bat # : LIMT-20833

QC Batch Number: GCMS/SEMI-11597

Sample Id	Analysis	QC Analysis	Values	Units	Limits
LFBLANK-87780					
	4-Chloroaniline	Lab Fort Blk. % Rec.	30.95	%	10-140
	2-Chloronaphthalene	Lab Fort Blank Amt.	1.66	mg/kg dry wt	
		Lab Fort Blk. Found	0.93	mg/kg dry wt	
		Lab Fort Blk. % Rec.	55.83	%	40-140
	4-Chlorophenylphenyl ether	Lab Fort Blank Amt.	1.66	mg/kg dry wt	
		Lab Fort Blk. Found	1.17	mg/kg dry wt	
		Lab Fort Blk. % Rec.	70.39	%	40-140
	Chrysene	Lab Fort Blank Amt.	1.666	mg/kg dry wt	
		Lab Fort Blk. Found	1.265	mg/kg dry wt	
		Lab Fort Blk. % Rec.	75.899	%	40-140
	Dibenz(a,h)anthracene	Lab Fort Blank Amt.	1.666	mg/kg dry wt	
		Lab Fort Blk. Found	0.905	mg/kg dry wt	
		Lab Fort Blk. % Rec.	54.319	%	40-140
	Dibenzofuran	Lab Fort Blank Amt.	1.66	mg/kg dry wt	
		Lab Fort Blk. Found	1.18	mg/kg dry wt	
		Lab Fort Blk. % Rec.	70.84	%	40-140
	3,3'-Dichlorobenzidine	Lab Fort Blank Amt.	1.66	mg/kg dry wt	
		Lab Fort Blk. Found	0.74	mg/kg dry wt	
		Lab Fort Blk. % Rec.	44.45	%	20-140
	Diethylphthalate	Lab Fort Blank Amt.	1.66	mg/kg dry wt	
		Lab Fort Blk. Found	1.35	mg/kg dry wt	
		Lab Fort Blk. % Rec.	81.52	%	40-140
	Dimethylphthalate	Lab Fort Blank Amt.	1.66	mg/kg dry wt	
		Lab Fort Blk. Found	1.32	mg/kg dry wt	
		Lab Fort Blk. % Rec.	79.57	%	40-140
	Di-n-butylphthalate	Lab Fort Blank Amt.	1.66	mg/kg dry wt	
		Lab Fort Blk. Found	1.16	mg/kg dry wt	
		Lab Fort Blk. % Rec.	69.65	%	40-140
	2,4-Dinitrotoluene	Lab Fort Blank Amt.	1.66	mg/kg dry wt	
		Lab Fort Blk. Found	1.22	mg/kg dry wt	
		Lab Fort Blk. % Rec.	73.33	%	40-140
	2,6-Dinitrotoluene	Lab Fort Blank Amt.	1.66	mg/kg dry wt	
		Lab Fort Blk. Found	1.30	mg/kg dry wt	
		Lab Fort Blk. % Rec.	78.53	%	40-140
	1,2-Diphenylhydrazine (as Azobenzene)	Lab Fort Blank Amt.	1.66	mg/kg dry wt	
		Lab Fort Blk. Found	1.56	mg/kg dry wt	
		Lab Fort Blk. % Rec.	93.89	%	40-140
	Di-n-octylphthalate	Lab Fort Blank Amt.	1.66	mg/kg dry wt	
		Lab Fort Blk. Found	1.35	mg/kg dry wt	
		Lab Fort Blk. % Rec.	81.49	%	40-140
	Fluoranthene	Lab Fort Blank Amt.	1.666	mg/kg dry wt	
		Lab Fort Blk. Found	0.924	mg/kg dry wt	
		Lab Fort Blk. % Rec.	55.459	%	40-140

con-test ANALYTICAL LABORATORY

39 Spruce Street ° East Longmeadow, MA 01028 ° FAX 413/525-6405 ° TEL. 413/525-2332

QC SUMMARY REPORT

SAMPLE QC: Sample Results with Duplicates
Sample Matrix Spikes and Matrix Spike Duplicates

BATCH QC: Lab fortified Blanks and Duplicates
Standard Reference Materials and Duplicates
Method Blanks

Report Date: 11/11/2008 Lims Bat # : LIMT-20833

QC Batch Number: GCMS/SEMI-11597

Sample Id	Analysis	QC Analysis	Values	Units	Limits
LFBLANK-87780					
	Fluorene	Lab Fort Blank Amt.	1.666	mg/kg dry wt	
		Lab Fort Blk. Found	1.098	mg/kg dry wt	
		Lab Fort Blk. % Rec.	65.899	%	40-140
	Hexachlorobenzene	Lab Fort Blank Amt.	1.66	mg/kg dry wt	
		Lab Fort Blk. Found	1.35	mg/kg dry wt	
		Lab Fort Blk. % Rec.	81.23	%	40-140
	Hexachlorobutadiene	Lab Fort Blank Amt.	1.66	mg/kg dry wt	
		Lab Fort Blk. Found	1.01	mg/kg dry wt	
		Lab Fort Blk. % Rec.	60.61	%	40-140
	Hexachlorocyclopentadiene	Lab Fort Blank Amt.	1.66	mg/kg dry wt	
		Lab Fort Blk. Found	0.83	mg/kg dry wt	
		Lab Fort Blk. % Rec.	50.15	%	40-140
	Hexachloroethane	Lab Fort Blank Amt.	1.66	mg/kg dry wt	
		Lab Fort Blk. Found	1.04	mg/kg dry wt	
		Lab Fort Blk. % Rec.	62.45	%	40-140
	Indeno(1,2,3-cd)pyrene	Lab Fort Blank Amt.	1.666	mg/kg dry wt	
		Lab Fort Blk. Found	0.956	mg/kg dry wt	
		Lab Fort Blk. % Rec.	57.399	%	40-140
	Isophorone	Lab Fort Blank Amt.	1.66	mg/kg dry wt	
		Lab Fort Blk. Found	1.32	mg/kg dry wt	
		Lab Fort Blk. % Rec.	79.73	%	40-140
	2-Methylnaphthalene	Lab Fort Blank Amt.	1.666	mg/kg dry wt	
		Lab Fort Blk. Found	1.264	mg/kg dry wt	
		Lab Fort Blk. % Rec.	75.880	%	40-140
	2-Nitroaniline	Lab Fort Blank Amt.	1.66	mg/kg dry wt	
		Lab Fort Blk. Found	1.30	mg/kg dry wt	
		Lab Fort Blk. % Rec.	78.17	%	40-140
	3-Nitroaniline	Lab Fort Blank Amt.	1.66	mg/kg dry wt	
		Lab Fort Blk. Found	0.62	mg/kg dry wt	
		Lab Fort Blk. % Rec.	37.31	%	30-140
	Nitrobenzene	Lab Fort Blank Amt.	1.66	mg/kg dry wt	
		Lab Fort Blk. Found	1.10	mg/kg dry wt	
		Lab Fort Blk. % Rec.	66.49	%	40-140
	N-Nitroso-di-n-propylamine	Lab Fort Blank Amt.	1.66	mg/kg dry wt	
		Lab Fort Blk. Found	1.29	mg/kg dry wt	
		Lab Fort Blk. % Rec.	77.93	%	80-180
	N-Nitrosodiphenylamine	Lab Fort Blank Amt.	1.66	mg/kg dry wt	
		Lab Fort Blk. Found	1.89	mg/kg dry wt	
		Lab Fort Blk. % Rec.	113.96	%	40-140
	Phenanthrene	Lab Fort Blank Amt.	1.666	mg/kg dry wt	
		Lab Fort Blk. Found	1.198	mg/kg dry wt	
		Lab Fort Blk. % Rec.	71.899	%	40-140
	Pyrene	Lab Fort Blank Amt.	1.666	mg/kg dry wt	

con-test ANALYTICAL LABORATORY

39 Spruce Street ° East Longmeadow, MA 01028 ° FAX 413/525-6405 ° TEL. 413/525-2332

QC SUMMARY REPORT

SAMPLE QC: Sample Results with Duplicates
Sample Matrix Spikes and Matrix Spike Duplicates

BATCH QC: Lab fortified Blanks and Duplicates
Standard Reference Materials and Duplicates
Method Blanks

Report Date: 11/11/2008 Lims Bat # : LIMT-20833

QC Batch Number: GCMS/SEMI-11597

Sample Id	Analysis	QC Analysis	Values	Units	Limits
LFBLANK-87780					
	Pyrene	Lab Fort Blk. Found	1.032	mg/kg dry wt	
		Lab Fort Blk. % Rec.	61.939	%	40-140
	1,2,4-Trichlorobenzene	Lab Fort Blank Amt.	1.66	mg/kg dry wt	
		Lab Fort Blk. Found	1.08	mg/kg dry wt	
		Lab Fort Blk. % Rec.	65.15	%	40-140
	4-Chloro-3-methylphenol	Lab Fort Blank Amt.	1.66	mg/kg dry wt	
		Lab Fort Blk. Found	1.42	mg/kg dry wt	
		Lab Fort Blk. % Rec.	85.49	%	30-130
	2-Chlorophenol	Lab Fort Blank Amt.	1.66	mg/kg dry wt	
		Lab Fort Blk. Found	1.16	mg/kg dry wt	
		Lab Fort Blk. % Rec.	70.12	%	30-130
	2,4-Dichlorophenol	Lab Fort Blank Amt.	1.66	mg/kg dry wt	
		Lab Fort Blk. Found	1.28	mg/kg dry wt	
		Lab Fort Blk. % Rec.	76.85	%	30-130
	2,4-Dimethylphenol	Lab Fort Blank Amt.	1.66	mg/kg dry wt	
		Lab Fort Blk. Found	1.18	mg/kg dry wt	
		Lab Fort Blk. % Rec.	71.14	%	30-130
	4,6-Dinitro-2-methylphenol	Lab Fort Blank Amt.	1.66	mg/kg dry wt	
		Lab Fort Blk. Found	1.11	mg/kg dry wt	
		Lab Fort Blk. % Rec.	66.73	%	30-130
	2,4-Dinitrophenol	Lab Fort Blank Amt.	1.66	mg/kg dry wt	
		Lab Fort Blk. Found	0.93	mg/kg dry wt	
		Lab Fort Blk. % Rec.	56.15	%	10-130
	o-cresol	Lab Fort Blank Amt.	1.66	mg/kg dry wt	
		Lab Fort Blk. Found	1.29	mg/kg dry wt	
		Lab Fort Blk. % Rec.	77.50	%	30-130
	m & p-cresol(s)	Lab Fort Blank Amt.	1.66	mg/kg dry wt	
		Lab Fort Blk. Found	1.51	mg/kg dry wt	
		Lab Fort Blk. % Rec.	91.09	%	30-130
	2-Nitrophenol	Lab Fort Blank Amt.	1.66	mg/kg dry wt	
		Lab Fort Blk. Found	1.07	mg/kg dry wt	
		Lab Fort Blk. % Rec.	64.73	%	30-130
	4-Nitrophenol	Lab Fort Blank Amt.	1.66	mg/kg dry wt	
		Lab Fort Blk. Found	0.90	mg/kg dry wt	
		Lab Fort Blk. % Rec.	54.07	%	30-130
	Phenol	Lab Fort Blank Amt.	1.66	mg/kg dry wt	
		Lab Fort Blk. Found	1.13	mg/kg dry wt	
		Lab Fort Blk. % Rec.	68.20	%	30-130
	2,4,5-Trichlorophenol	Lab Fort Blank Amt.	1.66	mg/kg dry wt	
		Lab Fort Blk. Found	1.24	mg/kg dry wt	
		Lab Fort Blk. % Rec.	74.41	%	30-130
	2,4,6-Trichlorophenol	Lab Fort Blank Amt.	1.66	mg/kg dry wt	
		Lab Fort Blk. Found	1.11	mg/kg dry wt	

con-test ANALYTICAL LABORATORY

39 Spruce Street ° East Longmeadow, MA 01028 ° FAX 413/525-6405 ° TEL. 413/525-2332

QC SUMMARY REPORT

SAMPLE QC: Sample Results with Duplicates
Sample Matrix Spikes and Matrix Spike Duplicates

BATCH QC: Lab fortified Blanks and Duplicates
Standard Reference Materials and Duplicates
Method Blanks

Report Date: 11/11/2008 Lims Bat # : LIMT-20833

QC Batch Number: GCMS/SEMI-11597

Sample Id	Analysis	QC Analysis	Values	Units	Limits
LFBLANK-87780					
	2,4,6-Trichlorophenol	Lab Fort Blk. % Rec.	66.71	%	30-130
	Pentachlorophenol	Lab Fort Blank Amt.	1.66	mg/kg dry wt	
		Lab Fort Blk. Found	0.97	mg/kg dry wt	
		Lab Fort Blk. % Rec.	58.23	%	30-130
	Pyridine	Lab Fort Blank Amt.	1.66	mg/kg dry wt	
		Lab Fort Blk. Found	0.99	mg/kg dry wt	
		Lab Fort Blk. % Rec.	59.75	%	30-140
	Benzo(k)fluoranthene	Lab Fort Blank Amt.	1.666	mg/kg dry wt	
		Lab Fort Blk. Found	1.402	mg/kg dry wt	
		Lab Fort Blk. % Rec.	84.160	%	40-140
	Acetophenone	Lab Fort Blk. Found	0.00	mg/kg dry wt	
	Carbazole	Lab Fort Blank Amt.	1.66	mg/kg dry wt	
		Lab Fort Blk. Found	1.06	mg/kg dry wt	
		Lab Fort Blk. % Rec.	64.15	%	40-140
LFBLANK-87799					
	1,4-Dichlorobenzene	Lab Fort Blank Amt.	1.66	mg/kg dry wt	
		Lab Fort Blk. Found	0.99	mg/kg dry wt	
		Lab Fort Blk. % Rec.	59.63	%	40-140
	Naphthalene	Lab Fort Blank Amt.	1.666	mg/kg dry wt	
		Lab Fort Blk. Found	0.981	mg/kg dry wt	
		Lab Fort Blk. % Rec.	58.859	%	40-140
	1,2-Dichlorobenzene	Lab Fort Blank Amt.	1.66	mg/kg dry wt	
		Lab Fort Blk. Found	0.99	mg/kg dry wt	
		Lab Fort Blk. % Rec.	59.79	%	40-140
	1,3-Dichlorobenzene	Lab Fort Blank Amt.	1.66	mg/kg dry wt	
		Lab Fort Blk. Found	0.98	mg/kg dry wt	
		Lab Fort Blk. % Rec.	58.91	%	40-140
	Acenaphthene	Lab Fort Blank Amt.	1.666	mg/kg dry wt	
		Lab Fort Blk. Found	1.025	mg/kg dry wt	
		Lab Fort Blk. % Rec.	61.519	%	40-140
	Acenaphthylene	Lab Fort Blank Amt.	1.666	mg/kg dry wt	
		Lab Fort Blk. Found	1.023	mg/kg dry wt	
		Lab Fort Blk. % Rec.	61.399	%	40-140
	Aniline	Lab Fort Blank Amt.	1.66	mg/kg dry wt	
		Lab Fort Blk. Found	0.87	mg/kg dry wt	
		Lab Fort Blk. % Rec.	52.33	%	10-140
	Anthracene	Lab Fort Blank Amt.	1.666	mg/kg dry wt	
		Lab Fort Blk. Found	1.145	mg/kg dry wt	
		Lab Fort Blk. % Rec.	68.740	%	40-140
	Benzo(a)anthracene	Lab Fort Blank Amt.	1.666	mg/kg dry wt	
		Lab Fort Blk. Found	1.202	mg/kg dry wt	
		Lab Fort Blk. % Rec.	72.139	%	40-140
	Benzo(a)pyrene	Lab Fort Blank Amt.	1.666	mg/kg dry wt	

con-test ANALYTICAL LABORATORY

39 Spruce Street ° East Longmeadow, MA 01028 ° FAX 413/525-6405 ° TEL. 413/525-2332

QC SUMMARY REPORT

SAMPLE QC: Sample Results with Duplicates
Sample Matrix Spikes and Matrix Spike Duplicates

BATCH QC: Lab fortified Blanks and Duplicates
Standard Reference Materials and Duplicates
Method Blanks

Report Date: 11/11/2008 Lims Bat # : LIMT-20833

QC Batch Number: GCMS/SEMI-11597

Sample Id	Analysis	QC Analysis	Values	Units	Limits
LFBLANK-87799					
	Benzo(a)pyrene	Lab Fort Blk. Found	1.173	mg/kg dry wt	
		Lab Fort Blk. % Rec.	70.420	%	40-140
	Benzo(b)fluoranthene	Lab Fort Blank Amt.	1.666	mg/kg dry wt	
		Lab Fort Blk. Found	1.091	mg/kg dry wt	
		Lab Fort Blk. % Rec.	65.500	%	40-140
	Benzo(g,h,i)perylene	Lab Fort Blank Amt.	1.666	mg/kg dry wt	
		Lab Fort Blk. Found	1.228	mg/kg dry wt	
		Lab Fort Blk. % Rec.	73.679	%	40-140
	Benzoic Acid	Lab Fort Blank Amt.	1.66	mg/kg dry wt	
		Lab Fort Blk. Found	0.00	mg/kg dry wt	
		Lab Fort Blk. % Rec.	0.00	%	30-130
	Bis(2-chloroethyl)ether	Lab Fort Blank Amt.	1.66	mg/kg dry wt	
		Lab Fort Blk. Found	1.03	mg/kg dry wt	
		Lab Fort Blk. % Rec.	61.90	%	40-140
	Bis(2-chloroethoxy)methane	Lab Fort Blank Amt.	1.66	mg/kg dry wt	
		Lab Fort Blk. Found	1.07	mg/kg dry wt	
		Lab Fort Blk. % Rec.	64.31	%	40-140
	Bis(2-chloroisopropyl)ether	Lab Fort Blank Amt.	1.66	mg/kg dry wt	
		Lab Fort Blk. Found	1.04	mg/kg dry wt	
		Lab Fort Blk. % Rec.	62.57	%	40-140
	Bis(2-ethylhexyl)phthalate	Lab Fort Blank Amt.	1.66	mg/kg dry wt	
		Lab Fort Blk. Found	1.55	mg/kg dry wt	
		Lab Fort Blk. % Rec.	93.47	%	40-140
	4-Bromophenyl phenyl ether	Lab Fort Blank Amt.	1.66	mg/kg dry wt	
		Lab Fort Blk. Found	1.06	mg/kg dry wt	
		Lab Fort Blk. % Rec.	63.97	%	40-140
	Butylbenzylphthalate	Lab Fort Blank Amt.	1.66	mg/kg dry wt	
		Lab Fort Blk. Found	1.53	mg/kg dry wt	
		Lab Fort Blk. % Rec.	91.96	%	40-140
	4-Chloroaniline	Lab Fort Blank Amt.	1.66	mg/kg dry wt	
		Lab Fort Blk. Found	0.73	mg/kg dry wt	
		Lab Fort Blk. % Rec.	44.13	%	10-140
	2-Chloronaphthalene	Lab Fort Blank Amt.	1.66	mg/kg dry wt	
		Lab Fort Blk. Found	0.87	mg/kg dry wt	
		Lab Fort Blk. % Rec.	52.33	%	40-140
	4-Chlorophenylphenyl ether	Lab Fort Blank Amt.	1.66	mg/kg dry wt	
		Lab Fort Blk. Found	1.12	mg/kg dry wt	
		Lab Fort Blk. % Rec.	67.67	%	40-140
	Chrysene	Lab Fort Blank Amt.	1.666	mg/kg dry wt	
		Lab Fort Blk. Found	1.190	mg/kg dry wt	
		Lab Fort Blk. % Rec.	71.399	%	40-140
	Dibenz(a,h)anthracene	Lab Fort Blank Amt.	1.666	mg/kg dry wt	
		Lab Fort Blk. Found	1.215	mg/kg dry wt	

con-test® ANALYTICAL LABORATORY

39 Spruce Street ° East Longmeadow, MA 01028 ° FAX 413/525-6405 ° TEL. 413/525-2332

QC SUMMARY REPORT

SAMPLE QC: Sample Results with Duplicates
Sample Matrix Spikes and Matrix Spike Duplicates

BATCH QC: Lab fortified Blanks and Duplicates
Standard Reference Materials and Duplicates
Method Blanks

Report Date: 11/11/2008 Lims Bat # : LIMT-20833

QC Batch Number: GCMS/SEMI-11597

Sample Id	Analysis	QC Analysis	Values	Units	Limits
LFBLANK-87799					
	Dibenz(a,h)anthracene	Lab Fort Blk. % Rec.	72.919	%	40-140
	Dibenzofuran	Lab Fort Blank Amt.	1.66	mg/kg dry wt	
		Lab Fort Blk. Found	1.11	mg/kg dry wt	
		Lab Fort Blk. % Rec.	66.76	%	40-140
	3,3'-Dichlorobenzidine	Lab Fort Blank Amt.	1.66	mg/kg dry wt	
		Lab Fort Blk. Found	1.08	mg/kg dry wt	
		Lab Fort Blk. % Rec.	65.08	%	20-140
	Diethylphthalate	Lab Fort Blank Amt.	1.66	mg/kg dry wt	
		Lab Fort Blk. Found	1.24	mg/kg dry wt	
		Lab Fort Blk. % Rec.	74.39	%	40-140
	Dimethylphthalate	Lab Fort Blank Amt.	1.66	mg/kg dry wt	
		Lab Fort Blk. Found	1.17	mg/kg dry wt	
		Lab Fort Blk. % Rec.	70.73	%	40-140
	Di-n-butylphthalate	Lab Fort Blank Amt.	1.66	mg/kg dry wt	
		Lab Fort Blk. Found	1.34	mg/kg dry wt	
		Lab Fort Blk. % Rec.	80.75	%	40-140
	2,4-Dinitrotoluene	Lab Fort Blank Amt.	1.66	mg/kg dry wt	
		Lab Fort Blk. Found	1.12	mg/kg dry wt	
		Lab Fort Blk. % Rec.	67.48	%	40-140
	2,6-Dinitrotoluene	Lab Fort Blank Amt.	1.66	mg/kg dry wt	
		Lab Fort Blk. Found	1.31	mg/kg dry wt	
		Lab Fort Blk. % Rec.	78.71	%	40-140
	1,2-Diphenylhydrazine (as Azobenzene)	Lab Fort Blank Amt.	1.66	mg/kg dry wt	
		Lab Fort Blk. Found	1.09	mg/kg dry wt	
		Lab Fort Blk. % Rec.	65.80	%	40-140
	Di-n-octylphthalate	Lab Fort Blank Amt.	1.66	mg/kg dry wt	
		Lab Fort Blk. Found	1.55	mg/kg dry wt	
		Lab Fort Blk. % Rec.	93.01	%	40-140
	Fluoranthene	Lab Fort Blank Amt.	1.666	mg/kg dry wt	
		Lab Fort Blk. Found	1.210	mg/kg dry wt	
		Lab Fort Blk. % Rec.	72.640	%	40-140
	Fluorene	Lab Fort Blank Amt.	1.666	mg/kg dry wt	
		Lab Fort Blk. Found	1.123	mg/kg dry wt	
		Lab Fort Blk. % Rec.	67.399	%	40-140
	Hexachlorobenzene	Lab Fort Blank Amt.	1.66	mg/kg dry wt	
		Lab Fort Blk. Found	1.10	mg/kg dry wt	
		Lab Fort Blk. % Rec.	66.40	%	40-140
	Hexachlorobutadiene	Lab Fort Blank Amt.	1.66	mg/kg dry wt	
		Lab Fort Blk. Found	0.99	mg/kg dry wt	
		Lab Fort Blk. % Rec.	59.73	%	40-140
	Hexachlorocyclopentadiene	Lab Fort Blank Amt.	1.66	mg/kg dry wt	
		Lab Fort Blk. Found	0.82	mg/kg dry wt	
		Lab Fort Blk. % Rec.	49.71	%	40-140

con-test® ANALYTICAL LABORATORY

39 Spruce Street ° East Longmeadow, MA 01028 ° FAX 413/525-6405 ° TEL. 413/525-2332

QC SUMMARY REPORT

SAMPLE QC: Sample Results with Duplicates
Sample Matrix Spikes and Matrix Spike Duplicates

BATCH QC: Lab fortified Blanks and Duplicates
Standard Reference Materials and Duplicates
Method Blanks

Report Date: 11/11/2008 Lims Bat # : LIMT-20833

QC Batch Number: GCMS/SEMI-11597

Sample Id	Analysis	QC Analysis	Values	Units	Limits
LFBLANK-87799					
	Hexachloroethane	Lab Fort Blank Amt.	1.66	mg/kg dry wt	
		Lab Fort Blk. Found	0.96	mg/kg dry wt	
		Lab Fort Blk. % Rec.	57.91	%	40-140
	Indeno(1,2,3-cd)pyrene	Lab Fort Blank Amt.	1.666	mg/kg dry wt	
		Lab Fort Blk. Found	1.226	mg/kg dry wt	
		Lab Fort Blk. % Rec.	73.600	%	40-140
	Isophorone	Lab Fort Blank Amt.	1.66	mg/kg dry wt	
		Lab Fort Blk. Found	1.11	mg/kg dry wt	
		Lab Fort Blk. % Rec.	66.83	%	40-140
	2-Methylnaphthalene	Lab Fort Blank Amt.	1.666	mg/kg dry wt	
		Lab Fort Blk. Found	1.046	mg/kg dry wt	
		Lab Fort Blk. % Rec.	62.800	%	40-140
	2-Nitroaniline	Lab Fort Blank Amt.	1.66	mg/kg dry wt	
		Lab Fort Blk. Found	1.19	mg/kg dry wt	
		Lab Fort Blk. % Rec.	71.57	%	40-140
	3-Nitroaniline	Lab Fort Blank Amt.	1.66	mg/kg dry wt	
		Lab Fort Blk. Found	1.09	mg/kg dry wt	
		Lab Fort Blk. % Rec.	65.50	%	30-140
	Nitrobenzene	Lab Fort Blank Amt.	1.66	mg/kg dry wt	
		Lab Fort Blk. Found	1.04	mg/kg dry wt	
		Lab Fort Blk. % Rec.	62.83	%	40-140
	N-Nitroso-di-n-propylamine	Lab Fort Blank Amt.	1.66	mg/kg dry wt	
		Lab Fort Blk. Found	1.08	mg/kg dry wt	
		Lab Fort Blk. % Rec.	65.05	%	80-180
	N-Nitrosodiphenylamine	Lab Fort Blank Amt.	1.66	mg/kg dry wt	
		Lab Fort Blk. Found	1.37	mg/kg dry wt	
		Lab Fort Blk. % Rec.	82.43	%	40-140
	Phenanthrene	Lab Fort Blank Amt.	1.666	mg/kg dry wt	
		Lab Fort Blk. Found	1.123	mg/kg dry wt	
		Lab Fort Blk. % Rec.	67.399	%	40-140
	Pyrene	Lab Fort Blank Amt.	1.666	mg/kg dry wt	
		Lab Fort Blk. Found	1.340	mg/kg dry wt	
		Lab Fort Blk. % Rec.	80.419	%	40-140
	1,2,4-Trichlorobenzene	Lab Fort Blank Amt.	1.66	mg/kg dry wt	
		Lab Fort Blk. Found	1.01	mg/kg dry wt	
		Lab Fort Blk. % Rec.	60.83	%	40-140
	4-Chloro-3-methylphenol	Lab Fort Blank Amt.	1.66	mg/kg dry wt	
		Lab Fort Blk. Found	1.15	mg/kg dry wt	
		Lab Fort Blk. % Rec.	69.55	%	30-130
	2-Chlorophenol	Lab Fort Blank Amt.	1.66	mg/kg dry wt	
		Lab Fort Blk. Found	1.06	mg/kg dry wt	
		Lab Fort Blk. % Rec.	64.06	%	30-130
	2,4-Dichlorophenol	Lab Fort Blank Amt.	1.66	mg/kg dry wt	

con-test® ANALYTICAL LABORATORY

39 Spruce Street ° East Longmeadow, MA 01028 ° FAX 413/525-6405 ° TEL. 413/525-2332

QC SUMMARY REPORT

SAMPLE QC: Sample Results with Duplicates
Sample Matrix Spikes and Matrix Spike Duplicates

BATCH QC: Lab fortified Blanks and Duplicates
Standard Reference Materials and Duplicates
Method Blanks

Report Date: 11/11/2008 Lims Bat # : LIMT-20833

QC Batch Number: GCMS/SEMI-11597

Sample Id	Analysis	QC Analysis	Values	Units	Limits
LFBLANK-87799					
	2,4-Dichlorophenol	Lab Fort Blk. Found	1.05	mg/kg dry wt	
		Lab Fort Blk. % Rec.	63.37	%	30-130
	2,4-Dimethylphenol	Lab Fort Blank Amt.	1.66	mg/kg dry wt	
		Lab Fort Blk. Found	1.05	mg/kg dry wt	
		Lab Fort Blk. % Rec.	63.47	%	30-130
	4,6-Dinitro-2-methylphenol	Lab Fort Blank Amt.	1.66	mg/kg dry wt	
		Lab Fort Blk. Found	0.90	mg/kg dry wt	
		Lab Fort Blk. % Rec.	54.53	%	30-130
	2,4-Dinitrophenol	Lab Fort Blank Amt.	1.66	mg/kg dry wt	
		Lab Fort Blk. Found	0.91	mg/kg dry wt	
		Lab Fort Blk. % Rec.	54.79	%	10-130
	o-cresol	Lab Fort Blank Amt.	1.66	mg/kg dry wt	
		Lab Fort Blk. Found	1.17	mg/kg dry wt	
		Lab Fort Blk. % Rec.	70.61	%	30-130
	m & p-cresol(s)	Lab Fort Blank Amt.	1.66	mg/kg dry wt	
		Lab Fort Blk. Found	1.26	mg/kg dry wt	
		Lab Fort Blk. % Rec.	75.65	%	30-130
	2-Nitrophenol	Lab Fort Blank Amt.	1.66	mg/kg dry wt	
		Lab Fort Blk. Found	0.99	mg/kg dry wt	
		Lab Fort Blk. % Rec.	59.83	%	30-130
	4-Nitrophenol	Lab Fort Blank Amt.	1.66	mg/kg dry wt	
		Lab Fort Blk. Found	1.31	mg/kg dry wt	
		Lab Fort Blk. % Rec.	79.03	%	30-130
	Phenol	Lab Fort Blank Amt.	1.66	mg/kg dry wt	
		Lab Fort Blk. Found	0.99	mg/kg dry wt	
		Lab Fort Blk. % Rec.	59.59	%	30-130
	2,4,5-Trichlorophenol	Lab Fort Blank Amt.	1.66	mg/kg dry wt	
		Lab Fort Blk. Found	1.20	mg/kg dry wt	
		Lab Fort Blk. % Rec.	72.23	%	30-130
	2,4,6-Trichlorophenol	Lab Fort Blank Amt.	1.66	mg/kg dry wt	
		Lab Fort Blk. Found	1.04	mg/kg dry wt	
		Lab Fort Blk. % Rec.	62.41	%	30-130
	Pentachlorophenol	Lab Fort Blank Amt.	1.66	mg/kg dry wt	
		Lab Fort Blk. Found	0.75	mg/kg dry wt	
		Lab Fort Blk. % Rec.	45.26	%	30-130
	Pyridine	Lab Fort Blank Amt.	1.66	mg/kg dry wt	
		Lab Fort Blk. Found	0.72	mg/kg dry wt	
		Lab Fort Blk. % Rec.	43.31	%	30-140
	Benzo(k)fluoranthene	Lab Fort Blank Amt.	1.666	mg/kg dry wt	
		Lab Fort Blk. Found	1.177	mg/kg dry wt	
		Lab Fort Blk. % Rec.	70.660	%	40-140
	Carbazole	Lab Fort Blank Amt.	1.66	mg/kg dry wt	
		Lab Fort Blk. Found	1.28	mg/kg dry wt	

con-test® ANALYTICAL LABORATORY

39 Spruce Street ° East Longmeadow, MA 01028 ° FAX 413/525-6405 ° TEL. 413/525-2332

QC SUMMARY REPORT

SAMPLE QC: Sample Results with Duplicates
Sample Matrix Spikes and Matrix Spike Duplicates

BATCH QC: Lab fortified Blanks and Duplicates
Standard Reference Materials and Duplicates
Method Blanks

Report Date: 11/11/2008 Lims Bat # : LIMT-20833

QC Batch Number: GCMS/SEMI-11597

Sample Id	Analysis	QC Analysis	Values	Units	Limits
LFBLANK-87799					
	Carbazole	Lab Fort Blk. % Rec.	77.33	%	40-140

con-test ANALYTICAL LABORATORY

39 Spruce Street ° East Longmeadow, MA 01028 ° FAX 413/525-6405 ° TEL. 413/525-2332

QC SUMMARY REPORT

SAMPLE QC: Sample Results with Duplicates
Sample Matrix Spikes and Matrix Spike Duplicates

BATCH QC: Lab fortified Blanks and Duplicates
Standard Reference Materials and Duplicates
Method Blanks

Report Date: 11/11/2008 Lims Bat # : LIMT-20833

QC Batch Number: GCMS/VOL-20745

Sample Id	Analysis	QC Analysis	Values	Units	Limits
08B43317					
	1,2-Dichloroethane-d4	Surrogate Recovery	125.840	%	70-130
	Toluene-d8	Surrogate Recovery	85.320	%	70-130
	Bromofluorobenzene	Surrogate Recovery	100.160	%	70-130
BLANK-125669					
	Acetone	Blank	<0.10	mg/kg	
	Benzene	Blank	<0.002	mg/kg	
	Carbon Tetrachloride	Blank	<0.002	mg/kg	
	Chloroform	Blank	<0.004	mg/kg	
	1,2-Dichloroethane	Blank	<0.002	mg/kg	
	1,4-Dichlorobenzene	Blank	<0.002	mg/kg	
	Ethyl Benzene	Blank	<0.002	mg/kg	
	2-Butanone (MEK)	Blank	<0.040	mg/kg	
	MIBK	Blank	<0.020	mg/kg	
	Naphthalene	Blank	<0.010	mg/kg	
	Styrene	Blank	<0.010	mg/kg	
	Tetrachloroethylene	Blank	<0.002	mg/kg	
	Toluene	Blank	<0.002	mg/kg	
	1,1,1-Trichloroethane	Blank	<0.002	mg/kg	
	Trichloroethylene	Blank	<0.002	mg/kg	
	1,1,2-Trichloro-1,2,2-Trifluoroethane	Blank	<0.010	mg/kg	
	Trichlorofluoromethane	Blank	<0.010	mg/kg	
	o-Xylene	Blank	<0.002	mg/kg	
	m + p Xylene	Blank	<0.004	mg/kg	
	1,2-Dichlorobenzene	Blank	<0.002	mg/kg	
	1,3-Dichlorobenzene	Blank	<0.002	mg/kg	
	1,1-Dichloroethane	Blank	<0.002	mg/kg	
	1,1-Dichloroethylene	Blank	<0.004	mg/kg	
	1,4-Dioxane	Blank	<0.10	mg/kg	
	MTBE	Blank	<0.004	mg/kg	
	trans-1,2-Dichloroethylene	Blank	<0.002	mg/kg	
	Vinyl Chloride	Blank	<0.010	mg/kg	
	Methylene Chloride	Blank	<0.020	mg/kg	
	Chlorobenzene	Blank	<0.002	mg/kg	
	Chloromethane	Blank	<0.010	mg/kg	
	Bromomethane	Blank	<0.010	mg/kg	
	Chloroethane	Blank	<0.020	mg/kg	
	cis-1,3-Dichloropropene	Blank	<0.001	mg/kg	
	trans-1,3-Dichloropropene	Blank	<0.001	mg/kg	
	Chlorodibromomethane	Blank	<0.001	mg/kg	
	1,1,2-Trichloroethane	Blank	<0.002	mg/kg	
	Bromoform	Blank	<0.010	mg/kg	
	1,1,2,2-Tetrachloroethane	Blank	<0.001	mg/kg	
	2-Chlorotoluene	Blank	<0.002	mg/kg	

con-test® ANALYTICAL LABORATORY

39 Spruce Street ° East Longmeadow, MA 01028 ° FAX 413/525-6405 ° TEL. 413/525-2332

QC SUMMARY REPORT

SAMPLE QC: Sample Results with Duplicates
Sample Matrix Spikes and Matrix Spike Duplicates

BATCH QC: Lab fortified Blanks and Duplicates
Standard Reference Materials and Duplicates
Method Blanks

Report Date: 11/11/2008 Lims Bat # : LIMT-20833

QC Batch Number: GCMS/VOL-20745

Sample Id	Analysis	QC Analysis	Values	Units	Limits
BLANK-125669					
	Hexachlorobutadiene	Blank	<0.002	mg/kg	
	Isopropylbenzene	Blank	<0.002	mg/kg	
	p-Isopropyltoluene	Blank	<0.002	mg/kg	
	n-Propylbenzene	Blank	<0.002	mg/kg	
	sec-Butylbenzene	Blank	<0.002	mg/kg	
	tert-Butylbenzene	Blank	<0.002	mg/kg	
	1,2,3-Trichlorobenzene	Blank	<0.010	mg/kg	
	1,2,4-Trichlorobenzene	Blank	<0.010	mg/kg	
	1,2,4-Trimethylbenzene	Blank	<0.002	mg/kg	
	1,3,5-Trimethylbenzene	Blank	<0.002	mg/kg	
	Dibromomethane	Blank	<0.002	mg/kg	
	cis-1,2-Dichloroethylene	Blank	<0.002	mg/kg	
	4-Chlorotoluene	Blank	<0.002	mg/kg	
	1,1-Dichloropropene	Blank	<0.002	mg/kg	
	1,2-Dichloropropane	Blank	<0.002	mg/kg	
	1,3-Dichloropropane	Blank	<0.001	mg/kg	
	2,2-Dichloropropane	Blank	<0.002	mg/kg	
	1,1,1,2-Tetrachloroethane	Blank	<0.002	mg/kg	
	1,2,3-Trichloropropane	Blank	<0.002	mg/kg	
	n-Butylbenzene	Blank	<0.002	mg/kg	
	Dichlorodifluoromethane	Blank	<0.020	mg/kg	
	Bromochloromethane	Blank	<0.002	mg/kg	
	Bromobenzene	Blank	<0.002	mg/kg	
	Acrylonitrile	Blank	<0.006	mg/kg	
	Carbon Disulfide	Blank	<0.006	mg/kg	
	2-Hexanone	Blank	<0.10	mg/kg	
	trans-1,4-Dichloro-2-Butene	Blank	<0.010	mg/kg	
	Diethyl Ether	Blank	<0.020	mg/kg	
	Bromodichloromethane	Blank	<0.002	mg/kg	
	1,2-Dibromo-3-Chloropropane	Blank	<0.002	mg/kg	
	1,2-Dibromoethane	Blank	<0.001	mg/kg	
	Tetrahydrofuran	Blank	<0.010	mg/kg	
	tert-Butyl Alcohol	Blank	<0.040	mg/kg	
	Diisopropyl Ether	Blank	<0.020	mg/kg	
	tert-Butylethyl Ether	Blank	<0.001	mg/kg	
	tert-Amylmethyl Ether	Blank	<0.001	mg/kg	

con-test ANALYTICAL LABORATORY

39 Spruce Street ° East Longmeadow, MA 01028 ° FAX 413/525-6405 ° TEL. 413/525-2332

QC SUMMARY REPORT

SAMPLE QC: Sample Results with Duplicates
Sample Matrix Spikes and Matrix Spike Duplicates

BATCH QC: Lab fortified Blanks and Duplicates
Standard Reference Materials and Duplicates
Method Blanks

Report Date: 11/11/2008 Lims Bat # : LIMT-20833

QC Batch Number: GCMS/VOL-20746

Sample Id	Analysis	QC Analysis	Values	Units	Limits
08B43306					
	1,2-Dichloroethane-d4	Surrogate Recovery	129.800	%	70-130
	Toluene-d8	Surrogate Recovery	86.280	%	70-130
	Bromofluorobenzene	Surrogate Recovery	94.480	%	70-130
08B43307					
	Acetone	Sample Amount	<0.099	mg/kg dry wt	
		Matrix Spk Amt Added	0.198	mg/kg dry wt	
		MS Amt Measured	0.193	mg/kg dry wt	
		Matrix Spike % Rec.	97.159	%	70-130
	Benzene	Sample Amount	<0.002	mg/kg dry wt	
		Matrix Spk Amt Added	0.019	mg/kg dry wt	
		MS Amt Measured	0.018	mg/kg dry wt	
		Matrix Spike % Rec.	95.399	%	70-130
	Carbon Tetrachloride	Sample Amount	<0.002	mg/kg dry wt	
		Matrix Spk Amt Added	0.019	mg/kg dry wt	
		MS Amt Measured	0.026	mg/kg dry wt	
		Matrix Spike % Rec.	133.200	%	70-130
	Chloroform	Sample Amount	<0.004	mg/kg dry wt	
		Matrix Spk Amt Added	0.019	mg/kg dry wt	
		MS Amt Measured	0.020	mg/kg dry wt	
		Matrix Spike % Rec.	104.000	%	70-130
	1,2-Dichloroethane	Sample Amount	<0.002	mg/kg dry wt	
		Matrix Spk Amt Added	0.019	mg/kg dry wt	
		MS Amt Measured	0.023	mg/kg dry wt	
		Matrix Spike % Rec.	117.400	%	70-130
	1,4-Dichlorobenzene	Sample Amount	<0.002	mg/kg dry wt	
		Matrix Spk Amt Added	0.019	mg/kg dry wt	
		MS Amt Measured	0.016	mg/kg dry wt	
		Matrix Spike % Rec.	82.799	%	70-130
	Ethyl Benzene	Sample Amount	<0.002	mg/kg dry wt	
		Matrix Spk Amt Added	0.019	mg/kg dry wt	
		MS Amt Measured	0.019	mg/kg dry wt	
		Matrix Spike % Rec.	99.899	%	70-130
	2-Butanone (MEK)	Sample Amount	<0.040	mg/kg dry wt	
		Matrix Spk Amt Added	0.198	mg/kg dry wt	
		MS Amt Measured	0.172	mg/kg dry wt	
		Matrix Spike % Rec.	86.909	%	70-130
	MIBK	Sample Amount	<0.020	mg/kg dry wt	
		Matrix Spk Amt Added	0.198	mg/kg dry wt	
		MS Amt Measured	0.192	mg/kg dry wt	
		Matrix Spike % Rec.	97.079	%	70-130
	Naphthalene	Sample Amount	<0.010	mg/kg dry wt	
		Matrix Spk Amt Added	0.019	mg/kg dry wt	
		MS Amt Measured	0.011	mg/kg dry wt	

con-test ANALYTICAL LABORATORY

39 Spruce Street ° East Longmeadow, MA 01028 ° FAX 413/525-6405 ° TEL. 413/525-2332

QC SUMMARY REPORT

SAMPLE QC: Sample Results with Duplicates
Sample Matrix Spikes and Matrix Spike Duplicates

BATCH QC: Lab fortified Blanks and Duplicates
Standard Reference Materials and Duplicates
Method Blanks

Report Date: 11/11/2008 Lims Bat # : LIMT-20833

QC Batch Number: GCMS/VOL-20746

Sample Id	Analysis	QC Analysis	Values	Units	Limits
08B43307					
	Naphthalene	Matrix Spike % Rec.	60.200	%	70-130
	Styrene	Sample Amount	<0.010	mg/kg dry wt	
		Matrix Spk Amt Added	0.019	mg/kg dry wt	
		MS Amt Measured	0.020	mg/kg dry wt	
		Matrix Spike % Rec.	103.500	%	70-130
	Tetrachloroethylene	Sample Amount	<0.002	mg/kg dry wt	
		Matrix Spk Amt Added	0.019	mg/kg dry wt	
		MS Amt Measured	0.021	mg/kg dry wt	
		Matrix Spike % Rec.	110.300	%	70-130
	Toluene	Sample Amount	<0.002	mg/kg dry wt	
		Matrix Spk Amt Added	0.019	mg/kg dry wt	
		MS Amt Measured	0.019	mg/kg dry wt	
		Matrix Spike % Rec.	100.100	%	70-130
	1,1,1-Trichloroethane	Sample Amount	<0.002	mg/kg dry wt	
		Matrix Spk Amt Added	0.019	mg/kg dry wt	
		MS Amt Measured	0.023	mg/kg dry wt	
		Matrix Spike % Rec.	115.800	%	70-130
	Trichloroethylene	Sample Amount	<0.002	mg/kg dry wt	
		Matrix Spk Amt Added	0.019	mg/kg dry wt	
		MS Amt Measured	0.020	mg/kg dry wt	
		Matrix Spike % Rec.	101.100	%	70-130
	1,1,2-Trichloro-1,2,2-Trifluoroethane	Sample Amount	<0.010	mg/kg dry wt	
		Matrix Spk Amt Added	0.019	mg/kg dry wt	
		MS Amt Measured	0.022	mg/kg dry wt	
		Matrix Spike % Rec.	112.100	%	70-130
	Trichlorofluoromethane	Sample Amount	<0.010	mg/kg dry wt	
		Matrix Spk Amt Added	0.019	mg/kg dry wt	
		MS Amt Measured	0.023	mg/kg dry wt	
		Matrix Spike % Rec.	118.300	%	70-130
	o-Xylene	Sample Amount	<0.002	mg/kg dry wt	
		Matrix Spk Amt Added	0.019	mg/kg dry wt	
		MS Amt Measured	0.019	mg/kg dry wt	
		Matrix Spike % Rec.	96.399	%	70-130
	m + p Xylene	Sample Amount	<0.004	mg/kg dry wt	
		Matrix Spk Amt Added	0.039	mg/kg dry wt	
		MS Amt Measured	0.045	mg/kg dry wt	
		Matrix Spike % Rec.	115.600	%	70-130
	1,2-Dichlorobenzene	Sample Amount	<0.002	mg/kg dry wt	
		Matrix Spk Amt Added	0.019	mg/kg dry wt	
		MS Amt Measured	0.017	mg/kg dry wt	
		Matrix Spike % Rec.	88.999	%	70-130
	1,3-Dichlorobenzene	Sample Amount	<0.002	mg/kg dry wt	
		Matrix Spk Amt Added	0.019	mg/kg dry wt	

con-test ANALYTICAL LABORATORY

39 Spruce Street ° East Longmeadow, MA 01028 ° FAX 413/525-6405 ° TEL. 413/525-2332

QC SUMMARY REPORT

SAMPLE QC: Sample Results with Duplicates
Sample Matrix Spikes and Matrix Spike Duplicates

BATCH QC: Lab fortified Blanks and Duplicates
Standard Reference Materials and Duplicates
Method Blanks

Report Date: 11/11/2008 Lims Bat # : LIMT-20833

QC Batch Number: GCMS/VOL-20746

Sample Id	Analysis	QC Analysis	Values	Units	Limits
08B43307					
	1,3-Dichlorobenzene	MS Amt Measured	0.018	mg/kg dry wt	
		Matrix Spike % Rec.	93.000	%	70-130
	1,1-Dichloroethane	Sample Amount	<0.002	mg/kg dry wt	
		Matrix Spk Amt Added	0.019	mg/kg dry wt	
		MS Amt Measured	0.019	mg/kg dry wt	
		Matrix Spike % Rec.	99.100	%	70-130
	1,1-Dichloroethylene	Sample Amount	<0.004	mg/kg dry wt	
		Matrix Spk Amt Added	0.019	mg/kg dry wt	
		MS Amt Measured	0.020	mg/kg dry wt	
		Matrix Spike % Rec.	101.200	%	70-130
	1,4-Dioxane	Sample Amount	<0.099	mg/kg dry wt	
		Matrix Spk Amt Added	0.198	mg/kg dry wt	
		MS Amt Measured	0.149	mg/kg dry wt	
		Matrix Spike % Rec.	75.159	%	70-130
	MTBE	Sample Amount	<0.004	mg/kg dry wt	
		Matrix Spk Amt Added	0.019	mg/kg dry wt	
		MS Amt Measured	0.018	mg/kg dry wt	
		Matrix Spike % Rec.	92.100	%	70-130
	trans-1,2-Dichloroethylene	Sample Amount	<0.002	mg/kg dry wt	
		Matrix Spk Amt Added	0.019	mg/kg dry wt	
		MS Amt Measured	0.020	mg/kg dry wt	
		Matrix Spike % Rec.	102.300	%	70-130
	Vinyl Chloride	Sample Amount	<0.010	mg/kg dry wt	
		Matrix Spk Amt Added	0.019	mg/kg dry wt	
		MS Amt Measured	0.014	mg/kg dry wt	
		Matrix Spike % Rec.	73.999	%	70-130
	Methylene Chloride	Sample Amount	<0.020	mg/kg dry wt	
		Matrix Spk Amt Added	0.019	mg/kg dry wt	
		MS Amt Measured	0.023	mg/kg dry wt	
		Matrix Spike % Rec.	116.600	%	70-130
	Chlorobenzene	Sample Amount	<0.002	mg/kg dry wt	
		Matrix Spk Amt Added	0.019	mg/kg dry wt	
		MS Amt Measured	0.021	mg/kg dry wt	
		Matrix Spike % Rec.	107.800	%	70-130
	Chloromethane	Sample Amount	<0.010	mg/kg dry wt	
		Matrix Spk Amt Added	0.019	mg/kg dry wt	
		MS Amt Measured	0.014	mg/kg dry wt	
		Matrix Spike % Rec.	75.400	%	70-130
	Bromomethane	Sample Amount	<0.010	mg/kg dry wt	
		Matrix Spk Amt Added	0.019	mg/kg dry wt	
		MS Amt Measured	0.015	mg/kg dry wt	
		Matrix Spike % Rec.	76.000	%	70-130
	Chloroethane	Sample Amount	<0.020	mg/kg dry wt	

con-test ANALYTICAL LABORATORY

39 Spruce Street ° East Longmeadow, MA 01028 ° FAX 413/525-6405 ° TEL. 413/525-2332

QC SUMMARY REPORT

SAMPLE QC: Sample Results with Duplicates
Sample Matrix Spikes and Matrix Spike Duplicates

BATCH QC: Lab fortified Blanks and Duplicates
Standard Reference Materials and Duplicates
Method Blanks

Report Date: 11/11/2008 Lims Bat # : LIMT-20833

QC Batch Number: GCMS/VOL-20746

Sample Id	Analysis	QC Analysis	Values	Units	Limits
08B43307					
	Chloroethane	Matrix Spk Amt Added	0.019	mg/kg dry wt	
		MS Amt Measured	0.015	mg/kg dry wt	
		Matrix Spike % Rec.	79.900	%	70-130
	cis-1,3-Dichloropropene	Sample Amount	<0.001	mg/kg dry wt	
		Matrix Spk Amt Added	0.019	mg/kg dry wt	
		MS Amt Measured	0.014	mg/kg dry wt	
		Matrix Spike % Rec.	74.400	%	70-130
	trans-1,3-Dichloropropene	Sample Amount	<0.001	mg/kg dry wt	
		Matrix Spk Amt Added	0.019	mg/kg dry wt	
		MS Amt Measured	0.014	mg/kg dry wt	
		Matrix Spike % Rec.	74.400	%	70-130
	Chlorodibromomethane	Sample Amount	<0.001	mg/kg dry wt	
		Matrix Spk Amt Added	0.019	mg/kg dry wt	
		MS Amt Measured	0.025	mg/kg dry wt	
		Matrix Spike % Rec.	129.300	%	70-130
	1,1,2-Trichloroethane	Sample Amount	<0.002	mg/kg dry wt	
		Matrix Spk Amt Added	0.019	mg/kg dry wt	
		MS Amt Measured	0.019	mg/kg dry wt	
		Matrix Spike % Rec.	99.300	%	70-130
	Bromoform	Sample Amount	<0.010	mg/kg dry wt	
		Matrix Spk Amt Added	0.019	mg/kg dry wt	
		MS Amt Measured	0.020	mg/kg dry wt	
		Matrix Spike % Rec.	101.900	%	70-130
	1,1,2,2-Tetrachloroethane	Sample Amount	<0.001	mg/kg dry wt	
		Matrix Spk Amt Added	0.019	mg/kg dry wt	
		MS Amt Measured	0.019	mg/kg dry wt	
		Matrix Spike % Rec.	98.999	%	70-130
	2-Chlorotoluene	Sample Amount	<0.002	mg/kg dry wt	
		Matrix Spk Amt Added	0.019	mg/kg dry wt	
		MS Amt Measured	0.022	mg/kg dry wt	
		Matrix Spike % Rec.	115.000	%	70-130
	Hexachlorobutadiene	Sample Amount	<0.002	mg/kg dry wt	
		Matrix Spk Amt Added	0.019	mg/kg dry wt	
		MS Amt Measured	0.014	mg/kg dry wt	
		Matrix Spike % Rec.	71.799	%	70-130
	Isopropylbenzene	Sample Amount	<0.002	mg/kg dry wt	
		Matrix Spk Amt Added	0.019	mg/kg dry wt	
		MS Amt Measured	0.018	mg/kg dry wt	
		Matrix Spike % Rec.	94.699	%	70-130
	p-Isopropyltoluene	Sample Amount	<0.002	mg/kg dry wt	
		Matrix Spk Amt Added	0.019	mg/kg dry wt	
		MS Amt Measured	0.017	mg/kg dry wt	
		Matrix Spike % Rec.	87.099	%	70-130

con-test® ANALYTICAL LABORATORY

39 Spruce Street ° East Longmeadow, MA 01028 ° FAX 413/525-6405 ° TEL. 413/525-2332

QC SUMMARY REPORT

SAMPLE QC: Sample Results with Duplicates
Sample Matrix Spikes and Matrix Spike Duplicates

BATCH QC: Lab fortified Blanks and Duplicates
Standard Reference Materials and Duplicates
Method Blanks

Report Date: 11/11/2008 Lims Bat # : LIMT-20833

QC Batch Number: GCMS/VOL-20746

Sample Id	Analysis	QC Analysis	Values	Units	Limits
08B43307					
	n-Propylbenzene	Sample Amount	<0.002	mg/kg dry wt	
		Matrix Spk Amt Added	0.019	mg/kg dry wt	
		MS Amt Measured	0.020	mg/kg dry wt	
		Matrix Spike % Rec.	102.600	%	70-130
	sec-Butylbenzene	Sample Amount	<0.002	mg/kg dry wt	
		Matrix Spk Amt Added	0.019	mg/kg dry wt	
		MS Amt Measured	0.015	mg/kg dry wt	
		Matrix Spike % Rec.	80.000	%	70-130
	tert-Butylbenzene	Sample Amount	<0.002	mg/kg dry wt	
		Matrix Spk Amt Added	0.019	mg/kg dry wt	
		MS Amt Measured	0.015	mg/kg dry wt	
		Matrix Spike % Rec.	78.299	%	70-130
	1,2,3-Trichlorobenzene	Sample Amount	<0.010	mg/kg dry wt	
		Matrix Spk Amt Added	0.019	mg/kg dry wt	
		MS Amt Measured	0.014	mg/kg dry wt	
		Matrix Spike % Rec.	71.699	%	70-130
	1,2,4-Trichlorobenzene	Sample Amount	<0.010	mg/kg dry wt	
		Matrix Spk Amt Added	0.019	mg/kg dry wt	
		MS Amt Measured	0.012	mg/kg dry wt	
		Matrix Spike % Rec.	65.099	%	70-130
	1,2,4-Trimethylbenzene	Sample Amount	<0.002	mg/kg dry wt	
		Matrix Spk Amt Added	0.019	mg/kg dry wt	
		MS Amt Measured	0.017	mg/kg dry wt	
		Matrix Spike % Rec.	86.799	%	70-130
	1,3,5-Trimethylbenzene	Sample Amount	<0.002	mg/kg dry wt	
		Matrix Spk Amt Added	0.019	mg/kg dry wt	
		MS Amt Measured	0.022	mg/kg dry wt	
		Matrix Spike % Rec.	114.800	%	70-130
	4-Chlorotoluene	Sample Amount	<0.002	mg/kg dry wt	
		Matrix Spk Amt Added	0.019	mg/kg dry wt	
		MS Amt Measured	0.022	mg/kg dry wt	
		Matrix Spike % Rec.	114.600	%	70-130
	Dibromomethane	Sample Amount	<0.002	mg/kg dry wt	
		Matrix Spk Amt Added	0.019	mg/kg dry wt	
		MS Amt Measured	0.022	mg/kg dry wt	
		Matrix Spike % Rec.	114.500	%	70-130
	cis-1,2-Dichloroethylene	Sample Amount	<0.002	mg/kg dry wt	
		Matrix Spk Amt Added	0.019	mg/kg dry wt	
		MS Amt Measured	0.017	mg/kg dry wt	
		Matrix Spike % Rec.	88.399	%	70-130
	1,1-Dichloropropene	Sample Amount	<0.002	mg/kg dry wt	
		Matrix Spk Amt Added	0.019	mg/kg dry wt	
		MS Amt Measured	0.019	mg/kg dry wt	

con-test ANALYTICAL LABORATORY

39 Spruce Street ° East Longmeadow, MA 01028 ° FAX 413/525-6405 ° TEL. 413/525-2332

QC SUMMARY REPORT

SAMPLE QC: Sample Results with Duplicates
Sample Matrix Spikes and Matrix Spike Duplicates

BATCH QC: Lab fortified Blanks and Duplicates
Standard Reference Materials and Duplicates
Method Blanks

Report Date: 11/11/2008 Lims Bat # : LIMT-20833

QC Batch Number: GCMS/VOL-20746

Sample Id	Analysis	QC Analysis	Values	Units	Limits
08B43307					
	1,1-Dichloropropene	Matrix Spike % Rec.	100.000	%	70-130
	1,2-Dichloropropane	Sample Amount	<0.002	mg/kg dry wt	
		Matrix Spk Amt Added	0.019	mg/kg dry wt	
		MS Amt Measured	0.017	mg/kg dry wt	
		Matrix Spike % Rec.	89.199	%	70-130
	1,3-Dichloropropane	Sample Amount	<0.001	mg/kg dry wt	
		Matrix Spk Amt Added	0.019	mg/kg dry wt	
		MS Amt Measured	0.019	mg/kg dry wt	
		Matrix Spike % Rec.	97.299	%	70-130
	2,2-Dichloropropane	Sample Amount	<0.002	mg/kg dry wt	
		Matrix Spk Amt Added	0.019	mg/kg dry wt	
		MS Amt Measured	0.018	mg/kg dry wt	
		Matrix Spike % Rec.	95.399	%	70-130
	1,1,1,2-Tetrachloroethane	Sample Amount	<0.002	mg/kg dry wt	
		Matrix Spk Amt Added	0.019	mg/kg dry wt	
		MS Amt Measured	0.024	mg/kg dry wt	
		Matrix Spike % Rec.	123.100	%	70-130
	1,2,3-Trichloropropane	Sample Amount	<0.002	mg/kg dry wt	
		Matrix Spk Amt Added	0.019	mg/kg dry wt	
		MS Amt Measured	0.019	mg/kg dry wt	
		Matrix Spike % Rec.	96.800	%	70-130
	n-Butylbenzene	Sample Amount	<0.002	mg/kg dry wt	
		Matrix Spk Amt Added	0.019	mg/kg dry wt	
		MS Amt Measured	0.016	mg/kg dry wt	
		Matrix Spike % Rec.	82.300	%	70-130
	Dichlorodifluoromethane	Sample Amount	<0.020	mg/kg dry wt	
		Matrix Spk Amt Added	0.019	mg/kg dry wt	
		MS Amt Measured	0.014	mg/kg dry wt	
		Matrix Spike % Rec.	74.799	%	70-130
	Bromochloromethane	Sample Amount	<0.002	mg/kg dry wt	
		Matrix Spk Amt Added	0.019	mg/kg dry wt	
		MS Amt Measured	0.020	mg/kg dry wt	
		Matrix Spike % Rec.	103.800	%	70-130
	Bromobenzene	Sample Amount	<0.002	mg/kg dry wt	
		Matrix Spk Amt Added	0.019	mg/kg dry wt	
		MS Amt Measured	0.021	mg/kg dry wt	
		Matrix Spike % Rec.	110.300	%	70-130
	Acrylonitrile	Sample Amount	<0.006	mg/kg dry wt	
		Matrix Spk Amt Added	0.019	mg/kg dry wt	
		MS Amt Measured	0.017	mg/kg dry wt	
		Matrix Spike % Rec.	85.999	%	70-130
	Carbon Disulfide	Sample Amount	<0.006	mg/kg dry wt	
		Matrix Spk Amt Added	0.019	mg/kg dry wt	

con-test® ANALYTICAL LABORATORY

39 Spruce Street ° East Longmeadow, MA 01028 ° FAX 413/525-6405 ° TEL. 413/525-2332

QC SUMMARY REPORT

SAMPLE QC: Sample Results with Duplicates
Sample Matrix Spikes and Matrix Spike Duplicates

BATCH QC: Lab fortified Blanks and Duplicates
Standard Reference Materials and Duplicates
Method Blanks

Report Date: 11/11/2008 Lims Bat # : LIMT-20833

QC Batch Number: GCMS/VOL-20746

Sample Id	Analysis	QC Analysis	Values	Units	Limits
08B43307					
	Carbon Disulfide	MS Amt Measured	0.022	mg/kg dry wt	
		Matrix Spike % Rec.	114.600	%	70-130
	2-Hexanone	Sample Amount	<0.099	mg/kg dry wt	
		Matrix Spk Amt Added	0.198	mg/kg dry wt	
		MS Amt Measured	0.195	mg/kg dry wt	
		Matrix Spike % Rec.	98.559	%	70-130
	trans-1,4-Dichloro-2-Butene	Sample Amount	<0.010	mg/kg dry wt	
		Matrix Spk Amt Added	0.019	mg/kg dry wt	
		MS Amt Measured	0.018	mg/kg dry wt	
		Matrix Spike % Rec.	94.199	%	70-130
	Diethyl Ether	Sample Amount	<0.020	mg/kg dry wt	
		Matrix Spk Amt Added	0.019	mg/kg dry wt	
		MS Amt Measured	0.016	mg/kg dry wt	
		Matrix Spike % Rec.	82.199	%	70-130
	Bromodichloromethane	Sample Amount	<0.002	mg/kg dry wt	
		Matrix Spk Amt Added	0.019	mg/kg dry wt	
		MS Amt Measured	0.022	mg/kg dry wt	
		Matrix Spike % Rec.	111.300	%	70-130
	1,2-Dichloroethane-d4	Surrogate Recovery	132.120	%	70-130
	Toluene-d8	Surrogate Recovery	86.640	%	70-130
	Bromofluorobenzene	Surrogate Recovery	101.840	%	70-130
	1,2-Dibromo-3-Chloropropane	Sample Amount	<0.002	mg/kg dry wt	
		Matrix Spk Amt Added	0.019	mg/kg dry wt	
		MS Amt Measured	0.013	mg/kg dry wt	
		Matrix Spike % Rec.	67.300	%	70-130
	1,2-Dibromoethane	Sample Amount	<0.001	mg/kg dry wt	
		Matrix Spk Amt Added	0.019	mg/kg dry wt	
		MS Amt Measured	0.022	mg/kg dry wt	
		Matrix Spike % Rec.	110.700	%	70-130
	Tetrahydrofuran	Sample Amount	<0.010	mg/kg dry wt	
		Matrix Spk Amt Added	0.019	mg/kg dry wt	
		MS Amt Measured	0.013	mg/kg dry wt	
		Matrix Spike % Rec.	67.699	%	70-130
	tert-Butyl Alcohol	Sample Amount	<0.040	mg/kg dry wt	
		Matrix Spk Amt Added	0.198	mg/kg dry wt	
		MS Amt Measured	0.169	mg/kg dry wt	
		Matrix Spike % Rec.	85.270	%	70-130
	Diisopropyl Ether	Sample Amount	<0.001	mg/kg dry wt	
		Matrix Spk Amt Added	0.019	mg/kg dry wt	
		MS Amt Measured	0.018	mg/kg dry wt	
		Matrix Spike % Rec.	93.600	%	70-130
	tert-Butylethyl Ether	Sample Amount	<0.001	mg/kg dry wt	
		Matrix Spk Amt Added	0.019	mg/kg dry wt	

con-test ANALYTICAL LABORATORY

39 Spruce Street ° East Longmeadow, MA 01028 ° FAX 413/525-6405 ° TEL. 413/525-2332

QC SUMMARY REPORT

SAMPLE QC: Sample Results with Duplicates
Sample Matrix Spikes and Matrix Spike Duplicates

BATCH QC: Lab fortified Blanks and Duplicates
Standard Reference Materials and Duplicates
Method Blanks

Report Date: 11/11/2008 Lims Bat # : LIMT-20833

QC Batch Number: GCMS/VOL-20746

Sample Id	Analysis	QC Analysis	Values	Units	Limits
08B43307					
	tert-Butylethyl Ether	MS Amt Measured	0.015	mg/kg dry wt	
		Matrix Spike % Rec.	76.800	%	70-130
	tert-Amylmethyl Ether	Sample Amount	<0.001	mg/kg dry wt	
		Matrix Spk Amt Added	0.019	mg/kg dry wt	
		MS Amt Measured	0.016	mg/kg dry wt	
		Matrix Spike % Rec.	84.599	%	70-130
08B43308					
	1,2-Dichloroethane-d4	Surrogate Recovery	128.759	%	70-130
	Toluene-d8	Surrogate Recovery	85.600	%	70-130
	Bromofluorobenzene	Surrogate Recovery	99.640	%	70-130
08B43309					
	1,2-Dichloroethane-d4	Surrogate Recovery	132.880	%	70-130
	Toluene-d8	Surrogate Recovery	87.600	%	70-130
	Bromofluorobenzene	Surrogate Recovery	101.320	%	70-130
08B43310					
	1,2-Dichloroethane-d4	Surrogate Recovery	127.000	%	70-130
	Toluene-d8	Surrogate Recovery	85.160	%	70-130
	Bromofluorobenzene	Surrogate Recovery	101.920	%	70-130
08B43311					
	1,2-Dichloroethane-d4	Surrogate Recovery	129.639	%	70-130
	Toluene-d8	Surrogate Recovery	86.960	%	70-130
	Bromofluorobenzene	Surrogate Recovery	99.080	%	70-130
08B43312					
	1,2-Dichloroethane-d4	Surrogate Recovery	131.280	%	70-130
	Toluene-d8	Surrogate Recovery	85.520	%	70-130
	Bromofluorobenzene	Surrogate Recovery	97.000	%	70-130
08B43313					
	1,2-Dichloroethane-d4	Surrogate Recovery	132.960	%	70-130
	Toluene-d8	Surrogate Recovery	86.400	%	70-130
	Bromofluorobenzene	Surrogate Recovery	99.600	%	70-130
08B43314					
	1,2-Dichloroethane-d4	Surrogate Recovery	133.920	%	70-130
	Toluene-d8	Surrogate Recovery	86.800	%	70-130
	Bromofluorobenzene	Surrogate Recovery	96.240	%	70-130
08B43315					
	1,2-Dichloroethane-d4	Surrogate Recovery	134.720	%	70-130
	Toluene-d8	Surrogate Recovery	89.520	%	70-130
	Bromofluorobenzene	Surrogate Recovery	103.600	%	70-130
08B43316					
	1,2-Dichloroethane-d4	Surrogate Recovery	129.039	%	70-130
	Toluene-d8	Surrogate Recovery	85.680	%	70-130
	Bromofluorobenzene	Surrogate Recovery	96.560	%	70-130
BLANK-125673					

con-test ANALYTICAL LABORATORY

39 Spruce Street ° East Longmeadow, MA 01028 ° FAX 413/525-6405 ° TEL. 413/525-2332

QC SUMMARY REPORT

SAMPLE QC: Sample Results with Duplicates
Sample Matrix Spikes and Matrix Spike Duplicates

BATCH QC: Lab fortified Blanks and Duplicates
Standard Reference Materials and Duplicates
Method Blanks

Report Date: 11/11/2008 Lims Bat # : LIMT-20833

QC Batch Number: GCMS/VOL-20746

Sample Id	Analysis	QC Analysis	Values	Units	Limits
BLANK-125673					
	Acetone	Blank	<0.10	mg/kg dry wt	
	Benzene	Blank	<0.002	mg/kg dry wt	
	Carbon Tetrachloride	Blank	<0.002	mg/kg dry wt	
	Chloroform	Blank	<0.004	mg/kg dry wt	
	1,2-Dichloroethane	Blank	<0.002	mg/kg dry wt	
	1,4-Dichlorobenzene	Blank	<0.002	mg/kg dry wt	
	Ethyl Benzene	Blank	<0.002	mg/kg dry wt	
	2-Butanone (MEK)	Blank	<0.040	mg/kg dry wt	
	MIBK	Blank	<0.020	mg/kg dry wt	
	Naphthalene	Blank	<0.010	mg/kg dry wt	
	Styrene	Blank	<0.010	mg/kg dry wt	
	Tetrachloroethylene	Blank	<0.002	mg/kg dry wt	
	Toluene	Blank	<0.002	mg/kg dry wt	
	1,1,1-Trichloroethane	Blank	<0.002	mg/kg dry wt	
	Trichloroethylene	Blank	<0.002	mg/kg dry wt	
	1,1,2-Trichloro-1,2,2-Trifluoroethane	Blank	<0.010	mg/kg dry wt	
	Trichlorofluoromethane	Blank	<0.010	mg/kg dry wt	
	o-Xylene	Blank	<0.002	mg/kg dry wt	
	m + p Xylene	Blank	<0.004	mg/kg dry wt	
	1,2-Dichlorobenzene	Blank	<0.002	mg/kg dry wt	
	1,3-Dichlorobenzene	Blank	<0.002	mg/kg dry wt	
	1,1-Dichloroethane	Blank	<0.002	mg/kg dry wt	
	1,1-Dichloroethylene	Blank	<0.004	mg/kg dry wt	
	1,4-Dioxane	Blank	<0.10	mg/kg dry wt	
	MTBE	Blank	<0.004	mg/kg dry wt	
	trans-1,2-Dichloroethylene	Blank	<0.002	mg/kg dry wt	
	Vinyl Chloride	Blank	<0.010	mg/kg dry wt	
	Methylene Chloride	Blank	<0.020	mg/kg dry wt	
	Chlorobenzene	Blank	<0.002	mg/kg dry wt	
	Chloromethane	Blank	<0.010	mg/kg dry wt	
	Bromomethane	Blank	<0.010	mg/kg dry wt	
	Chloroethane	Blank	<0.020	mg/kg dry wt	
	cis-1,3-Dichloropropene	Blank	<0.001	mg/kg dry wt	
	trans-1,3-Dichloropropene	Blank	<0.001	mg/kg dry wt	
	Chlorodibromomethane	Blank	<0.001	mg/kg dry wt	
	1,1,2-Trichloroethane	Blank	<0.002	mg/kg dry wt	
	Bromoform	Blank	<0.010	mg/kg dry wt	
	1,1,2,2-Tetrachloroethane	Blank	<0.001	mg/kg dry wt	
	2-Chlorotoluene	Blank	<0.002	mg/kg dry wt	
	Hexachlorobutadiene	Blank	<0.002	mg/kg dry wt	
	Isopropylbenzene	Blank	<0.002	mg/kg dry wt	
	p-Isopropyltoluene	Blank	<0.002	mg/kg dry wt	
	n-Propylbenzene	Blank	<0.002	mg/kg dry wt	

con-test ANALYTICAL LABORATORY

39 Spruce Street ° East Longmeadow, MA 01028 ° FAX 413/525-6405 ° TEL. 413/525-2332

QC SUMMARY REPORT

SAMPLE QC: Sample Results with Duplicates
Sample Matrix Spikes and Matrix Spike Duplicates

BATCH QC: Lab fortified Blanks and Duplicates
Standard Reference Materials and Duplicates
Method Blanks

Report Date: 11/11/2008 Lims Bat # : LIMT-20833

QC Batch Number: GCMS/VOL-20746

Sample Id	Analysis	QC Analysis	Values	Units	Limits
BLANK-125673					
	sec-Butylbenzene	Blank	<0.002	mg/kg dry wt	
	tert-Butylbenzene	Blank	<0.002	mg/kg dry wt	
	1,2,3-Trichlorobenzene	Blank	<0.010	mg/kg dry wt	
	1,2,4-Trichlorobenzene	Blank	<0.010	mg/kg dry wt	
	1,2,4-Trimethylbenzene	Blank	<0.002	mg/kg dry wt	
	1,3,5-Trimethylbenzene	Blank	<0.002	mg/kg dry wt	
	4-Chlorotoluene	Blank	<0.002	mg/kg dry wt	
	Dibromomethane	Blank	<0.002	mg/kg dry wt	
	cis-1,2-Dichloroethylene	Blank	<0.002	mg/kg dry wt	
	1,1-Dichloropropene	Blank	<0.002	mg/kg dry wt	
	1,2-Dichloropropane	Blank	<0.002	mg/kg dry wt	
	1,3-Dichloropropane	Blank	<0.001	mg/kg dry wt	
	2,2-Dichloropropane	Blank	<0.002	mg/kg dry wt	
	1,1,1,2-Tetrachloroethane	Blank	<0.002	mg/kg dry wt	
	1,2,3-Trichloropropane	Blank	<0.002	mg/kg dry wt	
	n-Butylbenzene	Blank	<0.002	mg/kg dry wt	
	Dichlorodifluoromethane	Blank	<0.020	mg/kg dry wt	
	Bromochloromethane	Blank	<0.002	mg/kg dry wt	
	Bromobenzene	Blank	<0.002	mg/kg dry wt	
	Acrylonitrile	Blank	<0.006	mg/kg dry wt	
	Carbon Disulfide	Blank	<0.006	mg/kg dry wt	
	2-Hexanone	Blank	<0.10	mg/kg dry wt	
	trans-1,4-Dichloro-2-Butene	Blank	<0.010	mg/kg dry wt	
	Diethyl Ether	Blank	<0.020	mg/kg dry wt	
	Bromodichloromethane	Blank	<0.002	mg/kg dry wt	
	1,2-Dibromo-3-Chloropropane	Blank	<0.002	mg/kg dry wt	
	1,2-Dibromoethane	Blank	<0.001	mg/kg dry wt	
	Tetrahydrofuran	Blank	<0.010	mg/kg dry wt	
	tert-Butyl Alcohol	Blank	<0.040	mg/kg dry wt	
	Diisopropyl Ether	Blank	<0.001	mg/kg dry wt	
	tert-Butylethyl Ether	Blank	<0.001	mg/kg dry wt	
	tert-Amylmethyl Ether	Blank	<0.001	mg/kg dry wt	
LFBLANK-87518					
	Acetone	Lab Fort Blank Amt.	0.200	mg/kg dry wt	
		Lab Fort Blk. Found	0.280	mg/kg dry wt	
		Lab Fort Blk. % Rec.	140.300	%	50-160
	Benzene	Lab Fort Blank Amt.	0.020	mg/kg dry wt	
		Lab Fort Blk. Found	0.019	mg/kg dry wt	
		Lab Fort Blk. % Rec.	99.600	%	70-130
	Carbon Tetrachloride	Lab Fort Blank Amt.	0.020	mg/kg dry wt	
		Lab Fort Blk. Found	0.027	mg/kg dry wt	
		Lab Fort Blk. % Rec.	138.700	%	70-130
	Chloroform	Lab Fort Blank Amt.	0.020	mg/kg dry wt	

con-test ANALYTICAL LABORATORY

39 Spruce Street ° East Longmeadow, MA 01028 ° FAX 413/525-6405 ° TEL. 413/525-2332

QC SUMMARY REPORT

SAMPLE QC: Sample Results with Duplicates
Sample Matrix Spikes and Matrix Spike Duplicates

BATCH QC: Lab fortified Blanks and Duplicates
Standard Reference Materials and Duplicates
Method Blanks

Report Date: 11/11/2008 Lims Bat # : LIMT-20833

QC Batch Number: GCMS/VOL-20746

Sample Id	Analysis	QC Analysis	Values	Units	Limits
LFBLANK-87518					
	Chloroform	Lab Fort Blk. Found	0.021	mg/kg dry wt	
		Lab Fort Blk. % Rec.	105.500	%	70-130
	1,2-Dichloroethane	Lab Fort Blank Amt.	0.020	mg/kg dry wt	
		Lab Fort Blk. Found	0.020	mg/kg dry wt	
		Lab Fort Blk. % Rec.	101.400	%	70-130
	1,4-Dichlorobenzene	Lab Fort Blank Amt.	0.020	mg/kg dry wt	
		Lab Fort Blk. Found	0.018	mg/kg dry wt	
		Lab Fort Blk. % Rec.	91.800	%	70-130
	Ethyl Benzene	Lab Fort Blank Amt.	0.020	mg/kg dry wt	
		Lab Fort Blk. Found	0.021	mg/kg dry wt	
		Lab Fort Blk. % Rec.	107.000	%	70-130
	2-Butanone (MEK)	Lab Fort Blank Amt.	0.200	mg/kg dry wt	
		Lab Fort Blk. Found	0.218	mg/kg dry wt	
		Lab Fort Blk. % Rec.	109.000	%	70-160
	MIBK	Lab Fort Blank Amt.	0.200	mg/kg dry wt	
		Lab Fort Blk. Found	0.183	mg/kg dry wt	
		Lab Fort Blk. % Rec.	91.660	%	70-160
	Naphthalene	Lab Fort Blank Amt.	0.020	mg/kg dry wt	
		Lab Fort Blk. Found	0.015	mg/kg dry wt	
		Lab Fort Blk. % Rec.	77.200	%	40-130
	Styrene	Lab Fort Blank Amt.	0.020	mg/kg dry wt	
		Lab Fort Blk. Found	0.021	mg/kg dry wt	
		Lab Fort Blk. % Rec.	108.300	%	70-130
	Tetrachloroethylene	Lab Fort Blank Amt.	0.020	mg/kg dry wt	
		Lab Fort Blk. Found	0.022	mg/kg dry wt	
		Lab Fort Blk. % Rec.	110.200	%	70-160
	Toluene	Lab Fort Blank Amt.	0.020	mg/kg dry wt	
		Lab Fort Blk. Found	0.019	mg/kg dry wt	
		Lab Fort Blk. % Rec.	97.100	%	70-130
	1,1,1-Trichloroethane	Lab Fort Blank Amt.	0.020	mg/kg dry wt	
		Lab Fort Blk. Found	0.024	mg/kg dry wt	
		Lab Fort Blk. % Rec.	124.000	%	70-130
	Trichloroethylene	Lab Fort Blank Amt.	0.020	mg/kg dry wt	
		Lab Fort Blk. Found	0.019	mg/kg dry wt	
		Lab Fort Blk. % Rec.	99.900	%	70-130
	1,1,2-Trichloro-1,2,2-Trifluoroethane	Lab Fort Blank Amt.	0.020	mg/kg dry wt	
		Lab Fort Blk. Found	0.024	mg/kg dry wt	
		Lab Fort Blk. % Rec.	120.400	%	70-130
	Trichlorofluoromethane	Lab Fort Blank Amt.	0.020	mg/kg dry wt	
		Lab Fort Blk. Found	0.024	mg/kg dry wt	
		Lab Fort Blk. % Rec.	121.400	%	70-130
	o-Xylene	Lab Fort Blank Amt.	0.020	mg/kg dry wt	
		Lab Fort Blk. Found	0.020	mg/kg dry wt	

con-test® ANALYTICAL LABORATORY

39 Spruce Street ° East Longmeadow, MA 01028 ° FAX 413/525-6405 ° TEL. 413/525-2332

QC SUMMARY REPORT

SAMPLE QC: Sample Results with Duplicates
Sample Matrix Spikes and Matrix Spike Duplicates

BATCH QC: Lab fortified Blanks and Duplicates
Standard Reference Materials and Duplicates
Method Blanks

Report Date: 11/11/2008 Lims Bat # : LIMT-20833

QC Batch Number: GCMS/VOL-20746

Sample Id	Analysis	QC Analysis	Values	Units	Limits
LFBLANK-87518					
	o-Xylene	Lab Fort Blk. % Rec.	100.700	%	70-130
	m + p Xylene	Lab Fort Blank Amt.	0.040	mg/kg dry wt	
		Lab Fort Blk. Found	0.046	mg/kg dry wt	
		Lab Fort Blk. % Rec.	117.000	%	70-130
	1,2-Dichlorobenzene	Lab Fort Blank Amt.	0.020	mg/kg dry wt	
		Lab Fort Blk. Found	0.019	mg/kg dry wt	
		Lab Fort Blk. % Rec.	96.100	%	70-130
	1,3-Dichlorobenzene	Lab Fort Blank Amt.	0.020	mg/kg dry wt	
		Lab Fort Blk. Found	0.020	mg/kg dry wt	
		Lab Fort Blk. % Rec.	101.800	%	70-130
	1,1-Dichloroethane	Lab Fort Blank Amt.	0.020	mg/kg dry wt	
		Lab Fort Blk. Found	0.020	mg/kg dry wt	
		Lab Fort Blk. % Rec.	103.000	%	70-130
	1,1-Dichloroethylene	Lab Fort Blank Amt.	0.020	mg/kg dry wt	
		Lab Fort Blk. Found	0.020	mg/kg dry wt	
		Lab Fort Blk. % Rec.	103.600	%	70-130
	1,4-Dioxane	Lab Fort Blank Amt.	0.200	mg/kg dry wt	
		Lab Fort Blk. Found	0.168	mg/kg dry wt	
		Lab Fort Blk. % Rec.	84.410	%	40-160
	MTBE	Lab Fort Blank Amt.	0.020	mg/kg dry wt	
		Lab Fort Blk. Found	0.019	mg/kg dry wt	
		Lab Fort Blk. % Rec.	97.000	%	70-130
	trans-1,2-Dichloroethylene	Lab Fort Blank Amt.	0.020	mg/kg dry wt	
		Lab Fort Blk. Found	0.021	mg/kg dry wt	
		Lab Fort Blk. % Rec.	106.200	%	70-130
	Vinyl Chloride	Lab Fort Blank Amt.	0.020	mg/kg dry wt	
		Lab Fort Blk. Found	0.018	mg/kg dry wt	
		Lab Fort Blk. % Rec.	93.200	%	40-130
	Methylene Chloride	Lab Fort Blank Amt.	0.020	mg/kg dry wt	
		Lab Fort Blk. Found	0.019	mg/kg dry wt	
		Lab Fort Blk. % Rec.	97.200	%	40-160
	Chlorobenzene	Lab Fort Blank Amt.	0.020	mg/kg dry wt	
		Lab Fort Blk. Found	0.022	mg/kg dry wt	
		Lab Fort Blk. % Rec.	110.700	%	70-130
	Chloromethane	Lab Fort Blank Amt.	0.020	mg/kg dry wt	
		Lab Fort Blk. Found	0.019	mg/kg dry wt	
		Lab Fort Blk. % Rec.	98.100	%	40-130
	Bromomethane	Lab Fort Blank Amt.	0.020	mg/kg dry wt	
		Lab Fort Blk. Found	0.017	mg/kg dry wt	
		Lab Fort Blk. % Rec.	85.700	%	40-130
	Chloroethane	Lab Fort Blank Amt.	0.020	mg/kg dry wt	
		Lab Fort Blk. Found	0.018	mg/kg dry wt	
		Lab Fort Blk. % Rec.	90.000	%	40-160

con-test® ANALYTICAL LABORATORY

39 Spruce Street ° East Longmeadow, MA 01028 ° FAX 413/525-6405 ° TEL. 413/525-2332

QC SUMMARY REPORT

SAMPLE QC: Sample Results with Duplicates
Sample Matrix Spikes and Matrix Spike Duplicates

BATCH QC: Lab fortified Blanks and Duplicates
Standard Reference Materials and Duplicates
Method Blanks

Report Date: 11/11/2008 Lims Bat # : LIMT-20833

QC Batch Number: GCMS/VOL-20746

Sample Id	Analysis	QC Analysis	Values	Units	Limits
LFBLANK-87518					
	cis-1,3-Dichloropropene	Lab Fort Blank Amt.	0.020	mg/kg dry wt	
		Lab Fort Blk. Found	0.015	mg/kg dry wt	
		Lab Fort Blk. % Rec.	78.000	%	70-130
	trans-1,3-Dichloropropene	Lab Fort Blank Amt.	0.020	mg/kg dry wt	
		Lab Fort Blk. Found	0.015	mg/kg dry wt	
		Lab Fort Blk. % Rec.	78.000	%	70-130
	Chlorodibromomethane	Lab Fort Blank Amt.	0.020	mg/kg dry wt	
		Lab Fort Blk. Found	0.023	mg/kg dry wt	
		Lab Fort Blk. % Rec.	118.000	%	70-130
	1,1,2-Trichloroethane	Lab Fort Blank Amt.	0.020	mg/kg dry wt	
		Lab Fort Blk. Found	0.018	mg/kg dry wt	
		Lab Fort Blk. % Rec.	91.900	%	70-130
	Bromoform	Lab Fort Blank Amt.	0.020	mg/kg dry wt	
		Lab Fort Blk. Found	0.021	mg/kg dry wt	
		Lab Fort Blk. % Rec.	105.400	%	70-130
	1,1,2,2-Tetrachloroethane	Lab Fort Blank Amt.	0.020	mg/kg dry wt	
		Lab Fort Blk. Found	0.020	mg/kg dry wt	
		Lab Fort Blk. % Rec.	100.400	%	70-130
	2-Chlorotoluene	Lab Fort Blank Amt.	0.020	mg/kg dry wt	
		Lab Fort Blk. Found	0.023	mg/kg dry wt	
		Lab Fort Blk. % Rec.	117.000	%	70-130
	Hexachlorobutadiene	Lab Fort Blank Amt.	0.020	mg/kg dry wt	
		Lab Fort Blk. Found	0.017	mg/kg dry wt	
		Lab Fort Blk. % Rec.	88.600	%	70-130
	Isopropylbenzene	Lab Fort Blank Amt.	0.020	mg/kg dry wt	
		Lab Fort Blk. Found	0.020	mg/kg dry wt	
		Lab Fort Blk. % Rec.	100.500	%	70-130
	p-Isopropyltoluene	Lab Fort Blank Amt.	0.020	mg/kg dry wt	
		Lab Fort Blk. Found	0.019	mg/kg dry wt	
		Lab Fort Blk. % Rec.	97.000	%	70-130
	n-Propylbenzene	Lab Fort Blank Amt.	0.020	mg/kg dry wt	
		Lab Fort Blk. Found	0.021	mg/kg dry wt	
		Lab Fort Blk. % Rec.	106.800	%	70-130
	sec-Butylbenzene	Lab Fort Blank Amt.	0.020	mg/kg dry wt	
		Lab Fort Blk. Found	0.018	mg/kg dry wt	
		Lab Fort Blk. % Rec.	91.100	%	70-130
	tert-Butylbenzene	Lab Fort Blank Amt.	0.020	mg/kg dry wt	
		Lab Fort Blk. Found	0.017	mg/kg dry wt	
		Lab Fort Blk. % Rec.	88.900	%	70-160
	1,2,3-Trichlorobenzene	Lab Fort Blank Amt.	0.020	mg/kg dry wt	
		Lab Fort Blk. Found	0.017	mg/kg dry wt	
		Lab Fort Blk. % Rec.	85.600	%	70-130
	1,2,4-Trichlorobenzene	Lab Fort Blank Amt.	0.020	mg/kg dry wt	

con-test ANALYTICAL LABORATORY

39 Spruce Street ° East Longmeadow, MA 01028 ° FAX 413/525-6405 ° TEL. 413/525-2332

QC SUMMARY REPORT

SAMPLE QC: Sample Results with Duplicates
Sample Matrix Spikes and Matrix Spike Duplicates

BATCH QC: Lab fortified Blanks and Duplicates
Standard Reference Materials and Duplicates
Method Blanks

Report Date: 11/11/2008 Lims Bat # : LIMT-20833

QC Batch Number: GCMS/VOL-20746

Sample Id	Analysis	QC Analysis	Values	Units	Limits
LFBLANK-87518					
	1,2,4-Trichlorobenzene	Lab Fort Blk. Found	0.015	mg/kg dry wt	
		Lab Fort Blk. % Rec.	76.500	%	40-130
	1,2,4-Trimethylbenzene	Lab Fort Blank Amt.	0.020	mg/kg dry wt	
		Lab Fort Blk. Found	0.018	mg/kg dry wt	
		Lab Fort Blk. % Rec.	94.300	%	70-130
	1,3,5-Trimethylbenzene	Lab Fort Blank Amt.	0.020	mg/kg dry wt	
		Lab Fort Blk. Found	0.023	mg/kg dry wt	
		Lab Fort Blk. % Rec.	118.900	%	70-130
	4-Chlorotoluene	Lab Fort Blank Amt.	0.020	mg/kg dry wt	
		Lab Fort Blk. Found	0.023	mg/kg dry wt	
		Lab Fort Blk. % Rec.	118.500	%	70-130
	Dibromomethane	Lab Fort Blank Amt.	0.020	mg/kg dry wt	
		Lab Fort Blk. Found	0.021	mg/kg dry wt	
		Lab Fort Blk. % Rec.	109.200	%	70-130
	cis-1,2-Dichloroethylene	Lab Fort Blank Amt.	0.020	mg/kg dry wt	
		Lab Fort Blk. Found	0.019	mg/kg dry wt	
		Lab Fort Blk. % Rec.	98.700	%	70-130
	1,1-Dichloropropene	Lab Fort Blank Amt.	0.020	mg/kg dry wt	
		Lab Fort Blk. Found	0.020	mg/kg dry wt	
		Lab Fort Blk. % Rec.	101.200	%	70-130
	1,2-Dichloropropane	Lab Fort Blank Amt.	0.020	mg/kg dry wt	
		Lab Fort Blk. Found	0.018	mg/kg dry wt	
		Lab Fort Blk. % Rec.	90.600	%	70-130
	1,3-Dichloropropane	Lab Fort Blank Amt.	0.020	mg/kg dry wt	
		Lab Fort Blk. Found	0.018	mg/kg dry wt	
		Lab Fort Blk. % Rec.	93.200	%	70-130
	2,2-Dichloropropane	Lab Fort Blank Amt.	0.020	mg/kg dry wt	
		Lab Fort Blk. Found	0.024	mg/kg dry wt	
		Lab Fort Blk. % Rec.	121.100	%	70-130
	1,1,1,2-Tetrachloroethane	Lab Fort Blank Amt.	0.020	mg/kg dry wt	
		Lab Fort Blk. Found	0.026	mg/kg dry wt	
		Lab Fort Blk. % Rec.	134.700	%	70-130
	1,2,3-Trichloropropane	Lab Fort Blank Amt.	0.020	mg/kg dry wt	
		Lab Fort Blk. Found	0.018	mg/kg dry wt	
		Lab Fort Blk. % Rec.	92.300	%	70-130
	n-Butylbenzene	Lab Fort Blank Amt.	0.020	mg/kg dry wt	
		Lab Fort Blk. Found	0.017	mg/kg dry wt	
		Lab Fort Blk. % Rec.	89.500	%	70-130
	Dichlorodifluoromethane	Lab Fort Blank Amt.	0.020	mg/kg dry wt	
		Lab Fort Blk. Found	0.016	mg/kg dry wt	
		Lab Fort Blk. % Rec.	81.800	%	40-160
	Bromochloromethane	Lab Fort Blank Amt.	0.020	mg/kg dry wt	
		Lab Fort Blk. Found	0.021	mg/kg dry wt	

con-test ANALYTICAL LABORATORY

39 Spruce Street ° East Longmeadow, MA 01028 ° FAX 413/525-6405 ° TEL. 413/525-2332

QC SUMMARY REPORT

SAMPLE QC: Sample Results with Duplicates
Sample Matrix Spikes and Matrix Spike Duplicates

BATCH QC: Lab fortified Blanks and Duplicates
Standard Reference Materials and Duplicates
Method Blanks

Report Date: 11/11/2008 Lims Bat # : LIMT-20833

QC Batch Number: GCMS/VOL-20746

Sample Id	Analysis	QC Analysis	Values	Units	Limits
LFBLANK-87518					
	Bromochloromethane	Lab Fort Blk. % Rec.	108.000	%	70-130
	Bromobenzene	Lab Fort Blank Amt.	0.020	mg/kg dry wt	
		Lab Fort Blk. Found	0.022	mg/kg dry wt	
		Lab Fort Blk. % Rec.	114.000	%	70-130
	Acrylonitrile	Lab Fort Blank Amt.	0.020	mg/kg dry wt	
		Lab Fort Blk. Found	0.018	mg/kg dry wt	
		Lab Fort Blk. % Rec.	91.000	%	70-160
	Carbon Disulfide	Lab Fort Blank Amt.	0.020	mg/kg dry wt	
		Lab Fort Blk. Found	0.025	mg/kg dry wt	
		Lab Fort Blk. % Rec.	126.900	%	70-130
	2-Hexanone	Lab Fort Blank Amt.	0.200	mg/kg dry wt	
		Lab Fort Blk. Found	0.191	mg/kg dry wt	
		Lab Fort Blk. % Rec.	95.870	%	70-160
	trans-1,4-Dichloro-2-Butene	Lab Fort Blank Amt.	0.020	mg/kg dry wt	
		Lab Fort Blk. Found	0.020	mg/kg dry wt	
		Lab Fort Blk. % Rec.	100.700	%	70-130
	Diethyl Ether	Lab Fort Blank Amt.	0.020	mg/kg dry wt	
		Lab Fort Blk. Found	0.017	mg/kg dry wt	
		Lab Fort Blk. % Rec.	87.700	%	70-130
	Bromodichloromethane	Lab Fort Blank Amt.	0.020	mg/kg dry wt	
		Lab Fort Blk. Found	0.021	mg/kg dry wt	
		Lab Fort Blk. % Rec.	105.200	%	70-130
	1,2-Dibromo-3-Chloropropane	Lab Fort Blank Amt.	0.020	mg/kg dry wt	
		Lab Fort Blk. Found	0.016	mg/kg dry wt	
		Lab Fort Blk. % Rec.	81.400	%	70-130
	1,2-Dibromoethane	Lab Fort Blank Amt.	0.020	mg/kg dry wt	
		Lab Fort Blk. Found	0.021	mg/kg dry wt	
		Lab Fort Blk. % Rec.	107.300	%	70-130
	Tetrahydrofuran	Lab Fort Blank Amt.	0.020	mg/kg dry wt	
		Lab Fort Blk. Found	0.009	mg/kg dry wt	
		Lab Fort Blk. % Rec.	46.600	%	70-130
	tert-Butyl Alcohol	Lab Fort Blank Amt.	0.200	mg/kg dry wt	
		Lab Fort Blk. Found	0.202	mg/kg dry wt	
		Lab Fort Blk. % Rec.	101.010	%	40-130
	Diisopropyl Ether	Lab Fort Blank Amt.	0.020	mg/kg dry wt	
		Lab Fort Blk. Found	0.019	mg/kg dry wt	
		Lab Fort Blk. % Rec.	95.900	%	70-130
	tert-Butylethyl Ether	Lab Fort Blank Amt.	0.020	mg/kg dry wt	
		Lab Fort Blk. Found	0.018	mg/kg dry wt	
		Lab Fort Blk. % Rec.	94.700	%	70-130
	tert-Amylmethyl Ether	Lab Fort Blank Amt.	0.020	mg/kg dry wt	
		Lab Fort Blk. Found	0.018	mg/kg dry wt	
		Lab Fort Blk. % Rec.	91.500	%	70-130

con-test® ANALYTICAL LABORATORY

39 Spruce Street ° East Longmeadow, MA 01028 ° FAX 413/525-6405 ° TEL. 413/525-2332

QC SUMMARY REPORT

SAMPLE QC: Sample Results with Duplicates
Sample Matrix Spikes and Matrix Spike Duplicates

BATCH QC: Lab fortified Blanks and Duplicates
Standard Reference Materials and Duplicates
Method Blanks

Report Date: 11/11/2008 Lims Bat # : LIMT-20833

QC Batch Number: HG-9590

Sample Id	Analysis	QC Analysis	Values	Units	Limits
08B43311					
	Mercury	Sample Amount	0.038	mg/kg dry wt	
		Duplicate Value	0.035	mg/kg dry wt	
		Duplicate RPD	8.801	%	0-35
		Sample Amount	0.038	mg/kg dry wt	
		Matrix Spk Amt Added	0.349	mg/kg dry wt	
		MS Amt Measured	0.355	mg/kg dry wt	
		Matrix Spike % Rec.	90.791	%	75-125
BLANK-125747					
	Mercury	Blank	<0.025	mg/kg dry wt	
LFBLANK-87602					
	Mercury	Lab Fort Blank Amt.	1.250	mg/kg dry wt	
		Lab Fort Blk. Found	1.141	mg/kg dry wt	
		Lab Fort Blk. % Rec.	91.284	%	65.9-133

con-test ANALYTICAL LABORATORY

39 Spruce Street ° East Longmeadow, MA 01028 ° FAX 413/525-6405 ° TEL. 413/525-2332

QC SUMMARY REPORT

SAMPLE QC: Sample Results with Duplicates
Sample Matrix Spikes and Matrix Spike Duplicates

BATCH QC: Lab fortified Blanks and Duplicates
Standard Reference Materials and Duplicates
Method Blanks

Report Date: 11/11/2008 Lims Bat # : LIMT-20833

QC Batch Number: ICP-20520

Sample Id	Analysis	QC Analysis	Values	Units	Limits
08B43306					
	Silver	Sample Amount	<0.57	mg/kg dry wt	
		Matrix Spk Amt Added	28.08	mg/kg dry wt	
		MS Amt Measured	24.17	mg/kg dry wt	
		Matrix Spike % Rec.	86.08	%	75-125
	Arsenic	Sample Amount	7.94	mg/kg dry wt	
		Duplicate Value	8.44	mg/kg dry wt	
		Duplicate RPD	6.12	%	0-35
		Sample Amount	7.94	mg/kg dry wt	
		Matrix Spk Amt Added	28.08	mg/kg dry wt	
		MS Amt Measured	38.80	mg/kg dry wt	
		Matrix Spike % Rec.	109.86	%	75-125
	Barium	Sample Amount	123.20	mg/kg dry wt	
		Duplicate Value	108.91	mg/kg dry wt	
		Duplicate RPD	12.31	%	0-35
		Sample Amount	123.20	mg/kg dry wt	
		Matrix Spk Amt Added	28.08	mg/kg dry wt	
		MS Amt Measured	134.23	mg/kg dry wt	
		Matrix Spike % Rec.	39.23	%	75-125
	Beryllium	Sample Amount	0.89	mg/kg dry wt	
		Duplicate Value	0.73	mg/kg dry wt	
		Duplicate RPD	20.54	%	0-35
		Sample Amount	0.89	mg/kg dry wt	
		Matrix Spk Amt Added	28.08	mg/kg dry wt	
		MS Amt Measured	27.35	mg/kg dry wt	
		Matrix Spike % Rec.	94.18	%	75-125
	Cadmium	Sample Amount	0.29	mg/kg dry wt	
		Matrix Spk Amt Added	28.08	mg/kg dry wt	
		MS Amt Measured	24.60	mg/kg dry wt	
		Matrix Spike % Rec.	86.52	%	75-125
	Chromium	Sample Amount	23.82	mg/kg dry wt	
		Duplicate Value	20.07	mg/kg dry wt	
		Duplicate RPD	17.07	%	0-35
		Sample Amount	23.82	mg/kg dry wt	
		Matrix Spk Amt Added	28.08	mg/kg dry wt	
		MS Amt Measured	50.22	mg/kg dry wt	
		Matrix Spike % Rec.	93.99	%	75-125
	Copper	Sample Amount	190.60	mg/kg dry wt	
		Duplicate Value	230.08	mg/kg dry wt	
		Duplicate RPD	18.76	%	0-35
		Sample Amount	190.60	mg/kg dry wt	
		Matrix Spk Amt Added	28.08	mg/kg dry wt	
		MS Amt Measured	341.35	mg/kg dry wt	
		Matrix Spike % Rec.	536.67	%	75-125

con-test ANALYTICAL LABORATORY

39 Spruce Street ° East Longmeadow, MA 01028 ° FAX 413/525-6405 ° TEL. 413/525-2332

QC SUMMARY REPORT

SAMPLE QC: Sample Results with Duplicates
Sample Matrix Spikes and Matrix Spike Duplicates

BATCH QC: Lab fortified Blanks and Duplicates
Standard Reference Materials and Duplicates
Method Blanks

Report Date: 11/11/2008 Lims Bat # : LIMT-20833

QC Batch Number: ICP-20520

Sample Id	Analysis	QC Analysis	Values	Units	Limits
08B43306					
	Nickel	Sample Amount	17.65	mg/kg dry wt	
		Duplicate Value	16.14	mg/kg dry wt	
		Duplicate RPD	8.97	%	0-35
		Sample Amount	17.65	mg/kg dry wt	
		Matrix Spk Amt Added	28.08	mg/kg dry wt	
		MS Amt Measured	46.38	mg/kg dry wt	
		Matrix Spike % Rec.	102.25	%	75-125
	Lead	Sample Amount	56.81	mg/kg dry wt	
		Duplicate Value	67.00	mg/kg dry wt	
		Duplicate RPD	16.45	%	0-35
		Sample Amount	56.81	mg/kg dry wt	
		Matrix Spk Amt Added	28.08	mg/kg dry wt	
		MS Amt Measured	113.86	mg/kg dry wt	
		Matrix Spike % Rec.	203.08	%	75-125
	Antimony	Sample Amount	<4.50	mg/kg dry wt	
		Matrix Spk Amt Added	28.08	mg/kg dry wt	
		MS Amt Measured	9.58	mg/kg dry wt	
		Matrix Spike % Rec.	34.14	%	75-125
	Selenium	Sample Amount	<5.62	mg/kg dry wt	
		Matrix Spk Amt Added	28.08	mg/kg dry wt	
		MS Amt Measured	21.99	mg/kg dry wt	
		Matrix Spike % Rec.	78.30	%	75-125
	Thallium	Sample Amount	<3.38	mg/kg dry wt	
		Matrix Spk Amt Added	28.08	mg/kg dry wt	
		MS Amt Measured	22.42	mg/kg dry wt	
		Matrix Spike % Rec.	79.81	%	75-125
	Vanadium	Sample Amount	36.98	mg/kg dry wt	
		Duplicate Value	32.57	mg/kg dry wt	
		Duplicate RPD	12.66	%	0-35
		Sample Amount	36.98	mg/kg dry wt	
		Matrix Spk Amt Added	28.08	mg/kg dry wt	
		MS Amt Measured	65.39	mg/kg dry wt	
		Matrix Spike % Rec.	101.15	%	75-125
	Zinc	Sample Amount	144.83	mg/kg dry wt	
		Duplicate Value	144.37	mg/kg dry wt	
		Duplicate RPD	0.32	%	0-35
		Sample Amount	144.83	mg/kg dry wt	
		Matrix Spk Amt Added	28.08	mg/kg dry wt	
		MS Amt Measured	268.00	mg/kg dry wt	
		Matrix Spike % Rec.	438.48	%	75-125
BLANK-125886					
	Silver	Blank	<0.50	mg/kg dry wt	
	Arsenic	Blank	<2.50	mg/kg dry wt	

con-test ANALYTICAL LABORATORY

39 Spruce Street ° East Longmeadow, MA 01028 ° FAX 413/525-6405 ° TEL. 413/525-2332

QC SUMMARY REPORT

SAMPLE QC: Sample Results with Duplicates
Sample Matrix Spikes and Matrix Spike Duplicates

BATCH QC: Lab fortified Blanks and Duplicates
Standard Reference Materials and Duplicates
Method Blanks

Report Date: 11/11/2008 Lims Bat # : LIMT-20833

QC Batch Number: ICP-20520

Sample Id	Analysis	QC Analysis	Values	Units	Limits
BLANK-125886					
	Barium	Blank	<5.00	mg/kg dry wt	
	Beryllium	Blank	<0.25	mg/kg dry wt	
	Cadmium	Blank	<0.25	mg/kg dry wt	
	Chromium	Blank	<0.50	mg/kg dry wt	
	Copper	Blank	<0.50	mg/kg dry wt	
	Nickel	Blank	<0.50	mg/kg dry wt	
	Lead	Blank	<0.75	mg/kg dry wt	
	Antimony	Blank	<4.00	mg/kg dry wt	
	Selenium	Blank	<5.00	mg/kg dry wt	
	Thallium	Blank	<3.00	mg/kg dry wt	
	Vanadium	Blank	<5.00	mg/kg dry wt	
	Zinc	Blank	1.47	mg/kg dry wt	
LFBLANK-87752					
	Silver	Lab Fort Blank Amt.	81.20	mg/kg dry wt	
		Lab Fort Blk. Found	77.93	mg/kg dry wt	
		Lab Fort Blk. % Rec.	95.97	%	66-133
	Arsenic	Lab Fort Blank Amt.	133.00	mg/kg dry wt	
		Lab Fort Blk. Found	134.84	mg/kg dry wt	
		Lab Fort Blk. % Rec.	101.38	%	80-120
	Barium	Lab Fort Blank Amt.	226.00	mg/kg dry wt	
		Lab Fort Blk. Found	224.17	mg/kg dry wt	
		Lab Fort Blk. % Rec.	99.19	%	81-119
	Beryllium	Lab Fort Blank Amt.	117.00	mg/kg dry wt	
		Lab Fort Blk. Found	120.55	mg/kg dry wt	
		Lab Fort Blk. % Rec.	103.03	%	84-116
	Cadmium	Lab Fort Blank Amt.	103.00	mg/kg dry wt	
		Lab Fort Blk. Found	99.48	mg/kg dry wt	
		Lab Fort Blk. % Rec.	96.58	%	83-117
	Chromium	Lab Fort Blank Amt.	219.00	mg/kg dry wt	
		Lab Fort Blk. Found	248.39	mg/kg dry wt	
		Lab Fort Blk. % Rec.	113.42	%	82-118
	Copper	Lab Fort Blank Amt.	155.00	mg/kg dry wt	
		Lab Fort Blk. Found	160.37	mg/kg dry wt	
		Lab Fort Blk. % Rec.	103.46	%	83-117
	Nickel	Lab Fort Blank Amt.	119.00	mg/kg dry wt	
		Lab Fort Blk. Found	120.76	mg/kg dry wt	
		Lab Fort Blk. % Rec.	101.48	%	80-120
	Lead	Lab Fort Blank Amt.	168.00	mg/kg dry wt	
		Lab Fort Blk. Found	164.38	mg/kg dry wt	
		Lab Fort Blk. % Rec.	97.84	%	82-118
	Antimony	Lab Fort Blank Amt.	79.20	mg/kg dry wt	
		Lab Fort Blk. Found	93.50	mg/kg dry wt	
		Lab Fort Blk. % Rec.	118.05	%	30-207

con-test® ANALYTICAL LABORATORY

39 Spruce Street ° East Longmeadow, MA 01028 ° FAX 413/525-6405 ° TEL. 413/525-2332

QC SUMMARY REPORT

SAMPLE QC: Sample Results with Duplicates
Sample Matrix Spikes and Matrix Spike Duplicates

BATCH QC: Lab fortified Blanks and Duplicates
Standard Reference Materials and Duplicates
Method Blanks

Report Date: 11/11/2008 Lims Bat # : LIMT-20833

QC Batch Number: ICP-20520

Sample Id	Analysis	QC Analysis	Values	Units	Limits
LFBLANK-87752					
	Selenium	Lab Fort Blank Amt.	94.10	mg/kg dry wt	
		Lab Fort Blk. Found	96.45	mg/kg dry wt	
		Lab Fort Blk. % Rec.	102.49	%	77-123
	Thallium	Lab Fort Blank Amt.	152.00	mg/kg dry wt	
		Lab Fort Blk. Found	145.53	mg/kg dry wt	
		Lab Fort Blk. % Rec.	95.74	%	82-120
	Vanadium	Lab Fort Blank Amt.	123.00	mg/kg dry wt	
		Lab Fort Blk. Found	134.62	mg/kg dry wt	
		Lab Fort Blk. % Rec.	109.44	%	80-120
	Zinc	Lab Fort Blank Amt.	280.00	mg/kg dry wt	
		Lab Fort Blk. Found	279.56	mg/kg dry wt	
		Lab Fort Blk. % Rec.	99.84	%	81-119

con-test ANALYTICAL LABORATORY

39 Spruce Street ° East Longmeadow, MA 01028 ° FAX 413/525-6405 ° TEL. 413/525-2332

QC SUMMARY REPORT

SAMPLE QC: Sample Results with Duplicates
Sample Matrix Spikes and Matrix Spike Duplicates

BATCH QC: Lab fortified Blanks and Duplicates
Standard Reference Materials and Duplicates
Method Blanks

NOTES:

QC Batch No. : GCMS/VOL-20746
Sample ID : 08B43307
Analysis : 1,2,4-Trichlorobenzene

MATRIX SPIKE RECOVERY IS OUTSIDE OF CONTROL LIMITS. ANALYSIS IS IN CONTROL BASED ON LABORATORY FORTIFIED BLANK RECOVERY. POSSIBILITY OF SAMPLE MATRIX EFFECTS THAT LEAD TO LOW BIAS FOR REPORTED RESULT CANNOT BE ELIMINATED.

QC Batch No. : GCMS/VOL-20746
Sample ID : 08B43307
Analysis : 1,2-Dibromo-3-Chloropropane

MATRIX SPIKE RECOVERY IS OUTSIDE OF CONTROL LIMITS. ANALYSIS IS IN CONTROL BASED ON LABORATORY FORTIFIED BLANK RECOVERY. POSSIBILITY OF SAMPLE MATRIX EFFECTS THAT LEAD TO LOW BIAS FOR REPORTED RESULT CANNOT BE ELIMINATED.

QC Batch No. : GCMS/VOL-20746
Sample ID : 08B43307
Analysis : Carbon Tetrachloride

MATRIX SPIKE RECOVERY IS OUTSIDE OF CONTROL LIMITS. DATA VALIDATION IS NOT AFFECTED SINCE SAMPLE RESULT IS "NOT DETECTED" AND RECOVERY BIAS IS ON THE HIGH SIDE FOR THIS COMPOUND.

QC Batch No. : GCMS/VOL-20746
Sample ID : 08B43307
Analysis : Naphthalene

MATRIX SPIKE RECOVERY IS OUTSIDE OF CONTROL LIMITS. ANALYSIS IS IN CONTROL BASED ON LABORATORY FORTIFIED BLANK RECOVERY. POSSIBILITY OF SAMPLE MATRIX EFFECTS THAT LEAD TO LOW BIAS FOR REPORTED RESULT CANNOT BE ELIMINATED.

QC Batch No. : GCMS/VOL-20746
Sample ID : 08B43307
Analysis : Tetrahydrofuran

MATRIX SPIKE RECOVERY OUTSIDE OF CONTROL LIMITS. POSSIBILITY OF SAMPLE MATRIX EFFECTS THAT LEAD TO A LOW BIAS FOR REPORTED RESULT CANNOT BE ELIMINATED.

QC Batch No. : GC/FID-22532
Sample ID : 08B43314
Analysis : Terphenyl

SURROGATE CONCENTRATION BELOW DETECTION LIMIT DUE TO DILUTION REQUIRED FOR SAMPLE ANALYSIS.

QC Batch No. : GC/FID-22532
Sample ID : 08B43315
Analysis : Terphenyl

SURROGATE CONCENTRATION BELOW DETECTION LIMIT DUE TO DILUTION REQUIRED FOR SAMPLE ANALYSIS.

con-test®
ANALYTICAL LABORATORY

39 Spruce Street ° East Longmeadow, MA 01028 ° FAX 413/525-6405 ° TEL. 413/525-2332

QC SUMMARY REPORT

SAMPLE QC: Sample Results with Duplicates
Sample Matrix Spikes and Matrix Spike Duplicates

BATCH QC: Lab fortified Blanks and Duplicates
Standard Reference Materials and Duplicates
Method Blanks

QC Batch No. : GCMS/VOL-20746
Sample ID : LFBLANK-87518
Analysis : 1,1,1,2-Tetrachloroethane

LABORATORY FORTIFIED BLANK RECOVERY OUTSIDE OF CONTROL LIMITS. DATA VALIDATION IS NOT AFFECTED SINCE ALL RESULTS ARE "NOT DETECTED" FOR ALL SAMPLES IN THIS BATCH FOR THIS COMPOUND AND BIAS IS ON THE HIGH SIDE.

QC Batch No. : GCMS/VOL-20746
Sample ID : LFBLANK-87518
Analysis : Carbon Tetrachloride

LABORATORY FORTIFIED BLANK RECOVERY OUTSIDE OF CONTROL LIMITS. DATA VALIDATION IS NOT AFFECTED SINCE ALL RESULTS ARE "NOT DETECTED" FOR ALL SAMPLES IN THIS BATCH FOR THIS COMPOUND AND BIAS IS ON THE HIGH SIDE.

QC Batch No. : GCMS/VOL-20746
Sample ID : LFBLANK-87518
Analysis : Tetrahydrofuran

LABORATORY FORTIFIED BLANK RECOVERY OUTSIDE OF CONTROL LIMITS. ANY REPORTED RESULT FOR THIS COMPOUND IN THIS BATCH IS LIKELY TO BE BIASED ON THE LOW SIDE.

con-test ANALYTICAL LABORATORY

39 Spruce Street ° East Longmeadow, MA 01028 ° FAX 413/525-6405 ° TEL. 413/525-2332

QC SUMMARY REPORT

SAMPLE QC: Sample Results with Duplicates
Sample Matrix Spikes and Matrix Spike Duplicates

BATCH QC: Lab fortified Blanks and Duplicates
Standard Reference Materials and Duplicates
Method Blanks

QUALITY CONTROL DEFINITIONS AND ABBREVIATIONS

QC BATCH NUMBER	This is the number assigned to all samples analyzed together that would be subject to comparison with a particular set of Quality Control Data.
LIMITS	Upper and Lower Control Limits for the QC ANALYSIS Reported. All values normally would fall within these statistically determined limits, unless there is an unusual circumstance that would be documented in a NOTE appearing on the last page of the QC SUMMARY REPORT. Not all QC results will have Limits defined.
Sample Amount	Amount of analyte found in a sample.
Blank	Method Blank that has been taken though all the steps of the analysis.
LFBLANK	Laboratory Fortified Blank (a control sample)
STDADD	Standard Added (a laboratory control sample)
Matrix Spk Amt Added	Amount of analyte spiked into a sample
MS Amt Measured	Amount of analyte found including amount that was spiked
Matrix Spike % Rec.	% Recovery of spiked amount in sample.
Duplicate Value	The result from the Duplicate analysis of the sample.
Duplicate RPD	The Relative Percent Difference between two Duplicate Analyses.
Surrogate Recovery	The % Recovery for non-environmental compounds (surrogates) spiked into samples to determine the performance of the analytical methods.
Sur. Recovery (ELCD)	Surrogate Recovery on the Electrolytic Conductivity Detector.
Sur. Recovery (PID)	Surrogate Recovery on the Photoionization Detector.
Standard Measured	Amount measured for a laboratory control sample
Standard Amt Added	Known value for a laboratory control sample
Standard % Recovery	% recovered for a laboratory control sample with a known value.
Lab Fort Blank Amt	Laboratory Fortified Blank Amount Added
Lab Fort Blk. Found	Laboratory Fortified Blank Amount Found
Lab Fort Blk % Rec	Laboratory Fortified Blank % Recovered
Dup Lab Fort Bl Amt	Duplicate Laboratory Fortified Blank Amount Added
Dup Lab Fort Bl Fnd	Duplicate Laboratory Fortified Blank Amount Found
Dup Lab Fort Bl % Rec	Duplicate Laboratory Fortified Blank % Recovery
Lab Fort Blank Range	Laboratory Fortified Blank Range (Absolute value of difference between recoveries for Lab Fortified Blank and Lab Fortified Blank Duplicate).
Lab Fort Bl. Av. Rec.	Laboratory Fortified Blank Average Recovery
Duplicate Sample Amt	Sample Value for Duplicate used with Matrix Spike Duplicate
MSD Amount Added	Matrix Spike Duplicate Amount Added (Spiked)
MSD Amt Measured	Matrix Spike Duplicate Amount Measured
MSD % Recovery	Matrix Spike Duplicate % Recovery
MSD Range	Absolute difference between Matrix Spike and Matrix Spike Duplicate Recoveries

REASONABLE CONFIDENCE PROTOCOL

LABORATORY ANALYSIS QA/QC CERTIFICATION FORM

Laboratory Name: Con-Test Analytical Laboratory *Client:* Metcalf & Eddy

Project Location: SKINNER ST., EAST HAMPTON, CT *Project Number:* LIMT-20833

Laboratory Sample ID(s): 08B43306–08B43317 *Sampling Date(s):* 10/24/08

List RCP Methods Used (e.g., 8260, 8270, et cetera)

1	For each analytical method referenced in this laboratory report package, were all specified QA/QC performance criteria followed, including the requirement to explain any criteria falling outside of acceptable guidelines, as specified in the CTDEP method-specific Reasonable Confidence Protocol documents?	☒Yes ☐ No
1A	Were the method specified preservation and holding time requirements met?	☒Yes ☐ No
1B	*VPH and EPH Methods only*: Was the VPH or EPH method conducted without significant modifications (see Section 11.3 of respective RCP methods)	☐Yes ☐ No ☒N/A
2	Were all samples received by the laboratory in a condition consistent with that described on the associated chain-of-custody document(s)?	☐Yes ☐ No
3	Were samples received at an appropriate temperature (<6° C°)?	☒Yes ☐ No ☐N/A
4	Were all QA/QC performance criteria specified in the CTDEP Reasonable Confidence Protocol documents achieved?	☐Yes ☒No
5	a) Were reporting limits specified or referenced on the chain-of-custody? b) Were these reporting limits met?	☒Yes ☐ No ☐Yes ☒No
6	For each analytical method referenced in this laboratory report package, were results reported for all constituents identified in the method-specific analyte lists presented in the Reasonable Confidence Protocol documents?	☐Yes ☒No
7	Are project-specific matrix spikes and laboratory duplicates included in this data set?	☒Yes ☐ No

Notes: For all questions to which the response was "No" (with the exception of question #7), additional information must be provided in an attached narrative. If the answer to question #1, #1A, or #1B is "No", the data package does not meet the requirements for "Reasonable Confidence." This form may not be altered and all questions must be answered.

I, the undersigned, attest under the pains and penalties of perjury that, to the best of my knowledge and belief and based upon my personal inquiry of those responsible for providing the information contained in this analytical report, such information is accurate and complete.

Authorized Signature: Edward Denson **Position:** Technical Director

Printed Name: Edward Denson **Date:** 11/3/08

Name of Laboratory: CON-TEST ANALYTICAL LABORATORY

This certification form is to be used for RCP methods only.

con-test® ANALYTICAL LABORATORY
Phone: 413-525-2332
Fax: 413-525-6405
Email: info@contestlabs.com
www.contestlabs.com

CHAIN OF CUSTODY RECORD

LIMY-20833

39 SPRUCE ST, 2ND FLOOR
EAST LONGMEADOW, MA 01028

Company Name: METCALF + EDDY
Address: 860 N. MAIN ST EXT
WALLINGFORD CT
Attention: S. PERHALA
Project Location: EAST HAMPTON - SKINNER ST
Sampled By: S. PERHALA

Telephone: 203 269 7310
Project # 60049287.02
Client PO #

DATA DELIVERY (check one):
☐ FAX ☐ EMAIL ☒ WEBSITE CLIENT
Fax # :
Email:
Format: ☒ EXCEL ☒ PDF ☐ GIS KEY
☐ OTHER

Proposal Provided? (For Billing purposes) ☒ yes 10/08 proposal date
State Form Required? ☐ yes ☒ no

Field ID	Sample Description	Lab # 08B	Date Sampled: Start Date/Time	Stop Date/Time	Composite	Grab	*Matrix Code	Conc. Code	VOCs 8260	SVOCs	PAHs	15 RCP METALS	ETPH	# JARS
0	SB1 1-2'	43306	10-24-08	9:00					X	X		X	X	5
0	SB1 6-7'	43307	↓	9:15					X	X		X	X	5
0	SB2 3-4'	43308		9:45					X		X	X	X	5
0	SB2 5-6'	43309		10:05					X		X	X	X	5
25-30 ppm	SB3 0.5-1.5'	43310		10:55					X		X	X	X	5
34 ppm	SB3 4-4.5'	43311		11:05					X		X	X	X	4
24 ppm	SB5 4-5'	43312		1:45					X		X	X	X	4
0	SB5 6.5-7.5	43313	↓	1:50					X		X	X	X	4

ANALYSIS REQUESTED

# of containers
**Preservation
~Cont.Code

~Cont. Code:
A=amber glass
G=glass
P=plastic
ST=sterile
V= vial
S=summa can
T=tedlar bag
O=Other

Client Comments:
PID READINGS IN FAR LEFT COLUMN

Laboratory Comments:

Please use the following codes to let Con-Test know if a specific sample may be high in concentration in **Matrix/Conc.** Code Box:
H - High; **M** - Medium; **L** - Low; **C** - Clean; **U** - Unknown

Relinquished by: (signature)	Date/Time: 10-24-08 5:15
Received by: (signature)	Date/Time: 10-24-8 1537
Relinquished by: (signature)	Date/Time: 10-24-8 1700
Received by: (signature)	Date/Time: 10/24/08 1700

Turnaround **
☒ (5) 5-Day
☐ 10-Day
☐ Other
RUSH *
☐ *24-Hr ☐ *48-Hr
☐ *72-Hr ☐ *4-Day
* Require lab approval

Detection Limit Requirements
Regulations? RES / GA PMC
Data Enhancement Project/RCP? ☒ Y ☐ N
Special Requirements or DL's:

***Matrix Code:**
GW= groundwater
WW= wastewater
DW= drinking water
A = air
S = soil/solid
SL = sludge
O = other

****Preservation Codes:**
I = Iced
H = HCL
M = Methanol
N = Nitric Acid
S = Sulfuric Acid
B = Sodium bisulfate
O = Other
X = Na hydroxide
T = Na thiosulfate

** TURNAROUND TIME STARTS AT 9:00 A.M. THE DAY AFTER SAMPLE RECEIPT UNLESS THERE ARE QUESTIONS ON YOUR CHAIN. IF THIS FORM IS NOT FILLED OUT COMPLETELY OR IS INCORRECT, TURNAROUND TIME WILL NOT START UNTIL ALL QUESTIONS ARE ANSWERED BY OUR CLIENT.

AIHA, NELAC & WBE/DBE Certified

con-test® ANALYTICAL LABORATORY
Phone: 413-525-2332
Fax: 413-525-6405
Email: info@contestlabs.com
www.contestlabs.com

CHAIN OF CUSTODY RECORD

LIMI-20833

39 SPRUCE ST, 2ND FLOOR
EAST LONGMEADOW, MA 01028

Company Name: MAE
Address: WALLINGFORD
Attention:
Project Location: 258 Spring - E Hampton
Sampled By: SPLH

Telephone: (508) 697-7310
Project # 60049287.02
Client PO #

DATA DELIVERY (check one):
☐ FAX ☐ EMAIL ☒ WEBSITE CLIENT
Fax # :
Email:
Format: ☒ EXCEL ☒ PDF ☐ GIS KEY
☐ OTHER

Proposal Provided? (For Billing purposes) ☐ yes proposal date
State Form Required? ☐ yes ☑ no

ANALYSIS REQUESTED

~~PID Field ID~~	Sample Description	Lab # 08B	Date Sampled Start Date/Time	Stop Date/Time	Composite	Grab	*Matrix Code	Conc. Code	VOCs 8260	SVOCs 8270	PAHs	15 RCRA Metals	EPH	# of containers	**Preservation	~Cont. Code
									M/G V/G							
28ppm	SB6 1-2'	43314	102408	1200		X	S	U-M-H	X	X	X	X	X	4		
28ppm	SB6 1-2' DUP	43315		1205		X	S	U-M-H	X	X		X	X	4		
38ppm	SB6 6-7'	43316		1225		X	S	U-M-H	X	X		X	X	4		
	TRIP BLANK	43317					WAS	C	X					3		

~Cont. Code: A=amber glass, G=glass, P=plastic, ST=sterile, V=vial, S=summa can, T=tedlar bag, O=Other

Client Comments: PID READ. FAR LEFT COLUMN

Laboratory Comments:

Please use the following codes to let Con-Test know if a specific sample may be high in concentration in **Matrix/Conc.** Code Box:
H - High; **M** - Medium; **L** - Low; **C** - Clean; **U** - Unknown

	Date/Time
Relinquished by: (signature)	10-24-08 3:15
Received by: (signature)	10-24-8 1535
Relinquished by: (signature)	10-24-8 1700
Received by: (signature)	10/24/08 1700

Turnaround **
☒ 5-Day
☐ 10-Day
☐ Other
RUSH *
☐ *24-Hr ☐ *48-Hr
☐ *72-Hr ☐ *4-Day
* Require lab approval

Detection Limit Requirements
Regulations? GAMC/RBC/RDC
Data Enhancement Project/RCP? ☐ Y ☒ N
Special Requirements or DL's:

***Matrix Code:**
GW = groundwater
WW = wastewater
DW = drinking water
A = air
S = soil/solid
SL = sludge
O = other

****Preservation Codes:**
I = Iced, X = Na hydroxide
H = HCL, T = Na thiosulfate
M = Methanol
N = Nitric Acid
S = Sulfuric Acid
B = Sodium bisulfate
O = Other

** TURNAROUND TIME STARTS AT 9:00 A.M. THE DAY AFTER SAMPLE RECEIPT UNLESS THERE ARE QUESTIONS ON YOUR CHAIN. IF THIS FORM IS NOT FILLED OUT COMPLETELY OR IS INCORRECT, TURNAROUND TIME WILL NOT START UNTIL ALL QUESTIONS ARE ANSWERED BY OUR CLIENT.

AIHA, NELAC & WBE/DBE Certified

www.contestlabs.com

con-test® ANALYTICAL LABORATORY

39 Spruce St.
East Longmeadow, MA.
01028
P: 413-525-2332
F: 413-525-6405

Sample Receipt Checklist

CLIENT NAME: Metcalf Eddy RECEIVED BY: CEC DATE: 10/14/09

1) Was the chain(s) of custody relinquished and signed? Yes No

2) Does the chain agree with the samples? Yes No

If not, explain:

3) Are all the samples in good condition? Yes No

If not, explain:

4) How were the samples received:

On Ice ☑ Direct from Sampling ☐ Ambient ☐ In Cooler(s) ☑

Were the samples received in Temperature Compliance of (2-6°C)? Yes No

Temperature °C by Temp blank 3.0° Temperature °C by Temp gun _____

5) Are there Dissolved samples for the lab to filter? Yes No

Who was notified _____ Date _____ Time _____

6) Are there any samples "On Hold"? Yes No Stored where: _____

7) Are there any RUSH or SHORT HOLDING TIME samples? Yes No

Who was notified _____ Date _____ Time _____

8) Location where samples are stored: 18

Permission to subcontract samples? Yes No
(Walk-in clients only) if not already approved

Client Signature: _____

Containers sent in to Con-Test

	# of containers		# of containers
1 Liter Amber		8 oz clear jar	
500 mL Amber		4 oz clear jar	6
250 mL Amber (8oz amber)	11	2 oz clear jar	
1 Liter Plastic		Other glass jar	
500 mL Plastic		Plastic Bag / Ziploc	
250 mL plastic		Air Cassette	
40 mL Vial - type listed below	36	Brass Sleeves	
Colisure / bacteria bottle		Tubes	
Dissolved Oxygen bottle		Summa Cans	
Flashpoint bottle		Regulators	
Encore		Other	

Laboratory Comments:

40 mL vials: # HCl _____ # Methanol 12

Bisulfate 24 # DI Water _____ Time and Date Frozen: _____

Thiosulfate _____ Unpreserved _____

Do all samples have the proper pH: Yes No N/A

con-test®
ANALYTICAL LABORATORY

39 Spruce Street ° East Longmeadow, MA 01028 ° FAX 413/525-6405 ° TEL. 413/525-2332

REPORT DATE 11/12/2008

METCALF & EDDY - WALLINGFORD
860 N. MAIN STREET EXTENSION
WALLINGFORD, CT 06492
ATTN: SARAH PERHALA

CONTRACT NUMBER:
PURCHASE ORDER NUMBER:

PROJECT NUMBER:

ANALYTICAL SUMMARY

LIMS BAT #: LIMT-21154
JOB NUMBER: 60049287.02

The results of analyses performed on the following samples submitted to the CON-TEST Analytical Laboratory are found in this report.
Results are based on samples as submitted to the laboratory and relate only to the items collected and tested.

PROJECT LOCATION: E. HAMPTON, CT-SKINNER ST

FIELD SAMPLE #	LAB ID	MATRIX	SAMPLE DESCRIPTION	TEST	Subcontract Lab (if any) Cert. Nos.
EQUIPMENT BLAN	08B45003	WATER OTHE	Not Specified	8270 h2o low	
HA3 3-4FT	08B45001	SOIL	Not Specified	chromium 6 drywt	
HA3 3-4FT	08B45001	SOIL	Not Specified	splp 8270	
HA4 1-2FT	08B45002	SOIL	Not Specified	chromium 6 drywt	
HA4 1-2FT	08B45002	SOIL	Not Specified	splp - rcp 6020	
HA4 1-2FT	08B45002	SOIL	Not Specified	splp mercury	
SB2 3-4FT	08B45004	SOIL	Not Specified	splp - ag 6020	
SB2 3-4FT	08B45004	SOIL	Not Specified	splp - as 6020	
SB2 3-4FT	08B45004	SOIL	Not Specified	splp - ba 6020	
SB2 3-4FT	08B45004	SOIL	Not Specified	splp - be 6020	
SB2 3-4FT	08B45004	SOIL	Not Specified	splp - cd 6020	
SB2 3-4FT	08B45004	SOIL	Not Specified	splp - cr 6020	
SB2 3-4FT	08B45004	SOIL	Not Specified	splp - ni 6020	
SB2 3-4FT	08B45004	SOIL	Not Specified	splp - pb 6020	
SB2 3-4FT	08B45004	SOIL	Not Specified	splp - sb 6020	
SB2 3-4FT	08B45004	SOIL	Not Specified	splp - se 6020	
SB2 3-4FT	08B45004	SOIL	Not Specified	splp - tl 6020	
SB2 3-4FT	08B45004	SOIL	Not Specified	splp - v 6020	
SB3 4-4.5FT	08B45005	SOIL	Not Specified	splp - as 6020	
SB3 4-4.5FT	08B45005	SOIL	Not Specified	splp - ba 6020	
SB3 4-4.5FT	08B45005	SOIL	Not Specified	splp - be 6020	
SB3 4-4.5FT	08B45005	SOIL	Not Specified	splp - cd 6020	
SB3 4-4.5FT	08B45005	SOIL	Not Specified	splp - cr 6020	
SB3 4-4.5FT	08B45005	SOIL	Not Specified	splp - cu 6020	
SB3 4-4.5FT	08B45005	SOIL	Not Specified	splp - ni 6020	
SB3 4-4.5FT	08B45005	SOIL	Not Specified	splp - pb 6020	
SB3 4-4.5FT	08B45005	SOIL	Not Specified	splp - sb 6020	
SB3 4-4.5FT	08B45005	SOIL	Not Specified	splp - se 6020	
SB3 4-4.5FT	08B45005	SOIL	Not Specified	splp - tl 6020	
SB3 4-4.5FT	08B45005	SOIL	Not Specified	splp - v 6020	
SB5 6.5-7.5FT	08B45006	SOIL	Not Specified	splp - as 6020	
SB5 6.5-7.5FT	08B45006	SOIL	Not Specified	splp - ba 6020	
SB5 6.5-7.5FT	08B45006	SOIL	Not Specified	splp - be 6020	
SB5 6.5-7.5FT	08B45006	SOIL	Not Specified	splp - cd 6020	
SB5 6.5-7.5FT	08B45006	SOIL	Not Specified	splp - cr 6020	
SB5 6.5-7.5FT	08B45006	SOIL	Not Specified	splp - cu 6020	
SB5 6.5-7.5FT	08B45006	SOIL	Not Specified	splp - ni 6020	

39 Spruce Street ° East Longmeadow, MA 01028 ° FAX 413/525-6405 ° TEL. 413/525-2332

REPORT DATE 11/12/2008

METCALF & EDDY - WALLINGFORD
860 N. MAIN STREET EXTENSION
WALLINGFORD, CT 06492
ATTN: SARAH PERHALA

CONTRACT NUMBER:
PURCHASE ORDER NUMBER:

PROJECT NUMBER:

ANALYTICAL SUMMARY

LIMS BAT #: LIMT-21154
JOB NUMBER: 60049287.02

The results of analyses performed on the following samples submitted to the CON-TEST Analytical Laboratory are found in this report.
Results are based on samples as submitted to the laboratory and relate only to the items collected and tested.

SB5 6.5-7.5FT	08B45006	SOIL	Not Specified	splp - pb 6020
SB5 6.5-7.5FT	08B45006	SOIL	Not Specified	splp - sb 6020
SB5 6.5-7.5FT	08B45006	SOIL	Not Specified	splp - se 6020
SB5 6.5-7.5FT	08B45006	SOIL	Not Specified	splp - tl 6020
SB5 6.5-7.5FT	08B45006	SOIL	Not Specified	splp - v 6020
SS3 0-6IN DUP	08B45000	SOIL	Not Specified	8082 drywt
SS3 0-6IN DUP	08B45000	SOIL	Not Specified	chromium 6 drywt
SS3 0-6IN DUP	08B45000	SOIL	Not Specified	splp - rcp 6020
SS3 0-6IN DUP	08B45000	SOIL	Not Specified	splp mercury

con-test®
ANALYTICAL LABORATORY

39 Spruce Street ° East Longmeadow, MA 01028 ° FAX 413/525-6405 ° TEL. 413/525-2332

REPORT DATE 11/12/2008

METCALF & EDDY - WALLINGFORD
860 N. MAIN STREET EXTENSION
WALLINGFORD, CT 06492
ATTN: SARAH PERHALA

CONTRACT NUMBER:
PURCHASE ORDER NUMBER:

PROJECT NUMBER:

ANALYTICAL SUMMARY

LIMS BAT #: LIMT-21154
JOB NUMBER: 60049287.02

The results of analyses performed on the following samples submitted to the CON-TEST Analytical Laboratory are found in this report.
Results are based on samples as submitted to the laboratory and relate only to the items collected and tested.

Comments :

LIMS BATCH NO. : LIMT-21154

CASE NARRATIVE SUMMARY

Recommended sample holding times were not exceeded for all samples unless listed below:
None Exceeded

All samples for the method(s) listed were received preserved properly in the proper containers at
4°C +/- 2 degrees as specified on the chain-of-custody form unless listed below:
All properly preserved

In method 8270 low water, for sample 08B45003, method blank was contaminated with target analyte
Bis(2-ethylhexyl)phthalate at 3.55ug/L.

In method 8270 low water, for sample 08B45003, laboratory fortified blank (LCS) did not contain target analytes
Acetophenone, Pentachloronitrobenzene, or 1,2,4,5-Tetrachlorobenzidene.

In method 8270 low water, for sample 08B45003, Benzidine peak tailing factor was outside of method
specifications. Reduced sensitivity and resolution are anticipated for some compounds.

In method 8270 low water, any reported result for 1,4-Dichlorobenzene, 1,3-Dichlorobenzene, 1,2-Dichlorobenzene,
Benzoic acid, Hexachlorobutadiene, and Hexachloroethane in sample(s) 08B45003 is likely to be
biased on the low side based on laboratory fortified blank (laboratory control sample) recovery bias.

In method 8270 low water, initial calibration did not meet method specifications. For sample(s) 08B45003
Pyridine, Hexachlorocyclopentadiene, 2,4-Dinitrophenol, Hexachlorobenzene, Pentachlorophenol,
Benzo(a)anthracene, Chrysene, Benzo(b)fluoranthene, and Benzo(k)fluoranthene were calibrated by linear regression
with a correlation coefficient < 0.99. Reduced accuracy and precision are anticipated for any reported result for these
compound(s).

In method 8270 low water, initial and/or continuing calibration did not meet method specifications. For sample(s)
08B45003, Pentachloronitrobenzene was calibrated with a relative response factor < 0.05.

In method 8270 low water, any reported result for 4-Nitrophenol,and Benzidine in sample(s) 08B45003 is estimated and
likely to be biased on the low side based on continuing calibration bias.

In method 8270 SPLP, initial calibration did not meet method specifications. For sample(s) 08B45001
Pyridine, Hexachlorocyclopentadiene, 2,4-Dinitrophenol, Hexachlorobenzene, Pentachlorophenol,
Benzo(a)anthracene, Chrysene, Benzo(b)fluoranthene, and Benzo(k)fluoranthene were calibrated by linear regression
with a correlation coefficient < 0.99. Reduced accuracy and precision are anticipated for any reported result for these
compound(s).

In method 8270 SPLP, initial and/or continuing calibration did not meet method specifications. For sample(s)
08B45001, Pentachloronitrobenzene was calibrated with a relative response factor < 0.05.

In method 8270 SPLP, for sample 08B45001, Benzidine peak tailing factor was outside of method
specifications. Reduced sensitivity and resolution are anticipated for some compounds.

In method 8270 SPLP, any reported result for Bis(2-Chloroisopropyl)ether in sample(s) 08B45001 is estimated and
likely to be biased on the low side based on continuing calibration bias.

In method 8270 SPLP, any reported result for Benzoic acid, and Hexachlorobenzene in sample(s) 08B45001 is likely

39 Spruce Street ° East Longmeadow, MA 01028 ° FAX 413/525-6405 ° TEL. 413/525-2332

REPORT DATE 11/12/2008

METCALF & EDDY - WALLINGFORD
860 N. MAIN STREET EXTENSION
WALLINGFORD, CT 06492
ATTN: SARAH PERHALA

CONTRACT NUMBER:
PURCHASE ORDER NUMBER:

PROJECT NUMBER:

ANALYTICAL SUMMARY

LIMS BAT #: LIMT-21154
JOB NUMBER: 60049287.02

The results of analyses performed on the following samples submitted to the CON-TEST Analytical Laboratory are found in this report.
Results are based on samples as submitted to the laboratory and relate only to the items collected and tested.

to be biased on the low side based on laboratory fortified blank (laboratory control sample) recovery bias.

In method 8270 SPLP, for sample 08B45001, matrix spike and matrix spike duplicate recovery for Benzoic acid, 4-Nitrophenol, and Phenol is biased on the low side. Possibility of sample matrix effects that lead to low bias for reported results cannot be eliminated.

In method 8270 SPLP, for sample 08B4501, matrix spike duplicate RPD for Pyridine, and Aniline is outside of control limits. Reduced precision is anticipated for any reported results for these compounds in this sample

There are no (other) analytical issues which affect the usability of the data.

DETAILED CASE NARRATIVE

METHOD SW846 7470A - ADDITIONAL COMMENTS

A matrix spike was performed on SPLP sample 08B45002.

METHOD SW846-7196A SOLID MATRIX - ADDITIONAL DETAILS

· Initial and continuing calibrations met all required performance standards for method 7196A except as listed below: All standards met

· Laboratory control sample recovery, duplicate laboratory control sample recovery, and LCSRPD for method 7196A were within required control limits unless listed below:
None outside control limits

· The 7196A method blank was not contaminated with analyte at levels above the reporting limit except where listed below: No contamination noted

All 7196A SOLUBLE matrix spike and matrix spike duplicate recoveries, sample duplicate RPDs and MSDRPDs, if requested in this batch were within control limits specified by the method and are reported in the QC summary section of this report unless listed below and/or otherwise listed in this narrative.

All 7196A INSOLUBLE matrix spike recoveries are listed below and are within control limits specified by the method unless otherwise specified in this narrative.

SAMPLE NUMBER	INSOLUBLE MATRIX SPIKE RECOVERY
08B45000	xxx.x %

All post digestion matrix spikes were within control limits specified by the method unless otherwise listed in this narrative.

SAMPLE NUMBER	POST DIGESTION MATRIX SPIKE RECOVERY
08B45000	xxx.x %

Results for required pH and ORP (oxidation reduction potential) measurements for a sample representative of the matrix in this batch are listed below:

Sample number tested that is representative of matrix type	pH	ORP

con-test®
ANALYTICAL LABORATORY

39 Spruce Street ° East Longmeadow, MA 01028 ° FAX 413/525-6405 ° TEL. 413/525-2332

REPORT DATE 11/12/2008

METCALF & EDDY - WALLINGFORD
860 N. MAIN STREET EXTENSION
WALLINGFORD, CT 06492
ATTN: SARAH PERHALA

CONTRACT NUMBER:
PURCHASE ORDER NUMBER:

PROJECT NUMBER:

ANALYTICAL SUMMARY

LIMS BAT #: LIMT-21154
JOB NUMBER: 60049287.02

The results of analyses performed on the following samples submitted to the CON-TEST Analytical Laboratory are found in this report.
Results are based on samples as submitted to the laboratory and relate only to the items collected and tested.

08B45000	5.88	230 MV

pH and ORP measurements (are/ARE NOT) indicative of reducing conditions in the sample matrix type.

Failing matrix spike recovery data do not warrant reanalysis since reducing conditions are present in the sample matrix.

Dilutions performed due to colorimetric matrix interferences.
08B45000 10X
08B45001 10X
08B45002 10X

METHOD SW846-6020 - ADDITIONAL COMMENTS

A matrix spike was performed on sample 08B45006.

Sample 08B45000 was diluted 20X to obtain readings for Cu and Zn within their linear detection ranges. Sample 08B45002 was diluted 20X to obtain a Ni reading within the linear detection range.

For sample 08B45004, only Ag, As, Ba, Be, Cd, Cr, Ni, Pb, Sb, Se, Tl, and V were requested and reported.

For sample 08B45005 and 08B45006, only As, Ba, Be, Cd, Cr, Cu, Ni, Pb, Sb, Se, Tl, and V were requested and reported.

METHOD SW846 8082 - ADDITIONAL COMMENTS

If dilutions were performed, only one dilution within the linear calibrated region of the curve is reported.
All 8082 samples were analyzed undiluted unless specified below: No dilutions were performed

METHOD SW846 8270 - LOW - WATER - ADDITIONAL COMMENTS

The LCS sample recoveries for required RCP 8270 compounds were all within control limits specified by the method, 40-140% for base/neutrals and 30-130% for acids except for "difficult analytes" listed below and/or otherwise listed in this narrative:
Difficult analytes for water - limits between 10 and 150% depending on the compound (see qc summary for limits): Benzoic Acid, Dimethylphthalate, Bis(2-chloroisopropyl)ether, Hexachlorocyclopentadiene, Pyridine, 4-Nitrophenol, and Phenol
Compounds outside of control limits:

All reporting limits specified on the chain-of-custody were met, except for Pyridine for the most protective criteria since the laboratory cannot achieve the required RCP calibration criteria at these levels, unless specified below:
All other requested reporting limits are met.

METHOD SW846 8270 - SPLP - WATER - ADDITIONAL COMMENTS

The LCS sample recoveries for required RCP 8270 compounds were all within control limits specified by the method, 40-140% for base/neutrals and 30-130% for acids except for "difficult analytes" listed below

con-test®
ANALYTICAL LABORATORY

39 Spruce Street ° East Longmeadow, MA 01028 ° FAX 413/525-6405 ° TEL. 413/525-2332

REPORT DATE 11/12/2008

METCALF & EDDY - WALLINGFORD
860 N. MAIN STREET EXTENSION
WALLINGFORD, CT 06492
ATTN: SARAH PERHALA

CONTRACT NUMBER:
PURCHASE ORDER NUMBER:

PROJECT NUMBER:

ANALYTICAL SUMMARY

LIMS BAT #: LIMT-21154
JOB NUMBER: 60049287.02

The results of analyses performed on the following samples submitted to the CON-TEST Analytical Laboratory are found in this report. Results are based on samples as submitted to the laboratory and relate only to the items collected and tested.
and/or otherwise listed in this narrative:
Difficult analytes for water - limits between 10 and 150% depending on the compound (see qc summary for limits): Benzoic Acid, Dimethylphthalate, Bis(2-chloroisopropyl)ether, Hexachlorocyclopentadiene, Pyridine, 4-Nitrophenol, and Phenol
Compounds outside of control limits:

All 8270 MS and MSD recoveries, sample duplicate RPD's, and MSD RPD's, if requested in this batch, were within control limits specified by the method unless listed below:

Matrix spike and matrix spike duplicate was performed and reported on sample 08B4501.

In method 8270 SPLP, for sample 08B45001, matrix spike recovery for Pyridine is biased on the low side. Analysis is in control based on laboratory control sample. Possibility of sample matrix effects that lead to low bias for reported results cannot be eliminated.

All reporting limits specified on the chain-of-custody were met, except for Pyridine for the most protective criteria since the laboratory cannot achieve the required RCP calibration criteria at these levels, unless specified below:
All other requested reporting limits are met.

The CON-TEST Environmental Laboratory operates under the following certifications and accreditations. AIHA accreditations only apply to NIOSH methods and Environmental Lead Analyses.

AIHA 100033	AIHA ELLAP (LEAD) 100033	NORTH CAROLINA CERT. # 652
MASSACHUSETTS MA0100	NEW HAMPSHIRE NELAP 2516	NEW JERSEY NELAP NJ MA007 (AIR)
CONNECTICUT PH-0567	VERMONT DOH (LEAD) No. LL015036	FLORIDA DOH E871027 (AIR)
NEW YORK ELAP/NELAP 10899	RHODE ISLAND (LIC. No. 112)	

I certify that the analyses listed above, unless specifically listed as subcontracted, if any, were performed under my direction according to the approved methodologies listed in this document, and that based upon my inquiry of those individuals immediately responsible for obtaining the information, the material contained in this report is, to the best of my knowledge and belief, accurate and complete.

Tod Kopyscinski 11/12/08
SIGNATURE DATE

Tod Kopyscinski
Air Laboratory Manager

Lisa Dagnoli
General Manager

Edward Denson
Technical Director

Daren Damboragian
Organics Department Supervisor

* See end of data tabulation for notes and comments pertaining to this sample

con-test ANALYTICAL LABORATORY

39 Spruce Street ° East Longmeadow, MA 01028 ° FAX 413/525-6405 ° TEL. 413/525-2332

SARAH PERHALA
METCALF & EDDY - WALLINGFORD
860 N. MAIN STREET EXTENSION
WALLINGFORD, CT 06492

11/12/2008

Purchase Order No.:

Project Location: E. HAMPTON, CT-SKINNER ST
Date Received: 11/5/2008
Field Sample # : SS3 0-6IN DUP

LIMS-BAT #: LIMT-21154
Job Number: 60049287.02

Sample ID : 08B45000

‡Sampled : 10/27/2008
Not Specified

Sample Matrix: SOIL

	Units	Results	Date Analyzed	Analyst	RL	SPEC Limit Lo	SPEC Limit Hi	P/ F
PCB 1016	mg/kg dry wt	ND	11/10/08	JAM	0.117			
PCB-1221	mg/kg dry wt	ND	11/10/08	JAM	0.117			
PCB-1232	mg/kg dry wt	ND	11/10/08	JAM	0.117			
PCB-1242	mg/kg dry wt	ND	11/10/08	JAM	0.117			
PCB-1248	mg/kg dry wt	ND	11/10/08	JAM	0.117			
PCB-1254	mg/kg dry wt	ND	11/10/08	JAM	0.117			
PCB-1260	mg/kg dry wt	ND	11/10/08	JAM	0.117			
PCB 1262	mg/kg dry wt	ND	11/10/08	JAM	0.117			
PCB 1268	mg/kg dry wt	ND	11/10/08	JAM	0.117			
Extraction Date PCBs		11/6/2008	11/10/08	JAM				

Analytical Method:
SW846 8081/8082
SAMPLES ARE EXTRACTED BY PRESSURIZED FLUID EXTRACTION (SW846 3545) OR MICROWAVE (SW846 3546), CONCENTRATED, AND ANALYZED BY GAS CHROMATOGRAPHY WITH ELECTRON CAPTURE DETECTION.

RL = Reporting Limit

ND = Not Detected at or above the Reporting Limit

NM = Not Measured

SPEC LIMIT = a client specified recommended or regulatory level for comparison with data to determine PASS (P) or FAIL (F) condition of results.

* = See end of report for comments and notes applying to this sample

‡ = See attached chain-of-custody record for time sampled

con-test ANALYTICAL LABORATORY

39 Spruce Street ° East Longmeadow, MA 01028 ° FAX 413/525-6405 ° TEL. 413/525-2332

SARAH PERHALA
METCALF & EDDY - WALLINGFORD
860 N. MAIN STREET EXTENSION
WALLINGFORD, CT 06492

11/12/2008

Purchase Order No.:

Project Location: E. HAMPTON, CT-SKINNER ST
Date Received: 11/5/2008
Field Sample # : EQUIPMENT BLANK

LIMS-BAT #: LIMT-21154
Job Number: 60049287.02

Sample ID : 08B45003

‡Sampled : 10/28/2008
Not Specified

Sample Matrix: WATER OTHER

	Units	Results	Date Analyzed	Analyst	RL	SPEC Limit Lo	SPEC Limit Hi	P/ F
Acenaphthene	ug/l	ND	11/10/08	BGL	0.30			
Acenaphthylene	ug/l	ND	11/10/08	BGL	0.30			
Acetophenone	ug/l	ND	11/10/08	BGL	10.0			
Aniline	ug/l	ND	11/10/08	BGL	5.00			
Anthracene	ug/l	ND	11/10/08	BGL	0.20			
Benzoic Acid	ug/l	ND	11/10/08	BGL	30.0			
Benzo(a)anthracene	ug/l	ND	11/10/08	BGL	0.050			
Benzo(a)pyrene	ug/l	ND	11/10/08	BGL	0.100			
Benzo(b)fluoranthene	ug/l	ND	11/10/08	BGL	0.050			
Benzo(g,h,i)perylene	ug/l	ND	11/10/08	BGL	0.500			
Benzo(k)fluoranthene	ug/l	ND	11/10/08	BGL	0.200			
Bis(2-chloroethoxy)methane	ug/l	ND	11/10/08	BGL	10.0			
Bis(2-chloroethyl)ether	ug/l	ND	11/10/08	BGL	10.0			
Bis(2-chloroisopropyl)ether	ug/l	ND	11/10/08	BGL	10.0			
Bis(2-ethylhexyl)phthalate	ug/l	1.69	11/10/08	BGL	1.00			
4-Bromophenyl phenyl ether	ug/l	ND	11/10/08	BGL	10.0			
Butylbenzylphthalate	ug/l	ND	11/10/08	BGL	20.0			
Carbazole	ug/l	ND	11/10/08	BGL	5.00			
4-Chloroaniline	ug/l	ND	11/10/08	BGL	20.0			
4-Chloro-3-methylphenol	ug/l	ND	11/10/08	BGL	20.0			
2-Chloronaphthalene	ug/l	ND	11/10/08	BGL	10.0			
2-Chlorophenol	ug/l	ND	11/10/08	BGL	10.0			
4-Chlorophenylphenyl ether	ug/l	ND	11/10/08	BGL	10.0			
Chrysene	ug/l	ND	11/10/08	BGL	0.20			
Dibenzofuran	ug/l	ND	11/10/08	BGL	10.0			
Dibenz(a,h)anthracene	ug/l	ND	11/10/08	BGL	0.200			
1,2-Dichlorobenzene	ug/l	ND	11/10/08	BGL	5.00			
1,3-Dichlorobenzene	ug/l	ND	11/10/08	BGL	5.00			
1,4-Dichlorobenzene	ug/l	ND	11/10/08	BGL	5.00			

RL = Reporting Limit

ND = Not Detected at or above the Reporting Limit

NM = Not Measured

SPEC LIMIT = a client specified recommended or regulatory level for comparison with data to determine PASS (P) or FAIL (F) condition of results.

* = See end of report for comments and notes applying to this sample

‡ = See attached chain-of-custody record for time sampled

con-test ANALYTICAL LABORATORY

39 Spruce Street ° East Longmeadow, MA 01028 ° FAX 413/525-6405 ° TEL. 413/525-2332

SARAH PERHALA
METCALF & EDDY - WALLINGFORD
860 N. MAIN STREET EXTENSION
WALLINGFORD, CT 06492

11/12/2008

Purchase Order No.:

Project Location: E. HAMPTON, CT-SKINNER ST
Date Received: 11/5/2008
Field Sample # : EQUIPMENT BLANK

LIMS-BAT #: LIMT-21154
Job Number: 60049287.02

Sample ID : 08B45003

‡Sampled : 10/28/2008
Not Specified

Sample Matrix: WATER OTHER

	Units	Results	Date Analyzed	Analyst	RL	SPEC Limit Lo	SPEC Limit Hi	P/ F
3,3-Dichlorobenzidine	ug/l	ND	11/10/08	BGL	10.0			
2,4-Dichlorophenol	ug/l	ND	11/10/08	BGL	10.0			
Diethylphthalate	ug/l	ND	11/10/08	BGL	10.0			
2,4-Dimethylphenol	ug/l	ND	11/10/08	BGL	40.0			
Dimethylphthalate	ug/l	ND	11/10/08	BGL	20.0			
Di-n-butylphthalate	ug/l	ND	11/10/08	BGL	10.0			
Di-n-octylphthalate	ug/l	ND	11/10/08	BGL	20.0			
4,6-Dinitro-2-methylphenol	ug/l	ND	11/10/08	BGL	10.0			
2,4-Dinitrophenol	ug/l	ND	11/10/08	BGL	20.0			
2,4-Dinitrotoluene	ug/l	ND	11/10/08	BGL	10.0			
2,6-Dinitrotoluene	ug/l	ND	11/10/08	BGL	10.0			
1,2-Diphenylhydrazine (as Azobenzene)	ug/l	ND	11/10/08	BGL	10.0			
Fluoranthene	ug/l	ND	11/10/08	BGL	0.50			
Fluorene	ug/l	ND	11/10/08	BGL	1.00			
Hexachlorobenzene	ug/l	ND	11/10/08	BGL	0.05			
Hexachlorobutadiene	ug/l	ND	11/10/08	BGL	0.20			
Hexachlorocyclopentadiene	ug/l	ND	11/10/08	BGL	20.0			
Hexachloroethane	ug/l	ND	11/10/08	BGL	1.00			
Indeno(1,2,3-cd)pyrene	ug/l	ND	11/10/08	BGL	0.200			
Isophorone	ug/l	ND	11/10/08	BGL	10.0			
o-cresol	ug/l	ND	11/10/08	BGL	10.0			
m & p-Cresol(s)	ug/l	ND	11/10/08	BGL	20.0			
2-Methylnaphthalene	ug/l	ND	11/10/08	BGL	1.00			
Naphthalene	ug/l	ND	11/10/08	BGL	1.00			
2-Nitroaniline	ug/l	ND	11/10/08	BGL	10.0			
3-Nitroaniline	ug/l	ND	11/10/08	BGL	10.0			
4-Nitroaniline	ug/l	ND	11/10/08	BGL	10.0			
Nitrobenzene	ug/l	ND	11/10/08	BGL	10.0			

RL = Reporting Limit

ND = Not Detected at or above the Reporting Limit

NM = Not Measured

SPEC LIMIT = a client specified recommended or regulatory level for comparison with data to determine PASS (P) or FAIL (F) condition of results.

* = See end of report for comments and notes applying to this sample

‡ = See attached chain-of-custody record for time sampled

con-test ANALYTICAL LABORATORY

39 Spruce Street ° East Longmeadow, MA 01028 ° FAX 413/525-6405 ° TEL. 413/525-2332

SARAH PERHALA
METCALF & EDDY - WALLINGFORD
860 N. MAIN STREET EXTENSION
WALLINGFORD, CT 06492

11/12/2008

Purchase Order No.:

Project Location: E. HAMPTON, CT-SKINNER ST
Date Received: 11/5/2008
Field Sample # : EQUIPMENT BLANK

LIMS-BAT #: LIMT-21154
Job Number: 60049287.02

Sample ID : 08B45003 ‡Sampled : 10/28/2008
Not Specified

Sample Matrix: WATER OTHER

	Units	Results	Date Analyzed	Analyst	RL	SPEC Limit Lo	SPEC Limit Hi	P/ F
2-Nitrophenol	ug/l	ND	11/10/08	BGL	10.0			
4-Nitrophenol	ug/l	ND	11/10/08	BGL	20.0			
N-Nitrosodiphenylamine	ug/l	ND	11/10/08	BGL	10.0			
N-Nitroso-di-n-propylamine	ug/l	ND	11/10/08	BGL	10.0			
Pentachloronitribenzene	ug/l	ND	11/10/08	BGL	10.0			
Pentachlorophenol	ug/l	ND	11/10/08	BGL	1.00			
Phenanthrene	ug/l	ND	11/10/08	BGL	0.05			
Phenol	ug/l	ND	11/10/08	BGL	10.0			
Pyrene	ug/l	ND	11/10/08	BGL	1.00			
Pyridine	ug/l	ND	11/10/08	BGL	5.0			
1,2,4,5-Tetrachlorobenzene	ug/l	ND	11/10/08	BGL	10.0			
1,2,4-Trichlorobenzene	ug/l	ND	11/10/08	BGL	5.00			
2,4,5-Trichlorophenol	ug/l	ND	11/10/08	BGL	10.0			
2,4,6-Trichlorophenol	ug/l	ND	11/10/08	BGL	10.0			
Extraction Date 625/8270		11/7/2008	11/10/08	BGL				

Analytical Method:
SW846 8270
SAMPLES ARE EXTRACTED INTO METHYLENE CHLORIDE BY LIQUID/LIQUID EXTRACTION METHOD 3510 C, FOLLOWED BY KUDERNA-DANISH OR TURBOVAP EVAPORATIVE CONCENTRATION AND QUANTITATED BY GC/MS TARGET COMPOUND ANALYSIS. REPORTED RESULTS AND REPORTING LIMITS FOR BENZOIC ACID AND PENTACHLORONITROBENZENE ARE ESTIMATED SINCE RESPONSE FACTORS FOR THESE COMPOUNDS ARE BELOW METHOD SPECIFICATIONS.

RL = Reporting Limit

ND = Not Detected at or above the Reporting Limit

NM = Not Measured

SPEC LIMIT = a client specified recommended or regulatory level for comparison with data to determine PASS (P) or FAIL (F) condition of results.

* = See end of report for comments and notes applying to this sample

‡ = See attached chain-of-custody record for time sampled

con-test ANALYTICAL LABORATORY

39 Spruce Street ° East Longmeadow, MA 01028 ° FAX 413/525-6405 ° TEL. 413/525-2332

SARAH PERHALA
METCALF & EDDY - WALLINGFORD
860 N. MAIN STREET EXTENSION
WALLINGFORD, CT 06492

11/12/2008

Purchase Order No.:

Project Location: E. HAMPTON, CT-SKINNER ST
Date Received: 11/5/2008

LIMS-BAT #: LIMT-21154
Job Number: 60049287.02

Field Sample # : HA3 3-4FT

Sample ID : 08B45001 ‡Sampled : 10/27/2008
Not Specified

Sample Matrix: SOIL

	Units	Results	Date Analyzed	Analyst	RL	SPEC Limit Lo	SPEC Limit Hi	P/ F
Chromium (+6)	mg/kg dry wt	48.6	11/11/08	SBP	0.75			
Extraction Date CR+6		11/10/2008	11/11/08	SBP				

Field Sample # : HA4 1-2FT

Sample ID : 08B45002 ‡Sampled : 10/27/2008
Not Specified

Sample Matrix: SOIL

	Units	Results	Date Analyzed	Analyst	RL	SPEC Limit Lo	SPEC Limit Hi	P/ F
Chromium (+6)	mg/kg dry wt	ND	11/11/08	SBP	1.99			
Extraction Date CR+6		11/10/2008	11/11/08	SBP				

Field Sample # : SS3 0-6IN DUP

Sample ID : 08B45000 ‡Sampled : 10/27/2008
Not Specified

Sample Matrix: SOIL

	Units	Results	Date Analyzed	Analyst	RL	SPEC Limit Lo	SPEC Limit Hi	P/ F
Chromium (+6)	mg/kg dry wt	90.5	11/11/08	SBP	0.75			
Extraction Date CR+6		11/10/2008	11/11/08	SBP				

Analytical Method:
SW846 7196
ALKALINE DIGESTION BY SW846 3060A OF SOLID FOLLOWED BY COLORIMETRIC ANALYSIS WITH S-DIPHENYLCARBAZIDE.

RL = Reporting Limit

ND = Not Detected at or above the Reporting Limit

NM = Not Measured

SPEC LIMIT = a client specified recommended or regulatory level for comparison with data to determine PASS (P) or FAIL (F) condition of results.

* = See end of report for comments and notes applying to this sample

‡ = See attached chain-of-custody record for time sampled

con-test ANALYTICAL LABORATORY

39 Spruce Street ° East Longmeadow, MA 01028 ° FAX 413/525-6405 ° TEL. 413/525-2332

SARAH PERHALA
METCALF & EDDY - WALLINGFORD
860 N. MAIN STREET EXTENSION
WALLINGFORD, CT 06492

11/12/2008

Purchase Order No.:

Project Location: E. HAMPTON, CT-SKINNER ST
Date Received: 11/5/2008
Field Sample # : SB2 3-4FT
Sample ID : 08B45004
‡Sampled : 10/24/2008
Not Specified
Sample Matrix: SOIL

LIMS-BAT #: LIMT-21154
Job Number: 60049287.02

	Units	Results	Date Analyzed	Analyst	RL	SPEC Limit Lo	SPEC Limit Hi	P/ F
Silver	ug/L	ND	11/11/08	KMT	2.50			

Analytical Method:
SW846 1312/6020
SYNTHETIC PRECIPITATION LEACHING PROCEDURE (SPLP). SAMPLES ARE LEACHED FOR 16-20 HOURS IN THE APPROPRIATE LEACHING SOLUTION ACCORDING TO SPLP AND ANALYZED BY ICPMS. WATER SAMPLES ARE FILTERED, NOT EXTRACTED.

RL = Reporting Limit
ND = Not Detected at or above the Reporting Limit
NM = Not Measured
* = See end of report for comments and notes applying to this sample
‡ = See attached chain-of-custody record for time sampled

SPEC LIMIT = a client specified recommended or regulatory level for comparison with data to determine PASS (P) or FAIL (F) condition of results.

con-test ANALYTICAL LABORATORY

39 Spruce Street ° East Longmeadow, MA 01028 ° FAX 413/525-6405 ° TEL. 413/525-2332

SARAH PERHALA
METCALF & EDDY - WALLINGFORD
860 N. MAIN STREET EXTENSION
WALLINGFORD, CT 06492

11/12/2008

Purchase Order No.:

Project Location: E. HAMPTON, CT-SKINNER ST
Date Received: 11/5/2008

LIMS-BAT #: LIMT-21154
Job Number: 60049287.02

Field Sample # : SB2 3-4FT

Sample ID : 08B45004 ‡Sampled : 10/24/2008
Not Specified

Sample Matrix: SOIL

	Units	Results	Date Analyzed	Analyst	RL	SPEC Limit Lo	SPEC Limit Hi	P/ F
Arsenic	ug/L	ND	11/11/08	KMT	2.00			

Field Sample # : SB3 4-4.5FT

Sample ID : 08B45005 ‡Sampled : 10/24/2008
Not Specified

Sample Matrix: SOIL

	Units	Results	Date Analyzed	Analyst	RL	SPEC Limit Lo	SPEC Limit Hi	P/ F
Arsenic	ug/L	ND	11/11/08	KMT	2.00			

Field Sample # : SB5 6.5-7.5FT

Sample ID : 08B45006 ‡Sampled : 10/24/2008
Not Specified

Sample Matrix: SOIL

	Units	Results	Date Analyzed	Analyst	RL	SPEC Limit Lo	SPEC Limit Hi	P/ F
Arsenic	ug/L	ND	11/11/08	KMT	2.00			

Analytical Method:
SW846 1312/6020
SYNTHETIC PRECIPITATION LEACHING PROCEDURE (SPLP). SAMPLES ARE LEACHED FOR 16-20 HOURS IN THE APPROPRIATE LEACHING SOLUTION ACCORDING TO SPLP AND ANALYZED BY ICPMS. WATER SAMPLES ARE FILTERED, NOT EXTRACTED.

RL = Reporting Limit

ND = Not Detected at or above the Reporting Limit

NM = Not Measured

SPEC LIMIT = a client specified recommended or regulatory level for comparison with data to determine PASS (P) or FAIL (F) condition of results.

* = See end of report for comments and notes applying to this sample

‡ = See attached chain-of-custody record for time sampled

con-test ANALYTICAL LABORATORY

39 Spruce Street ° East Longmeadow, MA 01028 ° FAX 413/525-6405 ° TEL. 413/525-2332

SARAH PERHALA
METCALF & EDDY - WALLINGFORD
860 N. MAIN STREET EXTENSION
WALLINGFORD, CT 06492

11/12/2008

Purchase Order No.:

Project Location: E. HAMPTON, CT-SKINNER ST
Date Received: 11/5/2008

LIMS-BAT #: LIMT-21154
Job Number: 60049287.02

Field Sample # : SB2 3-4FT

Sample ID : 08B45004 ‡Sampled : 10/24/2008
Not Specified

Sample Matrix: SOIL

	Units	Results	Date Analyzed	Analyst	RL	SPEC Limit Lo	SPEC Limit Hi	P/ F
Barium	ug/L	ND	11/11/08	KMT	250			

Field Sample # : SB3 4-4.5FT

Sample ID : 08B45005 ‡Sampled : 10/24/2008
Not Specified

Sample Matrix: SOIL

	Units	Results	Date Analyzed	Analyst	RL	SPEC Limit Lo	SPEC Limit Hi	P/ F
Barium	ug/L	ND	11/11/08	KMT	250			

Field Sample # : SB5 6.5-7.5FT

Sample ID : 08B45006 ‡Sampled : 10/24/2008
Not Specified

Sample Matrix: SOIL

	Units	Results	Date Analyzed	Analyst	RL	SPEC Limit Lo	SPEC Limit Hi	P/ F
Barium	ug/L	ND	11/11/08	KMT	250			

Analytical Method:
SW846 1312/6020
SYNTHETIC PRECIPITATION LEACHING PROCEDURE (SPLP). SAMPLES ARE LEACHED FOR 16-20 HOURS IN THE APPROPRIATE LEACHING SOLUTION ACCORDING TO SPLP AND ANALYZED BY ICPMS. WATER SAMPLES ARE FILTERED, NOT EXTRACTED.

RL = Reporting Limit

ND = Not Detected at or above the Reporting Limit

NM = Not Measured

SPEC LIMIT = a client specified recommended or regulatory level for comparison with data to determine PASS (P) or FAIL (F) condition of results.

* = See end of report for comments and notes applying to this sample

‡ = See attached chain-of-custody record for time sampled

con-test ANALYTICAL LABORATORY

39 Spruce Street ° East Longmeadow, MA 01028 ° FAX 413/525-6405 ° TEL. 413/525-2332

SARAH PERHALA
METCALF & EDDY - WALLINGFORD
860 N. MAIN STREET EXTENSION
WALLINGFORD, CT 06492

11/12/2008

Purchase Order No.:

Project Location: E. HAMPTON, CT-SKINNER ST
Date Received: 11/5/2008

LIMS-BAT #: LIMT-21154
Job Number: 60049287.02

Field Sample # : SB2 3-4FT

Sample ID : 08B45004 ‡Sampled : 10/24/2008
Not Specified

Sample Matrix: SOIL

	Units	Results	Date Analyzed	Analyst	RL	SPEC Limit Lo	SPEC Limit Hi	P/ F
Beryllium	ug/L	ND	11/11/08	KMT	2.00			

Field Sample # : SB3 4-4.5FT

Sample ID : 08B45005 ‡Sampled : 10/24/2008
Not Specified

Sample Matrix: SOIL

	Units	Results	Date Analyzed	Analyst	RL	SPEC Limit Lo	SPEC Limit Hi	P/ F
Beryllium	ug/L	ND	11/11/08	KMT	2.00			

Field Sample # : SB5 6.5-7.5FT

Sample ID : 08B45006 ‡Sampled : 10/24/2008
Not Specified

Sample Matrix: SOIL

	Units	Results	Date Analyzed	Analyst	RL	SPEC Limit Lo	SPEC Limit Hi	P/ F
Beryllium	ug/L	ND	11/11/08	KMT	2.00			

Analytical Method:
SW846 1312/6020
SYNTHETIC PRECIPITATION LEACHING PROCEDURE (SPLP). SAMPLES ARE LEACHED FOR 16-20 HOURS IN THE APPROPRIATE LEACHING SOLUTION ACCORDING TO SPLP AND ANALYZED BY ICPMS. WATER SAMPLES ARE FILTERED, NOT EXTRACTED.

RL = Reporting Limit

ND = Not Detected at or above the Reporting Limit

NM = Not Measured

SPEC LIMIT = a client specified recommended or regulatory level for comparison with data to determine PASS (P) or FAIL (F) condition of results.

* = See end of report for comments and notes applying to this sample

‡ = See attached chain-of-custody record for time sampled

con-test ANALYTICAL LABORATORY

39 Spruce Street ° East Longmeadow, MA 01028 ° FAX 413/525-6405 ° TEL. 413/525-2332

SARAH PERHALA
METCALF & EDDY - WALLINGFORD
860 N. MAIN STREET EXTENSION
WALLINGFORD, CT 06492

11/12/2008

Purchase Order No.:

Project Location: E. HAMPTON, CT-SKINNER ST
Date Received: 11/5/2008

LIMS-BAT #: LIMT-21154
Job Number: 60049287.02

Field Sample # : SB2 3-4FT

Sample ID : 08B45004 ‡Sampled : 10/24/2008
Not Specified

Sample Matrix: SOIL

	Units	Results	Date Analyzed	Analyst	RL	SPEC Limit Lo	SPEC Limit Hi	P/ F
Cadmium	ug/L	ND	11/11/08	KMT	2.50			

Field Sample # : SB3 4-4.5FT

Sample ID : 08B45005 ‡Sampled : 10/24/2008
Not Specified

Sample Matrix: SOIL

	Units	Results	Date Analyzed	Analyst	RL	SPEC Limit Lo	SPEC Limit Hi	P/ F
Cadmium	ug/L	ND	11/11/08	KMT	2.50			

Field Sample # : SB5 6.5-7.5FT

Sample ID : 08B45006 ‡Sampled : 10/24/2008
Not Specified

Sample Matrix: SOIL

	Units	Results	Date Analyzed	Analyst	RL	SPEC Limit Lo	SPEC Limit Hi	P/ F
Cadmium	ug/L	ND	11/11/08	KMT	2.50			

Analytical Method:
SW846 1312/6020
SYNTHETIC PRECIPITATION LEACHING PROCEDURE (SPLP). SAMPLES ARE LEACHED FOR 16-20 HOURS IN THE APPROPRIATE LEACHING SOLUTION ACCORDING TO SPLP AND ANALYZED BY ICPMS. WATER SAMPLES ARE FILTERED, NOT EXTRACTED.

RL = Reporting Limit

ND = Not Detected at or above the Reporting Limit

NM = Not Measured

SPEC LIMIT = a client specified recommended or regulatory level for comparison with data to determine PASS (P) or FAIL (F) condition of results.

* = See end of report for comments and notes applying to this sample

‡ = See attached chain-of-custody record for time sampled

con-test ANALYTICAL LABORATORY

39 Spruce Street ° East Longmeadow, MA 01028 ° FAX 413/525-6405 ° TEL. 413/525-2332

SARAH PERHALA
METCALF & EDDY - WALLINGFORD
860 N. MAIN STREET EXTENSION
WALLINGFORD, CT 06492

11/12/2008

Purchase Order No.:

Project Location: E. HAMPTON, CT-SKINNER ST
Date Received: 11/5/2008

LIMS-BAT #: LIMT-21154
Job Number: 60049287.02

Field Sample # : SB2 3-4FT

Sample ID : 08B45004 ‡Sampled : 10/24/2008
Not Specified

Sample Matrix: SOIL

	Units	Results	Date Analyzed	Analyst	RL	SPEC Limit Lo	SPEC Limit Hi	P/ F
Chromium	ug/L	ND	11/11/08	KMT	50.0			

Field Sample # : SB3 4-4.5FT

Sample ID : 08B45005 ‡Sampled : 10/24/2008
Not Specified

Sample Matrix: SOIL

	Units	Results	Date Analyzed	Analyst	RL	SPEC Limit Lo	SPEC Limit Hi	P/ F
Chromium	ug/L	ND	11/11/08	KMT	50.0			

Field Sample # : SB5 6.5-7.5FT

Sample ID : 08B45006 ‡Sampled : 10/24/2008
Not Specified

Sample Matrix: SOIL

	Units	Results	Date Analyzed	Analyst	RL	SPEC Limit Lo	SPEC Limit Hi	P/ F
Chromium	ug/L	ND	11/11/08	KMT	50.0			

Analytical Method:
SW846 1312/6020
SYNTHETIC PRECIPITATION LEACHING PROCEDURE (SPLP). SAMPLES ARE LEACHED FOR 16-20 HOURS IN THE APPROPRIATE LEACHING SOLUTION ACCORDING TO SPLP AND ANALYZED BY ICPMS. WATER SAMPLES ARE FILTERED, NOT EXTRACTED.

RL = Reporting Limit

ND = Not Detected at or above the Reporting Limit

NM = Not Measured

SPEC LIMIT = a client specified recommended or regulatory level for comparison with data to determine PASS (P) or FAIL (F) condition of results.

* = See end of report for comments and notes applying to this sample

‡ = See attached chain-of-custody record for time sampled

con-test ANALYTICAL LABORATORY

39 Spruce Street ° East Longmeadow, MA 01028 ° FAX 413/525-6405 ° TEL. 413/525-2332

SARAH PERHALA
METCALF & EDDY - WALLINGFORD
860 N. MAIN STREET EXTENSION
WALLINGFORD, CT 06492

11/12/2008

Purchase Order No.:

Project Location: E. HAMPTON, CT-SKINNER ST
Date Received: 11/5/2008
LIMS-BAT #: LIMT-21154
Job Number: 60049287.02

Field Sample # : SB3 4-4.5FT

Sample ID : 08B45005 ‡Sampled : 10/24/2008
Not Specified

Sample Matrix: SOIL

	Units	Results	Date Analyzed	Analyst	RL	SPEC Limit Lo	SPEC Limit Hi	P/ F
Copper	ug/L	ND	11/11/08	KMT	25.0			

Field Sample # : SB5 6.5-7.5FT

Sample ID : 08B45006 ‡Sampled : 10/24/2008
Not Specified

Sample Matrix: SOIL

	Units	Results	Date Analyzed	Analyst	RL	SPEC Limit Lo	SPEC Limit Hi	P/ F
Copper	ug/L	ND	11/11/08	KMT	25.0			

Analytical Method:
SW846 1312/6020
SYNTHETIC PRECIPITATION LEACHING PROCEDURE (SPLP). SAMPLES ARE LEACHED FOR 16-20 HOURS IN THE APPROPRIATE LEACHING SOLUTION ACCORDING TO SPLP AND ANALYZED BY ICPMS. WATER SAMPLES ARE FILTERED, NOT EXTRACTED.

RL = Reporting Limit
ND = Not Detected at or above the Reporting Limit
NM = Not Measured
* = See end of report for comments and notes applying to this sample
‡ = See attached chain-of-custody record for time sampled

SPEC LIMIT = a client specified recommended or regulatory level for comparison with data to determine PASS (P) or FAIL (F) condition of results.

con-test ANALYTICAL LABORATORY

39 Spruce Street ° East Longmeadow, MA 01028 ° FAX 413/525-6405 ° TEL. 413/525-2332

SARAH PERHALA
METCALF & EDDY - WALLINGFORD
860 N. MAIN STREET EXTENSION
WALLINGFORD, CT 06492

11/12/2008

Purchase Order No.:

Project Location: E. HAMPTON, CT-SKINNER ST
Date Received: 11/5/2008

LIMS-BAT #: LIMT-21154
Job Number: 60049287.02

Field Sample # : SB2 3-4FT

Sample ID : 08B45004 ‡Sampled : 10/24/2008
Not Specified

Sample Matrix: SOIL

	Units	Results	Date Analyzed	Analyst	RL	SPEC Limit Lo	SPEC Limit Hi	P/ F
Nickel	ug/L	ND	11/11/08	KMT	25.0			

Field Sample # : SB3 4-4.5FT

Sample ID : 08B45005 ‡Sampled : 10/24/2008
Not Specified

Sample Matrix: SOIL

	Units	Results	Date Analyzed	Analyst	RL	SPEC Limit Lo	SPEC Limit Hi	P/ F
Nickel	ug/L	ND	11/11/08	KMT	25.0			

Field Sample # : SB5 6.5-7.5FT

Sample ID : 08B45006 ‡Sampled : 10/24/2008
Not Specified

Sample Matrix: SOIL

	Units	Results	Date Analyzed	Analyst	RL	SPEC Limit Lo	SPEC Limit Hi	P/ F
Nickel	ug/L	ND	11/11/08	KMT	25.0			

Analytical Method:
SW846 1312/6020
SYNTHETIC PRECIPITATION LEACHING PROCEDURE (SPLP). SAMPLES ARE LEACHED FOR 16-20 HOURS IN THE APPROPRIATE LEACHING SOLUTION ACCORDING TO SPLP AND ANALYZED BY ICPMS. WATER SAMPLES ARE FILTERED, NOT EXTRACTED.

RL = Reporting Limit

ND = Not Detected at or above the Reporting Limit

NM = Not Measured

SPEC LIMIT = a client specified recommended or regulatory level for comparison with data to determine PASS (P) or FAIL (F) condition of results.

* = See end of report for comments and notes applying to this sample

‡ = See attached chain-of-custody record for time sampled

con-test® ANALYTICAL LABORATORY

39 Spruce Street ° East Longmeadow, MA 01028 ° FAX 413/525-6405 ° TEL. 413/525-2332

SARAH PERHALA
METCALF & EDDY - WALLINGFORD
860 N. MAIN STREET EXTENSION
WALLINGFORD, CT 06492

11/12/2008

Purchase Order No.:

Project Location: E. HAMPTON, CT-SKINNER ST
Date Received: 11/5/2008

LIMS-BAT #: LIMT-21154
Job Number: 60049287.02

Field Sample # : SB2 3-4FT

Sample ID : 08B45004 ‡Sampled : 10/24/2008
Not Specified

Sample Matrix: SOIL

	Units	Results	Date Analyzed	Analyst	RL	SPEC Limit Lo	SPEC Limit Hi	P/ F
Lead	ug/L	ND	11/11/08	KMT	5.00			

Field Sample # : SB3 4-4.5FT

Sample ID : 08B45005 ‡Sampled : 10/24/2008
Not Specified

Sample Matrix: SOIL

	Units	Results	Date Analyzed	Analyst	RL	SPEC Limit Lo	SPEC Limit Hi	P/ F
Lead	ug/L	ND	11/11/08	KMT	5.00			

Field Sample # : SB5 6.5-7.5FT

Sample ID : 08B45006 ‡Sampled : 10/24/2008
Not Specified

Sample Matrix: SOIL

	Units	Results	Date Analyzed	Analyst	RL	SPEC Limit Lo	SPEC Limit Hi	P/ F
Lead	ug/L	ND	11/11/08	KMT	5.00			

Analytical Method:
SW846 1312/6020
SYNTHETIC PRECIPITATION LEACHING PROCEDURE (SPLP). SAMPLES ARE LEACHED FOR 16-20 HOURS IN THE APPROPRIATE LEACHING SOLUTION ACCORDING TO SPLP AND ANALYZED BY ICPMS. WATER SAMPLES ARE FILTERED, NOT EXTRACTED.

RL = Reporting Limit

ND = Not Detected at or above the Reporting Limit

NM = Not Measured

SPEC LIMIT = a client specified recommended or regulatory level for comparison with data to determine PASS (P) or FAIL (F) condition of results.

* = See end of report for comments and notes applying to this sample

‡ = See attached chain-of-custody record for time sampled

con-test ANALYTICAL LABORATORY

39 Spruce Street ° East Longmeadow, MA 01028 ° FAX 413/525-6405 ° TEL. 413/525-2332

SARAH PERHALA
METCALF & EDDY - WALLINGFORD
860 N. MAIN STREET EXTENSION
WALLINGFORD, CT 06492

11/12/2008

Purchase Order No.:

Project Location: E. HAMPTON, CT-SKINNER ST
Date Received: 11/5/2008
Field Sample # : HA4 1-2FT

LIMS-BAT #: LIMT-21154
Job Number: 60049287.02

Sample ID : 08B45002

‡Sampled : 10/27/2008
Not Specified

Sample Matrix: SOIL

	Units	Results	Date Analyzed	Analyst	RL	SPEC Limit Lo	SPEC Limit Hi	P/ F
Antimony	ug/L	ND	11/11/08	KMT	5.00			
Arsenic	ug/L	ND	11/11/08	KMT	2.00			
Barium	ug/L	ND	11/11/08	KMT	250			
Beryllium	ug/L	ND	11/11/08	KMT	2.00			
Cadmium	ug/L	33.6	11/11/08	KMT	2.50			
Chromium	ug/L	ND	11/11/08	KMT	50.0			
Copper	ug/L	169	11/11/08	KMT	25.0			
Lead	ug/L	90.2	11/11/08	KMT	5.00			
Nickel	ug/L	1410	11/11/08	KMT	25.0			
Selenium	ug/L	ND	11/11/08	KMT	25.0			
Silver	ug/L	ND	11/11/08	KMT	2.50			
Thallium	ug/L	ND	11/11/08	KMT	1.00			
Vanadium	ug/L	ND	11/11/08	KMT	25.0			
Zinc	ug/L	833	11/11/08	KMT	100			

RL = Reporting Limit

ND = Not Detected at or above the Reporting Limit

NM = Not Measured

SPEC LIMIT = a client specified recommended or regulatory level for comparison with data to determine PASS (P) or FAIL (F) condition of results.

* = See end of report for comments and notes applying to this sample

‡ = See attached chain-of-custody record for time sampled

con-test ANALYTICAL LABORATORY

39 Spruce Street ° East Longmeadow, MA 01028 ° FAX 413/525-6405 ° TEL. 413/525-2332

SARAH PERHALA
METCALF & EDDY - WALLINGFORD
860 N. MAIN STREET EXTENSION
WALLINGFORD, CT 06492

11/12/2008

Purchase Order No.:

Project Location: E. HAMPTON, CT-SKINNER ST
Date Received: 11/5/2008
Field Sample # : SS3 0-6IN DUP

LIMS-BAT #: LIMT-21154
Job Number: 60049287.02

Sample ID : 08B45000

‡Sampled : 10/27/2008
Not Specified

Sample Matrix: SOIL

	Units	Results	Date Analyzed	Analyst	RL	SPEC Limit Lo	SPEC Limit Hi	P/ F
Antimony	ug/L	ND	11/11/08	KMT	5.00			
Arsenic	ug/L	ND	11/11/08	KMT	2.00			
Barium	ug/L	ND	11/11/08	KMT	250			
Beryllium	ug/L	ND	11/11/08	KMT	2.00			
Cadmium	ug/L	ND	11/11/08	KMT	2.50			
Chromium	ug/L	ND	11/11/08	KMT	50.0			
Copper	ug/L	1470	11/11/08	KMT	25.0			
Lead	ug/L	5.54	11/11/08	KMT	5.00			
Nickel	ug/L	ND	11/11/08	KMT	25.0			
Selenium	ug/L	ND	11/11/08	KMT	25.0			
Silver	ug/L	ND	11/11/08	KMT	2.50			
Thallium	ug/L	1.57	11/11/08	KMT	1.00			
Vanadium	ug/L	ND	11/11/08	KMT	25.0			
Zinc	ug/L	1040	11/11/08	KMT	100			

Analytical Method:
SW846 1312/6020
SYNTHETIC PRECIPITATION LEACHING PROCEDURE (SPLP). SAMPLES ARE LEACHED FOR 16-20 HOURS IN THE APPROPRIATE LEACHING SOLUTION ACCORDING TO SPLP AND ANALYZED BY ICPMS. WATER SAMPLES ARE FILTERED, NOT EXTRACTED.

RL = Reporting Limit

ND = Not Detected at or above the Reporting Limit

NM = Not Measured

SPEC LIMIT = a client specified recommended or regulatory level for comparison with data to determine PASS (P) or FAIL (F) condition of results.

* = See end of report for comments and notes applying to this sample

‡ = See attached chain-of-custody record for time sampled

con-test ANALYTICAL LABORATORY

39 Spruce Street ° East Longmeadow, MA 01028 ° FAX 413/525-6405 ° TEL. 413/525-2332

SARAH PERHALA
METCALF & EDDY - WALLINGFORD
860 N. MAIN STREET EXTENSION
WALLINGFORD, CT 06492

11/12/2008

Purchase Order No.:

Project Location: E. HAMPTON, CT-SKINNER ST
Date Received: 11/5/2008

LIMS-BAT #: LIMT-21154
Job Number: 60049287.02

Field Sample # : SB2 3-4FT

Sample ID : 08B45004 ‡Sampled : 10/24/2008
Not Specified

Sample Matrix: SOIL

	Units	Results	Date Analyzed	Analyst	RL	SPEC Limit Lo	SPEC Limit Hi	P/ F
Antimony	ug/L	ND	11/11/08	KMT	5.00			

Field Sample # : SB3 4-4.5FT

Sample ID : 08B45005 ‡Sampled : 10/24/2008
Not Specified

Sample Matrix: SOIL

	Units	Results	Date Analyzed	Analyst	RL	SPEC Limit Lo	SPEC Limit Hi	P/ F
Antimony	ug/L	ND	11/11/08	KMT	5.00			

Field Sample # : SB5 6.5-7.5FT

Sample ID : 08B45006 ‡Sampled : 10/24/2008
Not Specified

Sample Matrix: SOIL

	Units	Results	Date Analyzed	Analyst	RL	SPEC Limit Lo	SPEC Limit Hi	P/ F
Antimony	ug/L	ND	11/11/08	KMT	5.00			

Analytical Method:
SW846 1312/6020
SYNTHETIC PRECIPITATION LEACHING PROCEDURE (SPLP). SAMPLES ARE LEACHED FOR 16-20 HOURS IN THE APPROPRIATE LEACHING SOLUTION ACCORDING TO SPLP AND ANALYZED BY ICPMS. WATER SAMPLES ARE FILTERED, NOT EXTRACTED.

RL = Reporting Limit

ND = Not Detected at or above the Reporting Limit

NM = Not Measured

SPEC LIMIT = a client specified recommended or regulatory level for comparison with data to determine PASS (P) or FAIL (F) condition of results.

* = See end of report for comments and notes applying to this sample

‡ = See attached chain-of-custody record for time sampled

con-test ANALYTICAL LABORATORY

39 Spruce Street ° East Longmeadow, MA 01028 ° FAX 413/525-6405 ° TEL. 413/525-2332

SARAH PERHALA
METCALF & EDDY - WALLINGFORD
860 N. MAIN STREET EXTENSION
WALLINGFORD, CT 06492

11/12/2008

Purchase Order No.:

Project Location: E. HAMPTON, CT-SKINNER ST
Date Received: 11/5/2008

LIMS-BAT #: LIMT-21154
Job Number: 60049287.02

Field Sample # : SB2 3-4FT

Sample ID : 08B45004 ‡Sampled : 10/24/2008
Not Specified

Sample Matrix: SOIL

	Units	Results	Date Analyzed	Analyst	RL	SPEC Limit Lo	SPEC Limit Hi	P/ F
Selenium	ug/L	ND	11/11/08	KMT	25.0			

Field Sample # : SB3 4-4.5FT

Sample ID : 08B45005 ‡Sampled : 10/24/2008
Not Specified

Sample Matrix: SOIL

	Units	Results	Date Analyzed	Analyst	RL	SPEC Limit Lo	SPEC Limit Hi	P/ F
Selenium	ug/L	ND	11/11/08	KMT	25.0			

Field Sample # : SB5 6.5-7.5FT

Sample ID : 08B45006 ‡Sampled : 10/24/2008
Not Specified

Sample Matrix: SOIL

	Units	Results	Date Analyzed	Analyst	RL	SPEC Limit Lo	SPEC Limit Hi	P/ F
Selenium	ug/L	ND	11/11/08	KMT	25.0			

Analytical Method:
SW846 1312/6020
SYNTHETIC PRECIPITATION LEACHING PROCEDURE (SPLP). SAMPLES ARE LEACHED FOR 16-20 HOURS IN THE APPROPRIATE LEACHING SOLUTION ACCORDING TO SPLP AND ANALYZED BY ICPMS. WATER SAMPLES ARE FILTERED, NOT EXTRACTED.

RL = Reporting Limit

ND = Not Detected at or above the Reporting Limit

NM = Not Measured

SPEC LIMIT = a client specified recommended or regulatory level for comparison with data to determine PASS (P) or FAIL (F) condition of results.

* = See end of report for comments and notes applying to this sample

‡ = See attached chain-of-custody record for time sampled

con-test ANALYTICAL LABORATORY

39 Spruce Street ° East Longmeadow, MA 01028 ° FAX 413/525-6405 ° TEL. 413/525-2332

SARAH PERHALA
METCALF & EDDY - WALLINGFORD
860 N. MAIN STREET EXTENSION
WALLINGFORD, CT 06492

11/12/2008

Purchase Order No.:

Project Location: E. HAMPTON, CT-SKINNER ST
Date Received: 11/5/2008

LIMS-BAT #: LIMT-21154
Job Number: 60049287.02

Field Sample # : SB2 3-4FT

Sample ID : 08B45004 ‡Sampled : 10/24/2008
Not Specified

Sample Matrix: SOIL

	Units	Results	Date Analyzed	Analyst	RL	SPEC Limit Lo	SPEC Limit Hi	P/ F
Thallium	ug/L	ND	11/11/08	KMT	1.00			

Field Sample # : SB3 4-4.5FT

Sample ID : 08B45005 ‡Sampled : 10/24/2008
Not Specified

Sample Matrix: SOIL

	Units	Results	Date Analyzed	Analyst	RL	SPEC Limit Lo	SPEC Limit Hi	P/ F
Thallium	ug/L	ND	11/11/08	KMT	1.00			

Field Sample # : SB5 6.5-7.5FT

Sample ID : 08B45006 ‡Sampled : 10/24/2008
Not Specified

Sample Matrix: SOIL

	Units	Results	Date Analyzed	Analyst	RL	SPEC Limit Lo	SPEC Limit Hi	P/ F
Thallium	ug/L	ND	11/11/08	KMT	1.00			

Analytical Method:
SW846 1312/6020
SYNTHETIC PRECIPITATION LEACHING PROCEDURE (SPLP). SAMPLES ARE LEACHED FOR 16-20 HOURS IN THE APPROPRIATE LEACHING SOLUTION ACCORDING TO SPLP AND ANALYZED BY ICPMS. WATER SAMPLES ARE FILTERED, NOT EXTRACTED.

RL = Reporting Limit

ND = Not Detected at or above the Reporting Limit

NM = Not Measured

SPEC LIMIT = a client specified recommended or regulatory level for comparison with data to determine PASS (P) or FAIL (F) condition of results.

* = See end of report for comments and notes applying to this sample

‡ = See attached chain-of-custody record for time sampled

con-test® ANALYTICAL LABORATORY

39 Spruce Street ° East Longmeadow, MA 01028 ° FAX 413/525-6405 ° TEL. 413/525-2332

SARAH PERHALA
METCALF & EDDY - WALLINGFORD
860 N. MAIN STREET EXTENSION
WALLINGFORD, CT 06492

11/12/2008

Purchase Order No.:

Project Location: E. HAMPTON, CT-SKINNER ST
Date Received: 11/5/2008

LIMS-BAT #: LIMT-21154
Job Number: 60049287.02

Field Sample # : SB2 3-4FT

Sample ID : 08B45004 ‡Sampled : 10/24/2008
Not Specified

Sample Matrix: SOIL

	Units	Results	Date Analyzed	Analyst	RL	SPEC Limit Lo	SPEC Limit Hi	P/ F
Vanadium	ug/L	ND	11/11/08	KMT	25.0			

Field Sample # : SB3 4-4.5FT

Sample ID : 08B45005 ‡Sampled : 10/24/2008
Not Specified

Sample Matrix: SOIL

	Units	Results	Date Analyzed	Analyst	RL	SPEC Limit Lo	SPEC Limit Hi	P/ F
Vanadium	ug/L	ND	11/11/08	KMT	25.0			

Field Sample # : SB5 6.5-7.5FT

Sample ID : 08B45006 ‡Sampled : 10/24/2008
Not Specified

Sample Matrix: SOIL

	Units	Results	Date Analyzed	Analyst	RL	SPEC Limit Lo	SPEC Limit Hi	P/ F
Vanadium	ug/L	ND	11/11/08	KMT	25.0			

Analytical Method:
SW846 1312/6020
SYNTHETIC PRECIPITATION LEACHING PROCEDURE (SPLP). SAMPLES ARE LEACHED FOR 16-20 HOURS IN THE APPROPRIATE LEACHING SOLUTION ACCORDING TO SPLP AND ANALYZED BY ICPMS. WATER SAMPLES ARE FILTERED, NOT EXTRACTED.

RL = Reporting Limit

ND = Not Detected at or above the Reporting Limit

NM = Not Measured

SPEC LIMIT = a client specified recommended or regulatory level for comparison with data to determine PASS (P) or FAIL (F) condition of results.

* = See end of report for comments and notes applying to this sample

‡ = See attached chain-of-custody record for time sampled

con-test ANALYTICAL LABORATORY

39 Spruce Street ° East Longmeadow, MA 01028 ° FAX 413/525-6405 ° TEL. 413/525-2332

SARAH PERHALA
METCALF & EDDY - WALLINGFORD
860 N. MAIN STREET EXTENSION
WALLINGFORD, CT 06492

11/12/2008

Purchase Order No.:

Project Location: E. HAMPTON, CT-SKINNER ST
Date Received: 11/5/2008
Field Sample # : HA3 3-4FT

LIMS-BAT #: LIMT-21154
Job Number: 60049287.02

Sample ID : 08B45001

‡Sampled : 10/27/2008
Not Specified

Sample Matrix: SOIL

	Units	Results	Date Analyzed	Analyst	RL	SPEC Limit Lo	SPEC Limit Hi	P/ F
Acenaphthene	ug/l	ND	11/11/08	BGL	0.30			
Acenaphthylene	ug/l	ND	11/11/08	BGL	0.30			
Acetophenone	ug/l	ND	11/11/08	BGL	10.0			
Aniline	ug/l	ND	11/11/08	BGL	5.00			
Anthracene	ug/l	ND	11/11/08	BGL	0.20			
Benzidine	ug/l	ND	11/11/08	BGL	70.0			
Benzoic Acid	ug/l	ND	11/11/08	BGL	30.0			
Benzo(a)anthracene	ug/l	ND	11/11/08	BGL	0.050			
Benzo(a)pyrene	ug/l	ND	11/11/08	BGL	0.100			
Benzo(b)fluoranthene	ug/l	ND	11/11/08	BGL	0.050			
Benzo(g,h,i)perylene	ug/l	ND	11/11/08	BGL	0.500			
Benzo(k)fluoranthene	ug/l	ND	11/11/08	BGL	0.200			
Bis(2-chloroethoxy)methane	ug/l	ND	11/11/08	BGL	10.0			
Bis(2-chloroethyl)ether	ug/l	ND	11/11/08	BGL	10.0			
Bis(2-chloroisopropyl)ether	ug/l	ND	11/11/08	BGL	10.0			
Bis(2-ethylhexyl)phthalate	ug/l	ND	11/11/08	BGL	1.00			
4-Bromophenyl phenyl ether	ug/l	ND	11/11/08	BGL	10.0			
Butylbenzylphthalate	ug/l	ND	11/11/08	BGL	20.0			
Carbazole	ug/l	ND	11/11/08	BGL	5.00			
4-Chloroaniline	ug/l	ND	11/11/08	BGL	20.0			
4-Chloro-3-methylphenol	ug/l	ND	11/11/08	BGL	20.0			
2-Chloronaphthalene	ug/l	ND	11/11/08	BGL	10.0			
2-Chlorophenol	ug/l	ND	11/11/08	BGL	10.0			
4-Chlorophenylphenyl ether	ug/l	ND	11/11/08	BGL	10.0			
Chrysene	ug/l	ND	11/11/08	BGL	0.20			
Dibenzofuran	ug/l	ND	11/11/08	BGL	10.0			
Dibenz(a,h)anthracene	ug/l	ND	11/11/08	BGL	0.200			
1,2-Dichlorobenzene	ug/l	ND	11/11/08	BGL	5.00			
1,3-Dichlorobenzene	ug/l	ND	11/11/08	BGL	5.00			

RL = Reporting Limit

ND = Not Detected at or above the Reporting Limit

NM = Not Measured

SPEC LIMIT = a client specified recommended or regulatory level for comparison with data to determine PASS (P) or FAIL (F) condition of results.

* = See end of report for comments and notes applying to this sample

‡ = See attached chain-of-custody record for time sampled

con-test ANALYTICAL LABORATORY

39 Spruce Street ° East Longmeadow, MA 01028 ° FAX 413/525-6405 ° TEL. 413/525-2332

SARAH PERHALA
METCALF & EDDY - WALLINGFORD
860 N. MAIN STREET EXTENSION
WALLINGFORD, CT 06492

11/12/2008

Purchase Order No.:

Project Location: E. HAMPTON, CT-SKINNER ST
Date Received: 11/5/2008
Field Sample # : HA3 3-4FT

LIMS-BAT #: LIMT-21154
Job Number: 60049287.02

Sample ID : 08B45001

‡Sampled : 10/27/2008
Not Specified

Sample Matrix: SOIL

	Units	Results	Date Analyzed	Analyst	RL	SPEC Limit Lo	SPEC Limit Hi	P/ F
1,4-Dichlorobenzene	ug/l	ND	11/11/08	BGL	5.00			
3,3-Dichlorobenzidine	ug/l	ND	11/11/08	BGL	10.0			
2,4-Dichlorophenol	ug/l	ND	11/11/08	BGL	10.0			
Diethylphthalate	ug/l	ND	11/11/08	BGL	10.0			
2,4-Dimethylphenol	ug/l	ND	11/11/08	BGL	40.0			
Dimethylphthalate	ug/l	ND	11/11/08	BGL	20.0			
Di-n-butylphthalate	ug/l	ND	11/11/08	BGL	10.0			
Di-n-octylphthalate	ug/l	ND	11/11/08	BGL	20.0			
4,6-Dinitro-2-methylphenol	ug/l	ND	11/11/08	BGL	10.0			
2,4-Dinitrophenol	ug/l	ND	11/11/08	BGL	20.0			
2,4-Dinitrotoluene	ug/l	ND	11/11/08	BGL	10.0			
2,6-Dinitrotoluene	ug/l	ND	11/11/08	BGL	10.0			
1,2-Diphenylhydrazine (as Azobenzene)	ug/l	ND	11/11/08	BGL	10.0			
Fluoranthene	ug/l	ND	11/11/08	BGL	0.50			
Fluorene	ug/l	ND	11/11/08	BGL	1.00			
Hexachlorobenzene	ug/l	ND	11/11/08	BGL	0.05			
Hexachlorobutadiene	ug/l	ND	11/11/08	BGL	0.20			
Hexachlorocyclopentadiene	ug/l	ND	11/11/08	BGL	20.0			
Hexachloroethane	ug/l	ND	11/11/08	BGL	1.00			
Indeno(1,2,3-cd)pyrene	ug/l	ND	11/11/08	BGL	0.200			
Isophorone	ug/l	ND	11/11/08	BGL	10.0			
o-cresol	ug/l	ND	11/11/08	BGL	10.0			
m & p-Cresol(s)	ug/l	ND	11/11/08	BGL	20.0			
2-Methylnaphthalene	ug/l	ND	11/11/08	BGL	1.00			
Naphthalene	ug/l	ND	11/11/08	BGL	1.00			
2-Nitroaniline	ug/l	ND	11/11/08	BGL	10.0			
3-Nitroaniline	ug/l	ND	11/11/08	BGL	10.0			
4-Nitroaniline	ug/l	ND	11/11/08	BGL	10.0			

RL = Reporting Limit

ND = Not Detected at or above the Reporting Limit

NM = Not Measured

SPEC LIMIT = a client specified recommended or regulatory level for comparison with data to determine PASS (P) or FAIL (F) condition of results.

* = See end of report for comments and notes applying to this sample

‡ = See attached chain-of-custody record for time sampled

con-test ANALYTICAL LABORATORY

39 Spruce Street ° East Longmeadow, MA 01028 ° FAX 413/525-6405 ° TEL. 413/525-2332

SARAH PERHALA
METCALF & EDDY - WALLINGFORD
860 N. MAIN STREET EXTENSION
WALLINGFORD, CT 06492

11/12/2008

Purchase Order No.:

Project Location: E. HAMPTON, CT-SKINNER ST
Date Received: 11/5/2008
Field Sample # : HA3 3-4FT

LIMS-BAT #: LIMT-21154
Job Number: 60049287.02

Sample ID : 08B45001

‡Sampled : 10/27/2008
Not Specified

Sample Matrix: SOIL

	Units	Results	Date Analyzed	Analyst	RL	SPEC Limit Lo	SPEC Limit Hi	P/ F
Nitrobenzene	ug/l	ND	11/11/08	BGL	10.0			
2-Nitrophenol	ug/l	ND	11/11/08	BGL	10.0			
4-Nitrophenol	ug/l	ND	11/11/08	BGL	20.0			
N-Nitrosodimethylamine	ug/l	ND	11/11/08	BGL	10.0			
N-Nitrosodiphenylamine	ug/l	ND	11/11/08	BGL	10.0			
N-Nitroso-di-n-propylamine	ug/l	ND	11/11/08	BGL	10.0			
Pentachloronitribenzene	ug/l	ND	11/11/08	BGL	10.0			
Pentachlorophenol	ug/l	ND	11/11/08	BGL	1.00			
Phenanthrene	ug/l	ND	11/11/08	BGL	0.05			
Phenol	ug/l	ND	11/11/08	BGL	10.0			
Pyrene	ug/l	ND	11/11/08	BGL	1.00			
Pyridine	ug/l	ND	11/11/08	BGL	5.0			
1,2,4,5-Tetrachlorobenzene	ug/l	ND	11/11/08	BGL	10.0			
1,2,4-Trichlorobenzene	ug/l	ND	11/11/08	BGL	5.00			
2,4,5-Trichlorophenol	ug/l	ND	11/11/08	BGL	10.0			
2,4,6-Trichlorophenol	ug/l	ND	11/11/08	BGL	10.0			

Analytical Method:
SW846 1312/8270
SAMPLES ARE LEACHED FOR 16-20 HOURS IN THE APPROPRIATE LEACHING SOLUTION ACCORDING TO SPLP. WATER SAMPLES ARE FILTERED, NOT EXTRACTED. THIS EXTRACT IS THEN EXTRACTED WITH METHYLENE CHLORIDE, FOLLOWED BY KUDERNA-DANISH EVAPORATIVE CONCENTRATION AND QUANTITATION BY GC/MS WITH TARGET COMPOUND ANALYSIS.

RL = Reporting Limit

ND = Not Detected at or above the Reporting Limit

NM = Not Measured

SPEC LIMIT = a client specified recommended or regulatory level for comparison with data to determine PASS (P) or FAIL (F) condition of results.

* = See end of report for comments and notes applying to this sample

‡ = See attached chain-of-custody record for time sampled

con-test ANALYTICAL LABORATORY

39 Spruce Street ° East Longmeadow, MA 01028 ° FAX 413/525-6405 ° TEL. 413/525-2332

SARAH PERHALA
METCALF & EDDY - WALLINGFORD
860 N. MAIN STREET EXTENSION
WALLINGFORD, CT 06492

11/12/2008

Purchase Order No.:

Project Location: E. HAMPTON, CT-SKINNER ST
Date Received: 11/5/2008
LIMS-BAT #: LIMT-21154
Job Number: 60049287.02

Field Sample # : HA4 1-2FT

Sample ID : 08B45002 ‡Sampled : 10/27/2008
Not Specified

Sample Matrix: SOIL

	Units	Results	Date Analyzed	Analyst	RL	SPEC Limit Lo	SPEC Limit Hi	P/ F
Mercury	mg/l leachate	ND	11/11/08	KM	0.00010		0.2	P

Field Sample # : SS3 0-6IN DUP

Sample ID : 08B45000 ‡Sampled : 10/27/2008
Not Specified

Sample Matrix: SOIL

	Units	Results	Date Analyzed	Analyst	RL	SPEC Limit Lo	SPEC Limit Hi	P/ F
Mercury	mg/l leachate	ND	11/11/08	KM	0.00010		0.2	P

Analytical Method:
SW846 1312/7470

SW846 1312 SYNTHETIC PRECIPITATION LEACHING PROCEDURE (SPLP). SAMPLES ARE LEACHED FOR 16-20 HOURS IN THE APPROPRIATE SOLUTION ACCORDING TO SPLP. WATER SAMPLES ARE FILTERED, NOT EXTRACTED.

SW846 7470 MERCURY LEACHATE IS ANALYZED BY COLD VAPOR (FLAMELESS) ATOMIC ABSORPTION SPECTROPHOTOMETRY.

RL = Reporting Limit

ND = Not Detected at or above the Reporting Limit

NM = Not Measured

SPEC LIMIT = a client specified recommended or regulatory level for comparison with data to determine PASS (P) or FAIL (F) condition of results.

* = See end of report for comments and notes applying to this sample

‡ = See attached chain-of-custody record for time sampled

39 Spruce Street ° East Longmeadow, MA 01028 ° FAX 413/525-6405 ° TEL. 413/525-2332

SARAH PERHALA
METCALF & EDDY - WALLINGFORD
860 N. MAIN STREET EXTENSION
WALLINGFORD, CT 06492

Purchase Order No.:

11/12/2008

Project Location: E. HAMPTON, CT-SKINNER ST
Date Received: 11/5/2008

LIMS-BAT #: LIMT-21154
Job Number: 60049287.02

** END OF REPORT **

RL = Reporting Limit

ND = Not Detected at or above the Reporting Limit

NM = Not Measured

SPEC LIMIT = a client specified recommended or regulatory level for comparison with data to determine PASS (P) or FAIL (F) condition of results.

* = See end of report for comments and notes applying to this sample

‡ = See attached chain-of-custody record for time sampled

con-test® ANALYTICAL LABORATORY

39 Spruce Street ° East Longmeadow, MA 01028 ° FAX 413/525-6405 ° TEL. 413/525-2332

QC SUMMARY REPORT

SAMPLE QC: Sample Results with Duplicates
Sample Matrix Spikes and Matrix Spike Duplicates

BATCH QC: Lab fortified Blanks and Duplicates
Standard Reference Materials and Duplicates
Method Blanks

Report Date: 11/12/2008 Lims Bat # : LIMT-21154

QC Batch Number: BATCH-15489

Sample Id	Analysis	QC Analysis	Values	Units	Limits
08B45006					
	Arsenic	Sample Amount	<2.00	ug/L	
		Matrix Spk Amt Added	500.00	ug/L	
		MS Amt Measured	552.64	ug/L	
		Matrix Spike % Rec.	110.52	%	75-125
	Barium	Sample Amount	<250.	ug/L	
		Matrix Spk Amt Added	500.00	ug/L	
		MS Amt Measured	541.78	ug/L	
		Matrix Spike % Rec.	108.35	%	75-125
	Beryllium	Sample Amount	<2.00	ug/L	
		Matrix Spk Amt Added	500.00	ug/L	
		MS Amt Measured	508.54	ug/L	
		Matrix Spike % Rec.	101.70	%	75-125
	Cadmium	Sample Amount	<2.50	ug/L	
		Matrix Spk Amt Added	500.00	ug/L	
		MS Amt Measured	521.02	ug/L	
		Matrix Spike % Rec.	104.20	%	75-125
	Chromium	Sample Amount	<50.0	ug/L	
		Matrix Spk Amt Added	500.00	ug/L	
		MS Amt Measured	534.03	ug/L	
		Matrix Spike % Rec.	106.80	%	75-125
	Copper	Sample Amount	<25.0	ug/L	
		Matrix Spk Amt Added	500.00	ug/L	
		MS Amt Measured	532.72	ug/L	
		Matrix Spike % Rec.	106.54	%	75-125
	Nickel	Sample Amount	<25.0	ug/L	
		Matrix Spk Amt Added	500.00	ug/L	
		MS Amt Measured	530.24	ug/L	
		Matrix Spike % Rec.	106.04	%	75-125
	Lead	Sample Amount	<5.00	ug/L	
		Matrix Spk Amt Added	500.00	ug/L	
		MS Amt Measured	543.33	ug/L	
		Matrix Spike % Rec.	108.66	%	75-125
	Antimony	Sample Amount	<5.00	ug/L	
		Matrix Spk Amt Added	500.00	ug/L	
		MS Amt Measured	531.95	ug/L	
		Matrix Spike % Rec.	106.39	%	75-125
	Selenium	Sample Amount	<25.0	ug/L	
		Matrix Spk Amt Added	500.00	ug/L	
		MS Amt Measured	516.07	ug/L	
		Matrix Spike % Rec.	103.21	%	75-125
	Thallium	Sample Amount	<1.00	ug/L	
		Matrix Spk Amt Added	500.00	ug/L	
		MS Amt Measured	492.28	ug/L	

con-test ANALYTICAL LABORATORY

39 Spruce Street ° East Longmeadow, MA 01028 ° FAX 413/525-6405 ° TEL. 413/525-2332

QC SUMMARY REPORT

SAMPLE QC: Sample Results with Duplicates
Sample Matrix Spikes and Matrix Spike Duplicates

BATCH QC: Lab fortified Blanks and Duplicates
Standard Reference Materials and Duplicates
Method Blanks

Report Date: 11/12/2008 Lims Bat # : LIMT-21154

QC Batch Number: BATCH-15489

Sample Id	Analysis	QC Analysis	Values	Units	Limits
08B45006					
	Thallium	Matrix Spike % Rec.	98.45	%	75-125
	Vanadium	Sample Amount	<25.0	ug/L	
		Matrix Spk Amt Added	500.00	ug/L	
		MS Amt Measured	531.00	ug/L	
		Matrix Spike % Rec.	106.20	%	75-125
BLANK-126305					
	Silver	Blank	<2.50	ug/L	
	Arsenic	Blank	<2.00	ug/L	
	Barium	Blank	<250.	ug/L	
	Beryllium	Blank	<2.00	ug/L	
	Cadmium	Blank	<2.50	ug/L	
	Chromium	Blank	<50.0	ug/L	
	Copper	Blank	<25.0	ug/L	
	Nickel	Blank	<25.0	ug/L	
	Lead	Blank	<5.00	ug/L	
	Antimony	Blank	<5.00	ug/L	
	Selenium	Blank	<25.0	ug/L	
	Thallium	Blank	<1.00	ug/L	
	Vanadium	Blank	<25.0	ug/L	
	Zinc	Blank	<100.	ug/L	
LFBLANK-88189					
	Silver	Lab Fort Blank Amt.	500.00	ug/L	
		Lab Fort Blk. Found	516.39	ug/L	
		Lab Fort Blk. % Rec.	103.27	%	80-120
	Arsenic	Lab Fort Blank Amt.	500.00	ug/L	
		Lab Fort Blk. Found	501.58	ug/L	
		Lab Fort Blk. % Rec.	100.31	%	80-120
	Barium	Lab Fort Blank Amt.	500.00	ug/L	
		Lab Fort Blk. Found	474.60	ug/L	
		Lab Fort Blk. % Rec.	94.92	%	80-120
	Beryllium	Lab Fort Blank Amt.	500.00	ug/L	
		Lab Fort Blk. Found	448.41	ug/L	
		Lab Fort Blk. % Rec.	89.68	%	80-120
	Cadmium	Lab Fort Blank Amt.	500.00	ug/L	
		Lab Fort Blk. Found	471.35	ug/L	
		Lab Fort Blk. % Rec.	94.27	%	80-120
	Chromium	Lab Fort Blank Amt.	500.00	ug/L	
		Lab Fort Blk. Found	495.57	ug/L	
		Lab Fort Blk. % Rec.	99.11	%	80-120
	Copper	Lab Fort Blank Amt.	500.00	ug/L	
		Lab Fort Blk. Found	489.17	ug/L	
		Lab Fort Blk. % Rec.	97.83	%	80-120
	Nickel	Lab Fort Blank Amt.	500.00	ug/L	

con-test® ANALYTICAL LABORATORY

39 Spruce Street ° East Longmeadow, MA 01028 ° FAX 413/525-6405 ° TEL. 413/525-2332

QC SUMMARY REPORT

SAMPLE QC: Sample Results with Duplicates
Sample Matrix Spikes and Matrix Spike Duplicates

BATCH QC: Lab fortified Blanks and Duplicates
Standard Reference Materials and Duplicates
Method Blanks

Report Date: 11/12/2008 Lims Bat # : LIMT-21154

QC Batch Number: BATCH-15489

Sample Id	Analysis	QC Analysis	Values	Units	Limits
LFBLANK-88189					
	Nickel	Lab Fort Blk. Found	481.89	ug/L	
		Lab Fort Blk. % Rec.	96.37	%	80-120
	Lead	Lab Fort Blank Amt.	500.00	ug/L	
		Lab Fort Blk. Found	507.63	ug/L	
		Lab Fort Blk. % Rec.	101.52	%	80-120
	Antimony	Lab Fort Blank Amt.	500.00	ug/L	
		Lab Fort Blk. Found	487.27	ug/L	
		Lab Fort Blk. % Rec.	97.45	%	80-120
	Selenium	Lab Fort Blank Amt.	500.00	ug/L	
		Lab Fort Blk. Found	468.45	ug/L	
		Lab Fort Blk. % Rec.	93.69	%	80-120
	Thallium	Lab Fort Blank Amt.	500.00	ug/L	
		Lab Fort Blk. Found	432.43	ug/L	
		Lab Fort Blk. % Rec.	86.48	%	80-120
	Vanadium	Lab Fort Blank Amt.	500.00	ug/L	
		Lab Fort Blk. Found	496.33	ug/L	
		Lab Fort Blk. % Rec.	99.26	%	80-120
	Zinc	Lab Fort Blank Amt.	500.00	ug/L	
		Lab Fort Blk. Found	495.00	ug/L	
		Lab Fort Blk. % Rec.	99.00	%	80-120

con-test® ANALYTICAL LABORATORY

39 Spruce Street ° East Longmeadow, MA 01028 ° FAX 413/525-6405 ° TEL. 413/525-2332

QC SUMMARY REPORT

SAMPLE QC: Sample Results with Duplicates
Sample Matrix Spikes and Matrix Spike Duplicates

BATCH QC: Lab fortified Blanks and Duplicates
Standard Reference Materials and Duplicates
Method Blanks

Report Date: 11/12/2008 Lims Bat # : LIMT-21154

QC Batch Number: GC/ECD-11901

Sample Id	Analysis	QC Analysis	Values	Units	Limits
08B45000					
	Decachlorobiphenyl	Surrogate Recovery	30.2	%	30-150
	Tetrachloro-m-Xylene	Surrogate Recovery	32.9	%	30-150
BLANK-126301					
	PCB-1232	Blank	<0.100	mg/kg dry wt	
	PCB-1242	Blank	<0.100	mg/kg dry wt	
	PCB-1254	Blank	<0.100	mg/kg dry wt	
	PCB-1260	Blank	<0.100	mg/kg dry wt	
	PCB-1248	Blank	<0.100	mg/kg dry wt	
	PCB-1221	Blank	<0.100	mg/kg dry wt	
	PCB 1016	Blank	<0.100	mg/kg dry wt	
	PCB 1262	Blank	<0.100	mg/kg dry wt	
	PCB 1268	Blank	<0.100	mg/kg dry wt	
LFBLANK-88188					
	PCB-1260	Lab Fort Blank Amt.	0.200	mg/kg dry wt	
		Lab Fort Blk. Found	0.160	mg/kg dry wt	
		Lab Fort Blk. % Rec.	80.225	%	40-140
		Dup Lab Fort Bl Amt.	0.200	mg/kg dry wt	
		Dup Lab Fort Bl. Fnd	0.182	mg/kg dry wt	
		Dup Lab Fort Bl %Rec	91.200	%	
		Lab Fort Blank Range	10.975	units	
		Lab Fort Bl. Av. Rec	85.712	%	
		LFB Duplicate RPD	12.804	%	0-30
	PCB 1016	Lab Fort Blank Amt.	0.200	mg/kg dry wt	
		Lab Fort Blk. Found	0.146	mg/kg dry wt	
		Lab Fort Blk. % Rec.	73.375	%	40-140
		Dup Lab Fort Bl Amt.	0.200	mg/kg dry wt	
		Dup Lab Fort Bl. Fnd	0.182	mg/kg dry wt	
		Dup Lab Fort Bl %Rec	91.225	%	
		Lab Fort Blank Range	17.850	units	
		Lab Fort Bl. Av. Rec	82.300	%	
		LFB Duplicate RPD	21.688	%	0-30

con-test® ANALYTICAL LABORATORY

39 Spruce Street ° East Longmeadow, MA 01028 ° FAX 413/525-6405 ° TEL. 413/525-2332

QC SUMMARY REPORT

SAMPLE QC: Sample Results with Duplicates
Sample Matrix Spikes and Matrix Spike Duplicates

BATCH QC: Lab fortified Blanks and Duplicates
Standard Reference Materials and Duplicates
Method Blanks

Report Date: 11/12/2008 Lims Bat # : LIMT-21154

QC Batch Number: GCMS/SEMI-11643

Sample Id	Analysis	QC Analysis	Values	Units	Limits
08B45003					
	Phenol-d6	Surrogate Recovery	31.6	%	15-110
	Nitrobenzene-d5	Surrogate Recovery	68.1	%	30-130
	2-Fluorobiphenyl	Surrogate Recovery	67.2	%	30-130
	2,4,6-Tribromophenol	Surrogate Recovery	59.5	%	15-110
	Terphenyl-d14	Surrogate Recovery	74.9	%	30-130
	2-Fluorophenol	Surrogate Recovery	42.7	%	15-110
BLANK-126265					
	1,4-Dichlorobenzene	Blank	<5.00	ug/l	
	Naphthalene	Blank	<1.00	ug/l	
	1,2-Dichlorobenzene	Blank	<5.00	ug/l	
	1,3-Dichlorobenzene	Blank	<5.00	ug/l	
	Acenaphthene	Blank	<0.30	ug/l	
	Acenaphthylene	Blank	<0.30	ug/l	
	Aniline	Blank	<5.00	ug/l	
	Anthracene	Blank	<0.20	ug/l	
	Benzo(a)anthracene	Blank	<0.050	ug/l	
	Benzo(a)pyrene	Blank	<0.100	ug/l	
	Benzo(b)fluoranthene	Blank	<0.050	ug/l	
	Benzo(g,h,i)perylene	Blank	<0.500	ug/l	
	Benzoic Acid	Blank	<30.0	ug/l	
	Bis(2-chloroethyl)ether	Blank	<10.0	ug/l	
	Bis(2-chloroethoxy)methane	Blank	<10.0	ug/l	
	Bis(2-chloroisopropyl)ether	Blank	<10.0	ug/l	
	Bis(2-ethylhexyl)phthalate	Blank	3.55	ug/l	
	4-Bromophenyl phenyl ether	Blank	<10.0	ug/l	
	Butylbenzylphthalate	Blank	<20.0	ug/l	
	4-Chloroaniline	Blank	<20.0	ug/l	
	2-Chloronaphthalene	Blank	<10.0	ug/l	
	4-Chlorophenylphenyl ether	Blank	<10.0	ug/l	
	Chrysene	Blank	<0.20	ug/l	
	Dibenz(a,h)anthracene	Blank	<0.200	ug/l	
	Dibenzofuran	Blank	<10.0	ug/l	
	3,3-Dichlorobenzidine	Blank	<10.0	ug/l	
	Diethylphthalate	Blank	<10.0	ug/l	
	Dimethylphthalate	Blank	<20.0	ug/l	
	Di-n-butylphthalate	Blank	<10.0	ug/l	
	2,4-Dinitrotoluene	Blank	<10.0	ug/l	
	2,6-Dinitrotoluene	Blank	<10.0	ug/l	
	1,2-Diphenylhydrazine (as Azobenzene)	Blank	<10.0	ug/l	
	Di-n-octylphthalate	Blank	<20.0	ug/l	
	Fluoranthene	Blank	<0.50	ug/l	
	Fluorene	Blank	<1.00	ug/l	
	Hexachlorobenzene	Blank	<0.05	ug/l	

con-test ANALYTICAL LABORATORY

39 Spruce Street ° East Longmeadow, MA 01028 ° FAX 413/525-6405 ° TEL. 413/525-2332

QC SUMMARY REPORT

SAMPLE QC: Sample Results with Duplicates
Sample Matrix Spikes and Matrix Spike Duplicates

BATCH QC: Lab fortified Blanks and Duplicates
Standard Reference Materials and Duplicates
Method Blanks

Report Date: 11/12/2008 Lims Bat # : LIMT-21154

QC Batch Number: GCMS/SEMI-11643

Sample Id	Analysis	QC Analysis	Values	Units	Limits
BLANK-126265					
	Hexachlorobutadiene	Blank	<0.20	ug/l	
	Hexachlorocyclopentadiene	Blank	<20.0	ug/l	
	Hexachloroethane	Blank	<1.00	ug/l	
	Indeno(1,2,3-cd)pyrene	Blank	<0.200	ug/l	
	Isophorone	Blank	<10.0	ug/l	
	2-Methylnaphthalene	Blank	<1.00	ug/l	
	2-Nitroaniline	Blank	<10.0	ug/l	
	3-Nitroaniline	Blank	<10.0	ug/l	
	Nitrobenzene	Blank	<10.0	ug/l	
	N-Nitroso-di-n-propylamine	Blank	<10.0	ug/l	
	N-Nitrosodiphenylamine	Blank	<10.0	ug/l	
	Phenanthrene	Blank	<0.05	ug/l	
	Pyrene	Blank	<1.00	ug/l	
	1,2,4-Trichlorobenzene	Blank	<5.00	ug/l	
	4-Chloro-3-methylphenol	Blank	<20.0	ug/l	
	2-Chlorophenol	Blank	<10.0	ug/l	
	2,4-Dichlorophenol	Blank	<10.0	ug/l	
	2,4-Dimethylphenol	Blank	<40.0	ug/l	
	4,6-Dinitro-2-methylphenol	Blank	<10.0	ug/l	
	2,4-Dinitrophenol	Blank	<20.0	ug/l	
	o-cresol	Blank	<10.0	ug/l	
	m & p-Cresol(s)	Blank	<20.0	ug/l	
	2-Nitrophenol	Blank	<10.0	ug/l	
	4-Nitrophenol	Blank	<20.0	ug/l	
	Phenol	Blank	<10.0	ug/l	
	2,4,5-Trichlorophenol	Blank	<10.0	ug/l	
	2,4,6-Trichlorophenol	Blank	<10.0	ug/l	
	Pentachlorophenol	Blank	<1.00	ug/l	
	Pyridine	Blank	<5.0	ug/l	
	Benzo(k)fluoranthene	Blank	<0.200	ug/l	
	4-Nitroaniline	Blank	<10.0	ug/l	
	Acetophenone	Blank	<10.0	ug/l	
	Carbazole	Blank	<5.00	ug/l	
	Pentachloronitribenzene	Blank	<10.0	ug/l	
	1,2,4,5-Tetrachlorobenzene	Blank	<10.0	ug/l	
LFBLANK-88150					
	1,4-Dichlorobenzene	Lab Fort Blank Amt.	100.00	ug/l	
		Lab Fort Blk. Found	34.84	ug/l	
		Lab Fort Blk. % Rec.	34.84	%	40-140
	Naphthalene	Lab Fort Blank Amt.	100.00	ug/l	
		Lab Fort Blk. Found	45.25	ug/l	
		Lab Fort Blk. % Rec.	45.25	%	40-140
	1,2-Dichlorobenzene	Lab Fort Blank Amt.	100.00	ug/l	

con-test ANALYTICAL LABORATORY

39 Spruce Street ° East Longmeadow, MA 01028 ° FAX 413/525-6405 ° TEL. 413/525-2332

QC SUMMARY REPORT

SAMPLE QC: Sample Results with Duplicates
Sample Matrix Spikes and Matrix Spike Duplicates

BATCH QC: Lab fortified Blanks and Duplicates
Standard Reference Materials and Duplicates
Method Blanks

Report Date: 11/12/2008 Lims Bat # : LIMT-21154

QC Batch Number: GCMS/SEMI-11643

Sample Id	Analysis	QC Analysis	Values	Units	Limits
LFBLANK-88150					
	1,2-Dichlorobenzene	Lab Fort Blk. Found	34.97	ug/l	
		Lab Fort Blk. % Rec.	34.97	%	40-140
	1,3-Dichlorobenzene	Lab Fort Blank Amt.	100.00	ug/l	
		Lab Fort Blk. Found	32.86	ug/l	
		Lab Fort Blk. % Rec.	32.86	%	40-140
	Acenaphthene	Lab Fort Blank Amt.	100.00	ug/l	
		Lab Fort Blk. Found	60.21	ug/l	
		Lab Fort Blk. % Rec.	60.21	%	40-140
	Acenaphthylene	Lab Fort Blank Amt.	100.00	ug/l	
		Lab Fort Blk. Found	60.97	ug/l	
		Lab Fort Blk. % Rec.	60.97	%	40-140
	Aniline	Lab Fort Blank Amt.	100.00	ug/l	
		Lab Fort Blk. Found	61.17	ug/l	
		Lab Fort Blk. % Rec.	61.17	%	40-140
	Anthracene	Lab Fort Blank Amt.	100.00	ug/l	
		Lab Fort Blk. Found	63.48	ug/l	
		Lab Fort Blk. % Rec.	63.48	%	40-140
	Benzo(a)anthracene	Lab Fort Blank Amt.	100.000	ug/l	
		Lab Fort Blk. Found	72.180	ug/l	
		Lab Fort Blk. % Rec.	72.180	%	40-140
	Benzo(a)pyrene	Lab Fort Blank Amt.	100.000	ug/l	
		Lab Fort Blk. Found	76.310	ug/l	
		Lab Fort Blk. % Rec.	76.310	%	40-140
	Benzo(b)fluoranthene	Lab Fort Blank Amt.	100.000	ug/l	
		Lab Fort Blk. Found	79.700	ug/l	
		Lab Fort Blk. % Rec.	79.700	%	40-140
	Benzo(g,h,i)perylene	Lab Fort Blank Amt.	100.000	ug/l	
		Lab Fort Blk. Found	76.140	ug/l	
		Lab Fort Blk. % Rec.	76.140	%	40-140
	Benzoic Acid	Lab Fort Blank Amt.	100.00	ug/l	
		Lab Fort Blk. Found	9.61	ug/l	
		Lab Fort Blk. % Rec.	9.61	%	10-130
	Bis(2-chloroethyl)ether	Lab Fort Blank Amt.	100.00	ug/l	
		Lab Fort Blk. Found	75.63	ug/l	
		Lab Fort Blk. % Rec.	75.63	%	40-140
	Bis(2-chloroethoxy)methane	Lab Fort Blank Amt.	100.00	ug/l	
		Lab Fort Blk. Found	70.38	ug/l	
		Lab Fort Blk. % Rec.	70.38	%	40-140
	Bis(2-chloroisopropyl)ether	Lab Fort Blank Amt.	100.00	ug/l	
		Lab Fort Blk. Found	48.32	ug/l	
		Lab Fort Blk. % Rec.	48.32	%	40-140
	Bis(2-ethylhexyl)phthalate	Lab Fort Blank Amt.	100.00	ug/l	
		Lab Fort Blk. Found	71.48	ug/l	

con-test ANALYTICAL LABORATORY

39 Spruce Street ° East Longmeadow, MA 01028 ° FAX 413/525-6405 ° TEL. 413/525-2332

QC SUMMARY REPORT

SAMPLE QC: Sample Results with Duplicates
Sample Matrix Spikes and Matrix Spike Duplicates

BATCH QC: Lab fortified Blanks and Duplicates
Standard Reference Materials and Duplicates
Method Blanks

Report Date: 11/12/2008 Lims Bat # : LIMT-21154

QC Batch Number: GCMS/SEMI-11643

Sample Id	Analysis	QC Analysis	Values	Units	Limits
LFBLANK-88150					
	Bis(2-ethylhexyl)phthalate	Lab Fort Blk. % Rec.	71.48	%	40-140
	4-Bromophenyl phenyl ether	Lab Fort Blank Amt.	100.00	ug/l	
		Lab Fort Blk. Found	70.56	ug/l	
		Lab Fort Blk. % Rec.	70.56	%	40-140
	Butylbenzylphthalate	Lab Fort Blank Amt.	100.00	ug/l	
		Lab Fort Blk. Found	65.61	ug/l	
		Lab Fort Blk. % Rec.	65.61	%	40-140
	4-Chloroaniline	Lab Fort Blank Amt.	100.00	ug/l	
		Lab Fort Blk. Found	73.52	ug/l	
		Lab Fort Blk. % Rec.	73.52	%	40-140
	2-Chloronaphthalene	Lab Fort Blank Amt.	100.00	ug/l	
		Lab Fort Blk. Found	51.71	ug/l	
		Lab Fort Blk. % Rec.	51.71	%	40-140
	4-Chlorophenylphenyl ether	Lab Fort Blank Amt.	100.00	ug/l	
		Lab Fort Blk. Found	68.00	ug/l	
		Lab Fort Blk. % Rec.	68.00	%	40-140
	Chrysene	Lab Fort Blank Amt.	100.00	ug/l	
		Lab Fort Blk. Found	75.87	ug/l	
		Lab Fort Blk. % Rec.	75.87	%	40-140
	Dibenz(a,h)anthracene	Lab Fort Blank Amt.	100.000	ug/l	
		Lab Fort Blk. Found	82.980	ug/l	
		Lab Fort Blk. % Rec.	82.980	%	40-140
	Dibenzofuran	Lab Fort Blank Amt.	100.00	ug/l	
		Lab Fort Blk. Found	66.52	ug/l	
		Lab Fort Blk. % Rec.	66.52	%	40-140
	3,3-Dichlorobenzidine	Lab Fort Blank Amt.	100.00	ug/l	
		Lab Fort Blk. Found	85.52	ug/l	
		Lab Fort Blk. % Rec.	85.52	%	40-140
	Diethylphthalate	Lab Fort Blank Amt.	100.00	ug/l	
		Lab Fort Blk. Found	69.69	ug/l	
		Lab Fort Blk. % Rec.	69.69	%	40-140
	Dimethylphthalate	Lab Fort Blank Amt.	100.00	ug/l	
		Lab Fort Blk. Found	74.84	ug/l	
		Lab Fort Blk. % Rec.	74.84	%	40-140
	Di-n-butylphthalate	Lab Fort Blank Amt.	100.00	ug/l	
		Lab Fort Blk. Found	64.16	ug/l	
		Lab Fort Blk. % Rec.	64.16	%	40-140
	2,4-Dinitrotoluene	Lab Fort Blank Amt.	100.00	ug/l	
		Lab Fort Blk. Found	75.55	ug/l	
		Lab Fort Blk. % Rec.	75.55	%	40-140
	2,6-Dinitrotoluene	Lab Fort Blank Amt.	100.00	ug/l	
		Lab Fort Blk. Found	75.87	ug/l	
		Lab Fort Blk. % Rec.	75.87	%	40-140

con-test ANALYTICAL LABORATORY

39 Spruce Street ° East Longmeadow, MA 01028 ° FAX 413/525-6405 ° TEL. 413/525-2332

QC SUMMARY REPORT

SAMPLE QC: Sample Results with Duplicates
Sample Matrix Spikes and Matrix Spike Duplicates

BATCH QC: Lab fortified Blanks and Duplicates
Standard Reference Materials and Duplicates
Method Blanks

Report Date: 11/12/2008 Lims Bat # : LIMT-21154

QC Batch Number: GCMS/SEMI-11643

Sample Id	Analysis	QC Analysis	Values	Units	Limits
LFBLANK-88150					
	1,2-Diphenylhydrazine (as Azobenzene)	Lab Fort Blank Amt.	100.00	ug/l	
		Lab Fort Blk. Found	74.22	ug/l	
		Lab Fort Blk. % Rec.	74.22	%	40-140
	Di-n-octylphthalate	Lab Fort Blank Amt.	100.00	ug/l	
		Lab Fort Blk. Found	72.95	ug/l	
		Lab Fort Blk. % Rec.	72.95	%	40-140
	Fluoranthene	Lab Fort Blank Amt.	100.00	ug/l	
		Lab Fort Blk. Found	65.47	ug/l	
		Lab Fort Blk. % Rec.	65.47	%	40-140
	Fluorene	Lab Fort Blank Amt.	100.00	ug/l	
		Lab Fort Blk. Found	62.13	ug/l	
		Lab Fort Blk. % Rec.	62.13	%	40-140
	Hexachlorobenzene	Lab Fort Blank Amt.	100.00	ug/l	
		Lab Fort Blk. Found	69.06	ug/l	
		Lab Fort Blk. % Rec.	69.06	%	40-140
	Hexachlorobutadiene	Lab Fort Blank Amt.	100.00	ug/l	
		Lab Fort Blk. Found	34.15	ug/l	
		Lab Fort Blk. % Rec.	34.15	%	40-140
	Hexachlorocyclopentadiene	Lab Fort Blank Amt.	100.00	ug/l	
		Lab Fort Blk. Found	53.71	ug/l	
		Lab Fort Blk. % Rec.	53.71	%	30-140
	Hexachloroethane	Lab Fort Blank Amt.	100.00	ug/l	
		Lab Fort Blk. Found	29.43	ug/l	
		Lab Fort Blk. % Rec.	29.43	%	40-140
	Indeno(1,2,3-cd)pyrene	Lab Fort Blank Amt.	100.000	ug/l	
		Lab Fort Blk. Found	84.720	ug/l	
		Lab Fort Blk. % Rec.	84.720	%	40-140
	Isophorone	Lab Fort Blank Amt.	100.00	ug/l	
		Lab Fort Blk. Found	73.50	ug/l	
		Lab Fort Blk. % Rec.	73.50	%	40-140
	2-Methylnaphthalene	Lab Fort Blank Amt.	100.00	ug/l	
		Lab Fort Blk. Found	52.99	ug/l	
		Lab Fort Blk. % Rec.	52.99	%	40-140
	2-Nitroaniline	Lab Fort Blank Amt.	100.00	ug/l	
		Lab Fort Blk. Found	74.58	ug/l	
		Lab Fort Blk. % Rec.	74.58	%	40-140
	3-Nitroaniline	Lab Fort Blank Amt.	100.00	ug/l	
		Lab Fort Blk. Found	67.39	ug/l	
		Lab Fort Blk. % Rec.	67.39	%	40-140
	Nitrobenzene	Lab Fort Blank Amt.	100.00	ug/l	
		Lab Fort Blk. Found	64.88	ug/l	
		Lab Fort Blk. % Rec.	64.88	%	40-140
	N-Nitroso-di-n-propylamine	Lab Fort Blank Amt.	100.00	ug/l	

con-test® ANALYTICAL LABORATORY

39 Spruce Street ° East Longmeadow, MA 01028 ° FAX 413/525-6405 ° TEL. 413/525-2332

QC SUMMARY REPORT

SAMPLE QC: Sample Results with Duplicates
Sample Matrix Spikes and Matrix Spike Duplicates

BATCH QC: Lab fortified Blanks and Duplicates
Standard Reference Materials and Duplicates
Method Blanks

Report Date: 11/12/2008 Lims Bat # : LIMT-21154

QC Batch Number: GCMS/SEMI-11643

Sample Id	Analysis	QC Analysis	Values	Units	Limits
LFBLANK-88150					
	N-Nitroso-di-n-propylamine	Lab Fort Blk. Found	76.93	ug/l	
		Lab Fort Blk. % Rec.	76.93	%	40-140
	N-Nitrosodiphenylamine	Lab Fort Blank Amt.	100.00	ug/l	
		Lab Fort Blk. Found	82.96	ug/l	
		Lab Fort Blk. % Rec.	82.96	%	40-140
	Phenanthrene	Lab Fort Blank Amt.	100.00	ug/l	
		Lab Fort Blk. Found	63.30	ug/l	
		Lab Fort Blk. % Rec.	63.30	%	40-140
	Pyrene	Lab Fort Blank Amt.	100.00	ug/l	
		Lab Fort Blk. Found	71.16	ug/l	
		Lab Fort Blk. % Rec.	71.16	%	40-140
	1,2,4-Trichlorobenzene	Lab Fort Blank Amt.	100.00	ug/l	
		Lab Fort Blk. Found	43.12	ug/l	
		Lab Fort Blk. % Rec.	43.12	%	40-140
	4-Chloro-3-methylphenol	Lab Fort Blank Amt.	100.00	ug/l	
		Lab Fort Blk. Found	65.45	ug/l	
		Lab Fort Blk. % Rec.	65.45	%	30-130
	2-Chlorophenol	Lab Fort Blank Amt.	100.00	ug/l	
		Lab Fort Blk. Found	58.34	ug/l	
		Lab Fort Blk. % Rec.	58.34	%	30-130
	2,4-Dichlorophenol	Lab Fort Blank Amt.	100.00	ug/l	
		Lab Fort Blk. Found	66.12	ug/l	
		Lab Fort Blk. % Rec.	66.12	%	30-130
	2,4-Dimethylphenol	Lab Fort Blank Amt.	100.00	ug/l	
		Lab Fort Blk. Found	61.55	ug/l	
		Lab Fort Blk. % Rec.	61.55	%	30-130
	4,6-Dinitro-2-methylphenol	Lab Fort Blank Amt.	100.00	ug/l	
		Lab Fort Blk. Found	73.72	ug/l	
		Lab Fort Blk. % Rec.	73.72	%	30-130
	2,4-Dinitrophenol	Lab Fort Blank Amt.	100.00	ug/l	
		Lab Fort Blk. Found	71.55	ug/l	
		Lab Fort Blk. % Rec.	71.55	%	30-130
	o-cresol	Lab Fort Blank Amt.	100.00	ug/l	
		Lab Fort Blk. Found	52.92	ug/l	
		Lab Fort Blk. % Rec.	52.92	%	30-130
	m & p-Cresol(s)	Lab Fort Blank Amt.	100.00	ug/l	
		Lab Fort Blk. Found	60.07	ug/l	
		Lab Fort Blk. % Rec.	60.07	%	30-130
	2-Nitrophenol	Lab Fort Blank Amt.	100.00	ug/l	
		Lab Fort Blk. Found	65.65	ug/l	
		Lab Fort Blk. % Rec.	65.65	%	30-130
	4-Nitrophenol	Lab Fort Blank Amt.	100.00	ug/l	
		Lab Fort Blk. Found	23.32	ug/l	

con-test® ANALYTICAL LABORATORY

39 Spruce Street ° East Longmeadow, MA 01028 ° FAX 413/525-6405 ° TEL. 413/525-2332

QC SUMMARY REPORT

SAMPLE QC: Sample Results with Duplicates
Sample Matrix Spikes and Matrix Spike Duplicates

BATCH QC: Lab fortified Blanks and Duplicates
Standard Reference Materials and Duplicates
Method Blanks

Report Date: 11/12/2008 Lims Bat # : LIMT-21154

QC Batch Number: GCMS/SEMI-11643

Sample Id	Analysis	QC Analysis	Values	Units	Limits
LFBLANK-88150					
	4-Nitrophenol	Lab Fort Blk. % Rec.	23.32	%	10-130
	Phenol	Lab Fort Blank Amt.	100.00	ug/l	
		Lab Fort Blk. Found	30.28	ug/l	
		Lab Fort Blk. % Rec.	30.28	%	20-130
	2,4,5-Trichlorophenol	Lab Fort Blank Amt.	100.00	ug/l	
		Lab Fort Blk. Found	76.47	ug/l	
		Lab Fort Blk. % Rec.	76.47	%	30-130
	2,4,6-Trichlorophenol	Lab Fort Blank Amt.	100.00	ug/l	
		Lab Fort Blk. Found	67.84	ug/l	
		Lab Fort Blk. % Rec.	67.84	%	30-130
	Pentachlorophenol	Lab Fort Blank Amt.	100.00	ug/l	
		Lab Fort Blk. Found	68.81	ug/l	
		Lab Fort Blk. % Rec.	68.81	%	30-130
	Pyridine	Lab Fort Blank Amt.	100.0	ug/l	
		Lab Fort Blk. Found	37.7	ug/l	
		Lab Fort Blk. % Rec.	37.7	%	10-140
	Benzo(k)fluoranthene	Lab Fort Blank Amt.	100.000	ug/l	
		Lab Fort Blk. Found	68.520	ug/l	
		Lab Fort Blk. % Rec.	68.520	%	40-140
	4-Nitroaniline	Lab Fort Blank Amt.	100.00	ug/l	
		Lab Fort Blk. Found	73.01	ug/l	
		Lab Fort Blk. % Rec.	73.01	%	40-140
	Carbazole	Lab Fort Blank Amt.	100.00	ug/l	
		Lab Fort Blk. Found	69.34	ug/l	
		Lab Fort Blk. % Rec.	69.34	%	40-140

con-test ANALYTICAL LABORATORY

39 Spruce Street ° East Longmeadow, MA 01028 ° FAX 413/525-6405 ° TEL. 413/525-2332

QC SUMMARY REPORT

SAMPLE QC: Sample Results with Duplicates
Sample Matrix Spikes and Matrix Spike Duplicates

BATCH QC: Lab fortified Blanks and Duplicates
Standard Reference Materials and Duplicates
Method Blanks

Report Date: 11/12/2008 Lims Bat # : LIMT-21154

QC Batch Number: GCMS/SEMI-11646

Sample Id	Analysis	QC Analysis	Values	Units	Limits
08B45001					
	1,4-Dichlorobenzene	Sample Amount	<5.00	ug/l	
		Matrix Spk Amt Added	200.00	ug/l	
		MS Amt Measured	95.98	ug/l	
		Matrix Spike % Rec.	47.99	%	40-140
		MSD Amount Added	200.00	ug/l	
		MSD Amt Measured	95.96	ug/l	
		MSD % Recovery	47.98	%	
		MSD Range	0.00	units	
		MS Duplicate RPD	0.02	%	0-20
	Naphthalene	Sample Amount	<1.00	ug/l	
		Matrix Spk Amt Added	200.00	ug/l	
		MS Amt Measured	108.58	ug/l	
		Matrix Spike % Rec.	54.29	%	40-140
		MSD Amount Added	200.00	ug/l	
		MSD Amt Measured	112.48	ug/l	
		MSD % Recovery	56.24	%	
		MSD Range	1.95	units	
		MS Duplicate RPD	3.52	%	0-20
	1,2-Dichlorobenzene	Sample Amount	<5.00	ug/l	
		Matrix Spk Amt Added	200.00	ug/l	
		MS Amt Measured	96.40	ug/l	
		Matrix Spike % Rec.	48.20	%	40-140
		MSD Amount Added	200.00	ug/l	
		MSD Amt Measured	95.42	ug/l	
		MSD % Recovery	47.71	%	
		MSD Range	0.49	units	
		MS Duplicate RPD	1.02	%	0-20
	1,3-Dichlorobenzene	Sample Amount	<5.00	ug/l	
		Matrix Spk Amt Added	200.00	ug/l	
		MS Amt Measured	91.56	ug/l	
		Matrix Spike % Rec.	45.78	%	40-140
		MSD Amount Added	200.00	ug/l	
		MSD Amt Measured	91.30	ug/l	
		MSD % Recovery	45.65	%	
		MSD Range	0.13	units	
		MS Duplicate RPD	0.28	%	0-20
	Acenaphthene	Sample Amount	<0.30	ug/l	
		Matrix Spk Amt Added	200.00	ug/l	
		MS Amt Measured	118.36	ug/l	
		Matrix Spike % Rec.	59.18	%	40-140
		MSD Amount Added	200.00	ug/l	
		MSD Amt Measured	127.48	ug/l	
		MSD % Recovery	63.74	%	

con-test ANALYTICAL LABORATORY

39 Spruce Street ° East Longmeadow, MA 01028 ° FAX 413/525-6405 ° TEL. 413/525-2332

QC SUMMARY REPORT

SAMPLE QC: Sample Results with Duplicates
Sample Matrix Spikes and Matrix Spike Duplicates

BATCH QC: Lab fortified Blanks and Duplicates
Standard Reference Materials and Duplicates
Method Blanks

Report Date: 11/12/2008 Lims Bat # : LIMT-21154

QC Batch Number: GCMS/SEMI-11646

Sample Id	Analysis	QC Analysis	Values	Units	Limits
08B45001					
	Acenaphthene	MSD Range	4.56	units	
		MS Duplicate RPD	7.41	%	0-20
	Acenaphthylene	Sample Amount	<0.30	ug/l	
		Matrix Spk Amt Added	200.00	ug/l	
		MS Amt Measured	118.86	ug/l	
		Matrix Spike % Rec.	59.43	%	40-140
		MSD Amount Added	200.00	ug/l	
		MSD Amt Measured	128.32	ug/l	
		MSD % Recovery	64.16	%	
		MSD Range	4.73	units	
		MS Duplicate RPD	7.65	%	0-20
	Aniline	Sample Amount	<5.00	ug/l	
		Matrix Spk Amt Added	200.00	ug/l	
		MS Amt Measured	98.64	ug/l	
		Matrix Spike % Rec.	49.32	%	40-140
		MSD Amount Added	200.00	ug/l	
		MSD Amt Measured	120.66	ug/l	
		MSD % Recovery	60.33	%	
		MSD Range	11.01	units	
		MS Duplicate RPD	20.08	%	0-20
	Anthracene	Sample Amount	<0.20	ug/l	
		Matrix Spk Amt Added	200.00	ug/l	
		MS Amt Measured	122.18	ug/l	
		Matrix Spike % Rec.	61.09	%	40-140
		MSD Amount Added	200.00	ug/l	
		MSD Amt Measured	133.38	ug/l	
		MSD % Recovery	66.69	%	
		MSD Range	5.59	units	
		MS Duplicate RPD	8.76	%	0-20
	Benzidine	Sample Amount	<70.0	ug/l	
		Matrix Spk Amt Added	200.00	ug/l	
		MS Amt Measured	70.70	ug/l	
		Matrix Spike % Rec.	35.35	%	
		MSD Amount Added	200.00	ug/l	
		MSD Amt Measured	93.16	ug/l	
		MSD % Recovery	46.58	%	
		MSD Range	11.23	units	
		MS Duplicate RPD	27.41	%	
	Benzo(a)anthracene	Sample Amount	<0.050	ug/l	
		Matrix Spk Amt Added	200.000	ug/l	
		MS Amt Measured	132.420	ug/l	
		Matrix Spike % Rec.	66.210	%	40-140
		MSD Amount Added	200.000	ug/l	

con-test ANALYTICAL LABORATORY

39 Spruce Street ° East Longmeadow, MA 01028 ° FAX 413/525-6405 ° TEL. 413/525-2332

QC SUMMARY REPORT

SAMPLE QC: Sample Results with Duplicates
Sample Matrix Spikes and Matrix Spike Duplicates

BATCH QC: Lab fortified Blanks and Duplicates
Standard Reference Materials and Duplicates
Method Blanks

Report Date: 11/12/2008 Lims Bat # : LIMT-21154

QC Batch Number: GCMS/SEMI-11646

Sample Id	Analysis	QC Analysis	Values	Units	Limits
08B45001					
	Benzo(a)anthracene	MSD Amt Measured	145.200	ug/l	
		MSD % Recovery	72.600	%	
		MSD Range	6.389	units	
		MS Duplicate RPD	9.206	%	0-20
	Benzo(a)pyrene	Sample Amount	<0.100	ug/l	
		Matrix Spk Amt Added	200.000	ug/l	
		MS Amt Measured	141.140	ug/l	
		Matrix Spike % Rec.	70.570	%	40-140
		MSD Amount Added	200.000	ug/l	
		MSD Amt Measured	154.180	ug/l	
		MSD % Recovery	77.090	%	
		MSD Range	6.519	units	
		MS Duplicate RPD	8.831	%	0-20
	Benzo(b)fluoranthene	Sample Amount	<0.050	ug/l	
		Matrix Spk Amt Added	200.000	ug/l	
		MS Amt Measured	135.080	ug/l	
		Matrix Spike % Rec.	67.540	%	40-140
		MSD Amount Added	200.000	ug/l	
		MSD Amt Measured	150.520	ug/l	
		MSD % Recovery	75.260	%	
		MSD Range	7.720	units	
		MS Duplicate RPD	10.812	%	0-20
	Benzo(g,h,i)perylene	Sample Amount	<0.500	ug/l	
		Matrix Spk Amt Added	200.000	ug/l	
		MS Amt Measured	152.920	ug/l	
		Matrix Spike % Rec.	76.460	%	40-140
		MSD Amount Added	200.000	ug/l	
		MSD Amt Measured	167.320	ug/l	
		MSD % Recovery	83.660	%	
		MSD Range	7.200	units	
		MS Duplicate RPD	8.993	%	0-20
	Benzoic Acid	Sample Amount	<30.0	ug/l	
		Matrix Spk Amt Added	200.00	ug/l	
		MS Amt Measured	19.73	ug/l	
		Matrix Spike % Rec.	9.86	%	30-130
		MSD Amount Added	200.00	ug/l	
		MSD Amt Measured	19.86	ug/l	
		MSD % Recovery	9.93	%	
		MSD Range	0.05	units	
		MS Duplicate RPD	0.60	%	0-20
	Bis(2-chloroethyl)ether	Sample Amount	<10.0	ug/l	
		Matrix Spk Amt Added	200.00	ug/l	
		MS Amt Measured	142.56	ug/l	

con-test ANALYTICAL LABORATORY

39 Spruce Street ° East Longmeadow, MA 01028 ° FAX 413/525-6405 ° TEL. 413/525-2332

QC SUMMARY REPORT

SAMPLE QC: Sample Results with Duplicates
Sample Matrix Spikes and Matrix Spike Duplicates

BATCH QC: Lab fortified Blanks and Duplicates
Standard Reference Materials and Duplicates
Method Blanks

Report Date: 11/12/2008 Lims Bat # : LIMT-21154

QC Batch Number: GCMS/SEMI-11646

Sample Id	Analysis	QC Analysis	Values	Units	Limits
08B45001					
	Bis(2-chloroethyl)ether	Matrix Spike % Rec.	71.28	%	40-140
		MSD Amount Added	200.00	ug/l	
		MSD Amt Measured	155.76	ug/l	
		MSD % Recovery	77.88	%	
		MSD Range	6.59	units	
		MS Duplicate RPD	8.84	%	0-20
	Bis(2-chloroethoxy)methane	Sample Amount	<10.0	ug/l	
		Matrix Spk Amt Added	200.00	ug/l	
		MS Amt Measured	134.56	ug/l	
		Matrix Spike % Rec.	67.28	%	40-140
		MSD Amount Added	200.00	ug/l	
		MSD Amt Measured	146.74	ug/l	
		MSD % Recovery	73.37	%	
		MSD Range	6.09	units	
		MS Duplicate RPD	8.65	%	0-20
	Bis(2-chloroisopropyl)ether	Sample Amount	<10.0	ug/l	
		Matrix Spk Amt Added	200.00	ug/l	
		MS Amt Measured	95.10	ug/l	
		Matrix Spike % Rec.	47.55	%	40-140
		MSD Amount Added	200.00	ug/l	
		MSD Amt Measured	101.32	ug/l	
		MSD % Recovery	50.66	%	
		MSD Range	3.11	units	
		MS Duplicate RPD	6.33	%	0-20
	Bis(2-ethylhexyl)phthalate	Sample Amount	<1.00	ug/l	
		Matrix Spk Amt Added	200.00	ug/l	
		MS Amt Measured	136.40	ug/l	
		Matrix Spike % Rec.	68.20	%	40-140
		MSD Amount Added	200.00	ug/l	
		MSD Amt Measured	147.00	ug/l	
		MSD % Recovery	73.50	%	
		MSD Range	5.29	units	
		MS Duplicate RPD	7.48	%	0-20
	4-Bromophenyl phenyl ether	Sample Amount	<10.0	ug/l	
		Matrix Spk Amt Added	200.00	ug/l	
		MS Amt Measured	139.38	ug/l	
		Matrix Spike % Rec.	69.69	%	40-140
		MSD Amount Added	200.00	ug/l	
		MSD Amt Measured	153.22	ug/l	
		MSD % Recovery	76.61	%	
		MSD Range	6.92	units	
		MS Duplicate RPD	9.46	%	0-20
	Butylbenzylphthalate	Sample Amount	<20.0	ug/l	

con-test ANALYTICAL LABORATORY

39 Spruce Street ° East Longmeadow, MA 01028 ° FAX 413/525-6405 ° TEL. 413/525-2332

QC SUMMARY REPORT

SAMPLE QC: Sample Results with Duplicates
Sample Matrix Spikes and Matrix Spike Duplicates

BATCH QC: Lab fortified Blanks and Duplicates
Standard Reference Materials and Duplicates
Method Blanks

Report Date: 11/12/2008 Lims Bat # : LIMT-21154

QC Batch Number: GCMS/SEMI-11646

Sample Id	Analysis	QC Analysis	Values	Units	Limits
08B45001					
	Butylbenzylphthalate	Matrix Spk Amt Added	200.00	ug/l	
		MS Amt Measured	133.08	ug/l	
		Matrix Spike % Rec.	66.54	%	40-140
		MSD Amount Added	200.00	ug/l	
		MSD Amt Measured	143.18	ug/l	
		MSD % Recovery	71.59	%	
		MSD Range	5.05	units	
		MS Duplicate RPD	7.31	%	0-20
	4-Chloroaniline	Sample Amount	<20.0	ug/l	
		Matrix Spk Amt Added	200.00	ug/l	
		MS Amt Measured	112.46	ug/l	
		Matrix Spike % Rec.	56.23	%	40-140
		MSD Amount Added	200.00	ug/l	
		MSD Amt Measured	135.58	ug/l	
		MSD % Recovery	67.79	%	
		MSD Range	11.56	units	
		MS Duplicate RPD	18.64	%	0-20
	2-Chloronaphthalene	Sample Amount	<10.0	ug/l	
		Matrix Spk Amt Added	200.00	ug/l	
		MS Amt Measured	110.74	ug/l	
		Matrix Spike % Rec.	55.37	%	40-140
		MSD Amount Added	200.00	ug/l	
		MSD Amt Measured	119.00	ug/l	
		MSD % Recovery	59.50	%	
		MSD Range	4.12	units	
		MS Duplicate RPD	7.19	%	0-20
	4-Chlorophenylphenyl ether	Sample Amount	<10.0	ug/l	
		Matrix Spk Amt Added	200.00	ug/l	
		MS Amt Measured	126.24	ug/l	
		Matrix Spike % Rec.	63.12	%	40-140
		MSD Amount Added	200.00	ug/l	
		MSD Amt Measured	138.08	ug/l	
		MSD % Recovery	69.04	%	
		MSD Range	5.91	units	
		MS Duplicate RPD	8.95	%	0-20
	Chrysene	Sample Amount	<0.20	ug/l	
		Matrix Spk Amt Added	200.00	ug/l	
		MS Amt Measured	137.82	ug/l	
		Matrix Spike % Rec.	68.91	%	40-140
		MSD Amount Added	200.00	ug/l	
		MSD Amt Measured	149.40	ug/l	
		MSD % Recovery	74.70	%	
		MSD Range	5.79	units	

con-test ANALYTICAL LABORATORY

39 Spruce Street ° East Longmeadow, MA 01028 ° FAX 413/525-6405 ° TEL. 413/525-2332

QC SUMMARY REPORT

SAMPLE QC: Sample Results with Duplicates
Sample Matrix Spikes and Matrix Spike Duplicates

BATCH QC: Lab fortified Blanks and Duplicates
Standard Reference Materials and Duplicates
Method Blanks

Report Date: 11/12/2008 Lims Bat # : LIMT-21154

QC Batch Number: GCMS/SEMI-11646

Sample Id	Analysis	QC Analysis	Values	Units	Limits
08B45001					
	Chrysene	MS Duplicate RPD	8.06	%	0-20
	Dibenz(a,h)anthracene	Sample Amount	<0.200	ug/l	
		Matrix Spk Amt Added	200.000	ug/l	
		MS Amt Measured	163.540	ug/l	
		Matrix Spike % Rec.	81.770	%	40-140
		MSD Amount Added	200.000	ug/l	
		MSD Amt Measured	179.480	ug/l	
		MSD % Recovery	89.740	%	
		MSD Range	7.969	units	
		MS Duplicate RPD	9.293	%	0-20
	Dibenzofuran	Sample Amount	<10.0	ug/l	
		Matrix Spk Amt Added	200.00	ug/l	
		MS Amt Measured	127.34	ug/l	
		Matrix Spike % Rec.	63.67	%	40-140
		MSD Amount Added	200.00	ug/l	
		MSD Amt Measured	137.82	ug/l	
		MSD % Recovery	68.91	%	
		MSD Range	5.23	units	
		MS Duplicate RPD	7.90	%	0-20
	3,3-Dichlorobenzidine	Sample Amount	<10.0	ug/l	
		Matrix Spk Amt Added	200.00	ug/l	
		MS Amt Measured	138.40	ug/l	
		Matrix Spike % Rec.	69.20	%	40-140
		MSD Amount Added	200.00	ug/l	
		MSD Amt Measured	159.06	ug/l	
		MSD % Recovery	79.53	%	
		MSD Range	10.33	units	
		MS Duplicate RPD	13.89	%	0-20
	Diethylphthalate	Sample Amount	<10.0	ug/l	
		Matrix Spk Amt Added	200.00	ug/l	
		MS Amt Measured	121.14	ug/l	
		Matrix Spike % Rec.	60.57	%	40-140
		MSD Amount Added	200.00	ug/l	
		MSD Amt Measured	132.96	ug/l	
		MSD % Recovery	66.48	%	
		MSD Range	5.90	units	
		MS Duplicate RPD	9.30	%	0-20
	Dimethylphthalate	Sample Amount	<20.0	ug/l	
		Matrix Spk Amt Added	200.00	ug/l	
		MS Amt Measured	133.40	ug/l	
		Matrix Spike % Rec.	66.70	%	40-140
		MSD Amount Added	200.00	ug/l	
		MSD Amt Measured	147.28	ug/l	

con-test ANALYTICAL LABORATORY

39 Spruce Street ° East Longmeadow, MA 01028 ° FAX 413/525-6405 ° TEL. 413/525-2332

QC SUMMARY REPORT

SAMPLE QC: Sample Results with Duplicates
Sample Matrix Spikes and Matrix Spike Duplicates

BATCH QC: Lab fortified Blanks and Duplicates
Standard Reference Materials and Duplicates
Method Blanks

Report Date: 11/12/2008 Lims Bat # : LIMT-21154

QC Batch Number: GCMS/SEMI-11646

Sample Id	Analysis	QC Analysis	Values	Units	Limits
08B45001					
	Dimethylphthalate	MSD % Recovery	73.64	%	
		MSD Range	6.94	units	
		MS Duplicate RPD	9.89	%	0-20
	Di-n-butylphthalate	Sample Amount	<10.0	ug/l	
		Matrix Spk Amt Added	200.00	ug/l	
		MS Amt Measured	119.50	ug/l	
		Matrix Spike % Rec.	59.75	%	40-140
		MSD Amount Added	200.00	ug/l	
		MSD Amt Measured	131.52	ug/l	
		MSD % Recovery	65.76	%	
		MSD Range	6.01	units	
		MS Duplicate RPD	9.57	%	0-20
	2,4-Dinitrotoluene	Sample Amount	<10.0	ug/l	
		Matrix Spk Amt Added	200.00	ug/l	
		MS Amt Measured	126.92	ug/l	
		Matrix Spike % Rec.	63.46	%	40-140
		MSD Amount Added	200.00	ug/l	
		MSD Amt Measured	141.18	ug/l	
		MSD % Recovery	70.59	%	
		MSD Range	7.13	units	
		MS Duplicate RPD	10.63	%	0-20
	2,6-Dinitrotoluene	Sample Amount	<10.0	ug/l	
		Matrix Spk Amt Added	200.00	ug/l	
		MS Amt Measured	132.52	ug/l	
		Matrix Spike % Rec.	66.26	%	40-140
		MSD Amount Added	200.00	ug/l	
		MSD Amt Measured	146.90	ug/l	
		MSD % Recovery	73.45	%	
		MSD Range	7.19	units	
		MS Duplicate RPD	10.29	%	0-20
	1,2-Diphenylhydrazine (as Azobenzene)	Sample Amount	<10.0	ug/l	
		Matrix Spk Amt Added	200.00	ug/l	
		MS Amt Measured	137.82	ug/l	
		Matrix Spike % Rec.	68.91	%	40-140
		MSD Amount Added	200.00	ug/l	
		MSD Amt Measured	164.88	ug/l	
		MSD % Recovery	82.44	%	
		MSD Range	13.53	units	
		MS Duplicate RPD	17.87	%	0-20
	Di-n-octylphthalate	Sample Amount	<20.0	ug/l	
		Matrix Spk Amt Added	200.00	ug/l	
		MS Amt Measured	139.26	ug/l	
		Matrix Spike % Rec.	69.63	%	40-140

con-test ANALYTICAL LABORATORY

39 Spruce Street ° East Longmeadow, MA 01028 ° FAX 413/525-6405 ° TEL. 413/525-2332

QC SUMMARY REPORT

SAMPLE QC: Sample Results with Duplicates
Sample Matrix Spikes and Matrix Spike Duplicates

BATCH QC: Lab fortified Blanks and Duplicates
Standard Reference Materials and Duplicates
Method Blanks

Report Date: 11/12/2008 Lims Bat # : LIMT-21154

QC Batch Number: GCMS/SEMI-11646

Sample Id	Analysis	QC Analysis	Values	Units	Limits
08B45001					
	Di-n-octylphthalate	MSD Amount Added	200.00	ug/l	
		MSD Amt Measured	150.24	ug/l	
		MSD % Recovery	75.12	%	
		MSD Range	5.49	units	
		MS Duplicate RPD	7.58	%	0-20
	Fluoranthene	Sample Amount	<0.50	ug/l	
		Matrix Spk Amt Added	200.00	ug/l	
		MS Amt Measured	117.50	ug/l	
		Matrix Spike % Rec.	58.75	%	40-140
		MSD Amount Added	200.00	ug/l	
		MSD Amt Measured	129.00	ug/l	
		MSD % Recovery	64.50	%	
		MSD Range	5.75	units	
		MS Duplicate RPD	9.33	%	0-20
	Fluorene	Sample Amount	<1.00	ug/l	
		Matrix Spk Amt Added	200.00	ug/l	
		MS Amt Measured	115.92	ug/l	
		Matrix Spike % Rec.	57.96	%	40-140
		MSD Amount Added	200.00	ug/l	
		MSD Amt Measured	125.18	ug/l	
		MSD % Recovery	62.59	%	
		MSD Range	4.63	units	
		MS Duplicate RPD	7.68	%	0-20
	Hexachlorobenzene	Sample Amount	<0.05	ug/l	
		Matrix Spk Amt Added	200.00	ug/l	
		MS Amt Measured	133.86	ug/l	
		Matrix Spike % Rec.	66.93	%	40-140
		MSD Amount Added	200.00	ug/l	
		MSD Amt Measured	147.34	ug/l	
		MSD % Recovery	73.67	%	
		MSD Range	6.74	units	
		MS Duplicate RPD	9.58	%	0-20
	Hexachlorobutadiene	Sample Amount	<0.20	ug/l	
		Matrix Spk Amt Added	200.00	ug/l	
		MS Amt Measured	101.36	ug/l	
		Matrix Spike % Rec.	50.68	%	40-140
		MSD Amount Added	200.00	ug/l	
		MSD Amt Measured	102.34	ug/l	
		MSD % Recovery	51.17	%	
		MSD Range	0.49	units	
		MS Duplicate RPD	0.96	%	0-20
	Hexachlorocyclopentadiene	Sample Amount	<20.0	ug/l	
		Matrix Spk Amt Added	200.00	ug/l	

con-test ANALYTICAL LABORATORY

39 Spruce Street ° East Longmeadow, MA 01028 ° FAX 413/525-6405 ° TEL. 413/525-2332

QC SUMMARY REPORT

SAMPLE QC: Sample Results with Duplicates
Sample Matrix Spikes and Matrix Spike Duplicates

BATCH QC: Lab fortified Blanks and Duplicates
Standard Reference Materials and Duplicates
Method Blanks

Report Date: 11/12/2008 Lims Bat # : LIMT-21154

QC Batch Number: GCMS/SEMI-11646

Sample Id	Analysis	QC Analysis	Values	Units	Limits
08B45001					
	Hexachlorocyclopentadiene	MS Amt Measured	157.34	ug/l	
		Matrix Spike % Rec.	78.67	%	30-130
		MSD Amount Added	200.00	ug/l	
		MSD Amt Measured	167.16	ug/l	
		MSD % Recovery	83.58	%	
		MSD Range	4.90	units	
		MS Duplicate RPD	6.05	%	0-20
	Hexachloroethane	Sample Amount	<1.00	ug/l	
		Matrix Spk Amt Added	200.00	ug/l	
		MS Amt Measured	82.50	ug/l	
		Matrix Spike % Rec.	41.25	%	40-140
		MSD Amount Added	200.00	ug/l	
		MSD Amt Measured	80.58	ug/l	
		MSD % Recovery	40.29	%	
		MSD Range	0.96	units	
		MS Duplicate RPD	2.35	%	0-20
	Indeno(1,2,3-cd)pyrene	Sample Amount	<0.200	ug/l	
		Matrix Spk Amt Added	200.000	ug/l	
		MS Amt Measured	162.600	ug/l	
		Matrix Spike % Rec.	81.300	%	40-140
		MSD Amount Added	200.000	ug/l	
		MSD Amt Measured	183.280	ug/l	
		MSD % Recovery	91.640	%	
		MSD Range	10.340	units	
		MS Duplicate RPD	11.957	%	0-20
	Isophorone	Sample Amount	<10.0	ug/l	
		Matrix Spk Amt Added	200.00	ug/l	
		MS Amt Measured	137.94	ug/l	
		Matrix Spike % Rec.	68.97	%	40-140
		MSD Amount Added	200.00	ug/l	
		MSD Amt Measured	149.16	ug/l	
		MSD % Recovery	74.58	%	
		MSD Range	5.61	units	
		MS Duplicate RPD	7.81	%	0-20
	2-Methylnaphthalene	Sample Amount	<1.00	ug/l	
		Matrix Spk Amt Added	200.00	ug/l	
		MS Amt Measured	114.44	ug/l	
		Matrix Spike % Rec.	57.22	%	40-140
		MSD Amount Added	200.00	ug/l	
		MSD Amt Measured	121.42	ug/l	
		MSD % Recovery	60.71	%	
		MSD Range	3.48	units	
		MS Duplicate RPD	5.91	%	0-20

con-test® ANALYTICAL LABORATORY

39 Spruce Street ° East Longmeadow, MA 01028 ° FAX 413/525-6405 ° TEL. 413/525-2332

QC SUMMARY REPORT

SAMPLE QC: Sample Results with Duplicates
Sample Matrix Spikes and Matrix Spike Duplicates

BATCH QC: Lab fortified Blanks and Duplicates
Standard Reference Materials and Duplicates
Method Blanks

Report Date: 11/12/2008 Lims Bat # : LIMT-21154

QC Batch Number: GCMS/SEMI-11646

Sample Id	Analysis	QC Analysis	Values	Units	Limits
08B45001					
	2-Nitroaniline	Sample Amount	<10.0	ug/l	
		Matrix Spk Amt Added	200.00	ug/l	
		MS Amt Measured	126.62	ug/l	
		Matrix Spike % Rec.	63.31	%	40-140
		MSD Amount Added	200.00	ug/l	
		MSD Amt Measured	141.86	ug/l	
		MSD % Recovery	70.93	%	
		MSD Range	7.61	units	
		MS Duplicate RPD	11.35	%	0-20
	3-Nitroaniline	Sample Amount	<10.0	ug/l	
		Matrix Spk Amt Added	200.00	ug/l	
		MS Amt Measured	91.20	ug/l	
		Matrix Spike % Rec.	45.60	%	40-140
		MSD Amount Added	200.00	ug/l	
		MSD Amt Measured	104.80	ug/l	
		MSD % Recovery	52.40	%	
		MSD Range	6.80	units	
		MS Duplicate RPD	13.87	%	0-20
	Nitrobenzene	Sample Amount	<10.0	ug/l	
		Matrix Spk Amt Added	200.00	ug/l	
		MS Amt Measured	128.44	ug/l	
		Matrix Spike % Rec.	64.22	%	40-140
		MSD Amount Added	200.00	ug/l	
		MSD Amt Measured	139.40	ug/l	
		MSD % Recovery	69.70	%	
		MSD Range	5.48	units	
		MS Duplicate RPD	8.18	%	0-20
	N-Nitrosodimethylamine	Sample Amount	<10.0	ug/l	
		Matrix Spk Amt Added	200.00	ug/l	
		MS Amt Measured	65.56	ug/l	
		Matrix Spike % Rec.	32.78	%	
		MSD Amount Added	200.00	ug/l	
		MSD Amt Measured	75.18	ug/l	
		MSD % Recovery	37.59	%	
		MSD Range	4.80	units	
		MS Duplicate RPD	13.67	%	
	N-Nitroso-di-n-propylamine	Sample Amount	<10.0	ug/l	
		Matrix Spk Amt Added	200.00	ug/l	
		MS Amt Measured	140.38	ug/l	
		Matrix Spike % Rec.	70.19	%	40-140
		MSD Amount Added	200.00	ug/l	
		MSD Amt Measured	148.80	ug/l	
		MSD % Recovery	74.40	%	

con-test ANALYTICAL LABORATORY

39 Spruce Street ° East Longmeadow, MA 01028 ° FAX 413/525-6405 ° TEL. 413/525-2332

QC SUMMARY REPORT

SAMPLE QC: Sample Results with Duplicates
Sample Matrix Spikes and Matrix Spike Duplicates

BATCH QC: Lab fortified Blanks and Duplicates
Standard Reference Materials and Duplicates
Method Blanks

Report Date: 11/12/2008 Lims Bat # : LIMT-21154

QC Batch Number: GCMS/SEMI-11646

Sample Id	Analysis	QC Analysis	Values	Units	Limits
08B45001					
	N-Nitroso-di-n-propylamine	MSD Range	4.21	units	
		MS Duplicate RPD	5.82	%	0-20
	N-Nitrosodiphenylamine	Sample Amount	<10.0	ug/l	
		Matrix Spk Amt Added	200.00	ug/l	
		MS Amt Measured	161.04	ug/l	
		Matrix Spike % Rec.	80.52	%	40-140
		MSD Amount Added	200.00	ug/l	
		MSD Amt Measured	177.14	ug/l	
		MSD % Recovery	88.57	%	
		MSD Range	8.04	units	
		MS Duplicate RPD	9.52	%	0-20
	Phenanthrene	Sample Amount	<0.05	ug/l	
		Matrix Spk Amt Added	200.00	ug/l	
		MS Amt Measured	123.46	ug/l	
		Matrix Spike % Rec.	61.73	%	40-140
		MSD Amount Added	200.00	ug/l	
		MSD Amt Measured	133.58	ug/l	
		MSD % Recovery	66.79	%	
		MSD Range	5.05	units	
		MS Duplicate RPD	7.87	%	0-20
	Pyrene	Sample Amount	<1.00	ug/l	
		Matrix Spk Amt Added	200.00	ug/l	
		MS Amt Measured	134.04	ug/l	
		Matrix Spike % Rec.	67.02	%	40-140
		MSD Amount Added	200.00	ug/l	
		MSD Amt Measured	147.19	ug/l	
		MSD % Recovery	73.59	%	
		MSD Range	6.57	units	
		MS Duplicate RPD	9.35	%	0-20
	1,2,4-Trichlorobenzene	Sample Amount	<5.00	ug/l	
		Matrix Spk Amt Added	200.00	ug/l	
		MS Amt Measured	115.32	ug/l	
		Matrix Spike % Rec.	57.66	%	30-130
		MSD Amount Added	200.00	ug/l	
		MSD Amt Measured	119.72	ug/l	
		MSD % Recovery	59.86	%	
		MSD Range	2.20	units	
		MS Duplicate RPD	3.74	%	0-20
	4-Chloro-3-methylphenol	Sample Amount	<20.0	ug/l	
		Matrix Spk Amt Added	200.00	ug/l	
		MS Amt Measured	108.92	ug/l	
		Matrix Spike % Rec.	54.46	%	30-130
		MSD Amount Added	200.00	ug/l	

con-test® ANALYTICAL LABORATORY

39 Spruce Street ° East Longmeadow, MA 01028 ° FAX 413/525-6405 ° TEL. 413/525-2332

QC SUMMARY REPORT

SAMPLE QC: Sample Results with Duplicates
Sample Matrix Spikes and Matrix Spike Duplicates

BATCH QC: Lab fortified Blanks and Duplicates
Standard Reference Materials and Duplicates
Method Blanks

Report Date: 11/12/2008 Lims Bat # : LIMT-21154

QC Batch Number: GCMS/SEMI-11646

Sample Id	Analysis	QC Analysis	Values	Units	Limits
08B45001					
	4-Chloro-3-methylphenol	MSD Amt Measured	117.34	ug/l	
		MSD % Recovery	58.67	%	
		MSD Range	4.21	units	
		MS Duplicate RPD	7.44	%	0-20
	2-Chlorophenol	Sample Amount	<10.0	ug/l	
		Matrix Spk Amt Added	200.00	ug/l	
		MS Amt Measured	106.42	ug/l	
		Matrix Spike % Rec.	53.21	%	30-130
		MSD Amount Added	200.00	ug/l	
		MSD Amt Measured	114.74	ug/l	
		MSD % Recovery	57.37	%	
		MSD Range	4.16	units	
		MS Duplicate RPD	7.52	%	0-20
	2,4-Dichlorophenol	Sample Amount	<10.0	ug/l	
		Matrix Spk Amt Added	200.00	ug/l	
		MS Amt Measured	123.98	ug/l	
		Matrix Spike % Rec.	61.99	%	30-130
		MSD Amount Added	200.00	ug/l	
		MSD Amt Measured	132.94	ug/l	
		MSD % Recovery	66.47	%	
		MSD Range	4.48	units	
		MS Duplicate RPD	6.97	%	0-20
	2,4-Dimethylphenol	Sample Amount	<40.0	ug/l	
		Matrix Spk Amt Added	200.00	ug/l	
		MS Amt Measured	105.08	ug/l	
		Matrix Spike % Rec.	52.54	%	30-130
		MSD Amount Added	200.00	ug/l	
		MSD Amt Measured	111.12	ug/l	
		MSD % Recovery	55.56	%	
		MSD Range	3.02	units	
		MS Duplicate RPD	5.58	%	0-20
	4,6-Dinitro-2-methylphenol	Sample Amount	<10.0	ug/l	
		Matrix Spk Amt Added	200.00	ug/l	
		MS Amt Measured	137.30	ug/l	
		Matrix Spike % Rec.	68.65	%	30-130
		MSD Amount Added	200.00	ug/l	
		MSD Amt Measured	150.69	ug/l	
		MSD % Recovery	75.34	%	
		MSD Range	6.69	units	
		MS Duplicate RPD	9.30	%	0-20
	2,4-Dinitrophenol	Sample Amount	<20.0	ug/l	
		Matrix Spk Amt Added	200.00	ug/l	
		MS Amt Measured	121.10	ug/l	

con-test ANALYTICAL LABORATORY

39 Spruce Street ° East Longmeadow, MA 01028 ° FAX 413/525-6405 ° TEL. 413/525-2332

QC SUMMARY REPORT

SAMPLE QC: Sample Results with Duplicates
Sample Matrix Spikes and Matrix Spike Duplicates

BATCH QC: Lab fortified Blanks and Duplicates
Standard Reference Materials and Duplicates
Method Blanks

Report Date: 11/12/2008 Lims Bat # : LIMT-21154

QC Batch Number: GCMS/SEMI-11646

Sample Id	Analysis	QC Analysis	Values	Units	Limits
08B45001					
	2,4-Dinitrophenol	Matrix Spike % Rec.	60.55	%	30-130
		MSD Amount Added	200.00	ug/l	
		MSD Amt Measured	137.80	ug/l	
		MSD % Recovery	68.90	%	
		MSD Range	8.35	units	
		MS Duplicate RPD	12.90	%	0-20
	o-cresol	Sample Amount	<10.0	ug/l	
		Matrix Spk Amt Added	200.00	ug/l	
		MS Amt Measured	96.34	ug/l	
		Matrix Spike % Rec.	48.17	%	30-130
		MSD Amount Added	200.00	ug/l	
		MSD Amt Measured	102.08	ug/l	
		MSD % Recovery	51.04	%	
		MSD Range	2.86	units	
		MS Duplicate RPD	5.78	%	0-20
	m & p-Cresol(s)	Sample Amount	<20.0	ug/l	
		Matrix Spk Amt Added	200.00	ug/l	
		MS Amt Measured	105.42	ug/l	
		Matrix Spike % Rec.	52.71	%	30-130
		MSD Amount Added	200.00	ug/l	
		MSD Amt Measured	113.22	ug/l	
		MSD % Recovery	56.61	%	
		MSD Range	3.90	units	
		MS Duplicate RPD	7.13	%	0-20
	2-Nitrophenol	Sample Amount	<10.0	ug/l	
		Matrix Spk Amt Added	200.00	ug/l	
		MS Amt Measured	127.74	ug/l	
		Matrix Spike % Rec.	63.87	%	30-130
		MSD Amount Added	200.00	ug/l	
		MSD Amt Measured	138.90	ug/l	
		MSD % Recovery	69.45	%	
		MSD Range	5.58	units	
		MS Duplicate RPD	8.37	%	0-20
	4-Nitrophenol	Sample Amount	<20.0	ug/l	
		Matrix Spk Amt Added	200.00	ug/l	
		MS Amt Measured	36.96	ug/l	
		Matrix Spike % Rec.	18.48	%	30-130
		MSD Amount Added	200.00	ug/l	
		MSD Amt Measured	42.00	ug/l	
		MSD % Recovery	21.00	%	
		MSD Range	2.52	units	
		MS Duplicate RPD	12.76	%	0-20
	Phenol	Sample Amount	<10.0	ug/l	

con-test ANALYTICAL LABORATORY

39 Spruce Street ° East Longmeadow, MA 01028 ° FAX 413/525-6405 ° TEL. 413/525-2332

QC SUMMARY REPORT

SAMPLE QC: Sample Results with Duplicates
Sample Matrix Spikes and Matrix Spike Duplicates

BATCH QC: Lab fortified Blanks and Duplicates
Standard Reference Materials and Duplicates
Method Blanks

Report Date: 11/12/2008 Lims Bat # : LIMT-21154

QC Batch Number: GCMS/SEMI-11646

Sample Id	Analysis	QC Analysis	Values	Units	Limits
08B45001					
	Phenol	Matrix Spk Amt Added	200.00	ug/l	
		MS Amt Measured	54.06	ug/l	
		Matrix Spike % Rec.	27.03	%	30-130
		MSD Amount Added	200.00	ug/l	
		MSD Amt Measured	59.30	ug/l	
		MSD % Recovery	29.65	%	
		MSD Range	2.62	units	
		MS Duplicate RPD	9.24	%	0-20
	2,4,5-Trichlorophenol	Sample Amount	<10.0	ug/l	
		Matrix Spk Amt Added	200.00	ug/l	
		MS Amt Measured	134.13	ug/l	
		Matrix Spike % Rec.	67.06	%	30-130
		MSD Amount Added	200.00	ug/l	
		MSD Amt Measured	146.44	ug/l	
		MSD % Recovery	73.22	%	
		MSD Range	6.14	units	
		MS Duplicate RPD	8.76	%	0-20
	2,4,6-Trichlorophenol	Sample Amount	<10.0	ug/l	
		Matrix Spk Amt Added	200.00	ug/l	
		MS Amt Measured	124.48	ug/l	
		Matrix Spike % Rec.	62.24	%	30-130
		MSD Amount Added	200.00	ug/l	
		MSD Amt Measured	134.36	ug/l	
		MSD % Recovery	67.18	%	
		MSD Range	4.94	units	
		MS Duplicate RPD	7.63	%	0-20
	Pentachlorophenol	Sample Amount	<1.00	ug/l	
		Matrix Spk Amt Added	200.00	ug/l	
		MS Amt Measured	117.74	ug/l	
		Matrix Spike % Rec.	58.87	%	30-130
		MSD Amount Added	200.00	ug/l	
		MSD Amt Measured	124.30	ug/l	
		MSD % Recovery	62.15	%	
		MSD Range	3.27	units	
		MS Duplicate RPD	5.42	%	0-20
	Pyridine	Sample Amount	<5.0	ug/l	
		Matrix Spk Amt Added	200.0	ug/l	
		MS Amt Measured	63.2	ug/l	
		Matrix Spike % Rec.	31.6	%	40-140
		MSD Amount Added	200.0	ug/l	
		MSD Amt Measured	83.5	ug/l	
		MSD % Recovery	41.7	%	
		MSD Range	10.1	units	

con-test ANALYTICAL LABORATORY

39 Spruce Street ° East Longmeadow, MA 01028 ° FAX 413/525-6405 ° TEL. 413/525-2332

QC SUMMARY REPORT

SAMPLE QC: Sample Results with Duplicates
Sample Matrix Spikes and Matrix Spike Duplicates

BATCH QC: Lab fortified Blanks and Duplicates
Standard Reference Materials and Duplicates
Method Blanks

Report Date: 11/12/2008 Lims Bat # : LIMT-21154

QC Batch Number: GCMS/SEMI-11646

Sample Id	Analysis	QC Analysis	Values	Units	Limits
08B45001					
	Pyridine	MS Duplicate RPD	27.7	%	0-20
	Benzo(k)fluoranthene	Sample Amount	<0.200	ug/l	
		Matrix Spk Amt Added	200.000	ug/l	
		MS Amt Measured	138.240	ug/l	
		Matrix Spike % Rec.	69.120	%	40-140
		MSD Amount Added	200.000	ug/l	
		MSD Amt Measured	143.360	ug/l	
		MSD % Recovery	71.680	%	
		MSD Range	2.559	units	
		MS Duplicate RPD	3.636	%	0-20
	4-Nitroaniline	MS Amt Measured	115.76	ug/l	
		MSD Amt Measured	129.47	ug/l	
		MS Duplicate RPD	11.18	%	0-20
	Phenol-d6	Surrogate Recovery	27.8	%	15-110
	Nitrobenzene-d5	Surrogate Recovery	72.5	%	30-130
	2-Fluorobiphenyl	Surrogate Recovery	64.5	%	30-130
	2,4,6-Tribromophenol	Surrogate Recovery	79.9	%	15-110
	Terphenyl-d14	Surrogate Recovery	75.7	%	30-130
	2-Fluorophenol	Surrogate Recovery	39.5	%	15-110
	Carbazole	Sample Amount	<5.00	ug/l	
		Matrix Spk Amt Added	200.00	ug/l	
		MS Amt Measured	127.14	ug/l	
		Matrix Spike % Rec.	63.57	%	40-140
		MSD Amount Added	200.00	ug/l	
		MSD Amt Measured	139.04	ug/l	
		MSD % Recovery	69.52	%	
		MSD Range	5.95	units	
		MS Duplicate RPD	8.94	%	0-20
BLANK-126353					
	1,4-Dichlorobenzene	Blank	<5.00	ug/l	
	Naphthalene	Blank	<1.00	ug/l	
	1,2-Dichlorobenzene	Blank	<5.00	ug/l	
	1,3-Dichlorobenzene	Blank	<5.00	ug/l	
	Acenaphthene	Blank	<0.30	ug/l	
	Acenaphthylene	Blank	<0.30	ug/l	
	Aniline	Blank	<5.00	ug/l	
	Anthracene	Blank	<0.20	ug/l	
	Benzidine	Blank	<70.0	ug/l	
	Benzo(a)anthracene	Blank	<0.050	ug/l	
	Benzo(a)pyrene	Blank	<0.100	ug/l	
	Benzo(b)fluoranthene	Blank	<0.050	ug/l	
	Benzo(g,h,i)perylene	Blank	<0.500	ug/l	
	Benzoic Acid	Blank	<30.0	ug/l	

con-test ANALYTICAL LABORATORY

39 Spruce Street ° East Longmeadow, MA 01028 ° FAX 413/525-6405 ° TEL. 413/525-2332

QC SUMMARY REPORT

SAMPLE QC: Sample Results with Duplicates
Sample Matrix Spikes and Matrix Spike Duplicates

BATCH QC: Lab fortified Blanks and Duplicates
Standard Reference Materials and Duplicates
Method Blanks

Report Date: 11/12/2008 Lims Bat # : LIMT-21154

QC Batch Number: GCMS/SEMI-11646

Sample Id	Analysis	QC Analysis	Values	Units	Limits
BLANK-126353					
	Bis(2-chloroethyl)ether	Blank	<10.0	ug/l	
	Bis(2-chloroethoxy)methane	Blank	<10.0	ug/l	
	Bis(2-chloroisopropyl)ether	Blank	<10.0	ug/l	
	Bis(2-ethylhexyl)phthalate	Blank	<1.00	ug/l	
	4-Bromophenyl phenyl ether	Blank	<10.0	ug/l	
	Butylbenzylphthalate	Blank	<20.0	ug/l	
	4-Chloroaniline	Blank	<20.0	ug/l	
	2-Chloronaphthalene	Blank	<10.0	ug/l	
	4-Chlorophenylphenyl ether	Blank	<10.0	ug/l	
	Chrysene	Blank	<0.20	ug/l	
	Dibenz(a,h)anthracene	Blank	<0.200	ug/l	
	Dibenzofuran	Blank	<10.0	ug/l	
	3,3-Dichlorobenzidine	Blank	<10.0	ug/l	
	Diethylphthalate	Blank	<10.0	ug/l	
	Dimethylphthalate	Blank	<20.0	ug/l	
	Di-n-butylphthalate	Blank	<10.0	ug/l	
	2,4-Dinitrotoluene	Blank	<10.0	ug/l	
	2,6-Dinitrotoluene	Blank	<10.0	ug/l	
	1,2-Diphenylhydrazine (as Azobenzene)	Blank	<10.0	ug/l	
	Di-n-octylphthalate	Blank	<20.0	ug/l	
	Fluoranthene	Blank	<0.50	ug/l	
	Fluorene	Blank	<1.00	ug/l	
	Hexachlorobenzene	Blank	<0.05	ug/l	
	Hexachlorobutadiene	Blank	<0.20	ug/l	
	Hexachlorocyclopentadiene	Blank	<20.0	ug/l	
	Hexachloroethane	Blank	<1.00	ug/l	
	Indeno(1,2,3-cd)pyrene	Blank	<0.200	ug/l	
	Isophorone	Blank	<10.0	ug/l	
	2-Methylnaphthalene	Blank	<1.00	ug/l	
	2-Nitroaniline	Blank	<10.0	ug/l	
	3-Nitroaniline	Blank	<10.0	ug/l	
	Nitrobenzene	Blank	<10.0	ug/l	
	N-Nitrosodimethylamine	Blank	<10.0	ug/l	
	N-Nitroso-di-n-propylamine	Blank	<10.0	ug/l	
	N-Nitrosodiphenylamine	Blank	<10.0	ug/l	
	Phenanthrene	Blank	<0.05	ug/l	
	Pyrene	Blank	<1.00	ug/l	
	1,2,4-Trichlorobenzene	Blank	<5.00	ug/l	
	4-Chloro-3-methylphenol	Blank	<20.0	ug/l	
	2-Chlorophenol	Blank	<10.0	ug/l	
	2,4-Dichlorophenol	Blank	<10.0	ug/l	
	2,4-Dimethylphenol	Blank	<40.0	ug/l	
	4,6-Dinitro-2-methylphenol	Blank	<10.0	ug/l	

con-test ANALYTICAL LABORATORY

39 Spruce Street ° East Longmeadow, MA 01028 ° FAX 413/525-6405 ° TEL. 413/525-2332

QC SUMMARY REPORT

SAMPLE QC: Sample Results with Duplicates
Sample Matrix Spikes and Matrix Spike Duplicates

BATCH QC: Lab fortified Blanks and Duplicates
Standard Reference Materials and Duplicates
Method Blanks

Report Date: 11/12/2008 Lims Bat # : LIMT-21154

QC Batch Number: GCMS/SEMI-11646

Sample Id	Analysis	QC Analysis	Values	Units	Limits
BLANK-126353					
	2,4-Dinitrophenol	Blank	<20.0	ug/l	
	o-cresol	Blank	<10.0	ug/l	
	m & p-Cresol(s)	Blank	<20.0	ug/l	
	2-Nitrophenol	Blank	<10.0	ug/l	
	4-Nitrophenol	Blank	<20.0	ug/l	
	Phenol	Blank	<10.0	ug/l	
	2,4,5-Trichlorophenol	Blank	<10.0	ug/l	
	2,4,6-Trichlorophenol	Blank	<10.0	ug/l	
	Pentachlorophenol	Blank	<1.00	ug/l	
	Pyridine	Blank	<5.0	ug/l	
	Benzo(k)fluoranthene	Blank	<0.200	ug/l	
	4-Nitroaniline	Blank	<10.0	ug/l	
	Acetophenone	Blank	<10.0	ug/l	
	Carbazole	Blank	<5.00	ug/l	
	Pentachloronitribenzene	Blank	<10.0	ug/l	
	1,2,4,5-Tetrachlorobenzene	Blank	<10.0	ug/l	
LFBLANK-88237					
	1,4-Dichlorobenzene	Lab Fort Blank Amt.	100.00	ug/l	
		Lab Fort Blk. Found	45.25	ug/l	
		Lab Fort Blk. % Rec.	45.25	%	40-140
	Naphthalene	Lab Fort Blank Amt.	100.00	ug/l	
		Lab Fort Blk. Found	57.63	ug/l	
		Lab Fort Blk. % Rec.	57.63	%	40-140
	1,2-Dichlorobenzene	Lab Fort Blank Amt.	100.00	ug/l	
		Lab Fort Blk. Found	45.63	ug/l	
		Lab Fort Blk. % Rec.	45.63	%	40-140
	1,3-Dichlorobenzene	Lab Fort Blank Amt.	100.00	ug/l	
		Lab Fort Blk. Found	42.85	ug/l	
		Lab Fort Blk. % Rec.	42.85	%	40-140
	Acenaphthene	Lab Fort Blank Amt.	100.00	ug/l	
		Lab Fort Blk. Found	67.13	ug/l	
		Lab Fort Blk. % Rec.	67.13	%	40-140
	Acenaphthylene	Lab Fort Blank Amt.	100.00	ug/l	
		Lab Fort Blk. Found	67.37	ug/l	
		Lab Fort Blk. % Rec.	67.37	%	40-140
	Aniline	Lab Fort Blank Amt.	100.00	ug/l	
		Lab Fort Blk. Found	67.48	ug/l	
		Lab Fort Blk. % Rec.	67.48	%	40-140
	Anthracene	Lab Fort Blank Amt.	100.00	ug/l	
		Lab Fort Blk. Found	68.81	ug/l	
		Lab Fort Blk. % Rec.	68.81	%	40-140
	Benzidine	Lab Fort Blank Amt.	100.00	ug/l	
		Lab Fort Blk. Found	77.70	ug/l	

con-test ANALYTICAL LABORATORY

39 Spruce Street ° East Longmeadow, MA 01028 ° FAX 413/525-6405 ° TEL. 413/525-2332

QC SUMMARY REPORT

SAMPLE QC: Sample Results with Duplicates
Sample Matrix Spikes and Matrix Spike Duplicates

BATCH QC: Lab fortified Blanks and Duplicates
Standard Reference Materials and Duplicates
Method Blanks

Report Date: 11/12/2008 Lims Bat # : LIMT-21154

QC Batch Number: GCMS/SEMI-11646

Sample Id	Analysis	QC Analysis	Values	Units	Limits
LFBLANK-88237					
	Benzidine	Lab Fort Blk. % Rec.	77.70	%	
	Benzo(a)anthracene	Lab Fort Blank Amt.	100.000	ug/l	
		Lab Fort Blk. Found	77.090	ug/l	
		Lab Fort Blk. % Rec.	77.090	%	40-140
	Benzo(a)pyrene	Lab Fort Blank Amt.	100.000	ug/l	
		Lab Fort Blk. Found	79.720	ug/l	
		Lab Fort Blk. % Rec.	79.720	%	40-140
	Benzo(b)fluoranthene	Lab Fort Blank Amt.	100.000	ug/l	
		Lab Fort Blk. Found	82.220	ug/l	
		Lab Fort Blk. % Rec.	82.220	%	40-140
	Benzo(g,h,i)perylene	Lab Fort Blank Amt.	100.000	ug/l	
		Lab Fort Blk. Found	86.260	ug/l	
		Lab Fort Blk. % Rec.	86.260	%	40-140
	Benzoic Acid	Lab Fort Blank Amt.	100.00	ug/l	
		Lab Fort Blk. Found	7.36	ug/l	
		Lab Fort Blk. % Rec.	7.36	%	10-130
	Bis(2-chloroethyl)ether	Lab Fort Blank Amt.	100.00	ug/l	
		Lab Fort Blk. Found	84.26	ug/l	
		Lab Fort Blk. % Rec.	84.26	%	40-140
	Bis(2-chloroethoxy)methane	Lab Fort Blank Amt.	100.00	ug/l	
		Lab Fort Blk. Found	78.76	ug/l	
		Lab Fort Blk. % Rec.	78.76	%	40-140
	Bis(2-chloroisopropyl)ether	Lab Fort Blank Amt.	100.00	ug/l	
		Lab Fort Blk. Found	54.23	ug/l	
		Lab Fort Blk. % Rec.	54.23	%	40-140
	Bis(2-ethylhexyl)phthalate	Lab Fort Blank Amt.	100.00	ug/l	
		Lab Fort Blk. Found	73.20	ug/l	
		Lab Fort Blk. % Rec.	73.20	%	40-140
	4-Bromophenyl phenyl ether	Lab Fort Blank Amt.	100.00	ug/l	
		Lab Fort Blk. Found	78.34	ug/l	
		Lab Fort Blk. % Rec.	78.34	%	40-140
	Butylbenzylphthalate	Lab Fort Blank Amt.	100.00	ug/l	
		Lab Fort Blk. Found	71.77	ug/l	
		Lab Fort Blk. % Rec.	71.77	%	40-140
	4-Chloroaniline	Lab Fort Blank Amt.	100.00	ug/l	
		Lab Fort Blk. Found	78.34	ug/l	
		Lab Fort Blk. % Rec.	78.34	%	40-140
	2-Chloronaphthalene	Lab Fort Blank Amt.	100.00	ug/l	
		Lab Fort Blk. Found	60.20	ug/l	
		Lab Fort Blk. % Rec.	60.20	%	40-140
	4-Chlorophenylphenyl ether	Lab Fort Blank Amt.	100.00	ug/l	
		Lab Fort Blk. Found	74.79	ug/l	
		Lab Fort Blk. % Rec.	74.79	%	40-140

con-test® ANALYTICAL LABORATORY

39 Spruce Street ° East Longmeadow, MA 01028 ° FAX 413/525-6405 ° TEL. 413/525-2332

QC SUMMARY REPORT

SAMPLE QC: Sample Results with Duplicates
Sample Matrix Spikes and Matrix Spike Duplicates

BATCH QC: Lab fortified Blanks and Duplicates
Standard Reference Materials and Duplicates
Method Blanks

Report Date: 11/12/2008 Lims Bat # : LIMT-21154

QC Batch Number: GCMS/SEMI-11646

Sample Id	Analysis	QC Analysis	Values	Units	Limits
LFBLANK-88237					
	Chrysene	Lab Fort Blank Amt.	100.00	ug/l	
		Lab Fort Blk. Found	78.67	ug/l	
		Lab Fort Blk. % Rec.	78.67	%	40-140
	Dibenz(a,h)anthracene	Lab Fort Blank Amt.	100.000	ug/l	
		Lab Fort Blk. Found	91.810	ug/l	
		Lab Fort Blk. % Rec.	91.810	%	40-140
	Dibenzofuran	Lab Fort Blank Amt.	100.00	ug/l	
		Lab Fort Blk. Found	73.72	ug/l	
		Lab Fort Blk. % Rec.	73.72	%	40-140
	3,3-Dichlorobenzidine	Lab Fort Blank Amt.	100.00	ug/l	
		Lab Fort Blk. Found	84.96	ug/l	
		Lab Fort Blk. % Rec.	84.96	%	40-140
	Diethylphthalate	Lab Fort Blank Amt.	100.00	ug/l	
		Lab Fort Blk. Found	74.15	ug/l	
		Lab Fort Blk. % Rec.	74.15	%	40-140
	Dimethylphthalate	Lab Fort Blank Amt.	100.00	ug/l	
		Lab Fort Blk. Found	81.59	ug/l	
		Lab Fort Blk. % Rec.	81.59	%	40-140
	Di-n-butylphthalate	Lab Fort Blank Amt.	100.00	ug/l	
		Lab Fort Blk. Found	69.01	ug/l	
		Lab Fort Blk. % Rec.	69.01	%	40-140
	2,4-Dinitrotoluene	Lab Fort Blank Amt.	100.00	ug/l	
		Lab Fort Blk. Found	79.81	ug/l	
		Lab Fort Blk. % Rec.	79.81	%	40-140
	2,6-Dinitrotoluene	Lab Fort Blank Amt.	100.00	ug/l	
		Lab Fort Blk. Found	80.79	ug/l	
		Lab Fort Blk. % Rec.	80.79	%	40-140
	1,2-Diphenylhydrazine (as Azobenzene)	Lab Fort Blank Amt.	100.00	ug/l	
		Lab Fort Blk. Found	81.91	ug/l	
		Lab Fort Blk. % Rec.	81.91	%	40-140
	Di-n-octylphthalate	Lab Fort Blank Amt.	100.00	ug/l	
		Lab Fort Blk. Found	75.94	ug/l	
		Lab Fort Blk. % Rec.	75.94	%	40-140
	Fluoranthene	Lab Fort Blank Amt.	100.00	ug/l	
		Lab Fort Blk. Found	70.39	ug/l	
		Lab Fort Blk. % Rec.	70.39	%	40-140
	Fluorene	Lab Fort Blank Amt.	100.00	ug/l	
		Lab Fort Blk. Found	68.13	ug/l	
		Lab Fort Blk. % Rec.	68.13	%	40-140
	Hexachlorobenzene	Lab Fort Blank Amt.	100.00	ug/l	
		Lab Fort Blk. Found	75.56	ug/l	
		Lab Fort Blk. % Rec.	75.56	%	40-140
	Hexachlorobutadiene	Lab Fort Blank Amt.	100.00	ug/l	

con-test ANALYTICAL LABORATORY

39 Spruce Street ° East Longmeadow, MA 01028 ° FAX 413/525-6405 ° TEL. 413/525-2332

QC SUMMARY REPORT

SAMPLE QC: Sample Results with Duplicates
Sample Matrix Spikes and Matrix Spike Duplicates

BATCH QC: Lab fortified Blanks and Duplicates
Standard Reference Materials and Duplicates
Method Blanks

Report Date: 11/12/2008 Lims Bat # : LIMT-21154

QC Batch Number: GCMS/SEMI-11646

Sample Id	Analysis	QC Analysis	Values	Units	Limits
LFBLANK-88237					
	Hexachlorobutadiene	Lab Fort Blk. Found	50.13	ug/l	
		Lab Fort Blk. % Rec.	50.13	%	40-140
	Hexachlorocyclopentadiene	Lab Fort Blank Amt.	100.00	ug/l	
		Lab Fort Blk. Found	78.15	ug/l	
		Lab Fort Blk. % Rec.	78.15	%	30-140
	Hexachloroethane	Lab Fort Blank Amt.	100.00	ug/l	
		Lab Fort Blk. Found	37.97	ug/l	
		Lab Fort Blk. % Rec.	37.97	%	40-140
	Indeno(1,2,3-cd)pyrene	Lab Fort Blank Amt.	100.000	ug/l	
		Lab Fort Blk. Found	97.610	ug/l	
		Lab Fort Blk. % Rec.	97.610	%	40-140
	Isophorone	Lab Fort Blank Amt.	100.00	ug/l	
		Lab Fort Blk. Found	82.65	ug/l	
		Lab Fort Blk. % Rec.	82.65	%	40-140
	2-Methylnaphthalene	Lab Fort Blank Amt.	100.00	ug/l	
		Lab Fort Blk. Found	64.98	ug/l	
		Lab Fort Blk. % Rec.	64.98	%	40-140
	2-Nitroaniline	Lab Fort Blank Amt.	100.00	ug/l	
		Lab Fort Blk. Found	80.53	ug/l	
		Lab Fort Blk. % Rec.	80.53	%	40-140
	3-Nitroaniline	Lab Fort Blank Amt.	100.00	ug/l	
		Lab Fort Blk. Found	57.30	ug/l	
		Lab Fort Blk. % Rec.	57.30	%	40-140
	Nitrobenzene	Lab Fort Blank Amt.	100.00	ug/l	
		Lab Fort Blk. Found	74.75	ug/l	
		Lab Fort Blk. % Rec.	74.75	%	40-140
	N-Nitrosodimethylamine	Lab Fort Blank Amt.	100.00	ug/l	
		Lab Fort Blk. Found	42.05	ug/l	
		Lab Fort Blk. % Rec.	42.05	%	
	N-Nitroso-di-n-propylamine	Lab Fort Blank Amt.	100.00	ug/l	
		Lab Fort Blk. Found	83.12	ug/l	
		Lab Fort Blk. % Rec.	83.12	%	40-140
	N-Nitrosodiphenylamine	Lab Fort Blank Amt.	100.00	ug/l	
		Lab Fort Blk. Found	90.72	ug/l	
		Lab Fort Blk. % Rec.	90.72	%	40-140
	Phenanthrene	Lab Fort Blank Amt.	100.00	ug/l	
		Lab Fort Blk. Found	69.34	ug/l	
		Lab Fort Blk. % Rec.	69.34	%	40-140
	Pyrene	Lab Fort Blank Amt.	100.00	ug/l	
		Lab Fort Blk. Found	76.09	ug/l	
		Lab Fort Blk. % Rec.	76.09	%	40-140
	1,2,4-Trichlorobenzene	Lab Fort Blank Amt.	100.00	ug/l	
		Lab Fort Blk. Found	59.68	ug/l	

con-test ANALYTICAL LABORATORY

39 Spruce Street ° East Longmeadow, MA 01028 ° FAX 413/525-6405 ° TEL. 413/525-2332

QC SUMMARY REPORT

SAMPLE QC: Sample Results with Duplicates
Sample Matrix Spikes and Matrix Spike Duplicates

BATCH QC: Lab fortified Blanks and Duplicates
Standard Reference Materials and Duplicates
Method Blanks

Report Date: 11/12/2008 Lims Bat # : LIMT-21154

QC Batch Number: GCMS/SEMI-11646

Sample Id	Analysis	QC Analysis	Values	Units	Limits
LFBLANK-88237					
	1,2,4-Trichlorobenzene	Lab Fort Blk. % Rec.	59.68	%	40-140
	4-Chloro-3-methylphenol	Lab Fort Blank Amt.	100.00	ug/l	
		Lab Fort Blk. Found	72.30	ug/l	
		Lab Fort Blk. % Rec.	72.30	%	30-130
	2-Chlorophenol	Lab Fort Blank Amt.	100.00	ug/l	
		Lab Fort Blk. Found	62.76	ug/l	
		Lab Fort Blk. % Rec.	62.76	%	30-130
	2,4-Dichlorophenol	Lab Fort Blank Amt.	100.00	ug/l	
		Lab Fort Blk. Found	72.48	ug/l	
		Lab Fort Blk. % Rec.	72.48	%	30-130
	2,4-Dimethylphenol	Lab Fort Blank Amt.	100.00	ug/l	
		Lab Fort Blk. Found	65.58	ug/l	
		Lab Fort Blk. % Rec.	65.58	%	30-130
	4,6-Dinitro-2-methylphenol	Lab Fort Blank Amt.	100.00	ug/l	
		Lab Fort Blk. Found	80.73	ug/l	
		Lab Fort Blk. % Rec.	80.73	%	30-130
	2,4-Dinitrophenol	Lab Fort Blank Amt.	100.00	ug/l	
		Lab Fort Blk. Found	77.94	ug/l	
		Lab Fort Blk. % Rec.	77.94	%	30-130
	o-cresol	Lab Fort Blank Amt.	100.00	ug/l	
		Lab Fort Blk. Found	56.50	ug/l	
		Lab Fort Blk. % Rec.	56.50	%	30-130
	m & p-Cresol(s)	Lab Fort Blank Amt.	100.00	ug/l	
		Lab Fort Blk. Found	62.25	ug/l	
		Lab Fort Blk. % Rec.	62.25	%	30-130
	2-Nitrophenol	Lab Fort Blank Amt.	100.00	ug/l	
		Lab Fort Blk. Found	73.51	ug/l	
		Lab Fort Blk. % Rec.	73.51	%	30-130
	4-Nitrophenol	Lab Fort Blank Amt.	100.00	ug/l	
		Lab Fort Blk. Found	25.50	ug/l	
		Lab Fort Blk. % Rec.	25.50	%	10-130
	Phenol	Lab Fort Blank Amt.	100.00	ug/l	
		Lab Fort Blk. Found	32.39	ug/l	
		Lab Fort Blk. % Rec.	32.39	%	20-130
	2,4,5-Trichlorophenol	Lab Fort Blank Amt.	100.00	ug/l	
		Lab Fort Blk. Found	81.26	ug/l	
		Lab Fort Blk. % Rec.	81.26	%	30-130
	2,4,6-Trichlorophenol	Lab Fort Blank Amt.	100.00	ug/l	
		Lab Fort Blk. Found	72.53	ug/l	
		Lab Fort Blk. % Rec.	72.53	%	30-130
	Pentachlorophenol	Lab Fort Blank Amt.	100.00	ug/l	
		Lab Fort Blk. Found	73.34	ug/l	
		Lab Fort Blk. % Rec.	73.34	%	30-130

con-test® ANALYTICAL LABORATORY

39 Spruce Street ° East Longmeadow, MA 01028 ° FAX 413/525-6405 ° TEL. 413/525-2332

QC SUMMARY REPORT

SAMPLE QC: Sample Results with Duplicates
Sample Matrix Spikes and Matrix Spike Duplicates

BATCH QC: Lab fortified Blanks and Duplicates
Standard Reference Materials and Duplicates
Method Blanks

Report Date: 11/12/2008 Lims Bat # : LIMT-21154

QC Batch Number: GCMS/SEMI-11646

Sample Id	Analysis	QC Analysis	Values	Units	Limits
LFBLANK-88237					
	Pyridine	Lab Fort Blank Amt.	100.0	ug/l	
		Lab Fort Blk. Found	45.3	ug/l	
		Lab Fort Blk. % Rec.	45.3	%	10-140
	Benzo(k)fluoranthene	Lab Fort Blank Amt.	100.000	ug/l	
		Lab Fort Blk. Found	70.480	ug/l	
		Lab Fort Blk. % Rec.	70.480	%	40-140
	4-Nitroaniline	Lab Fort Blank Amt.	100.00	ug/l	
		Lab Fort Blk. Found	75.29	ug/l	
		Lab Fort Blk. % Rec.	75.29	%	40-140
	Carbazole	Lab Fort Blank Amt.	100.00	ug/l	
		Lab Fort Blk. Found	73.89	ug/l	
		Lab Fort Blk. % Rec.	73.89	%	40-140

con-test® ANALYTICAL LABORATORY

39 Spruce Street ° East Longmeadow, MA 01028 ° FAX 413/525-6405 ° TEL. 413/525-2332

QC SUMMARY REPORT

SAMPLE QC: Sample Results with Duplicates
Sample Matrix Spikes and Matrix Spike Duplicates

BATCH QC: Lab fortified Blanks and Duplicates
Standard Reference Materials and Duplicates
Method Blanks

Report Date: 11/12/2008 Lims Bat # : LIMT-21154

QC Batch Number: HG/TCLP-3344

Sample Id	Analysis	QC Analysis	Values	Units	Limits
08B45002					
	Mercury	Sample Amount	<0.00010	mg/l leachate	
		Matrix Spk Amt Added	0.00200	mg/l leachate	
		MS Amt Measured	0.00206	mg/l leachate	
		Matrix Spike % Rec.	103.40000	%	75-125
BLANK-126295					
	Mercury	Blank	<0.00010	mg/l leachate	
LFBLANK-88183					
	Mercury	Lab Fort Blank Amt.	0.00200	mg/l leachate	
		Lab Fort Blk. Found	0.00205	mg/l leachate	
		Lab Fort Blk. % Rec.	102.50000	%	80-120

con-test® ANALYTICAL LABORATORY

39 Spruce Street ° East Longmeadow, MA 01028 ° FAX 413/525-6405 ° TEL. 413/525-2332

QC SUMMARY REPORT

SAMPLE QC: Sample Results with Duplicates
Sample Matrix Spikes and Matrix Spike Duplicates

BATCH QC: Lab fortified Blanks and Duplicates
Standard Reference Materials and Duplicates
Method Blanks

Report Date: 11/12/2008 Lims Bat # : LIMT-21154

QC Batch Number: WETCHEM-14126

Sample Id	Analysis	QC Analysis	Values	Units	Limits
08B45000					
	Chromium (+6)	Sample Amount	90.54	mg/kg dry wt	
		Matrix Spk Amt Added	46.33	mg/kg dry wt	
		MS Amt Measured	150.10	mg/kg dry wt	
		Matrix Spike % Rec.	128.55	%	
		MSD Amount Added	45.72	mg/kg dry wt	
		MSD Amt Measured	132.24	mg/kg dry wt	
		MSD % Recovery	91.20	%	
		MSD Range	37.34	units	
		MS Duplicate RPD	12.65	%	
BLANK-126358					
	Chromium (+6)	Blank	<0.16	mg/kg dry wt	
LFBLANK-88246					
	Chromium (+6)	Lab Fort Blank Amt.	39.28	mg/kg dry wt	
		Lab Fort Blk. Found	39.08	mg/kg dry wt	
		Lab Fort Blk. % Rec.	99.49	%	
STDADD-34956					
	Chromium (+6)	Standard Measured	37.93	mg/kg dry wt	
		Standard Amt Added	39.14	mg/kg dry wt	
		Standard % Recovery	96.90	%	

con-test ANALYTICAL LABORATORY

39 Spruce Street ° East Longmeadow, MA 01028 ° FAX 413/525-6405 ° TEL. 413/525-2332

QC SUMMARY REPORT

SAMPLE QC: Sample Results with Duplicates
Sample Matrix Spikes and Matrix Spike Duplicates

BATCH QC: Lab fortified Blanks and Duplicates
Standard Reference Materials and Duplicates
Method Blanks

QUALITY CONTROL DEFINITIONS AND ABBREVIATIONS

QC BATCH NUMBER	This is the number assigned to all samples analyzed together that would be subject to comparison with a particular set of Quality Control Data.
LIMITS	Upper and Lower Control Limits for the QC ANALYSIS Reported. All values normally would fall within these statistically determined limits, unless there is an unusual circumstance that would be documented in a NOTE appearing on the last page of the QC SUMMARY REPORT. Not all QC results will have Limits defined.
Sample Amount	Amount of analyte found in a sample.
Blank	Method Blank that has been taken though all the steps of the analysis.
LFBLANK	Laboratory Fortified Blank (a control sample)
STDADD	Standard Added (a laboratory control sample)
Matrix Spk Amt Added	Amount of analyte spiked into a sample
MS Amt Measured	Amount of analyte found including amount that was spiked
Matrix Spike % Rec.	% Recovery of spiked amount in sample.
Duplicate Value	The result from the Duplicate analysis of the sample.
Duplicate RPD	The Relative Percent Difference between two Duplicate Analyses.
Surrogate Recovery	The % Recovery for non-environmental compounds (surrogates) spiked into samples to determine the performance of the analytical methods.
Sur. Recovery (ELCD)	Surrogate Recovery on the Electrolytic Conductivity Detector.
Sur. Recovery (PID)	Surrogate Recovery on the Photoionization Detector.
Standard Measured	Amount measured for a laboratory control sample
Standard Amt Added	Known value for a laboratory control sample
Standard % Recovery	% recovered for a laboratory control sample with a known value.
Lab Fort Blank Amt	Laboratory Fortified Blank Amount Added
Lab Fort Blk. Found	Laboratory Fortified Blank Amount Found
Lab Fort Blk % Rec	Laboratory Fortified Blank % Recovered
Dup Lab Fort Bl Amt	Duplicate Laboratory Fortified Blank Amount Added
Dup Lab Fort Bl Fnd	Duplicate Laboratory Fortified Blank Amount Found
Dup Lab Fort Bl % Rec	Duplicate Laboratory Fortified Blank % Recovery
Lab Fort Blank Range	Laboratory Fortified Blank Range (Absolute value of difference between recoveries for Lab Fortified Blank and Lab Fortified Blank Duplicate).
Lab Fort Bl. Av. Rec.	Laboratory Fortified Blank Average Recovery
Duplicate Sample Amt	Sample Value for Duplicate used with Matrix Spike Duplicate
MSD Amount Added	Matrix Spike Duplicate Amount Added (Spiked)
MSD Amt Measured	Matrix Spike Duplicate Amount Measured
MSD % Recovery	Matrix Spike Duplicate % Recovery
MSD Range	Absolute difference between Matrix Spike and Matrix Spike Duplicate Recoveries

REASONABLE CONFIDENCE PROTOCOL

LABORATORY ANALYSIS QA/QC CERTIFICATION FORM

Laboratory Name: Con-Test Analytical Laboratory ***Client:*** Metcalf + Eddy

Project Location: E. HAMPTON CT. - SKINNER ST ***Project Number:*** LIMT-21154

Laboratory Sample ID(s): 08845000 - 08845006 ***Sampling Date(s):*** 10-24, 27, 28-08

List RCP Methods Used (e.g., 8260, 8270, et cetera) 8082, 8270, 1312, 6020, 7470

1	For each analytical method referenced in this laboratory report package, were all specified QA/QC performance criteria followed, including the requirement to explain any criteria falling outside of acceptable guidelines, as specified in the CTDEP method-specific Reasonable Confidence Protocol documents?	☒Yes □ No
1A	Were the method specified preservation and holding time requirements met?	☒Yes □ No
1B	***VPH and EPH Methods only***: Was the VPH or EPH method conducted without significant modifications (see Section 11.3 of respective RCP methods)	□Yes □ No ☒N/A
2	Were all samples received by the laboratory in a condition consistent with that described on the associated chain-of-custody document(s)?	☒Yes □ No
3	Were samples received at an appropriate temperature (<6° C°)?	☒Yes □ No □N/A
4	Were all QA/QC performance criteria specified in the CTDEP Reasonable Confidence Protocol documents achieved?	□Yes ☒No
5	a) Were reporting limits specified or referenced on the chain-of-custody? b) Were these reporting limits met?	☒Yes □ No □Yes □ No
6	For each analytical method referenced in this laboratory report package, were results reported for all constituents identified in the method-specific analyte lists presented in the Reasonable Confidence Protocol documents?	☒Yes □ No
7	Are project-specific matrix spikes and laboratory duplicates included in this data set?	☒Yes □ No

Notes: For all questions to which the response was "No" (with the exception of question #7), additional information must be provided in an attached narrative. If the answer to question #1, #1A, or #1B is "No", the data package does not meet the requirements for "Reasonable Confidence." This form may not be altered and all questions must be answered.

I, the undersigned, attest under the pains and penalties of perjury that, to the best of my knowledge and belief and based upon my personal inquiry of those responsible for providing the information contained in this analytical report, such information is accurate and complete.

Authorized Signature: Tod Kopyscinski **Position: Director of Operations**

Printed Name: Tod Kopyscinski **Date:** 11-12-08

Name of Laboratory: CON-TEST ANALYTICAL LABORATORY

This certification form is to be used for RCP methods only.

con-test® ANALYTICAL LABORATORY

Phone: 413-525-2332
Fax: 413-525-6405
Email: info@contestlabs.com
www.contestlabs.com

CHAIN OF CUSTODY RECORD

Limt-~~20895~~ 21154

39 SPRUCE ST, 2ND FLOOR
EAST LONGMEADOW, MA 01028

Company Name: METCALF + EDDY
Address: 860 N. MAIN ST EXT
Attention: S. PEHALA
Project Location: E. HAMPTON CT - SKINNER ST
Sampled By: S. PEHALA / S. GISH

Telephone: 203 269 7310
Project # 60049287.02
Client PO #

DATA DELIVERY (check one):
☐ FAX ☐ EMAIL ☒ WEBSITE CLIENT
Fax # :
Email:
Format: ☒ EXCEL ☒ PDF ☐ GIS KEY ☐ OTHER

Proposal Provided? (For Billing purposes) ☒ yes 10/07 proposal date

State Form Required? ☐ yes ☒ no

PID READ ~~Field ID~~	Sample Description	Lab # 08B	Date Sampled: Start Date/Time	Stop Date/Time	Composite	Grab	*Matrix Code	Conc. Code	VOCS 8260	PAHs	SVOCs	ETPH	15 RCRA METALS	PCBs	# JARS	SPLP Metals (*)	SPLP SVOCs (*)	(Total) Hex Chrom (*)	PCB (*)
~~19.38 ppm~~	SS1 0-6"	~~#3568~~ ~~#5000~~	10/27-08	2:00		X	S		X		X	X	X		5	X	MIC	11/7/08	
@40ppm	HA1 3-4'	~~#3569~~		2:10		X			X		X	X	X		5				
18-28	SS2 0-6"	~~#3570~~		3:00		X		M-H	X		X	X	X		5				
@40ppm	HA2 2.5-3.5'	~~#3571~~		3:10		X		M-H	X		X	X	X		5				
0.1	SS3 0-6"	~~#3572~~		10:10		X			X		X	X	X	X	5				
@1.3	SS3 0-6" NOP	~~#3573~~ #5000		10:12		X							X		1	X		X	X
@1.3	HA3 3-4'	~~#3574~~ #5001		10:30		X			X		X	X	X	X	5		X	X	
1.4	SS4 0-6"	~~#3575~~		11:15		X	S	M-H				X	X		5	HOLD VIALS			

Laboratory Comments: 10/29 Please add Equipment blank from LIMT-20922 to LIMT-20895 per Sarah P. and Holly F. (HF)
CH *Please activate analysis per Sarah P 11/6 (HF) - email attached. 5D

Please use the following codes to let Con-Test know if a specific sample may be high in concentration in **Matrix/Conc.** Code Box:
H - High; M - Medium; L - Low; C - Clean; U - Unknown

Relinquished by: (signature)	Date/Time: 10-27-08 4:30
Received by: (signature)	Date/Time: 10-27-8 1630
Relinquished by: (signature)	Date/Time: 10-27-8 1744
Received by: (signature) 3.0°	Date/Time: 10/27/08 1744

Turnaround **
☒ 5 X-Day
☐ 10-Day
☐ Other
RUSH *
☐ *24-Hr ☐ *48-Hr
☐ *72-Hr ☐ *4-Day
* Require lab approval

Detection Limit Requirements
Regulations? RES/GA PMC
Data Enhancement Project/RCP? ☒ Y ☐ N
Special Requirements or DL's:

***Matrix Code:**
GW= groundwater
WW= wastewater
DW= drinking water
A = air
S = soil/solid
SL = sludge
O = other

****Preservation Codes:**
I = Iced
X = Na hydroxide
H = HCL
T = Na thiosulfate
M = Methanol
N = Nitric Acid
S = Sulfuric Acid
B = Sodium bisulfate
O = Other

9M 5D

** TURNAROUND TIME STARTS AT 9:00 A.M. THE DAY AFTER SAMPLE RECEIPT UNLESS THERE ARE QUESTIONS ON YOUR CHAIN. IF THIS FORM IS NOT FILLED OUT COMPLETELY OR IS INCORRECT, TURNAROUND TIME WILL NOT START UNTIL ALL QUESTIONS ARE ANSWERED BY OUR CLIENT.

AIHA, NELAC & WBE/DBE Certified

# of containers
**Preservation
~Cont.Code

~Cont. Code:
A=amber glass
G=glass
P=plastic
ST=sterile
V= vial
S=summa can
T=tedlar bag
O=Other

Client Comments:
PID READINGS IN LEFT COLUMN
*CONC. OF SAMPLE UNK EXCEPT WHERE NOTED

con-test® ANALYTICAL LABORATORY
Phone: 413-525-2332
Fax: 413-525-6405
Email: info@contestlabs.com
www.contestlabs.com
39 SPRUCE ST, 2ND FLOOR
EAST LONGMEADOW, MA 01028

CHAIN OF CUSTODY RECORD

Limit - ~~20895~~ 21154

Company Name: M+E
Address: WFD, CT
Attention: Spencer
Project Location: Skinners - Ethanpton
Sampled By:

Telephone: 203 269 7310
Project # 60047287.02
Client PO #

DATA DELIVERY (check one):
☐ FAX ☐ EMAIL ☑ WEBSITE CLIENT
Fax # :
Email:
Format: ☐ EXCEL ☐ PDF ☐ GIS KEY ☐ OTHER

Proposal Provided? (For Billing purposes) ☐ yes proposal date
State Form Required? ☐ yes ☐ no

Field ID (PID)	Sample Description	Lab # 0813	Date Sampled Start Date/Time	Stop Date/Time	Comp-osite	Grab	*Matrix	Conc. Code	VOCs	PAHs	ABOCs	ETPH	15 PSA/LOTHCS	PCBs	# JARS	SPLP metals	Hex Chrom (total)		# of containers
									M/B										**Preservation
									V/G										~Cont.Code
0	HA H 1-2'	~~#3576~~ 43600	10-27-08	11:15		X	S	M-H	X		X	X	X	X	4	X	X	MS	
0	Blue 0'			11:30		X	S								5				
0	Blue 0-1'			11:45		X	S								4				
0810 40	VOID Sediment	43593		10:00		X	SL	H	X		X	X	X	X	1				
	VOID - Aqueous			10:50		X	AQU	H	X						1				
10/28/08	HF - Please activate Void - Sediment for ETPH, SVOC, PCB + 15 RCRA metals per Sarah Perhala																		
	also activate HA4 1-2'	For VOCs, SVOCs, PCBs							* Please activate analysis per Sarah P. email attached HF 11/6										

Client Comments: Sodium Sulfide 15 SL Wide HAS HIGH ORGANIC ODOR + Sheen

Laboratory Comments:
Per Sarah Perhala, Blue 0', Blue 0-1', Void Sediment + Void-Aqueous are on hold until notified by client. MC 10/28/08 2pm

Please use the following codes to let Con-Test know if a specific sample may be high in concentration in **Matrix/Conc.** Code Box:
H - High; M - Medium; L - Low; C - Clean; U - Unknown

~Cont. Code: A=amber glass, G=glass, P=plastic, ST=sterile, V= vial, S=summa can, T=tedlar bag, O=Other

Relinquished by: (signature)	Date/Time: 10-27-08 4:30	
Received by: (signature)	Date/Time: 10-27-8 1630	
Relinquished by: (signature)	Date/Time: 10-27-8 1744	
Received by: (signature) 3.0°	Date/Time: 10/27/08 1744	

Turnaround-** ☒ 5-Day ☐ 10-Day ☐ Other ____
RUSH * ☐ *24-Hr ☐ *48-Hr ☐ *72-Hr ☐ *4-Day
* Require lab approval

Detection Limit Requirements
Regulations? RES / GAPMC
Data Enhancement Project/RCP? ☑ Y ☐ N
Special Requirements or DL's:

***Matrix Code:**
GW= groundwater
WW= wastewater
DW= drinking water
A = air
S = soil/solid
SL = sludge
O = other

****Preservation Codes:**
I = Iced, X = Na hydroxide
H = HCL, T = Na thiosulfate
M = Methanol
N = Nitric Acid
S = Sulfuric Acid
B = Sodium bisulfate
O = Other

** TURNAROUND TIME STARTS AT 9:00 A.M. THE DAY AFTER SAMPLE RECEIPT UNLESS THERE ARE QUESTIONS ON YOUR CHAIN. IF THIS FORM IS NOT FILLED OUT COMPLETELY OR IS INCORRECT, TURNAROUND TIME WILL NOT START UNTIL ALL QUESTIONS ARE ANSWERED BY OUR CLIENT.

AIHA, NELAC & WBE/DBE Certified

con-test® ANALYTICAL LABORATORY

Phone: 413-525-2332
Fax: 413-525-6405
Email: info@contestlabs.com
www.contestlabs.com

CHAIN OF CUSTODY RECORD

~~Limit # 20922~~ 21154

39 SPRUCE ST, 2ND FLOOR
EAST LONGMEADOW, MA 01028

Page 1 of 1

Company Name: METCALF + EDDY
Address: 860 N. MAIN ST EXT
WALLINGFORD CT
Attention: SPENHALA
Project Location: SKINNER ST EASTHAMPTON
Sampled By: S. PENHALA

Telephone: 203 269 7310
Project # 60049287.02
Client PO # _____

DATA DELIVERY (check one):
☐ FAX ☐ EMAIL ☒ WEBSITE CLIENT
Fax # : _____
Email: _____
Format: ☒ EXCEL ☒ PDF ☐ GIS KEY
☐ OTHER _____

Proposal Provided? (For Billing purposes) ☒ yes 10/08 proposal date

State Form Required? ☐ yes ☒ no

ANALYSIS REQUESTED

Field ID	Sample Description	Lab # 08B	Date Sampled Start Date/Time	Stop Date/Time	Composite	Grab	*Matrix Code	Conc. Code	VOC's 8260	ETPH	PAH's/SVOC's	15 RCRA METALS	PCB's	SVOC's (*)
									# of containers	2	1	2	1	1
									**Preservation	H	S		N	
									~Cont.Code	V	A	A	P	A
	EQUIPMENT BLANK	~~1374~~ 45003	10-28-08			X	O	L	X	X	X	X	X	X

~Cont. Code:
A=amber glass
G=glass
P=plastic
ST=sterile
V= vial
S=summa can
T=tedlar bag
O=Other

Client Comments:
PLS REPORT RESULTS W/ SKINNER ST PROJECT SAMPLES SUBMITTED 10-27-08

Laboratory Comments:
* Please analyze for full 8270, OK past hold
per Sarah P. HF 11/6

Please use the following codes to let Con-Test know if a specific sample may be high in concentration in **Matrix/Conc.** Code Box:
H - High; **M** - Medium; **L** - Low; **C** - Clean; **U** - Unknown

Relinquished by: (signature)	Date/Time: 10-28-08 12:30
Received by: (signature)	Date/Time: 10/28/08 12:30
Relinquished by: (signature)	Date/Time: 10/28/08 6:00
Received by: (signature) Temp 5°C	Date/Time: 10/28/08 18:00

Turnaround **
☒ 5-Day
☐ 10-Day
☐ Other ____

RUSH *
☐ *24-Hr ☐ *48-Hr
☐ *72-Hr ☐ *4-Day
* Require lab approval

Detection Limit Requirements
Regulations? RCS/GA
Data Enhancement Project/RCP? ☒ Y ☐ N
Special Requirements or DL's: _____

***Matrix Code:**
GW= groundwater
WW= wastewater
DW= drinking water
A = air
S = soil/solid
SL = sludge
O = other LAB DI

****Preservation Codes:**
I = Iced
H = HCL
M = Methanol
N = Nitric Acid
S = Sulfuric Acid
B = Sodium bisulfate
O = Other ~~LAB DI H2O~~
X = Na hydroxide
T = Na thiosulfate

** TURNAROUND TIME STARTS AT 9:00 A.M. THE DAY AFTER SAMPLE RECEIPT UNLESS THERE ARE QUESTIONS ON YOUR CHAIN. IF THIS FORM IS NOT FILLED OUT COMPLETELY OR IS INCORRECT, TURNAROUND TIME WILL NOT START UNTIL ALL QUESTIONS ARE ANSWERED BY OUR CLIENT.

AIHA, NELAC & WBE/DBE Certified

con-test® ANALYTICAL LABORATORY

Phone: 413-525-2332
Fax: 413-525-6405
Email: info@contestlabs.com
www.contestlabs.com

CHAIN OF CUSTODY RECORD

39 SPRUCE ST, 2ND FLOOR
EAST LONGMEADOW, MA 01028

Page 1 of 2

LIMS ~~20833~~ 21154

Company Name: METCALF + EDDY
Address: 800 N. MAIN ST EXT
WALLINGFORD CT
Attention: S. PERHACA
Project Location: EAST HAMPTON - SKINNER ST
Sampled By: S. PERHACA

Telephone: 203 269 7310
Project # 60049287.02
Client PO #

DATA DELIVERY (check one):
☐ FAX ☐ EMAIL ☒ WEBSITE CLIENT
Fax # :
Email:
Format: ☒ EXCEL ☒ PDF ☐ GIS KEY
☐ OTHER

Proposal Provided? (For Billing purposes) ☒ yes 10/08 proposal date
State Form Required? ☐ yes ☒ no

ANALYSIS REQUESTED

Field ID	Sample Description	Lab # 083	Start Date/Time	Stop Date/Time	Comp-osite	Grab	*Matrix Code	Conc. Code	VOCs 8260	SVOCs	PAHs	8 15 RCRA Metals	ETPH	# Jars	SPLP RCRA metals & Cd, Pb, Hg, Zn		SPLP 15 RCRA metals & Cd, Pb, Hg, Zn			# of containers
									M/B											**Preservation
									V/G											Cont. Code
0	SB1 1-2'	43306	10-24-08	9:00					X	X		X	X	5						
0	SB1 6-7'	43307		9:15					X	X		X	X	5						
0	SB2 3-4' LESCO4	~~43308~~		9:45					X		X	X	X	5	X					
0	SB2 5-6'	43309		10:05					X		X	X	X	5						
25-30 ppm	SB3 0.5-1.5'	43310		10:35					X		X	X	X	5						
34 ppm	SB3 4-4.5' LESCO5	~~43311~~		11:05					X		X	X	X	4			X			
24 ppm	SB5 4-5'	43312		1:45					X		X	X	X	4						
0	SB5 6.5-7.5 LESCO6	~~43313~~		1:50					X		X	X	X	4					X	

Client Comments:

PID READINGS IN FAR LEFT COLUMN

Laboratory Comments:
See attached email for reactivations, all for STD TAT. per Sarah Perhaca. (MO) 11/4/08

Please use the following codes to let Con-Test know if a specific sample may be high in concentration in **Matrix/Conc.** Code Box:
H - High; **M** - Medium; **L** - Low; **C** - Clean; **U** - Unknown

Relinquished by: (signature)	Date/Time: 10-24-08 5:15	
Received by: (signature)	Date/Time: 10-24-8 1537	
Relinquished by: (signature)	Date/Time: 10-24-8 1700	
Received by: (signature)	Date/Time: 10/24/08 1700	

Turnaround **
☒ 5-Day
☐ 10-Day
☐ Other
RUSH *
☐ *24-Hr ☐ *48-Hr
☐ *72-Hr ☐ *4-Day
* Require lab approval

Detection Limit Requirements
Regulations? RES / GA PMC
Data Enhancement Project/RCP? ☒ Y ☐ N
Special Requirements or DL's:

***Matrix Code:**
GW = groundwater
WW = wastewater
DW = drinking water
A = air
S = soil/solid
SL = sludge
O = other

****Preservation Codes:**
I = Iced
H = HCL
M = Methanol
N = Nitric Acid
S = Sulfuric Acid
B = Sodium bisulfate
O = Other
X = Na hydroxide
T = Na thiosulfate

** TURNAROUND TIME STARTS AT 9:00 A.M. THE DAY AFTER SAMPLE RECEIPT UNLESS THERE ARE QUESTIONS ON YOUR CHAIN. IF THIS FORM IS NOT FILLED OUT COMPLETELY OR IS INCORRECT, TURNAROUND TIME WILL NOT START UNTIL ALL QUESTIONS ARE ANSWERED BY OUR CLIENT.

AIHA, NELAC & WBE/DBE Certified

con-test® ANALYTICAL LABORATORY
Phone: 413-525-2332
Fax: 413-525-6405
Email: info@contestlabs.com
www.contestlabs.com

CHAIN OF CUSTODY RECORD

LIMT-20833

39 SPRUCE ST, 2ND FLOOR
EAST LONGMEADOW, MA 01028

Company Name: NAE
Address: WALLINGFORD
Attention:
Project Location: 258 Main - E Hampton
Sampled By: [signature]

Telephone: (203) 697-7310
Project # 60049287.02
Client PO #

DATA DELIVERY (check one):
☐ FAX ☐ EMAIL ☒ WEBSITE CLIENT
Fax #:
Email:
Format: ☒ EXCEL ☒ PDF ☐ GIS KEY
☐ OTHER

Proposal Provided? (For Billing purposes) ☒ yes proposal date
State Form Required? ☐ yes ☒ no

ANALYSIS REQUESTED

PID ~~Field ID~~	Sample Description	Lab # OB	Date Sampled Start Date/Time	Stop Date/Time	Composite	Grab	*Matrix Code	Conc. Code	VOCs 8260	SVOCs	PAHs	15 RCRA Metals	EPH	# of containers (VOA/G)
28ppm	SB6 1-2'	43314	10-24-08	12:00		X	S	U-M-H	X	X	38	X	X	4
28ppm	SB6 1-2' DUP	43315	↓	12:05		X	S	U-M-H	X	X		X	X	4
38ppm	SB6 6-7'	43316	↓	12:25		X	S	U-M-H	X	X		X	X	4
	TRIP BLANK	43317	↓				WAS	C	X					3

Client Comments: PID READ. FAR LEFT COLUMN

Laboratory Comments:

Please use the following codes to let Con-Test know if a specific sample may be high in concentration in **Matrix/Conc.** Code Box:
H - High; **M** - Medium; **L** - Low; **C** - Clean; **U** - Unknown

~Cont. Code: A=amber glass, G=glass, P=plastic, ST=sterile, V=vial, S=summa can, T=tedlar bag, O=Other

	Date/Time
Relinquished by: (signature) [signature]	10-24-08 3:15
Received by: (signature) [signature]	10-24-8 1535
Relinquished by: (signature) [signature]	10-24-8 1700
Received by: (signature) [signature]	10/24/08 1700

Turnaround **: ☒ 5-Day ☐ 10-Day ☐ Other
RUSH *: ☐ *24-Hr ☐ *48-Hr ☐ *72-Hr ☐ *4-Day
* Require lab approval

Detection Limit Requirements
Regulations? GA MCP/RBC/RCC
Data Enhancement Project/RCP? ☒ Y ☐ N
Special Requirements or DL's:

*Matrix Code: GW = groundwater, WW = wastewater, DW = drinking water, A = air, S = soil/solid, SL = sludge, O = other

**Preservation Codes: I = Iced, H = HCL, M = Methanol, N = Nitric Acid, S = Sulfuric Acid, B = Sodium bisulfate, O = Other, X = Na hydroxide, T = Na thiosulfate

** TURNAROUND TIME STARTS AT 9:00 A.M. THE DAY AFTER SAMPLE RECEIPT UNLESS THERE ARE QUESTIONS ON YOUR CHAIN. IF THIS FORM IS NOT FILLED OUT COMPLETELY OR IS INCORRECT, TURNAROUND TIME WILL NOT START UNTIL ALL QUESTIONS ARE ANSWERED BY OUR CLIENT.

AIHA, NELAC & WBE/DBE Certified

Holly L. Folsom

From: "Perhala, Sarah" <Sarah.Perhala@aecom.com>
To: "Holly L. Folsom" <hfolsom@contestlabs.com>
Cc: "Meghan Kelley" <mkelley@contestlabs.com>; "Lisa Dagnoli at Contest" <LDagnoli@contestlabs.com>
Sent: Wednesday, November 05, 2008 2:00 PM
Subject: Additional Analyses - East Hampton Project

Hi

Wasn't sure who to send this to, since ive corresponded with all of you at some point about this project!

I would like to activate some samples for additional analyses. The samples and analyses are summarized as follows:

From LIMT-20895:
SS-3 0-6" SPLP Metals (SPLP 15 RSR metals) see attached email. MK 11/6/08
HA-3 3-4' SPLP SVOCs, Hex Chrom (total)
HA-4 1-2' SPLP Metals, Hex Chrom (total)

From LIMT-20833:
SB-2 3-4' SPLP 15 RSR Metals EXCEPT copper, mercury and zinc
SB-3 4-4.5' SPLP 15 RSR Metals EXCEPT mercury, silver and zinc
SB-5 6.5-7.5' SPLP 15 RSR Metals EXCEPT mercury, silver, and zinc

(*) Also, as i discussed with Lisa a little while ago, please go ahead and run the SVOC analyses on the equipment blank sample today, even though it is 1 day past hold time.

Thank you!

Sarah Perhala
Environmental Scientist
AECOM Environment
Direct Phone: 203.741.2835
sarah.perhala@aecom.com
Please note that my email address has changed

AECOM
860 North Main Street Extension
Wallingford, Connecticut 06492
Office Phone: 203.269.7310
Fax: 203.269.8788
www.aecom.com

(*) 11/7/08 2pm
Per Sarah Perhala, don't run SS-3 0-6" instead run SS-3 0-6" Dup for SPLP metals and add on PCBs and total Hex Chrom. Sarah to send email to Holly and myself. MK

Metcalf & Eddy's parent company, AECOM Technology Corporation, is evolving to better serve its global clients. AECOM is forming a global business line – AECOM Environment – by utilizing the skills and capabilities from across its global environmental operations, including resources from ENSR, Earth Tech, STS and Metcalf & Eddy. AECOM Environment is devoted to providing quality environmental services to its global clients. With access to approximately 4,200 staff in 20 countries, AECOM Environment will be one of five new AECOM business lines, which also include AECOM Water, AECOM Transportation, AECOM Design, and AECOM Energy.
AECOM Environment provides a blend of global reach, local knowledge, innovation, and technical excellence in delivering solutions that enhance and sustain the world's built, natural, and social environments. Though our appearance is changing, our commitment to the success of your projects and your organization remains strong. We will keep you apprised of future details.
This communication is intended for the sole use of the person(s) to whom it is addressed and may contain information that is privileged, confidential or subject to copyright. Any unauthorized use, disclosure or copying of this communication is strictly prohibited. If you have received this communication in error, please contact the sender immediately. Any communication received in error should be deleted and all copies destroyed.
Please consider the environment before printing this e-mail

Subject: RE: Additional Analyses - East Hampton Project
From: "Perhala, Sarah" <Sarah.Perhala@aecom.com>
Date: Thu, 6 Nov 2008 06:23:02 -0800
To: "Holly L. Folsom" <hfolsom@contestlabs.com>
CC: "Megan Kelley" <mkelley@contestlabs.com>

Yes sorry, all SPLP metals analyses are the 15 metals with the exception of the few metals listed in the 3 samples from the 2nd lab report.

Standard TAT is fine, but i need the results within the 5 days that is considered standard for us (by next Wednesday afternoon).

Thanks!

From: Holly L. Folsom [mailto:hfolsom@contestlabs.com]
Sent: Thursday, November 06, 2008 9:18 AM
To: Perhala, Sarah
Cc: Megan Kelley
Subject: Re: Additional Analyses - East Hampton Project

Hi Sarah,

For SPLP metals is it 15 RSR metals? And what turnaround time are you looking for?

Thanks,

Holly

> ----- Original Message -----
> **From:** Perhala, Sarah
> **To:** Holly L. Folsom
> **Cc:** Meghan Kelley ; Lisa Dagnoli at Contest
> **Sent:** Wednesday, November 05, 2008 2:00 PM
> **Subject:** Additional Analyses - East Hampton Project
>
> Hi
>
> Wasn't sure who to send this to, since ive corresponded with all of you at some point about this project!
>
> I would like to activate some samples for additional analyses. The samples and analyses are summarized as follows:
>
> From LIMT-20895:
> SS-3 0-6" SPLP Metals
> HA-3 3-4' SPLP SVOCs, Hex Chrom (total)
> HA-4 1-2' SPLP Metals, Hex Chrom (total)
>
> From LIMT-20833:
> SB-2 3-4' SPLP 15 RSR Metals EXCEPT copper, mercury and zinc
> SB-3 4-4.5' SPLP 15 RSR Metals EXCEPT mercury, silver and zinc
> SB-5 6.5-7.5' SPLP 15 RSR Metals EXCEPT mercury, silver, and zinc
>
> Also, as i discussed with Lisa a little while ago, please go ahead and run the SVOC analyses on the equipment blank sample today, even though it is 1 day past hold time.
>
> Thank you!

Sarah Perhala
Environmental Scientist
AECOM Environment
Direct Phone: 203.741.2835
sarah.perhala@aecom.com
Please note that my email address has changed

AECOM
860 North Main Street Extension
Wallingford, Connecticut 06492
Office Phone: 203.269.7310
Fax: 203.269.8788
www.aecom.com

Metcalf & Eddy's parent company, AECOM Technology Corporation, is evolving to better serve its global clients. AECOM is forming a global business line – AECOM Environment – by utilizing the skills and capabilities from across its global environmental operations, including resources from ENSR, Earth Tech, STS and Metcalf & Eddy. AECOM Environment is devoted to providing quality environmental services to its global clients. With access to approximately 4,200 staff in 20 countries, AECOM Environment will be one of five new AECOM business lines, which also include AECOM Water, AECOM Transportation, AECOM Design, and AECOM Energy.
AECOM Environment provides a blend of global reach, local knowledge, innovation, and technical excellence in delivering solutions that enhance and sustain the world's built, natural, and social environments. Though our appearance is changing, our commitment to the success of your projects and your organization remains strong. We will keep you apprised of future details.
This communication is intended for the sole use of the person(s) to whom it is addressed and may contain information that is privileged, confidential or subject to copyright. Any unauthorized use, disclosure or copying of this communication is strictly prohibited. If you have received this communication in error, please contact the sender immediately. Any communication received in error should be deleted and all copies destroyed.
P Please consider the environment before printing this e-mail

SAMPLE REACTIVATION FORM

COMPANY Metcalf + Eddy LOCATION SD, CA

CONTACT Sarah Pehala PROJECT ID Skinner St, East Hampton

CONTACT PHONE 203-269-7310 FAX

DATE ~~11/6~~ 11/5/08 (MW) TIME 8:45 am TAT 5 day per email DUE DATE

REQUEST TAKEN BY Holly Folsom GIVEN TO

ACTIVATION REQUEST:
Please activate analysis requested from email.

(*) 15 RSR metals - Antimony, Arsenic, Barium, Beryllium, Cadmium, Chromium, Copper, Pb, Mercury, Nickel, Selenium, Silver, Thallium, Vanadium, Zinc

SPECIAL INSTRUCTIONS AND TERMS:

FAXED TO CONTACT FOR APPROVAL: Y N

ACTIVATION IS CORRECT PER OUR REQUEST _____ DATE _____
INITIALS

CONTEST FINAL APPROVAL _____

Subject: FW: Additional Analyses - East Hampton Project
From: "Perhala, Sarah" <Sarah.Perhala@aecom.com>
Date: Fri, 7 Nov 2008 11:49:36 -0800
To: "Holly L. Folsom" <hfolsom@contestlabs.com>, "Megan Kelley" <mkelley@contestlabs.com>
CC: "Lisa Dagnoli at Contest" <LDagnoli@contestlabs.com>

Hi Meghan

As discussed, i do not need SPLP metals on the SS-3 0-6" sample, but i do need it on SS-3 0-6" DUP. Please also add total PCBs and total Hex Chrom to this sample.

It is critical that I get these results by noon next Wednesday 11/12. This should be within your 5 day standard TAT for us. Please let me know if this is feasible.

Thank you,
Sarah

From: Perhala, Sarah
Sent: Wednesday, November 05, 2008 2:01 PM
To: 'Holly L. Folsom'
Cc: 'Meghan Kelley'; 'Lisa Dagnoli at Contest'
Subject: Additional Analyses - East Hampton Project

Hi

Wasn't sure who to send this to, since ive corresponded with all of you at some point about this project!

I would like to activate some samples for additional analyses. The samples and analyses are summarized as follows:

From LIMT-20895:

SS-3 0-6"	SPLP Metals
HA-3 3-4'	SPLP SVOCs, Hex Chrom (total)
HA-4 1-2'	SPLP Metals, Hex Chrom (total)

From LIMT-20833:

SB-2 3-4'	SPLP 15 RSR Metals EXCEPT copper, mercury and zinc
SB-3 4-4.5'	SPLP 15 RSR Metals EXCEPT mercury, silver and zinc
SB-5 6.5-7.5'	SPLP 15 RSR Metals EXCEPT mercury, silver, and zinc

Also, as i discussed with Lisa a little while ago, please go ahead and run the SVOC analyses on the equipment blank sample today, even though it is 1 day past hold time.

Thank you!

Sarah Perhala
Environmental Scientist
AECOM Environment
Direct Phone: 203.741.2835
sarah.perhala@aecom.com
Please note that my email address has changed

AECOM
860 North Main Street Extension
Wallingford, Connecticut 06492